

Price List

JUMP TO PRICING [CLICK HERE](#)

TABLES



VERSTEEL

Product Information		Trapezoid	80	Materials + Finishes	135	Options	254
General Information	2	Crescent	80	Custom Charges + Alternatives	137	Teaching Station	256
Warranty	4	Tear-drop	80	Top Options	138	Mobile AV Cabinet	264
Care + Maintenance	5	Half Round	82	Round	140	AV Cart	265
Environmental Policy	6	Quarter Round	82	Square	142		
Base Construction	8	Wedge	84	Rectangle	144	GeoMetrix®	
Top Construction Specifications	9			Arc Rectangle	146	Product Information	266
Modesty Panel Construction	10	Curvare®		Racetrack	148	How To Order	268
Top Shapes	12	Product Information	86	Oval	148	Materials	269
Seating Accommodations	13	How To Order	88	Boatshape	150	Power + Data Options	270
Linking Configurations	16	Materials + Finishes	89	Arc Boatshape	150	Square	276
Space Planning	18	Round	90	Video Conference	152	Rectangle	278
Intellectual Properties	954	Oval	90	Arc Video Conference	152	Rhombus	279
Freight Program	955	Square	91			Triangle	280
		Rectangle	91	Eliga®			
Aerie®				Product Information	154	Interplay®	
Product Information	22	Darby™		How To Order	156	Product Information	282
How To Order	24	Product Information	92	Materials + Finishes	157	How To Order	284
Materials + Finishes	25	How To Order	94	Custom Charges + Alternatives	159	Materials + Finishes	285
Customs + Alternatives	27	Materials + Finishes	95	Options	160	Custom Charges + Alternatives	287
Options	28	Customs + Alternatives	96	Round	162	Options	288
Power + Data Options	29	Pneumatic	98	Square	164	Rover Pup™	290
Rectangle	30	Crank	99	Rectangle	166	Rover Utility™	291
Rectangle Surface Detail	32			Rectangle Sliding	172	Rover Computer™	292
		Deci™		Rectangle Gathering	174	Rover Daddy™	294
Arvo®		Product Information	100	Racetrack Gathering	176	Looksee®	296
Product Information	34	How To Order	102	Boat Gathering	178	Wordplay®	297
How To Order	36	Materials + Finishes	103	Arc Boat Gathering	178		
Materials + Finishes	37	Custom Charges + Alternatives	105	Rectangle Conference	180	ODIS®	
Customs + Alternatives	39	Options	106	Racetrack Conference	182	Product Information	298
Options	40	Round Top	108	Boat Conference	184	How To Order	300
Power + Data Options	41	Round Column Round Base		Arc Boat Conference	184	Materials + Finishes	301
Round	44	Round Top	110	Collaborative D	186	Custom Charges + Alternatives	302
Square	46	Round Column Square Base		Rectangle End-Sit	190	Accessories	303
Rectangle	48	Square Top	112	Whiteboard	194	ODIS	304
		Round Column Round Base				ODIS Youth	305
		Square Top	114	Entourage™		ODIS ADA	306
		Round Column Square Base		Product Information	196		
Brattice®		Rectangle Top	116	Cabinet Information	198	Paces®	
Product Information	50	Round Column Round Base		How To Order	200	Product Information	308
How To Order	52	Rectangle Top	118	Materials + Finishes	201	How To Order	310
Materials + Finishes	53	Round Column Square Base		Custom Charges + Alternatives	203	Materials + Finishes	311
Custom Charges + Alternatives	55	Round Top	120	Options + Accessories	204	Custom Charges + Alternatives	313
Base Options	56	Square Column Round Base		Cabinet	206	Options	314
Top Options	58	Round Top	122	Recycling Cabinet	238	Round	316
Accessories	59	Square Column Square Base		Cart	244	Square	318
Round	60	Square Top	124	Lectern	246	Rectangle	320
Square	62	Square Column Round Base		Wallboard	247	Large Rectangle	332
Rectangle	64	Square Top	126			Racetrack	334
Racetrack	74	Square Column Square Base		Equip®		Boat	336
Oval	74	Rectangle Top	128	Product Information	248	Arc Boat	336
Boatshape	76	Square Column Round Base		How To Order	250	Video Conference	338
Split Top	78	Rectangle Top	130	Materials + Finishes	251	Arc Video Conference	338
Corner	78	Square Column Square Base		Custom Charges + Alternatives	253		
Video Wedge	78	Elements Conference®					
Transition	78	Product Information	132				
		How To Order	134				

Zeta Rectangle	340	Teardrop	420	Thea®		Training Tables - Performance	
Delta Rectangle	342	Half Round	422	Product Information	512	Product Information	616
		Quarter Round	422	How To Order	514	Modesty Panel Construction	618
Parsons Table		Wedge	424	Materials + Finishes	515	How To Order	620
Product Information	344			Custom Charges + Alternatives	517	Materials + Finishes	621
Power + Data Options	345	Sky™		Options	518	Custom Charges + Alternatives	623
29" Height	346	Product Information	426	Round	520	Base Options	624
36" Height	347	How To Order	428	Square	522	Top Options	626
42" Height	348	Materials + Finishes	429	Rectangle	524	Accessories	627
ADA Side Table	349	Custom Charges + Alternatives	430			Training Tables	628
		Options	431	Tier Tables			
Performance™		Brattice Style Base	432	Information	526	Training Tables - Skware	
Product Information	350	Eliga Style Base	434			Product Information	660
How To Order	352	Performance Style Base	436	TIM®		Modest Panel Construction	662
Materials + Finishes	353	Skware Style Base	438	Product Information	528	How To Order	664
Custom Charges + Alternatives	355	Vela Style Base	440	Modesty Panel Construction	530	Materials + Finishes	665
Base Options	356			Nested Storage	531	Custom Charges + Alternatives	667
Top Options	358	Somet		How to Order	532	Options	668
Accessories	359	Product Information	442	Materials + Finishes	533	Training Tables	670
Round	360	How To Order	444	Custom Charges + Alternatives	535		
Square	364	Materials + Finishes	445	Options	536	Training Tables - Ty	
Rectangle	368	Custom Charges + Alternatives	446	Accessories	537	Product Information	686
Racetrack	380	Crank	448	Rectangle	538	Modesty Panel Construction	688
Oval	382	Counter Balance Pneumatic	450	Arc Rectangle	540	How To Order	690
Boatshape	382					Materials + Finishes	691
Split Top	384	Study Carrels		TOD®		Custom Charges + Alternatives	693
Corner	384	Product Information	454	Product Information	542	Options	694
Video Wedge	384	How To Order	456	Nested Storage	544	Training Tables	696
Transition	384	Materials + Finishes	457	How To Order	546		
Trapezoid	386	Custom Charges + Alternatives	459	Materials + Finishes	547	Training Tables - Uno²	
Crescent	386	Options	460	Custom Charges + Alternatives	549	Product Information	708
Teardrop	386	Performance	462	Rectangle	550	Modesty Panel Construction	710
Half Round	388	Vela	466			How To Order	712
Quarter Round	388			Training Tables - Brattice		Materials + Finishes	713
Wedge	390	Table Top		Product Information	554	Custom Charges + Alternatives	715
		Lectern	470	Modesty Panel Construction	556	Options	716
Skware®				How To Order	558	Training Tables	718
Product Information	392	The Maker Project™		Materials + Finishes	559		
How To Order	394	Product Information	472	Custom Charges + Alternatives	561	Training Tables - Vela	
Materials + Finishes	395	How To Order	474	Base Options	562	Product Information	748
Custom Charges + Alternatives	397	Materials + Finishes	475	Top Options	564	Modesty Panel Construction	750
Options	398	Custom Charges + Alternatives	476	Accessories	565	How To Order	752
Round	400	Options	477	Training Tables	566	Materials + Finishes	753
Square	402	Utility Table	478			Custom Charges + Alternatives	755
Rectangle	404	Occasional Table	490	Training Tables - Eliga		Base Options	756
Racetrack	414	Whiteboard	492	Product Information	582	Top Options	758
Oval	414	Utility Stool	494	Modesty Panel Construction	584	Accessories	759
Boatshape	416	Chair + Stool	495	How To Order	586	Training Tables	760
Split Top	418	Bench + Cushion	496	Materials + Finishes	587		
Corner	418	Maker A Round	498	Custom Charges + Alternatives	589	Troupe® Gathering	
Video Wedge	418	Maker A Square	501	Options	590	Product Information	786
Transition	418	Maker A Rectangle	504	Training Tables	592	How To Order	788
Trapezoid	420	Maker A Bench	510			Materials + Finishes	789
Crescent	420	Lighting	511			Customs + Alternatives	791

Troupe® Gathering (cont...)

Round	792
Square	794
Rectangle	796

Troupe® Inline

Product Information	798
How To Order	800
Materials + Finishes	801
Custom Charges + Alternatives	803
Power + Data Options	804
Wire Management Options	808
Rectangle Casters	810
Rectangle Glides	812

Ty™

Product Information	814
How To Order	816
Materials + Finishes	817
Custom Charges + Alternatives	819
Options	820
Round	822
Square	824
Rectangle	826
Split Top	834
Corner	834
Video Wedge	834
Transition	834
Trapezoid	836
Crescent	836
Half Round	838
Quarter Round	838
Wedge	840

Uno™

Product Information	842
How To Order	844
Materials + Finishes	845
Custom Charges + Alternatives	847
Options	848
Rectangle	850
Large Rectangle	860
Racetrack	862
Oval	862
Boatshape	864
Split Rectangle	866
Trapezoid	868
Crescent	870
Half Round	872
Quarter Round	874
Wedge (no Base)	876
Wedge (w/Base)	878

Vela®

Product Information	880
How To Order	882
Materials + Finishes	883
Custom Charges + Alternatives	885
Base Options	886
Top Options	888
Accessories	890
Round	892
Square	894
Rectangle	896
Racetrack	912
Oval	912
Boatshape	914
Split Top	916
Corner	916
Video Wedge	916
Transition	916
Trapezoid	918
Crescent	918
Teardrop	918
Half Round	920
Quarter Round	920
Wedge	922

Wavelink®

Product Information	924
Top Shapes + Grain Direction	926
Linking Configurations	927
How To Order	928
Materials + Finishes	929
Custom Charges + Alternatives	931
Options	932
Round	934
Square	936
Pipeline	938
Tide	942
Surf	942
Racetrack	944
Oval	944
Breaker	944
Video Wedge	946
Openface	946
Half Round	946
Crossover	946
Vibe	946
Quarter Round	948
Wedge	948
Fin	948
Curl	950
Transition	950
Cutback	950
Corner	952
Trapezoid	952

Prices

All prices are list price, effective with date printed on cover, and supersedes all other published price lists. Orders within the 48 contiguous United States will be assessed a freight charge based on a percentage of the total list price, or a flat rate of \$300, whichever is greater. A minimum charge of \$400 will apply to all shipments to Canada. Fees will be calculated using the zone map located on page 955. Normal delivery is on a dock-to-dock basis. Additional charges may apply on special requests noted on the customer's purchase order such as inside delivery, "call before," etc. Versteel reserves the right to change prices, shipping fees, or specifications without prior notice. Orders are accepted subject to price prevailing at time of shipment.

Acknowledgement

Orders are accepted, manufactured, and invoiced in accordance with the acknowledgement. Notify Versteel immediately of any discrepancies. Acknowledged orders may not be cancelled or modified without written consent from Versteel.

Orders

All orders must be received in writing, accompanied by final material and finish specifications for order entry.

Contact Versteel

Email contact@versteel.com
 Telephone 800 876 2120
 812 634 2120
 Fax 812 482 9318

Mailing Address

Versteel
 2332 Cathy Lane
 Jasper IN 47546

Faxed orders are accepted. Duplicate orders that are received by mail (after having been faxed) and not marked "Confirmation" are the responsibility of the customer.

Telephone orders must be confirmed in writing within 24 hours, marked "Confirmation." Duplicate orders not marked "Confirmation" are the responsibility of the customer.

Quickship Program

Available for select products in the Deci, Paces, Performance, Vela and Wavelink table lines along with select products in the Chela, Companion, Kompis, OH!, SIMON, Quanta Max and The Maker Project seating lines.

The Versteel Quickship Program consists of up to 50 tables, 25 tables with modesty panels or 100 chairs in 10 working days from time of order (received by 12pm EST).

Orders must be accompanied by final material and finish specifications for order entry. They must be clearly marked "Quickship" and consist of products from the program. Quickship orders cannot be changed or cancelled, and credit approval must be acquired within 24 hours.

For additional information see Versteel.com.

Credit

You are requested to enclose one bank reference and three trade references with your initial order.

Credit Cards

Versteel accepts Mastercard, Visa & AMEX credit card payment for invoiced sales. Credit card information must be presented along with the Sales Order (with a signed Credit Card Authorization Form attached). There is no cash discount extended to credit card orders. Credit cards will be charged at time of shipment. A processing fee will be applied for all credit card purchases. Processing fee will not be applied to GSA or contract orders. Versteel will not accept credit cards for payment of account balances. Credit card payment will not be accepted on orders over \$30,000.00.

Changes or Cancellation

Any change or cancellation to an order must be submitted in writing and confirmed by Versteel Customer Service before the change or cancellation is effective. Due to short lead times, any change or cancellation may result in charges if materials have entered the production process.

Packaging

Versteel has no crate or packaging charge on standard products. All items are packaged to ensure delivery in excellent condition under normal handling by freight personnel. Versteel reserves the right to bulk pack or skid load tops in large quantities.

Shipping Schedule

<i>Standard Items</i>	
Laminate, PVC Edge	3-5 WEEKS
Laminate, Convex T-Mold Edge	3-5 WEEKS
Laminate, Wood Edge	3-5 WEEKS
Laminate, Urethane Edge	6-8 WEEKS
Veneer, Wood Edge	6-8 WEEKS
Powder Coat Tops	4-6 WEEKS
KrystalCast® Tops	7-8 WEEKS
Corian®	3-5 WEEKS

Contact Versteel for special lead time requests.

Shipping

Normal delivery is on a dock-to-dock basis, F.O.B. Versteel's factory in Jasper, Indiana. Special requests such as inside delivery, "call before," etc. should be noted on the customer's purchase order and are subject to additional charges. See freight program on page 955 for shipping charges.

Tables are shipped disassembled unless Assembled Folding Table option is selected; tops and base(s) ship simultaneously. ODIS, TIM and tilt-fold tables are shipped assembled. TIM fixed tables are cartoned separately.

Orders shipping outside of the contiguous 48 United States will have shipping quoted as a separate item.

FOB Origin, Freight Prepaid

Versteel
2332 Cathy Lane
Jasper, IN 47546

Shipping Damage Claims or Shortages

Legal title of merchandise passes to the buyer upon acceptance of the carrier. All cartons must be carefully inspected upon delivery. Visibly damaged product should not be accepted from the carrier until the damage is noted on delivery receipt. Versteel will not accept responsibility if the delivery receipt is signed as "clear". Retain any damaged goods and take photos for claim filing purposes. Details of visible damage should be noted on the delivery receipt. Shortages must be noted on the bill of lading prior to accepting the shipment.

Concealed Damage

If concealed damage is discovered, the receiver must notify the freight carrier within 5 business days from receipt of the product(s). For claim consideration the receiver must request an inspection of the damaged goods by the carrier. All damaged product and packaging should be retained and photos taken for claim filing use. Inspections must occur at the original delivery point to be considered for claim submittal. Reports of concealed damage after five business days will not be considered.

Partial Shipments

Versteel makes every attempt to ship orders complete and on schedule. However, we reserve the right to make partial shipments as product is ready, in an effort to get your order to you as quickly as possible. Invoices covering these shipments are to be paid as they become due.

Returns

No return merchandise will be accepted without Versteel's written consent and shipping instructions. Unauthorized returns will not be accepted.

Terms

Terms are 1%, 10 days, net 30 days from date of invoice.

Force Majeure

Versteel shall be excused from the duty to render timely performance of any obligation hereunder if such inability to perform is caused directly or indirectly by act of God, flood, war, riot, fire, accident, explosion, strikes or labor trouble, act of government, delay or default by a subcontractor or supplier of materials or services, transportation difficulty or delay, the existence of any circumstances making performance commercially impracticable or any other cause beyond Versteel's reasonable control. Buyer's obligation to make any payment due and owing to Versteel shall not be excused for any reason whatsoever.

Oversized Shipping Fee

Orders received for items or tops greater than 94" in length will receive a \$250 net oversized shipping fee per order. Fee not applied to orders with multi-piece tops where each section is less than 94" in length.

Warranty

All table and seating products manufactured by Versteel are guaranteed by a Lifetime Warranty against defects in materials and workmanship from the date of purchase. Products manufactured/adapted for use in a Pavilion or Pop-Up setting are covered under a three (3) year warranty against defects in materials and workmanship from date of purchase.

Electrical items manufactured by Versteel are guaranteed against defect for a period of five (5) years from date of purchase.

Electrical items not manufactured by Versteel are covered by the manufacturers under their specified warranty.

Consumables such as gas cylinders, casters and glides are covered for a period of one (1) year. Adjustable height bases with crank and counterbalanced components are covered under a two (2) year warranty. Versteel will not cover labor costs associated with replacing the casters or glides.

Wood veneer is warranted for a period of ten (10) years. Natural variations in grain, color or texture of wood should not be construed as defects under this warranty.

Versteel will replace or repair (at our discretion) without cost to our customers any item manufactured by Versteel found to be defective as a result of defective material or workmanship and is still owned by the original purchaser. We will not, however, repair any item which is not properly installed, maintained, is abused or subject to any use other than that which was originally intended. Warranty does not cover normal wear and tear of the product, which is expected over the course of ownership. In no event shall liability under this warranty exceed the original purchase price.

Pavilion and Pop-Up products must be covered and out of direct sunlight. Use location must be a minimum of 100 miles from saltwater.

Warranty on plastic laminates, solid surface materials and upholstery is not covered by Versteel but is covered by each manufacturer under their specified warranty only. All foams, fabrics and vinyls are prone to stretch and loosen over time through normal use. This natural effect, called puddling, is covered for a period of one (1) year from the date of purchase.

There are no other warranties expressed or implied.

Care of Laminate Surfaces, T-Mold, Bumper, PVC Edges and Urethane

Clean with a mild soap solution and rinse with clean, clear water. Wipe the entire surface, moving with the pattern and follow with a clean, dry soft cloth. When a wood edge exists, follow instructions found under "Care of Wood Edges and Veneer Surfaces".

Care of Wood Edges and Veneer Surfaces

Clean all surfaces frequently with water-dampened soft cloth, moving the cloth with the grain direction. Quickly buff dry. Immediately remove any liquids that come in contact with wood surfaces using a blotting action to absorb liquid. Lift objects to move them. Never pull them across the finished surface.

For an additional safeguard, use a protective surface pad. Doing so could ensure a lasting finish by protecting your furniture from possible damage caused by pens and sharp objects.

Avoid exposing furniture to extreme heat and cold or to wide humidity variances. Avoid exposing furniture to strong sunlight. Do not use soaps, commercial cleaners or harsh solvents (nail polish remover, acetates, etc.) as they will cause finish deterioration. If using a protective glass top, place spacer pads under the glass top to allow the wood to breathe.

Care of Corian® Surfaces

Clean regularly with a cloth or sponge wrung out in warm soapy water. You can also use ammonia-based cleaners or commercial cleaners recommended for use on Corian® surfaces. Wipe up any water spills immediately so as not to leave a film that makes the finish look blotchy.

Care of Powder Coat Work Surfaces

Clean with warm water and mild soap and rinse with clean, warm water. Windex Multi-Surface Disinfectant and Windex All Purpose cleaner can be used for deep cleaning. Using a pump spray bottle, apply a normal amount of cleaner onto a clean microfiber or paper towel. Wipe the desired area until dry. Do not spray directly onto the surface or let sit un-wiped for an extended period.

Care of KrystalCast® Surfaces

Clean with a dish soap and water mixture in a spray bottle with a Green Scotch Brite 3M scrub pad to loosen all dirt and goo (including oil and wine stains, etc). Dry with a clean dry cloth. Do not use solvents such as acetone, lacquer thinner, gasoline, undiluted alcohol or benzene.

Care of Powder Coat and Nickel

Clean with a mild soap solution and rinse with clean, clear water. Wipe the entire surface and follow with a clean, dry cloth to buff dry.

Care of Chrome Bases

Clean with a wet cloth or window cleaner. For scuff marks or heavy soiling, a non-abrasive automotive chrome polish can be applied as directed.

Maintenance of Mechanical Parts

Clean any lint or debris from the moving parts of the E-Z install tilt or folding base mechanisms. Do not apply lubricant. Mechanisms have been designed and tested to not require lubrication under normal conditions.

Care of Upholstered Tack Panels

For Versteel standard fabrics and vinyls, consult the back of the appropriate swatch card for cleaning codes and any specified instructions. For COM materials, consult with the individual textile manufacturer for cleaning codes and any specified instructions pertaining to your particular fabric.

Objective

It is the objective of Versteel to adhere to Federal, State and local laws and codes, ordinances and regulations as may be applicable to control environmental risks, prevent harm to the public health and welfare, and to preserve our natural resources. Versteel acknowledges the necessity of commitment and hereby commits its resources of all levels of its management and all employees of the company to accomplish this objective.

Policy Statement

Each Versteel facility has the responsibility to:

Develop environmental policies which implement regulatory compliance requirements and provide management guidance and support with applicable environmental laws.

Train and motivate personnel to work in an environmentally acceptable manner and to understand and comply with government regulations within the scope of Versteel operations.

Communicate the importance of personal responsibility protection to all employees through formal training. Each employee will be aware of the environmental regulations applicable to their job functions, including limitations and functional restrictions of permits, spill control, emergency response actions, proper waste handling procedures, etc.

Communicate and continually assess relevant environmental developments on operations of the facilities and personnel.

Require sub-contractors or contractors (third parties working for, with, or on behalf of Versteel) to follow Versteel's environmental procedures while working within their facilities.

Make responsible personnel available at all times to carry out environmental procedures, especially under emergency situations.

Apply sound management practices and operating procedures.

Implement appropriate control technologies and process guidelines for preventive and corrective maintenance systems to minimize actual and potential environmental harm and exposures.

Communicate effectively with government and the public regarding serious environmental incidents should they ever occur.

Minimize the generation, emission or discharge of waste, and harmful or regulated substances and pollutants from operations to the extent most practical with laws and regulations. Ensure proper disposal of all waste.

Substitute materials or process to allow the use of less hazardous substances where feasible.

Secure and maintain all environmental permits required for operation. Maintain up-to-date files for all environmental reporting requirements and make this information available to easy access at each operation facility.

Evaluate the causes behind any serious environmental incidents and establish procedures to avoid recurrence.

There is a sincere effort at Versteel to maintain our responsibility to the environment and to our employees. We are mindful of the effectiveness and improvements required to ensure environmentally safe conditions and to preserve our natural resources.

We pride ourselves on exceeding the standards set forth by federal, state and local codes.

Our electroplating plant consistently earns local annual environmental awards, and all of our products have met the requirements for Intertek Green Leaf VOC/VOC+ certification.

At Versteel, we feel it is our responsibility as a manufacturer to build products in a manner that promotes a safe and healthy environment for everyone. We maintain detailed information regarding the environmental impact of all Versteel products. If you have questions regarding our environmental policy or would like more information, please contact Versteel Customer Service at 800.876.2120.

Base Construction

Versteel bases are constructed of a column, base and a mounting top plate in many styles and sizes.

- 1) **Mounting top plates** attach to the column to allow attachment to the top.

Fixed Bases

Fixed bases feature a heavy gauge plate and are field installed into marked pre-drilled positions on the opt with hardware provided.

Tilt Bases

The 10 gauge upper plate is factory installed on the table top. The 7 gauge lower formed plate is attached to the base column.

Folding Bases

Folding bases feature a formed pan with welded construction that is connected to a wire formed frame. The wire formed frame acts as stacking bumpers and carrying handles for the table. Bases can be field installed into marked pre-drilled positions with provided hardware or request the option for factory installation.

- 2) **Columns** are constructed of 16 or 14 gauge tubular steel in a variety of shapes and diameters appropriate to the series and base styles.
- 3) **Base rails, feet or discs** attach to the column and are heavy gauge steel to create a very stable table with glides to provide $\frac{3}{4}$ " vertical adjustment for leveling the table.

Base Shipping Specifications

All series TC, T1, T2 bases, W2, P3, P4 columns and DI disc base ship assembled from the factory. Brattice, Uno and Vela Series X1 and X4 bases and Vela Y3 base also ship assembled from the factory. Performance X1 and X4 bases ship unassembled for field assembly. Quality Standards

BIFMA

All Versteel products are constructed to pass the relevant ANSI/BIFMA standards. For more detailed specifications by series and base style, contact Versteel Customer Service at 800.876.2120.



Additional information regarding warranty, terms and conditions, shipping, care and maintenance, etc. can be found in the All Seating price list.

Reference Table Heights

Tables can be specified at many different heights based on your application needs. Standard Versteel tables are 29" from the floor to the table surface unless indicated differently in the series intro pages. The Interplay Rover Pup is 26 $\frac{3}{4}$ " from the floor to the surface for use as a pull-up typing surface or can roll under most surface to store out of the way.

- Suggested typing height table is 26 $\frac{3}{4}$ "
- Suggested wheelchair height table is 32"
- Suggested counter height table is 36"
- Suggested stand up height table is 42"

Laminate and Veneer, Standard Core Construction

The standard top construction consists of 45-50 lb particleboard, surfaced with a high pressure laminate or plain sliced veneer face. A backer sheet is laminated to the underside of the top. Tops are shipped pre-drilled for field installation of bases and accessories.

Alternate Core Construction

Alternate core constructions are available, including medium density fiberboard (MDF), honeycomb cores, and cores that contain no urea formaldehyde. Contact Versteel Customer Service for pricing and availability.



PVC Flat or Fluted Edge

Edge of 2mm PVC hot melt banded to the top with 1/8" radius at the top and bottom. Available with 1 1/2" radius corners or square corners.



Offered in twenty-one (21) standard colors.

Convex T-Mold Edge



Edge of 5/16" thick solid vinyl convex t-mold with 1 1/2" radius corners.

Offered in four (4) standard colors.

Wood Flat or Fluted Edge



Wood banding hot melt banded to the top with 1/8" radius at the top and bottom. Available with 1 1/2" radius corners or square corners.



Offered in Ash, Cherry, Maple or Walnut materials.

Bumper Edge



Exposed ply core banding with rubberized 5/16" width bumper in the center of profile. Corners with 1 1/2" radius are available on tables with 7/8" and 1 1/4" edge thickness.

Offered in black bumper standard color.

Reverse Bevel Acrylic



Edge of 2mm acrylic edge banding hot melt banded to MDF core. A reverse bevel is then cut into the edge exposing the MDF on the reverse bevel. The MDF is then clear coated.

Wood Square or Fluted Edge



Edge of 1 1/4" wide solid wood with softened top and bottom edges, and square, softened mitered corners. Available on 7/8", 1 1/4" and 1 3/4" edge thicknesses.



Offered in Ash, Cherry, Maple or Walnut materials.

Wood Bullnose Edge



Edge of 1 1/4" wide solid wood with a full bullnose edge, and 1" radius mitered corners. Available on Available on 7/8", 1 1/4" and 1 3/4" edge thicknesses.



Offered in Ash, Cherry, Maple or Walnut materials.

Wood Reverse Bevel Edge



Edge of 2" wide solid wood designed with a reverse sloped edge on one side and a flat wood edge on the remaining three sides for all Entourage cabinets. When specified on Elements Conference the reverse bevel detail will be on all four sides with mitered corners. Available on 1 1/4" edge thicknesses.



Offered in Ash, Cherry, Maple or Walnut materials.

Wood Ergo Edge



Edge of 1 3/4" wide (on 7/8" thick tops) or 2 1/2" wide (on 1 1/4" thick tops) solid wood designed with a sloped edge for added comfort with softened, mitered corners.



Offered in Ash, Cherry, Maple or Walnut materials.

Urethane Ergo Edge (User Side)



Edge of 1 3/4" wide molded urethane designed with a sloped ergonomic edge on one side and a 1/4" wide square urethane edge on the remaining three sides. Corners are square. Available on 7/8" edge thicknesses.

Urethane offered in ten (10) colors.

Urethane/PVC Ergo Edge (User Side)



Edge of 1 3/4" wide molded urethane designed with a sloped ergonomic edge on one side and a 2mm PVC flat edge on the remaining sides. PVC corners are available in square or radius on 7/8" and 1 1/4" edge thicknesses.

Urethane offered in ten (10) colors with coordinating PVC colors.

KrystalCast® Core Construction

The standard top construction consists of 1/4" KrystalCast® bonded to 1" MDF with a 60 degree black knife edge.

Corian® Top Construction

Tops are 1/2" Corian® with a 7/16" thick plywood subtop glued to the bottom side with a 1/2" Corian® rim applied to conceal the plywood subtop. The underside is bored to allow pressing in metal screw inserts for field installation of the legs and/or connectors.

Corian® Eased Square Edge



A traditional 1" flat edge with a small radius where horizontal surfaces meet vertical for comfort and a softened aesthetic.

Offered in ten (10) standard colors.

Laminate Modesty, General Core Construction

The modesty panel is constructed of $\frac{3}{8}$ " thick, 45-50 lb. medium density particle board surfaced with high pressure laminate face on both sides. See individual styles below for panel heights per series. Modesty panel extends the length of the top and is located along the front edge of the table for maximum leg and knee clearance.

Fixed Modesty (FixMod XM)

The Fixed Modesty panel is mounted to the top with screws through steel brackets and must be field installed into pre-drilled positions in the top. Panel is 10" high with the following exceptions: Eliga (E1 bases) 7", Paces and Vela 8". All mounting hardware is packed with the modesty panel. Finish details match the top unless specified differently.

Removable Modesty (RemMod RM)

The Removable Modesty panel slides into heavy duty steel brackets that are mounted to the top. Simply tighten the handwheels to keep the modesty panel in position or loosen to remove the panel. For storage, the modesty attachment pins can be rotated 90° to prevent marring of the top surfaces. Panel is 10" high with the following exceptions: Eliga (E1 bases) 7", Paces and Vela 8". Finish details match the top unless specified differently.

Folding Modesty (FoldMod FM)

The Folding Modesty panel is mounted to the top with heavy duty hinge assemblies. A sliding brace supports the modesty panel in the set-up position and also holds the modesty panel in place in the stored position. Panel is 10" high with the following exception: Vela 8". Finish details match the top unless specified differently.

**Hanging Modesty (HangMod HM)**

The hanging modesty is mounted to the top with a metal hinge that is factory installed. This mechanism pivots if the table is tilted to allow for a 90 degree slim-tilt. All hanging modesty panels are 8" high. Finish details match the top unless specified differently.

**Form Metal Modesty, General Construction**

The modesty panel is constructed with an aluminum extruded back panel and a perforated hinged steel door. There are three (3) separate unobstructed channels that allow the routing of power and data cables, with a wire exit on the back for the top and middle channel. The Form Modesty panel is 10" high and extends the length of the top. The Form Modesty panel is located along the front edge of the table for maximum leg and knee clearance. Accessory end cap trim kit available.

NOTE RADIUS CORNERS ARE NOT RECOMMENDED ON THE TABLE TOP WHEN A FORM MODESTY IS SPECIFIED

Fixed Form Modesty (FixFormMod XF or XFS)

The Fixed Form Modesty panel is mounted to the top with screws through steel brackets. The fixed modesty panel must be field installed into pre-drilled positions in the top. All mounting hardware is packed with the modesty panel. Extruded back panel is black with powder coat options for the perforated steel door. Powder coat finish on perforated door matches the base finish unless specified differently. Transparent powder coat finishes are not available. The panel will be radius with round holes when the XF model is specified and square with square holes when the XFS model is specified.

NOTE RADIUS CORNERS ARE NOT RECOMMENDED ON THE TABLE TOP WHEN A FORM MODESTY IS SPECIFIED

Folding Form Modesty (FoldFormMod FF)

The Folding Form Modesty panel is mounted to the top with heavy duty steel hinge assemblies. A sliding brace supports the modesty panel in the set-up position and also holds the modesty panel in place in the stored position. Extruded back panel is black with powder coat options for the perforated steel door. Powder coat finish on perforated door matches the base finish unless specified differently. Transparent powder coat finishes are not available. The panel will be radius with round holes when the XF model is specified and square with square holes when the XFS model is specified.

NOTE RADIUS CORNERS ARE NOT RECOMMENDED ON THE TABLE TOP WHEN A FORM MODESTY IS SPECIFIED



**Fixed Lightweight Form Modesty
(FixLightweightFormMod XL or XLS)**

The Fixed Lightweight Form Modesty panel is a lightweight version of the Versteel Form Modesty. It is a formed steel perforated panel that is mounted to the top with screws through steel brackets. It must be field installed into pre-drilled positions in the top. A deep channel in the back of the panel allows for the routing of power and data cables inside of the modesty. Mounting hardware is packed with the modesty panel. Powder coat finish on the perforated panel matches the base finish unless specified differently. Transparent powder coat finishes are not available. The panel will be radius with round holes when the XF model is specified and square with square holes when the XFS model is specified.

NOTE RADIUS CORNERS ARE NOT RECOMMENDED ON THE TABLE TOP WHEN A FORM MODESTY IS SPECIFIED

**Removable Lightweight Form Modesty
(RemLightweightFormMod RL or RLS)**

The Removable Lightweight Form Modesty panel slides into heavy duty steel brackets that are mounted to the top. Simply tighten the handwheels to secure the modesty in position or loosen them to remove the panel. Powder coat finish on the perforated panel matches the base finish unless specified differently. Transparent powder coat finishes are not available. The panel will be radius with round holes when the XF model is specified and square with square holes when the XFS model is specified.

NOTE RADIUS CORNERS ARE NOT RECOMMENDED ON THE TABLE TOP WHEN A FORM MODESTY IS SPECIFIED



Panel Modesty (MPL and MPV)

The Panel Modesty is constructed of 1/4" hardboard core with laminate or veneer face and back surfaces, machined with exposed edges. Panel Modesty can be specified on both fixed and tilt-nest-fold base tables and will swing out to nest on the table. The 8 1/2" high Panel Modesty is field mounted with hook brackets, installed with handwheels under the table top. Threaded inserts are installed in the top when Panel Modesty is specified with the table. Panel Modesty shapes complement the rectangle top shapes. Finish details match the top unless specified differently.



Rectangle



Arc Rectangle

Sail Modesty (MS__)

The Sail Modesty panel is constructed of Lycra® fabric hooked into slotted holes on the table legs then stretched and hooked over pegs on the under surface of the table top. Sail Modesty panels can be specified on both fixed and tilt-nest-fold base tables and can be stored on table when tilted, nested or folded on table transport. All TIM tables are pre-drilled for the field installation of the Sail Modesty. Top pegs are installed when Sail Modesty is specified with the table. Sail Modesty is available in coordinating colors of Alabaster, Alloy, Ebony and Frost.




Grain Direction: The stripe indicates the direction of the woodgrain for a standard order. If an alternative grain direction is desired, or nontraditional shapes or sizes are required, contact Versteel Customer Service with your request. We will engineer and produce the product to meet your needs for stability and long-term serviceability.

Round



Square



Rectangle



Racetrack



Oval



Boatshape




Arc Boatshape



Video Conference



Arc Video Conference



Split Rectangle




Arc Rectangle



Split Ellipse



Trapezoid



Crescent



Teardrop



Half Round



Corner



10° Video W edge



Quarter Round




10° Transition



18° Wedge



30° Wedge



45° Wedge



60° Wedge



90° Wedge



Fin



10° Openface



Crossover



Vibe



Curl



Breaker



Tide



Surf



Pipeline



10° Cutback



Rover Pup



Rover Daddy/Computer



Rover Utility



Looksee



Wordplay



ODIS



Seating Accommodations

The following seating accommodations are based on average chair widths of 30". These figures may vary dependent on end users' chair width and style.

Round

SIZE OFFERING	SEATING ACCOMMODATIONS
24"	2
30"	2
36"	3-4
42"	4
48"	4
54"	4-6
60"	6

Square

SIZE OFFERING	SEATING ACCOMMODATIONS
24"	2
30"	2
36"	4
42"	4
48"	4
54"	4-8
60"	8

Rectangle

SIZE OFFERING	SEATING ACCOMMODATIONS
18" x 48"	1
18" x 60"	2
18" x 72"	3
18" x 84"	4
18" x 90"	4
18" x 96"	4-5
24" x 30"	2
24" x 36"	2
24" x 42"	2, TIM 1, TOD 1
24" x 48"	2, TIM 1, TOD 1
24" x 60"	2-3, TIM 2, TOD 2
24" x 72"	3, TIM 2, TOD 2
24" x 84"	4, TOD 2-3
24" x 90"	4, TOD 2-3
24" x 96"	4-5, TOD 3-4
30" x 36"	2
30" x 42"	2, TIM 1, TOD 1
30" x 48"	2-4, TIM 1, TOD 1
30" x 60"	4, TIM 2, TOD 2
30" x 72"	6, TIM 2, TOD 2
30" x 84"	6, TOD 2-3
30" x 90"	6, TOD 2-3
30" x 96"	8, TOD 3-4
30" x 120"	8
36" x 48"	2-4
36" x 60"	4-6
36" x 72"	6-8
36" x 84"	6-8
36" x 90"	8
36" x 96"	8-10
36" x 120"	8-10
42" x 72"	6-8
42" x 84"	6-8
42" x 96"	8-10
48" x 96"	8-10
48" x 120"	8-10
48" x 144"	10
48" x 168"	10
48" x 192"	10-12
60" x 120"	10-12
60" x 144"	10-12
60" x 168"	12
60" x 192"	12-14
60" x 240"	16-18

Pipeline

SIZE OFFERING	SEATING ACCOMMODATIONS
22" x 48"	1-2
22" x 60"	2-4
22" x 72"	2-4
24" x 48"	1-2
24" x 60"	2-4
24" x 72"	2-4
28" x 48"	1-2
28" x 60"	2-4
28" x 72"	2-4
30" x 48"	1-2
30" x 60"	2-4
30" x 72"	2-4
38" x 48"	1-2
34" x 60"	2-4
34" x 72"	2-4
36" x 48"	1-2
36" x 60"	2-4
36" x 72"	2-4

Tide

SIZE OFFERING	SEATING ACCOMMODATIONS
22" x 48"	1-2
24" x 48"	1-2
28" x 48"	1-2
30" x 48"	1-2
34" x 48"	1-2

Surf

SIZE OFFERING	SEATING ACCOMMODATIONS
22" x 60"	2-4
22" x 72"	2-4
24" x 60"	2-4
24" x 72"	2-4
28" x 60"	2-4
28" x 72"	2-4
30" x 60"	2-4
30" x 72"	2-4
34" x 60"	2-4
34" x 72"	2-4
36" x 60"	2-4
36" x 72"	2-4

Arc Rectangle

SIZE OFFERING	SEATING ACCOMMODATIONS
36" x 72"	6-8
36" x 84"	6-8
36" x 96"	8-10
42" x 72"	6-8
42" x 84"	6-8
42" x 96"	8-10
48" x 120"	8-10
48" x 144"	10
48" x 192"	10-12
60" x 120"	10-12
60" x 144"	10-12
60" x 192"	12-14
60" x 240"	16-18

Racetrack

SIZE OFFERING	SEATING ACCOMMODATIONS
36" x 72"	4
42" x 84"	6
42" x 96"	8
48" x 96"	8
48" x 120"	8-10
48" x 144"	10
48" x 192"	10-12
60" x 120"	10-12
60" x 144"	10-12
60" x 192"	12-14
60" x 240"	16-18

Seating Accommodations

The following seating accommodations are based on average chair widths of 30". These figures may vary dependent on end users' chair width and style.

**Oval**

SIZE OFFERING	SEATING ACCOMMODATIONS
36" x 72"	4-6
42" x 84"	6
42" x 96"	8
48" x 84"	6
48" x 96"	8
48" x 120"	10
48" x 144"	10
60" x 120"	10-12
60" x 144"	10-12

**Breaker**

SIZE OFFERING	SEATING ACCOMMODATIONS
36" x 54"	1

**Boatshape**

SIZE OFFERING	SEAT ACCOMMODATIONS
30" x 42" x 84"	6
30" x 42" x 96"	8
36" x 48" x 96"	8
36" x 48" x 120"	8-10
36" x 48" x 144"	10
42" x 48" x 96"	8
42" x 48" x 120"	8-10
42" x 48" x 144"	10
48" x 60" x 192"	12-14
48" x 60" x 240"	16-18

**Arc Boatshape**

SIZE OFFERING	SEAT ACCOMMODATIONS
42" x 48" x 96"	8
42" x 48" x 120"	8-10
42" x 48" x 144"	10
48" x 60" x 192"	12-14
48" x 60" x 240"	16-18

**Video Conference**

SIZE OFFERING	SEATING ACCOMMODATIONS
36" x 48" x 96"	8-10
36" x 48" x 120"	8-10
36" x 48" x 144"	10
48" x 60" x 120"	8-10
48" x 60" x 144"	10
48" x 60" x 192"	10-12
48" x 60" x 240"	16-18

**Arc Video Conference**

SIZE OFFERING	SEATING ACCOMMODATIONS
36" x 48" x 96"	8-10
36" x 48" x 120"	8-10
36" x 48" x 144"	10
48" x 60" x 120"	8-10
48" x 60" x 144"	10
48" x 60" x 192"	10-12
48" x 60" x 240"	16-18

**Split Ellipse**

SIZE OFFERING	SEATING ACCOMMODATIONS
36" x 60"	1
36" x 72"	1

**Split Rectangle**

SIZE OFFERING	SEATING ACCOMMODATIONS
36" x 48"	1
36" x 60"	2
36" x 72"	2

**Corner**

SIZE OFFERING	SEATING ACCOMMODATIONS
24" x 42"	1
30" x 48"	1

**Video Wedge**

SIZE OFFERING	SEATING ACCOMMODATIONS
24" x 48"	2
30" x 60"	2
36" x 72"	2

**Openface**

SIZE OFFERING	SEATING ACCOMMODATIONS
24" x 48"	2
30" x 60"	2
36" x 72"	2

**Transition**

SIZE OFFERING	SEATING ACCOMMODATIONS
24" x 30"	1
30" x 30"	1
36" x 30"	1

**Cutback**

SIZE OFFERING	SEATING ACCOMMODATIONS
24" x 20"	1
30" x 30"	1
36" x 30"	1

**Trapezoid**

SIZE OFFERING	SEATING ACCOMMODATIONS
24" x 48"	4-5
24" x 72"	4-5
30" x 60"	4-5
36" x 72"	4-5

**Crescent**

SIZE OFFERING	SEATING ACCOMMODATIONS
24" x 75"	4-5
24" x 94"	4-6
30" x 94"	5-7
36" x 113"	7-8

**Teardrop**

SIZE OFFERING	SEATING ACCOMMODATIONS
42" x 24"	4
52" x 30"	4-5

**Half Round**

SIZE OFFERING	SEATING ACCOMMODATIONS
24" x 48"	2-4
30" x 60"	2-4
36" x 72"	2-4

**Crossover**

SIZE OFFERING	SEATING ACCOMMODATIONS
24" x 48"	2

**Vibe**

SIZE OFFERING	SEATING ACCOMMODATIONS
30" x 60"	3

Seating Accommodations

The following seating accommodations are based on average chair widths of 30". These figures may vary dependent on end users' chair width and style.



Quarter Round

SIZE OFFERING SEATING ACCOMMODATIONS

* Linking top, not recommended for seating if top is not supported by a base.

24" 1*
30" 1
36" 1



18° Wedge

SIZE OFFERING SEATING ACCOMMODATIONS

* Linking top, not recommended for seating if top is not supported by a base.

18° 24" LINKING TOP*
18° 30" LINKING TOP*
18° 36" LINKING TOP*



30° Wedge

SIZE OFFERING SEATING ACCOMMODATIONS

* Linking top, not recommended for seating if top is not supported by a base.

30° 24" LINKING TOP*
30° 30" LINKING TOP*
30° 36" LINKING TOP*



45° Wedge

SIZE OFFERING SEATING ACCOMMODATIONS

* Linking top, not recommended for seating if top is not supported by a base.

45° 24" LINKING TOP*
45° 30" LINKING TOP*
45° 36" LINKING TOP*



60° Wedge

SIZE OFFERING SEATING ACCOMMODATIONS

* Linking top, not recommended for seating if top is not supported by a base.

60° 24" LINKING TOP*
60° 30" LINKING TOP*
60° 36" LINKING TOP*



90° Wedge

SIZE OFFERING SEATING ACCOMMODATIONS

* Linking top, not recommended for seating if top is not supported by a base.

90° 24" LINKING TOP*
90° 30" LINKING TOP*
90° 36" LINKING TOP*



Fin

SIZE OFFERING SEATING ACCOMMODATIONS

24" 1
30" 1
36" 1




Curl

SIZE OFFERING SEATING ACCOMMODATIONS

30" 2
36" 2

These linking configurations suggest some of the possible configurations that can be created with standard table shapes.

If you specify table link for a specific configuration and/or table size, please provide us with a sketch or reference one of the following configurations to allow us to verify your layout.



Fixed Configuration Conference Tops

Conference tops may use fixed configurations to achieve larger than normal sizing and seating accommodations, but there are some specific items that must be considered. These large conference tops are generally greater than 60" wide and 240" long.

By contacting Versteel Customer Service with your vision we can help you engineer and produce your table. Below is a list of important points we will address.

MATERIAL YIELD

Most laminate is available in a maximum sheet size of 60" x 144". Versteel can design shapes and linking configurations that will maximize material yield.

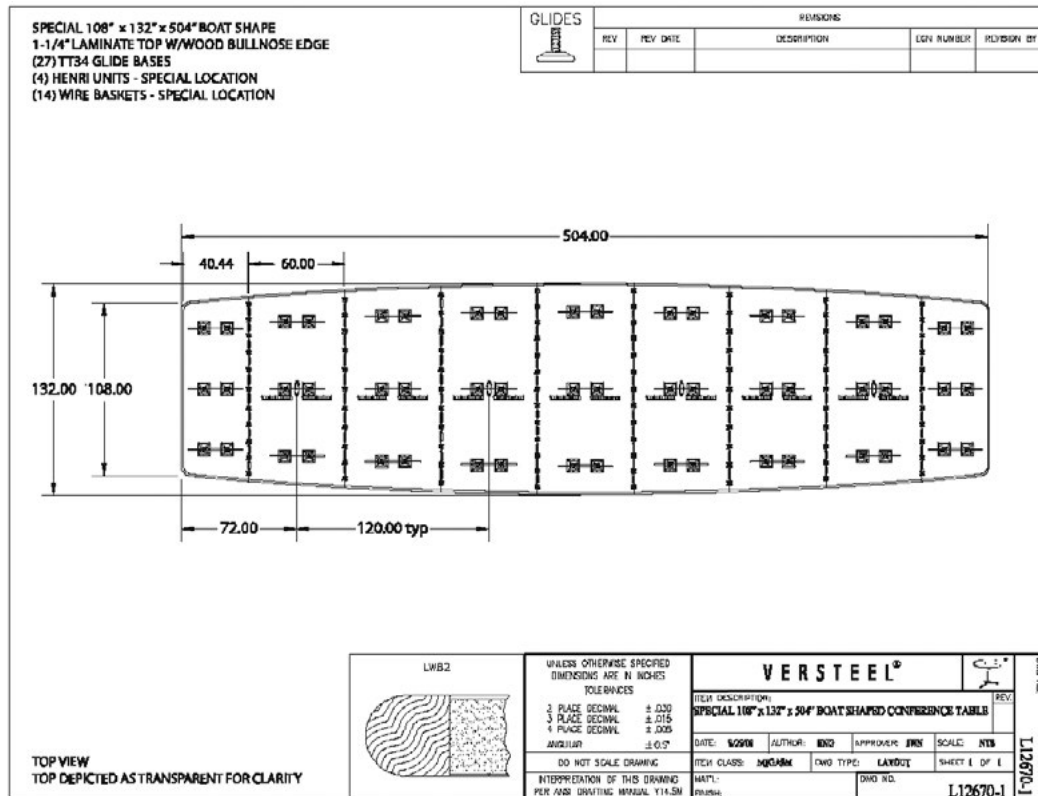
LAMINATE PATTERNS

Versteel can minimize seam lines by designing and positioning the linking configuration to take full advantage of your laminate pattern.

BASES AND JOINTS

Larger sections can be produced to limit the number of bases and joints required.

At right is a typical Versteel drawing of a large, fixed configuration conference table. The extremely large size (504" x 132") required nine (9) sections and twenty-seven (27) bases. Power and data options have been incorporated into the drawing.



Configuration Guidelines

Often we receive requests to assemble room configurations that one would assume are very easy. but without the proper input, it is not so simple. Below are some common questions that will help to define your needs as well as enable us to help you specify your tables.

Define Your Space

Start by asking yourself what you really want to accomplish in your room.

How will your room be used? Will you need breakout groups, is it a classroom with rows, or a boardroom? Do you need a T-shape, U-shape, or hollow square table group? Are there any special modifications that are specific to your application?

Besides the size of your room, here are some other items that you should take into consideration:

- instructor or speaker area
- wall with boards and/or audiovisual equipment
- door and window locations
- anything else which may interfere (columns, steps, ramps, HVAC, etc.)

Define Your Needs

Your table considerations should begin by thinking about the need for the following items:

- modesty panels
- linking
- power and data
- wire management and grommets
- keyboard trays
- fixed, folding or tilt bases
- special needs (alternate or adjustable height)

Your Seating considerations should begin by thinking about the need for the following items:

- assume a 30" width per person
- mobility (casters)
- stacking or storage issues
- usage and wear (upholstery or wood)
- adjustable height
- function (task specific or multiple)

Common Room Layout Guidelines

The following are general guidelines only. Always refer to local codes for restrictions and requirements.

By using the guidelines below and the information that you supply (from answering the previous questions), Versteel can help you specify the tables and seating you need to make your space function at its maximum potential.

Between Rows Allow Four Feet (4')

If rows are used, four feet (4') between rows is considered adequate in order to provide space for movement.

Instructor Allowance of Eight - Ten Feet (8'-10')

A minimum of eight to ten feet (8'-10') should be allowed for the instructor's space, from the wall to the approach side of the first table row.

Back Wall Allowance of Seven Feet (7')

Space consideration for the back wall is necessary. A minimum of seven feet (7') from the back wall to the user's side of the last table is suggested.

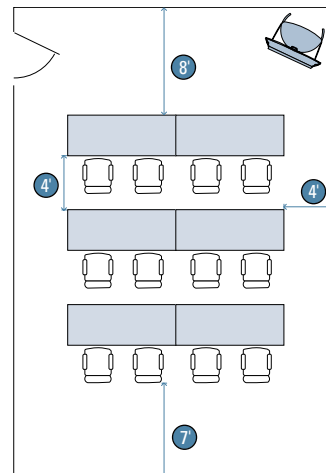
Side Wall Allowance of Four Feet (4')

A minimum of four feet (4') from a side wall to the edge of a table should be incorporated into your configuration. Increase the distance for larger rooms.

Aisle Allowance at Four Feet (4')

If an aisle is needed, allow a minimum of four feet (4'). This dimension should increase with your room size.

The drawing below illustrates the guidelines above.



Common Seating Dimension Requirements

The following are general guidelines only. Always refer to local codes for restrictions and requirements.

Reference information here originally appeared in Architectural Graphic Standards, published by John Wiley and Sons; and in US Government publications for compliance with the ADA (Americans with Disabilities Act).

Also, be sure to check US Government publications for compliance with the ADA (Americans with Disabilities Act).

General spacing of thirty inches (30") of lateral space per chair at a table is standard. A minimum of twenty-four inches (24") may work, but will depend upon your chair style and table dimensions. Allow a minimum of thirty to thirty-six inches (30"-36") for wheelchair space at a table.

Most wheelchairs are designed to fit beneath a standard table with a twenty-nine inch (29") table top height. However, some wheelchairs require tables with tops at thirty-two inches (32") in height. Allow an additional twelve to eighteen inches (12"-18") in aisles where wheelchairs may be situated back to back.

A rule of thumb for cafeteria style seating is to allow a minimum of twelve square feet (12 ft²) for each seat.

Below

- A Wheelchair, Double Passage
- B Wheelchair, Single Passage
- C Wheelchair, Turning Diameter

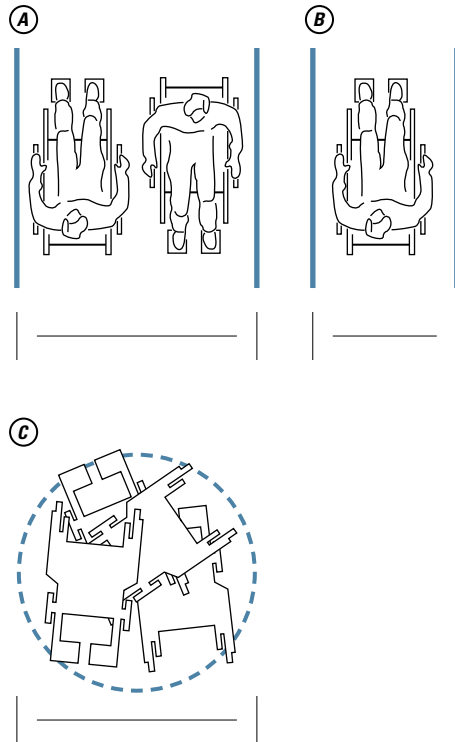


Table Seating Capacities by Size and Shape

Rectangular Tables

SIZE	CHAIRS	WHEELCHAIRS
24" x 48"	4	Not Recommended
30" x 48"	4	2
30" x 60"	4-6	4
36" x 72"	4-6	4-6
42" x 96"	6-8	8

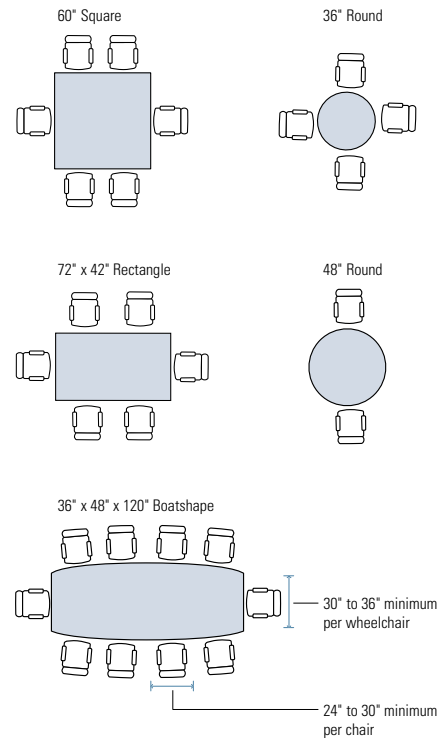
Square Tables

SIZE	CHAIRS	WHEELCHAIRS
30" x 30"	2	Not Recommended
36" x 36"	2-4	Not Recommended
42" x 42"	4	2 (tight)
48" x 48"	4-8	2
54" x 54"	4-8	4
60" x 60"	4-8	4

Round Tables

SIZE	CHAIRS	WHEELCHAIRS
30" DIAMETER	2	Not Recommended
36" DIAMETER	2-4	Not Recommended
42" DIAMETER	4-5	Not Recommended
48" DIAMETER	5-6	2
54" DIAMETER	6-7	4

NOTE
A round table with a column base is often preferred for wheelchair disabled.

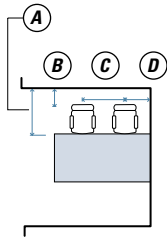


Minimum Table and Chair Space Allotments

Below

- A** 36" minimum, 44" preferred
- 54" minimum handicapped, 60" preferred
- B** 24" minimum
- C** 24" minimum per chair, 30" preferred
- D** 14" minimum

The following are general guidelines only. Always refer to local codes for restrictions and requirements. Also, be sure to check US Government publications for compliance with the ADA (Americans with Disabilities Act).

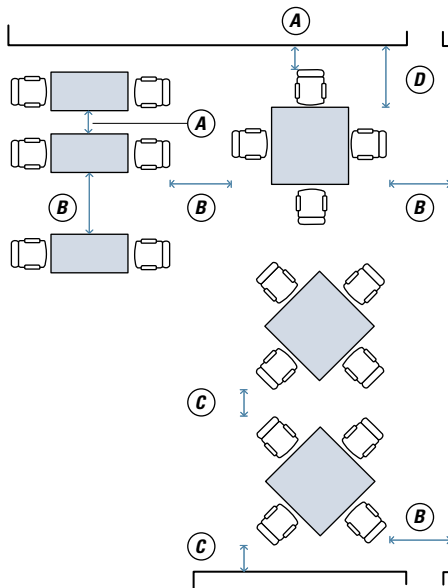


Dining Room Plan

Below

- A** 6" minimum (with no passage)
- B** 2' 6" to 3' minimum (for passage)
- C** 1' 6" minimum (for limited passage)
- D** 3' minimum

If using square tables and seating, there should be a minimum of sixty-six inches (66") between tables. This allows for a thirty inch (30") aisle and two (2) chairs. Diagonal seating requires a thirty-six inch (36") minimum between table corners.



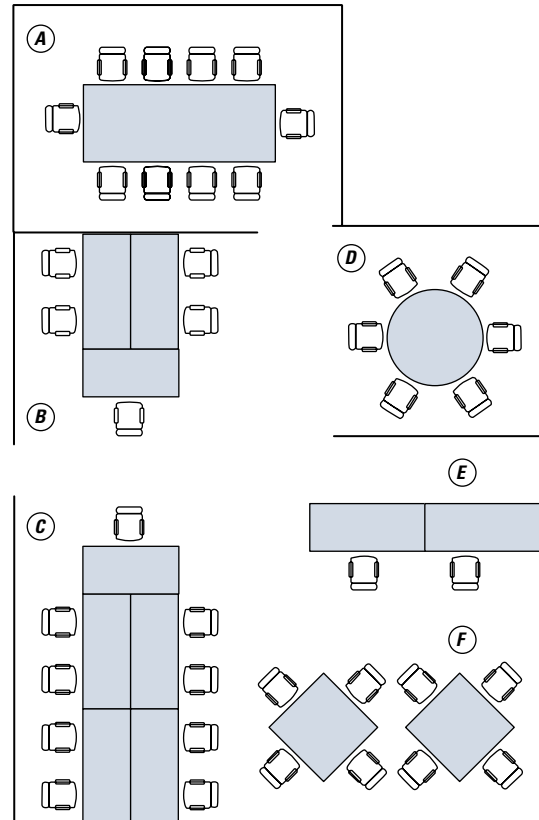
Sample Space Use

Below

- A** Conference Room
- B** Small Team Planning
- C** Large Team Planning
- D** Round Table Discussion
- E** Individual Work Areas
- F** Breakout Areas

Since every space has its own unique size and function, it is important that you consider the aforementioned guidelines when planning your space. Be sure to allow adequate space for aisles and plan your rooms around walls and other permanent fixtures such as doors or windows. Anticipate the type of activity that will be going on and plan enough space at the table for every movement of personnel when seated.

Don't forget to consider power and data needs also. For help planning and selecting the power and data options that are right for your space, see the Power and Data price list.





Tops

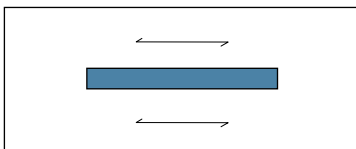
Laminate tables are available with square or radius corners. Veneer, powder coat MDF and KrystalCast® tops are standard with square corners. Powder coat tops are available with an etch design in the top when specified with electrical. All table tops are 1 1/4" thick.

Features

Table height is 29" with 1 1/2" diameter non-adjustable gripping pad glides. Flush mount electrical is available in the top, see page 45 for additional information.

Laminate and Veneer, Standard Core Construction


The standard top construction consists of 45-50 lb particleboard, surfaced with a high pressure laminate or plain sliced veneer face. A backer sheet is laminated to the underside of the top. Tops are shipped pre-drilled for field installation of bases and accessories.




Plain Sliced Veneer

Powder Coat Core Construction

The standard top construction consists of 46 pcf medium-density fiberboard with a 22.5 degree reverse bevel and an ultra matte finish. Tops are shipped predrilled for field installation of bases and accessories. Tops specified with power can be ordered with or without an etch design surface detail. Tables without power are not available with the etch design. Pricing for tables without the etch design can be found on pages 30 and 31. Pricing for tables with the etch design can be found on page 32.



No Etch Design



Etch Design (Surface Detail)

KrystalCast® Core Construction

The standard top construction consists of 1/4" KrystalCast® bonded to 1" MDF with a 60 degree black knife edge.



PVC Flat or Fluted Edge

Edge of 2mm PVC hot melt banded to the top with 1/8" radius at the top and bottom. Available with 1 1/2" radius corners or square corners.



Offered in twenty-one (21) standard colors.



Reverse Bevel Acrylic

Edge of 2mm acrylic edge banding hot melt banded to MDF core. A reverse bevel is then cut into the edge exposing the MDF on the reverse bevel. The MDF is then clear coated.



Wood Flat or Fluted Edge

Wood banding hot melt banded to the top with 1/8" radius at the top and bottom. Available with 1 1/2" radius corners or square corners.



Offered in Ash, Cherry, Maple or Walnut materials.



Wood Reverse Bevel Edge - 2"

Edge of 2" wide solid wood designed with a reverse sloped edge with mitered corners.



Offered in Ash, Cherry, Maple or Walnut materials.

Shipping Schedule

Standard Items

Laminate, PVC Edge	3-5 WEEKS
Laminate, Wood Edge	3-5 WEEKS
Veneer, Wood Edge	6-8 WEEKS
Powder Coat Tops	4-6 WEEKS
KrystalCast® Tops	7-8 WEEKS

Contact Versteel Customer Service for special lead time requests.

BIFMA

All Versteel products are constructed to pass the relevant ANSI/BIFMA standards. For more detailed specifications by series and base style, contact Versteel Customer Service at 800.876.2120.

Additional information regarding warranty, terms and conditions, shipping, care and maintenance, etc. can be found in the All Tables price list.

To Order, Specify...

- 1 Model Number, include top and edge style
- 2 Top Material
 - a. Laminate manufacturer and color
 - b. Veneer species and finish color
 - c. Powder coat worksurface color
 - c. KrystalCast® color
- 3 Edge Color
- 4 Base Color
- 5 Trough Color
- 6 Additional Options

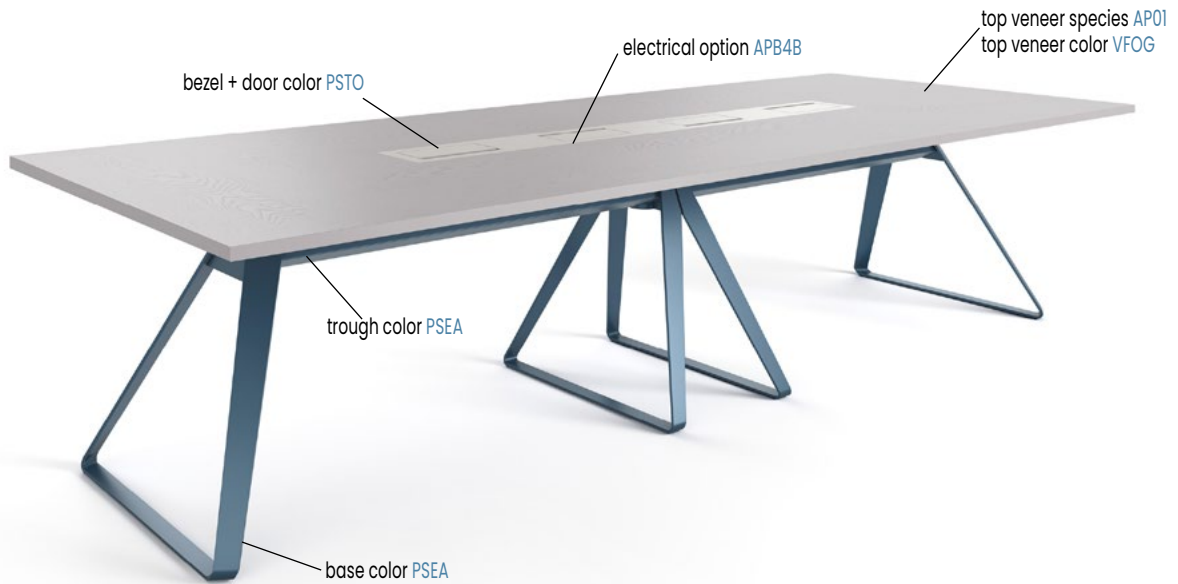
base model					finish selections					options			
AI	D	48120	RE	FX	VW2S	AP01	VFOG	----	PSEA	PSEA	APB4B	PSTO	WCC
series	base style	top size	top shape	table function	top, edge & corner	top species	top finish	edge color	base color	trough color	electrical option(s)	bezel & door	wire option(s)

An **AID 48120REFX VW2S** is an Aerie series 48" x 120" rectangle table with fixed bases, a veneer 1 1/2" thick top with a wood flat edge and square corners.

The codes **AP01 / VFOG / PSEA / PSEA** specify an Ash top with a Fog finish, Seaside base color and Seaside trough color.

APB4B / PSTO / WCC adds power, Stone for the bezel and door color and a cable coil.

Model Number **AID 48120REFX VW2S**



Orders may be sent via

Mailing Address

Versteel
2332 Cathy Lane
Jasper IN 47546

Contact Versteel

Email contact@versteel.com
Phone 800 876 2120
812 634 2120
Fax 812 482 9318

Laminate

Versteel's standard offering of laminates includes over 900 laminates from Formica, Nevamar, Pionite and Wilsonart.

Laminate manufacturers change standard offerings frequently, making it possible a standard product can become unavailable. Versteel cannot be responsible for any inconvenience this may cause.

Veneer

Aerie tables are available with plain sliced Ash, Cherry, Maple and Walnut veneers.

Veneer Species

Ash	AP01	Maple.	MP01
Cherry	CP01	Walnut	WP01

Veneer Finish

Ash

Beach.	VBEA	Fog	VFOG
Chestnut.	VCHE	Pebble	VPEB
Drift	VDRI	Whisper	VWHI
Fawn	VFAW		

Cherry

Blossom Cherry	VBLC	Java Cherry.	VJAC
Cordovan Cherry	VCNC	Millwork Cherry.	VMWC
Golden Cherry	VGNC		

Maple

Caramel Maple	VCMM	Sugar Maple	VSUM
Solar Maple.	VSLM		

Walnut

Brighton Walnut	VBRW	Natural Walnut.	VNAW
Espresso Walnut.	VESW		

Powder Coat MDF Worksurface

Offered in four standard colors, powder coated work surfaces are 100% recyclable with the lowest emissions of any surface in the industry. Since there is no edge banding all edges are seamless. Work surfaces with electrical can be specified with an etch design in the top.

Powder Coat Worksurface Colors

Coal.	DCOA	Thunder	DTHU
Cotton	DCOT	Vapor.	DVAP

Alternative colors may be specified. Contact Customer Service for quote.

KrystalCast®

KrystalCast® tops can be custom matched to over 3,500+ Benjamin Moore colors. With a conscious effort towards a more green product, KrystalCast® has focused its energy to create more sustainable and renewable products.

PVC Edge Colors

Absolute Acajou	CABA	Nimbus.	CNIM
Alloy.	CALY	Pearl	CPEA
Carbon.	CCAR	Platinum.	CPLA
Champagne	CCHA	Pralines & Cream	CPRC
Coconut	CCOC	Shadow	CSHA
Ebony.	CEBO	Snow	CSNO
Florence Walnut	CFLW	Stone	CSTO
Fossil	CFOS	Storm.	CSTM
Graphite	CGRA	Whisper	CWHI
Grey.	CGRE	White Linen	CWHL
Kensington Maple.	CKEM		

Wood Edge Species

Ash	A01	Maple.	M01
Cherry	C01	Walnut	W01

Wood Edge Finishes

Ash

Beach.	WBEA	Fog	WFOG
Chestnut.	WCHE	Pebble	WPEB
Drift	WDRI	Whisper	WWHI
Fawn	WFAW		

Cherry

Blossom Cherry	WBLC	Java Cherry.	WJAC
Cordovan Cherry	WCNC	Millwork Cherry.	WMWC
Golden Cherry	WGNC		

Maple

Caramel Maple	WCMM	Sugar Maple	WSUM
Solar Maple.	WSLM		

Walnut

Brighton Walnut	WBRW	Natural Walnut.	WNAW
Espresso Walnut.	WESW		

Powder Coat Finishes

All powder coat finishes in the Versteel offering have been formulated with the use of epoxy, polyester or epoxy and polyester blends to maximize the finish durability.

Powder Coat Finish Options

- Powder Coat – Standardn/c
- Powder Coat – Premium. \$165

Base Powder Coat Colors

- Alloy. **PALY** ◆ Matte **PMAT**
- Amethyst **PAME** Mica. **PMIC**
- Anthracite **PANT** Mint **PMNT**
- Black Anodized. **PBLA** Navy **PNAV**
- Bronze **PBRO** Nimbus. **PNIM**
- Calypso **PCAL** Nutmeg **PNUT**
- Carbon. **PCAR** ◆ Pacific **PPAC**
- Champagne **PCHA** Pearl **PPEA**
- Coconut **PCOC** Pebble **PPEB**
- ◆ Copper. **PCOP** Poppy. **PPOP**
- Crimson **PCRI** ◆ Raven. **PRAV**
- ◆ Crystal **PCRY** Royal **PROY**
- Daffodil. **PDAF** Seaside **PSEA**
- Ebony. **PEBO** Shipyard **PSHI**
- Forest. **PFOR** Silver **PSIL**
- Fossil **PFOS** Snow **PSNO**
- ◆ Garnet **PGAR** Stone **PSTO**
- ◆ Gold. **PGOL** Storm. **PSTM**
- Graphite **PGRA** Terra Cotta **PTEC**
- Hope **PHOP** Whisper **PWHI**
- Kelly Green **PKEG** White Linen **PWHL**
- Powder Coat Alternative . **OPA**

Transparent Powder Coats (indicated by ◆)

Please note that the transparent characteristics of these powders allow all natural welds and textures inherent to raw steel to be visible.

Premium Powder Coats (indicated by ●)

Versteel’s premium process uses specially formulated powder coats for a truly unique color palette.

Chrome

Versteel applies a deep luster chrome plated finish. Chrome is the most durable finish available. Specify Chrome and add \$370 list per table up to 96” length. Add \$738 list per table over 96” length. Chrome is not available on the bezel, doors or trough.

- Chrome **ECHR**

Nickel

Versteel applies a nickel plated finish with a clear coat applied for durability.

Specify Nickel and add \$491 list per table up to 96” length. Add \$982 list per table over 96” length. Nickel is not available on the bezel, doors or trough.

- Nickel **ENKL**

Bezel, Door & Trough Powder Coat Colors

- Alloy. **PALY** Navy **PNAV**
- Amethyst **PAME** Nimbus. **PNIM**
- Anthracite **PANT** Nutmeg **PNUT**
- Black Anodized. **PBLA** Pearl **PPEA**
- Bronze **PBRO** Pebble **PPEB**
- Calypso **PCAL** Poppy. **PPOP**
- Carbon. **PCAR** Royal **PROY**
- Champagne **PCHA** Seaside **PSEA**
- Coconut **PCOC** Shipyard **PSHI**
- Crimson **PCRI** Silver **PSIL**
- Daffodil. **PDAF** Snow **PSNO**
- Ebony. **PEBO** Stone **PSTO**
- Forest. **PFOR** Storm **PSTM**
- Fossil **PFOS** Terra Cotta **PTEC**
- Graphite **PGRA** Whisper **PWHI**
- Hope **PHOP** White Linen **PWHL**
- Kelly Green **PKEG** Powder Coat Alternative . **OPA**
- Mica. **PMIC**
- Mint **PMNT**

Finish Reference & Samples

For finish color reference, please refer to our website. Contact Versteel Customer Service to receive actual color samples for color matches and final color approval.

Special Laminate**Call for quotation**

Specify code **TSP** (*Special Laminate*), indicate the quoted charges per table

Special laminates and patterns can be specified as an option. To specify, contact Versteel for availability and pricing.

NOTE LAMINATES IN STANDARD COLORS AND TEXTURES FROM FORMICA, NEVAMAR, PIONITE AND WILSONART ARE STANDARD

CAUTION LAMINATE MANUFACTURERS CHANGE STANDARD OFFERINGS FREQUENTLY, MAKING IT POSSIBLE A STANDARD PRODUCT CAN BECOME UNAVAILABLE. VERSTEEL CANNOT BE RESPONSIBLE FOR ANY INCONVENIENCE THIS MAY CAUSE.

Custom PVC Color Match**Call for quotation / one time charge per color, per order**

Specify code **OCF** (*Custom PVC Color Match*), add cost from Versteel quotation

PVC Color Match can be the selection of a color that is available from a Versteel supplier or a new custom color developed for the order. Minimum footage requirements mean that the amount of material needed for your order will effect the cost.

For PVC Color Matching you must supply a color reference sample. Versteel will review the sample for possible existing colors available and send a sample for customer approval. If no color match exists, a custom match will be developed and sampled for customer approval before a production schedule is established.

Powder Coat Alternative**Call for quotation**

Specify code **OPA** (*Powder Coat Alternative*), add cost from Versteel quotation

Powder Coat Alternative is available from Versteel. The entire RAL color reference along with hundreds of other color and finishes are available.

For Powder Coat Alternative matching, you must supply a color reference sample, or an RAL number. Versteel will review the sample for possible existing colors available and send a sample for customer approval. If no color match exists, a custom match can be developed. Call Versteel Customer Service for associated upcharges on custom color development.

Stain Finish Match**\$996 / one time charge per finish, per order**

Specify code **OSM** (*Stain Finish Match*), add \$996.00 list per finish, per order

Alternative Stain Finishes are available for veneer and wood edged tops.

For Stain Finish Matching you must supply two 4" x 4" finish color and grain reference samples. An expertly finish matched sample will be provided for customer approval.

Veneer and Wood Edge Alternatives**Call for quotation**

For veneer and wood edge requirements other than the standard plain sliced Ash, Cherry, Maple and Walnut, contact Versteel Customer Service. Versteel is adept at working with a host of domestic and exotic materials. From inlays, figures, pie cuts and special edge profiles, to custom fill levels and sheens, each top is created using the best of technology and old world craftsmanship. The items you only imagined or expected to only be available from a millwork shop are now just another part of your Versteel order. Call Versteel Customer Service for availability and quotation.

Wood Finish Alternatives**Call for quotation**

When veneer tables are required to have a finish other than the standard natural grain fill level finish appearance, semi-filled or full-filled finishes are available by requesting a quote from Versteel. Call Versteel Customer Service for availability and quotation Table Top Alternatives

Table Top and Edge Alternatives

Table tops and/or edges can be produced in alternative materials if desired. Contact Versteel Customer Service for pricing and availability.

Alternate Core Construction

Alternate core constructions are available, including medium density fiberboard (MDF), and cores that contain no urea formaldehyde. Contact Versteel Customer Service for pricing and availability.

NOTE CUSTOMS OR ALTERNATIVES MAY AFFECT STANDARD PRODUCTION SCHEDULES

Cable Coil™**\$112 / each***Specify code WCC (Cable Coil), add \$112 list each*

The Cable Coil conducts wires from the underside of the top to the power and data source. It is attached to a connection ring located under the surface of the top. On 96" long tables the ring is located in the center of the stretcher. For longer tables with three bases, it will be attached to the middle base. Powder coat color is the same as the base color. If Chrome or Nickel are specified for the base then the Cable Coil will be Ebony.

**Wire Management Clips****Standard / No Charge***Specify code not applicable, standard / no charge*

Two wire management clips are sent with every table that is ordered with electrical. Clips are mounted to the leg so wires can be held in place.

**Magnetic Cable Claw****\$32 / pair***Specify model AMCC (Magnetic Cable Claw), add \$32 list per pair*

Able to hold 2.5 pounds, the Cable Claw, with an anti-slip traction pad, attaches and grips bundles of cables to steel surfaces. The black plastic Cable Claws have a dimensions of 0.75" x 0.65". Cable Claws should be ordered on a separate line item.

**Two-Piece Top (120")****\$629 / table***Specify code T2P (Two-Piece Top), add \$629.00 list per table*

Standard Versteel tables in lengths up to 120" are a seamless, single piece top. When the two-piece option is specified, the splice joint edge is unfinished, table shipped with necessary hardware. Any table over 120" long will be produced as a two-piece top.

Top Custom Cutout**\$120 / cutout***Specify code TCC (Top Custom Cutout), add \$120.00 list per cutout*

Top Custom Cutout requires a drawing for production and is subject to approvals.

Aerie Power

The flush mount electrical units can be specified with any standard powder coat (excluding Platinum and transparent) for the bezel and doors.

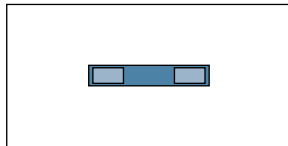
SPECIFICATIONS

- One 15 amp circuit, power infeed cord with standard grounded plug
- Surge protection
- Simplex matches faceplate/bezel

Please select desired power and data configuration from the options below. Power and data selections will be applied to all units.

- Dark Blue Bezel
- Light Blue Power Unit

48x96 Rectangle



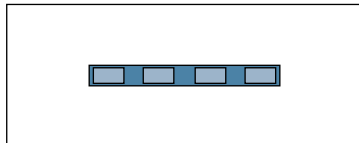
Specify code **APB2B** add \$2931 list per table

Consists of four (4) power and four (4) USB A + USB C charging modules.

Specify code **APB2C** add \$2780 list per table

Consists of six (6) power and two (2) USB A + USB C charging modules.

48x120 Rectangle



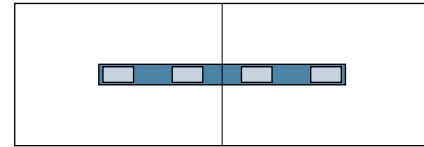
Specify code **APB4B** add \$5861 list per table

Consists of eight (8) power and eight (8) USB A + USB C charging modules.

Specify code **APB4C** add \$5560 list per table

Consists of twelve (12) power and four (4) USB A + USB C charging modules per unit.

48x140 and 48x160 Rectangle



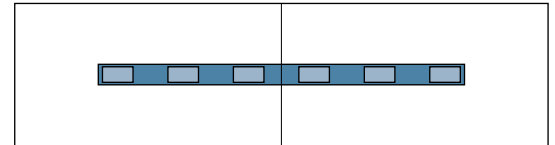
Specify code **APB2DB** add \$5861 list per table

Consists of eight (8) power and eight (8) USB A + USB C charging modules.

Specify code **APB2DC** add \$5560 list per table

Consists of twelve (12) power and four (4) USB A + USB C charging modules.

48x180 and 48x200 Rectangle



Specify code **APB3DB** add \$8791 list per table

Consists of twelve (12) power and twelve (12) USB A + USB C charging modules

Specify code **APB3DC** add \$8338 list per table

Consists of eighteen (18) power and six (6) USB A + USB C charging modules.

Unit Color

MWCA	Matte White Faceplate, Clear AL Trim	n/c
MBCA	Matte Black Faceplate, Clear AL Trim	n/c



Questions?










800 876 2120

⊕ Indicates Number of Bases

top >
edge >

edge ordering code (radius corner) >
or
edge ordering code (square corner) >
top thickness >

edge ordering code (radius corner) >
or
edge ordering code (square corner) >
top thickness >
top thickness price >

Laminate PVC	Laminate Wood	Laminate 2mm Acrylic	Laminate Wood	Veneer Wood	Veneer Wood
Flat  LP2R or LP2S 1 1/4"	Flat  LW2R or LW2S 1 1/4"	Reverse Bevel  LMRA2R or LMRA2S 1 1/4"	Reverse Bevel  LWR2 1 1/4"	Flat  VW2S 1 1/4"	Reverse Bevel  VWR2 1 1/4"
Fluted  LPF2R or LPF2S 1 1/4"	Fluted  LWF2R or LWF2S 1 1/4"			Fluted  VWF2S 1 1/4"	
1 1/4"	1 1/4"		1 1/4"	1 1/4"	1 1/4"
3959	4615		6395	7641	14202

Base Style **Table Description** **Model #** **Product Wt**





AID

48 x 96 Fix	AID 4896REFX	340
48 x 120 Fix	AID 48120REFX ④	480
48 x 140 Fix	AID 48140REFX ④	542
48 x 160 Fix	AID 48160REFX ④	603
48 x 180 Fix	AID 48180REFX ④	679
48 x 200 Fix	AID 48200REFX ④	741

To Order, Specify...

- ① Model Number
- ② Top Material
- ③ Edge Style and Thickness
- ④ Edge Color
- ⑤ Base Color
- ⑥ Trough Color
- ⑦ Additional Options



Powder Coat MDF	KrystalCast®
Reverse Bevel 	Knife 
PMR2S 1 1/4"	KMKB2S 1 1/4"
1 1/4"	1 1/4"
6155	22460
8231	28516
9954	34478
10537	44251
11140	44330
12239	55651

Finish Options

	Code	Price
Chrome (to 96" length)		\$ 370
Chrome (over 96" length)		\$ 738
Nickel (to 96" length)		\$ 491
Nickel (over 96" length)		\$ 982
Powder Coat, Standard		n/c
Powder Coat, Premium		\$ 165

Top Options

2-Piece Top (120" length only)	T2P	\$ 629
Special Laminate	TSP	call
Custom Cutout (per cutout)	TCC	\$ 120

Power

See page 29 or the Power + Data Price List

Wire Management Options

Cable Coil	WCC	\$ 112
Magnetic Cable Claw (1 pair)	AMCC	\$ 32

Aerie
Rectangle
Surface Detail



Questions?

800 876 2120

⊕ Indicates Number of Bases

edge ordering code (square corner) >
top thickness >

top >
edge >


Powder Coat
MDF

Reverse Bevel



PMR2S
1 1/4"

top thickness price >
1 1/4"

Base Style	Table Description	Model #	Product Wt	Price
 AID	48 x 96 Fix	AID 4896REFX SD	340	7835
	48 x 120 Fix	AID 48120REFX SD ③	480	9979
	48 x 140 Fix	AID 48140REFX SD ③	542	11799
	48 x 160 Fix	AID 48160REFX SD ③	603	13384
	48 x 180 Fix	AID 48180REFX SD ③	679	13990
	48 x 200 Fix	AID 48200REFX SD ③	741	16600

Above models only available when power is specified

To Order, Specify...

- ① Model Number
- ② Top Material
- ③ Edge Style and Thickness
- ④ Edge Color
- ⑤ Base Color
- ⑥ Trough Color
- ⑦ Additional Options



Finish Options	Code	Price
Chrome (to 96" length).....		\$ 370
Chrome (over 96" length).....		\$ 738
Nickel (to 96" length).....		\$ 491
Nickel (over 96" length).....		\$ 982
Powder Coat, Standard.....		n/c
Powder Coat, Premium.....		\$ 165

Top Options		
2-Piece Top (120" length only).....	T2P	\$ 629
Custom Cutout (per cutout).....	TCC	\$ 120

Power
See page 29 or the Power + Data Price List

Wire Management Options		
Cable Coil.....	WCC	\$ 112
Magnetic Cable Claw (1 pair).....	AMCC	\$ 32

**Tops**

Laminate and veneer tops are 1 1/4" thick. Corian® tops have a 1" top thickness. All are standard with square corners.

Leg Materials

Ash, Cherry, Maple or Walnut triangular wood legs are available in the standard Versteel finishes. The metal reveal is available in any standard powder coat, Chrome or Nickel.

Features

The 30" tall tables are standard with 1 1/2" diameter nylon adjustable glides. Glides allow 1/2" adjustment of the table.

Legway Wire Management

Black plastic legway managers are mounted in the top and bottom of the leg guiding the wire(s) from the underside of the table to the power source while maintaining visibility of the wires. One set of legway managers will be sent with every table.

Laminate and Veneer, Standard Core Construction

The standard top construction consists of 45-50 lb particleboard, surfaced with a high pressure laminate or plain sliced veneer face. A backer sheet is laminated to the underside of the top. Tops are shipped with rectangular understructure attached and pre-drilled for field installation of bases and accessories.

Corian® Construction

Tops are 1/2" Corian® with a 7/16" thick plywood subtop glued to the bottom side with a 1/2" Corian® rim applied to conceal the plywood subtop. The underside is bored to allow pressing in metal screw inserts for field installation of the legs and/or connectors.



PVC Flat or Fluted Edge

Edge of 2mm PVC hot melt banded to the top with 1/8" radius at the top and bottom.



Offered in twenty-one (21) standard colors.



Reverse Bevel Acrylic

Edge of 2mm acrylic edge banding hot melt banded to MDF core. A reverse bevel is then cut into the edge exposing the MDF on the reverse bevel. The MDF is then clear coated.



Wood Flat or Fluted Edge

Wood banding hot melt banded to the top with 1/8" radius at the top and bottom.



Offered in Ash, Cherry, Maple or Walnut materials.



Corian® Eased Square Edge

A traditional 1" flat edge with a small radius where horizontal surfaces meet vertical for comfort and a softened aesthetic.

Offered in ten (10) standard colors.

Shipping Schedule

Standard Items

Laminate, PVC Edge	3-5 WEEKS
Laminate, Wood Edge	3-5 WEEKS
Veneer, Wood Edge	6-8 WEEKS
Corian®	3-5 WEEKS

Contact Versteel Customer Service for special lead time requests.

BIFMA

All Versteel products are constructed to pass the relevant ANSI/BIFMA standards. For more detailed specifications by series and base style, contact Versteel Customer Service at 800.876.2120.

Additional information regarding warranty, terms and conditions, shipping, care and maintenance, etc. can be found in the All Tables price list.

To Order, Specify...

- 1 Model Number, include top and edge style
- 2 Top Material
 - a. Laminate manufacturer and color
 - b. Veneer species and finish color
 - c. Corian® color
- 3 Edge Color
- 4 Leg Species
- 5 Leg Finish
- 6 Leg Accent Color
- 7 Additional options

base model					finish selections					options			
AO	R1	48	SQ	FX	VW2S	AP01	VDRI	----	A01	WFOG	ECHR	---	---
series	base style	top size	top shape	table function	top, edge & corner	top species	top finish	edge color	leg species	leg finish	leg accent	top option(s)	power option(s)

An **AORI48SQFXVW2S** is an Arvo series 48" square table with fixed R1 bases, a veneer 1 1/4" thick top with a flat wood edge and square corners.

The codes **AP01 / VDRI / AO1 / WFOG / ECHR** specify an Ash top species with Drift finish, Ash leg species with Fog finish and Chrome leg accent.

Model Number **AORI48SQFXVW2S**



Orders may be sent via

Mailing Address
Versteel
2332 Cathy Lane
Jasper IN 47546

Contact Versteel

Email contact@versteel.com
Phone 800 876 2120
812 634 2120
Fax 812 482 9318

Laminate

Versteel's standard offering of laminates includes over 900 laminates from Formica, Nevamar, Pionite and Wilsonart.

Laminate manufacturers change standard offerings frequently, making it possible a standard product can become unavailable. Versteel cannot be responsible for any inconvenience this may cause.

Veneer

Arvo tables are available with plain sliced Ash, Cherry, Maple and Walnut veneers.

Veneer Species

Ash	AP01	Maple.	MP01
Cherry	CP01	Walnut	WP01

Veneer Finish

Ash

Beach.	VBEA	Fog	VFOG
Chestnut.	VCHE	Pebble	VPEB
Drift	VDRI	Whisper	VWHI
Fawn	VFAW		

Cherry

Blossom Cherry	VBLC	Java Cherry.	VJAC
Cordovan Cherry	VCNC	Millwork Cherry.	VMWC
Golden Cherry	VGNC		

Maple

Caramel Maple	VCMM	Sugar Maple	VSUM
Solar Maple.	VSLM		

Walnut

Brighton Walnut	VBRW	Natural Walnut.	VNAW
Espresso Walnut.	VESW		

Corian®

Coian® is an advanced composite product used as an architectural and design material in a variety of residential and commercial applications.

Corian® Colors

Antarctica.	NART	Linen	NLIN
Bisque	NBIS	Matterhorn	NMTH
Designer White.	NDEW	Pearl Gray.	NPLG
Elegant Gray	NELG	Silver Gray.	NSLG
Glacier White.	NGLW	Vanilla	NVAN

Alternative Corian® colors may be specified. Contact Customer Service for quote.

PVC Edge Colors

Absolute Acajou	CABA	Nimbus.	CNIM
Alloy.	CALY	Pearl	CPEA
Carbon.	CCAR	Platinum.	CPLA
Champagne	CCHA	Pralines & Cream	CPRC
Coconut	CCOC	Shadow	CSHA
Ebony.	CEBO	Snow	CSNO
Florence Walnut	CFLW	Stone	CSTO
Fossil	CFOS	Storm.	CSTM
Graphite	CGRA	Whisper	CWHI
Grey.	CGRE	White Linen	CWHL
Kensington Maple.	CKEM		

Wood Edge Species

Ash	A01	Maple.	M01
Cherry	C01	Walnut	W01

Wood Edge Finishes

Ash

Beach.	WBEA	Fog	WFOG
Chestnut.	WCHE	Pebble	WPEB
Drift	WDRI	Whisper	WWHI
Fawn	WFAW		

Cherry

Blossom Cherry	WBLC	Java Cherry.	WJAC
Cordovan Cherry	WCNC	Millwork Cherry.	WMWC
Golden Cherry	WGNC		

Maple

Caramel Maple	WCMM	Sugar Maple	WSUM
Solar Maple.	WSLM		

Walnut

Brighton Walnut	WBRW	Natural Walnut.	WNAW
Espresso Walnut.	WESW		

Leg Species

Ash	A01	Maple	M01
Cherry	C01	Walnut*	W01

*Add \$196 list per table when Walnut legs are specified.

Leg Finish**Ash**

Beach	WBEA	Fog	WFOG
Chestnut	WCHE	Pebble	WPEB
Drift	WDRI	Whisper	WWHI
Fawn	WFAW		

Cherry

Blossom Cherry	WBLC	Java Cherry	WJAC
Cordovan Cherry	WCNC	Millwork Cherry	WMWC
Golden Cherry	WGNC		

Maple

Caramel Maple	WCMM	Sugar Maple	WSUM
Solar Maple	WSLM		

Walnut

Brighton Walnut	WBRW	Natural Walnut	WNAW
Espresso Walnut	WESW		

Leg Accent Color**Powder Coat Finishes**

All powder coat finishes in the Versteel offering have been formulated with the use of epoxy, polyester or epoxy and polyester blends to maximize the finish durability.

Powder Coat Finish Options

Powder Coat – Standardn/c
Powder Coat – Premium (Hope)	\$165
Powder Coat – Premium (Platinum)	\$488

Powder Coat Colors

Alloy	PALY	Mint	PMNT
Amethyst	PAME	Navy	PNAV
Anthracite	PANT	Nimbus	PNIM
Black Anodized	PBLA	Nutmeg	PNUT
Bronze	PBRO	◆ Pacific	PPAC
Calypso	PCAL	Pearl	PPEA
Carbon	PCAR	Pebble	PPEB
Champagne	PCHA	◆ Platinum	PPLA
Coconut	PCOC	Poppy	PPOP
◆ Copper	PCOP	◆ Raven	PRAV
Crimson	PCRI	Royal	PROY
◆ Crystal	PCRY	Seaside	PSEA
Daffodil	PDAF	Shipyards	PSHI
Ebony	PEBO	Silver	PSIL
Forest	PFOR	Snow	PSNO
Fossil	PFOS	Stone	PSTO
◆ Garnet	PGAR	Storm	PSTM
◆ Gold	PGOL	Terra Cotta	PTEC
Graphite	PGRA	Whisper	PWHI
◆ Hope	PHOP	White Linen	PWHL
Kelly Green	PKEG	Powder Coat Alternative	OPA
◆ Matte	PMAT		
Mica	PMIC		

Transparent Powder Coats (indicated by ◆)

Please note that the transparent characteristics of these powders allow all natural welds and textures inherent to raw steel to be visible.

Premium Powder Coats (indicated by ◆)

Versteel's premium process uses specially formulated powder coats for a truly unique color palette.

Chrome

Versteel applies a deep luster chrome plated finish. Chrome is the most durable finish available. Specify Chrome and add \$165 list per table.

Chrome ECHR

Nickel

Versteel applies a nickel plated finish with a clear coat applied for durability. Specify Nickel and add \$223 list per table.

Nickel ENKL

Finish Reference & Samples

For finish color reference, please refer to our website. Contact Versteel Customer Service to receive actual color samples for color matches and final color approval.

Special Laminate**Call for quotation**

Specify code **TSP** (*Special Laminate*), indicate the quoted charges per table

Special laminates and patterns can be specified as an option. To specify, contact Versteel for availability and pricing.

NOTE LAMINATES IN STANDARD COLORS AND TEXTURES FROM FORMICA, NEVAMAR, PIONITE AND WILSONART ARE STANDARD

CAUTION LAMINATE MANUFACTURERS CHANGE STANDARD OFFERINGS FREQUENTLY, MAKING IT POSSIBLE A STANDARD PRODUCT CAN BECOME UNAVAILABLE. VERSTEEL CANNOT BE RESPONSIBLE FOR ANY INCONVENIENCE THIS MAY CAUSE.

Custom PVC Color Match**Call for quotation / one time charge per color, per order**

Specify code **OCF** (*Custom PVC Color Match*), add cost from Versteel quotation

PVC Color Match can be the selection of a color that is available from a Versteel supplier or a new custom color developed for the order. Minimum footage requirements mean that the amount of material needed for your order will effect the cost.

For PVC Color Matching you must supply a color reference sample. Versteel will review the sample for possible existing colors available and send a sample for customer approval. If no color match exists, a custom match will be developed and sampled for customer approval before a production schedule is established.

Powder Coat Alternative**Call for quotation**

Specify code **OPA** (*Powder Coat Alternative*), add cost from Versteel quotation

Powder Coat Alternative is available from Versteel. The entire RAL color reference along with hundreds of other color and finishes are available.

For Powder Coat Alternative matching, you must supply a color reference sample, or an RAL number. Versteel will review the sample for possible existing colors available and send a sample for customer approval. If no color match exists a custom match can be developed. Call Versteel Customer Service for associated upcharges on custom color development.

Stain Finish Match**\$996 / one time charge per finish, per order**

Specify code **OSM** (*Stain Finish Match*), add \$996.00 list per finish, per order

Alternative Stain Finishes are available for veneer and wood edged tops.

For Stain Finish Matching you must supply two 4" x 4" finish color and grain reference samples. An expertly finish matched sample will be provided for customer approval.

Veneer and Wood Edge Alternatives**Call for quotation**

For veneer and wood edge requirements other than the standard plain sliced Ash, Cherry, Maple and Walnut, contact Versteel Customer Service. Versteel is adept at working with a host of domestic and exotic materials. From inlays, figures, pie cuts and special edge profiles, to custom fill levels and sheens, each top is created using the best of technology and old world craftsmanship. The items you only imagined or expected to only be available from a millwork shop are now just another part of your Versteel order. Call Versteel Customer Service for availability and quotation.

Wood Finish Alternatives**Call for quotation**

When veneer tables are required to have a finish other than the standard natural grain fill level finish appearance, semi-filled or full-filled finishes are available by requesting a quote from Versteel. Call Versteel Customer Service for availability and quotation.

Table Top and Edge Alternatives

Table tops and/or edges can be produced in alternative materials if desired. Contact Versteel Customer Service for pricing and availability.

Alternate Core Construction

Alternate core constructions are available, including medium density fiberboard (MDF), and cores that contain no urea formaldehyde. Contact Versteel Customer Service for pricing and availability.

NOTE CUSTOMS OR ALTERNATIVES MAY AFFECT STANDARD PRODUCTION SCHEDULES

Plastic Legway**\$19 / set of 2**

Specify code **WAL** (Black Plastic Legway), add \$19.00 list per set of two

Black plastic legways are installed in the top and the bottom of one leg when a power and/or data option is selected on the table. Additional legway managers can be added to the table by selecting code WAL and adding \$16 list each set.

**Top Custom Cutout****\$120 / cutout**

Specify code **TCC** (Top Custom Cutout), add \$120.00 list per cutout

Top Custom Cutout requires a drawing for production and is subject to approvals.

V Charge Wireless Charging

Wireless charging pads for phones and tablets with built-in Qi wireless charging. Pads are surface mounted into the table top.



Option Code

VWC1 \$307 list

SPECIFICATIONS

- 10 Watt fast charge wireless charging unit embedded in table top
- Soft touch cover plate with V Charge logo
- Surface mounted
- 6' power supply included

Unit Color

BLK	Black	n/c
WHT	White	n/c

NOTE VWC1 UNITS CAN BE LINKED, CONTACT VERSTEEL CUSTOMER SERVICE FOR MORE INFORMATION

Option Code

VWC2 \$394 list

SPECIFICATIONS

- 15 watt fast charge wireless charging unit embedded in table top
- Soft touch cover plate with V Charge logo
- Surface mounted
- 5' power supply included

Unit Color

BLK	Black	n/c
WHT	White	n/c

Eclipse

Soft touch finish brings a hint of play to any fashionable work environment. Three port options. Mounts in surface.



SPECIFICATIONS

- Hole mount is 4.5" diameter

Model

Description

ECL-IP3X	Three (3) power	\$437 list
ECL-IP2U	Two (2) power and one (1) dual port USB A + C charger	\$515 list

Unit Color

STB	Soft Touch Black Plastic	n/c
STG	Soft Touch Green Plastic	n/c
STO	Soft Touch Orange Plastic	n/c
STW	Soft Touch White Plastic	n/c

Cord Length

72	72" cord length, black	n/c
120	120" cord length, black	\$ 21 list

Model Example: ECL-IP2U-STB-72

Hemisphere

Soft touch finish brings a hint of play to any fashionable work environment. Three port options. Mounts in surface.



SPECIFICATIONS

- Hole mount is 3" diameter

Model

Description

HEM-IP3X	Three (3) power	\$315 list
HEM-IP2U	Two (2) power and one (1) dual port USB A + C charger	\$390 list

Unit Color

STB	Soft Touch Black Plastic	n/c
STG	Soft Touch Green Plastic	n/c
STO	Soft Touch Orange Plastic	n/c
STW	Soft Touch White Plastic	n/c

Cord Length

72	72" cord length, black	n/c
120	120" cord length, black	\$ 21 list

Model Example: HEM-IP2U-STB-72

Axil Z IP (Individually Powered)

Constructed out of anodized aluminum with a painted, steel faceplate, Axil Z is a robust, scalable and customizable power/data solution.


SPECIFICATIONS

- Mounts flat, sitting just above worksurface
- Requires cutout in worksurface
- Includes a voice/data adapter kit to accept couplers and jacks when required
- Fits in tops 3/4" to 1 3/4" thick

Model	Description	
AXZ-IP-2-0	Two (2) power and no data	\$416 list
AXZ-IP-2-2	Two (2) power and two (2) add'l ports	\$426 list
AXZ-IP-2-4	Two (2) power and four (4) add'l ports	\$435 list
AXZ-IP-2-6	Two (2) power and six (6) add'l ports	\$445 list
AXZ-IP-3-1	Three (3) power and one (1) add'l port	\$441 list
AXZ-IP-3-3	Three (3) power and three (3) add'l ports	\$450 list
AXZ-IP-3-5	Three (3) power and five (5) add'l ports	\$459 list
AXZ-IP-4-0	Four (4) power and no add'l ports	\$548 list
AXZ-IP-4-2	Four (4) power and two (2) add'l ports	\$556 list
AXZ-IP-4-4	Four (4) power and four (4) add'l ports	\$563 list

Unit Color

MWCA	Matte White Faceplate, Clear Al Trim	n/c
MBCA	Matte Black Faceplate, Clear Al Trim	n/c
MSCA	Matte Storm Faceplate, Clear Al Trim	n/c
MFCA	Matte Fog Faceplate, Clear Al Trim	n/c
GWCA	Gloss White Faceplate, Clear Al Trim	n/c
GBCA	Gloss Black Faceplate, Clear Al Trim	n/c
SVCA	Silver Faceplate, Clear Al Trim	n/c
MWBA	Matte White Faceplate, Black Trim	\$143 list
MBBA	Matte Black Faceplate, Black Trim	\$143 list
MSBA	Matte Storm Faceplate, Black Trim	\$143 list
MFBA	Matte Fog Faceplate, Black Trim	\$143 list
GWBA	Gloss White Faceplate, Black Trim	\$143 list
GBBA	Gloss Black Faceplate, Black Trim	\$143 list
SVBA	Silver Faceplate, Black Trim	\$143 list

Cord Length

72	72" cord length, black	n/c
120	120" cord length, black	\$ 21 list

USB Charging Options (Total cannot exceed 80 watts)

UAC	One (1) USB A + C charging module (requires one (1) add'l port)	\$121 list
UAC2	Two (2) USB A + C charging modules (requires two (2) add'l ports)	\$304 list
UC	One (1) high power smart dual USB C charging module (requires (1) add'l port)	\$ 324 list

Data Option (Each data jack requires 1 open port)

DA	Cat6 RJ45 data jack w/ 10' patch cord	\$ 97 list
HD	HDMI jack	\$ 110 list
MS	3.5mm mini-stereo audio jack	\$ 32 list
US	USB passive jack	\$ 71 list
VG	VGA jack, 15 pin	\$ 137 list
VO	Cat3 RJ11 voice jack w/ 7' patch cord	\$ 45 list

Ellora IP (Individually Powered)

Anodized aluminum construction and smart design keep cable clutter out of sight.



NOTE ELLORA UNITS ARE NOT RECOMMENDED ON TILTING TABLES

SPECIFICATIONS

- Includes a voice/data adapter kit to accept couplers and jacks when required
- Fits in tops 3/4" to 1 3/4" thick
- Requires cutout in worksurface

Model	Description	
ELL-IP-2-0	Two (2) power and no data	\$652 list
ELL-IP-2-2	Two (2) power and two (2) add'l ports	\$665 list
ELL-IP-2-4	Two (2) power and four (4) add'l ports	\$672 list
ELL-IP-2-6	Two (2) power and six (6) add'l ports	\$688 list
ELL-IP-3-1	Three (3) power and one (1) add'l port	\$682 list
ELL-IP-3-3	Three (3) power and three (3) add'l ports	\$694 list
ELL-IP-3-5	Three (3) power and five (5) add'l ports	\$705 list
ELL-IP-4-0	Four (4) power and no add'l ports	\$848 list
ELL-IP-4-2	Four (4) power and two (2) add'l ports	\$858 list
ELL-IP-4-4	Four (4) power and four (4) add'l ports	\$871 list

Unit Color

SAAWT	Silver Anodized Aluminum with White Trim	n/c
SAABT	Silver Anodized Aluminum with Black Trim	n/c
BAABT	Black Anodized Aluminum with Black Trim	\$205 list

Cord Length

72	72" cord length, black	n/c
120	120" cord length, black	\$ 21 list

USB Charging Options (Total cannot exceed 80 watts)

UAC	One (1) USB A + C charging module (requires one (1) add'l port)	\$151 list
UAC2	Two (2) USB A + C charging modules (requires two (2) add'l ports)	\$304 list
UC	One (1) high power smart dual USB C charging module (requires (1) add'l port)	\$ 324 list

Data Option (Each data jack requires 1 open port)

DA	Cat6 RJ45 data jack w/ 10' patch cord	\$ 97 list
HD	HDMI jack	\$ 110 list
MS	3.5mm mini-stereo audio jack	\$ 32 list
US	USB passive jack	\$ 71 list
VG	VGA jack, 15 pin	\$ 137 list
VO	Cat3 RJ11 voice jack w/ 7' patch cord	\$ 45 list

Model Example: ELL-IP-4-4-SAABT-72-UC-DA-DA-HD

NOTE ROUND AND SQUARE TABLES WILL ONLY ACCOMMODATE UNITS WITH UP TO FOUR (4)

PORTS

Mho IP (Individually Powered)

Retractable and durably constructed. Highly functional with a fluid, one touch door that remains open during use.



SPECIFICATIONS

- Fluid, one touch accessibility
- Includes a voice/data adapter kit to accept couplers and jacks when required
- Fits in tops 3/4" to 1 3/4" thick

Model	Description	
MHO-IP-2-0	Two (2) power and no data	\$559 list
MHO-IP-2-2	Two (2) power and two (2) add'l ports	\$568 list
MHO-IP-2-4	Two (2) power and four (4) add'l ports	\$582 list
MHO-IP-2-6	Two (2) power and six (6) add'l ports	\$592 list
MHO-IP-3-1	Three (3) power and one (1) add'l port	\$652 list
MHO-IP-3-3	Three (3) power and three (3) add'l ports	\$666 list
MHO-IP-3-5	Three (3) power and five (5) add'l ports	\$678 list
MHO-IP-4-0	Four (4) power and no add'l ports	\$727 list
MHO-IP-4-2	Four (4) power and two (2) add'l ports	\$738 list
MHO-IP-4-4	Four (4) power and four (4) add'l ports	\$749 list

Unit Color

SAABT	Silver Anodized Aluminum with Black Trim	n/c
SAAWT	Silver Anodized Aluminum with White Trim	n/c
SAA	Silver Anodized Aluminum	n/c
BAA	Black Anodized Aluminum	\$205 list

Cord Length

72	72' cord length, black	n/c
120	120' cord length, black	\$ 21 list

USB Charging Options (Total cannot exceed 80 watts)

UAC	One (1) USB A + C charging module (requires one (1) add'l port)	\$152 list
UAC2	Two (2) USB A + C charging modules (requires two (2) add'l ports)	\$304 list
UC	One (1) high power smart dual USB C charging module (requires (1) add'l port)	\$324 list

Data Option (Each data jack requires 1 open port)









DA	Cat6 RJ45 data jack w/ 10' patch cord	\$ 97 list
HD	HDMI jack	\$ 110 list
MS	3.5mm mini-stereo audio jack	\$ 32 list
US	USB passive jack	\$ 71 list
VG	VGA jack, 15 pin	\$137 list
VO	Cat3 RJ11 voice jack w/ 7' patch cord	\$ 45 list

Model Example: MHO-IP-3-3-SAABT-72-U1-DA-DA

NOTE ROUND AND SQUARE TABLES WILL ONLY ACCOMMODATE UNITS WITH UP TO FOUR (4) PORTS



Questions?
800 876 2120

top > edge >	Laminate PVC	Laminate Wood	Laminate 2mm Acrylic	Veneer Wood	Corian®
	Flat	Flat	Reverse Bevel	Flat	Eased
edge ordering code >	 LP2R	 LW2R	 LMRA2R	 VW2R	 CS7R
top thickness >	1 1/4"	1 1/4"	1 1/4"	1 1/4"	1"
edge ordering code >	 LPF2R	 LWF2R		 VWF2R	
top thickness >	1 1/4"	1 1/4"		1 1/4"	
top thickness price >	1 1/4"	1 1/4"		1 1/4"	1"

Base Style	Table Description	Model #	Product Wt
------------	-------------------	---------	------------



RI

Base Style	Table Description	Model #	Product Wt	Laminate PVC	Laminate Wood	Laminate 2mm Acrylic	Veneer Wood	Corian®
	36 Fix	AORI 36RDFX	74	2892		3185	5164	4424
	42 Fix	AORI 42RDFX	90	3166		3514	5653	4829
	48 Fix	AORI 48RDFX	106	3213		3666	6128	5143
	54 Fix	AORI 54RDFX*	125	4055		4638	7060	N/A

*Denotes tables with a center leg

To Order, Specify...

- 1 Model Number
- 2 Top Material
- 3 Edge Style and Thickness
- 4 Edge Color
- 5 Leg Species
- 6 Leg Finish
- 7 Leg Accent Color
- 8 Additional Options



Finish Options

	Code	Price
Chrome		\$ 165
Nickel		\$ 223
Powder Coat, Standard		n/c
Powder Coat, Premium		\$ 165
Platinum		\$ 488

Top Options









Special Laminate	TSP	call
Custom Cutout (per cutout)	TCC	\$ 120

Power + Data Options

See Pages 41 - 43 or the Power + Data Price List



Questions?
800 876 2120

top > edge >	Laminate PVC	Laminate Wood	Laminate 2mm Acrylic	Veneer Wood	Corian®
	Flat 	Flat 	Reverse Bevel 	Flat 	Eased 
edge ordering code (square corner) > top thickness >	LP2S 1 1/4"	LW2S 1 1/4"	LMRA2S 1 1/4"	VW2S 1 1/4"	CS7S 1"
	Fluted 	Fluted 		Fluted 	
edge ordering code (square corner) > top thickness >	LPF2S 1 1/4"	LWF2S 1 1/4"		VWF2S 1 1/4"	
top thickness price >	1 1/4"	1 1/4"	1 1/4"	1 1/4"	1"

Base Style **Table Description** **Model #** **Product Wt**



RI

36 Fix	AORI 36SQFX	90	2951	3238	5217	4482
42 Fix	AORI 42SQFX	109	3204	3549	5686	4867
48 Fix	AORI 48SQFX	130	3261	3698	6161	5180
54 fix	AORI 54SQFX*	154	4092	4672	7094	N/A

*Denotes tables with a center leg

To Order, Specify...

- 1 Model Number
- 2 Top Material
- 3 Edge Style and Thickness
- 4 Edge Color
- 5 Leg Species
- 6 Leg Finish
- 7 Leg Accent Color
- 8 Additional Options



Finish Options

	Code	Price
Chrome		\$ 165
Nickel		\$ 223
Powder Coat, Standard		n/c
Powder Coat, Premium		\$ 165
Platinum		\$ 488

Top Options

Special Laminate	TSP	call
Custom Cutout (per cutout)	TCC	\$ 120

Power + Data Options








See Pages 41 - 43 or the Power + Data Price List



Questions?

800 876 2120

top >
edge >

Laminate PVC	Laminate Wood	Laminate 2mm Acrylic	Veneer Wood
Flat	Flat	Reverse Bevel	Flat
			
LP2S 1 1/4"	LW2S 1 1/4"	LMRA2S 1 1/4"	VW2S 1 1/4"
Fluted	Fluted		Fluted
			
LPF2S 1 1/4"	LWF2S 1 1/4"		VWF2S 1 1/4"
1 1/4"	1 1/4"	1 1/4"	1 1/4"

edge ordering code (square corner) >
top thickness >

edge ordering code (square corner) >
top thickness >
top thickness price >

Base Style

Table Description

Model #

Product Wt



RI

30 x 48 Fix	AORI 3048REFX	93	3061	3357	5039
30 x 60 Fix	AORI 3060REFX	107	3246	3587	5257
30 x 72 Fix	AORI 3072REFX	121	3449	3871	5556
30 x 84 Fix	AORI 3084REFX*	136	4336	4778	6720
30 x 96 Fix	AORI 3096REFX*	150	4417	4937	7395
36 x 48 Fix	AORI 3648REFX	110	3182	3517	5439
36 x 60 Fix	AORI 3660REFX	129	3353	3732	5561
36 x 72 Fix	AORI 3672REFX	150	3636	4093	5732
36 x 84 Fix	AORI 3684REFX*	169	4496	4979	7034
36 x 96 Fix	AORI 3696REFX*	189	4631	5186	7930
42 x 72 Fix	AORI 4272REFX*	167	4425	4869	7523
42 x 84 Fix	AORI 4284REFX*	188	4865	5401	8106
42 x 96 Fix	AORI 4296REFX*	210	5006	5611	8746
48 x 96 Fix	AORI 4896REFX*	232	5047	5691	8886

*Denotes tables with a center leg

To Order, Specify...

- 1 Model Number
- 2 Top Material
- 3 Edge Style and Thickness
- 4 Edge Color
- 5 Leg Species
- 6 Leg Finish
- 7 Leg Accent Color
- 8 Additional Options



Finish Options

	Code	Price
Chrome		\$ 165
Nickel		\$ 223
Powder Coat, Standard		n/c
Powder Coat, Premium		\$ 165
Platinum		\$ 488

Top Options

Special Laminate	TSP	call
Custom Cutout (per cutout)	TCC	\$ 120

Power + Data Options

See Pages 41 - 43 or the Power + Data Price List

**Tops**

Brattice tables are available in various top shapes and sizes, in laminate or veneer with a 1 1/4" or 1 3/4" edge thickness. Larger top sizes are standard with a 1 3/4" edge thickness.

Bases

Numerous base styles including X1, X1S, X4, D1, D1S, T1 and T2 are available. Many are offered with fixed, folding, tilt and slim-tilt functions.

Table Heights

Round and square tables are standard in 29" or 42" table heights. Additional top shapes are standard in 29" table height.

Features + Options

Tables are standard with nylon adjustable glides. Optional casters and table link are available where applicable.

Power + Data

To complete your specification, power and data along with wire management options can be added to your table. Refer to the Power + Data Price List.

NOTE EXCLUSIONS REGARDING EDGE THICKNESS, BASE FUNCTIONS AND HEIGHT MAY APPLY, REFER TO INDIVIDUAL PRICING PAGES FOR COMPLETE PRODUCT OFFERING

Laminate and Veneer, Standard Core Construction

The standard top construction consists of 45-50 lb particleboard, surfaced with a high pressure laminate or plain sliced veneer face. A backer sheet is laminated to the underside of the top. Tops are shipped pre-drilled for field installation of bases and accessories.



PVC Flat or Fluted Edge

Edge of 2mm PVC hot melt banded to the top with 1/8" radius at the top and bottom. Available with 1 1/2" radius corners or square corners.



Offered in twenty-one (21) standard colors.



Convex T-Mold Edge

Edge of 5/16" thick solid vinyl convex t-mold with 1 1/2" radius corners.

Offered in four (4) standard colors.



Wood Flat or Fluted Edge

Wood banding hot melt banded to the top with 1/8" radius at the top and bottom. Available with 1 1/2" radius corners or square corners.



Offered in Ash, Cherry, Maple or Walnut materials.



Bumper Edge

Exposed ply core banding with rubberized 5/8" width bumper in the center of profile. Corners with 1 1/2" radius are available on tables with 1 1/4" edge thickness.

Offered in black bumper standard color.



Reverse Bevel Acrylic

Edge of 2mm acrylic edge banding hot melt banded to MDF core. A reverse bevel is then cut into the edge exposing the MDF on the reverse bevel. The MDF is then clear coated.



Wood Square or Fluted Edge

Edge of 1 1/4" wide solid wood with softened top and bottom edges, and square, softened mitered corners.



Offered in Ash, Cherry, Maple or Walnut materials.



Wood Bullnose Edge

Edge of 1 1/4" wide solid wood with a full bullnose edge, and 1" radius mitered corners.



Offered in Ash, Cherry, Maple or Walnut materials.

Shipping Schedule

Standard Items

Laminate, Convex T-Mold Edge	3-5 WEEKS
Laminate, PVC Edge	3-5 WEEKS
Laminate, Wood Edge	3-5 WEEKS
Veneer, Wood Edge	6-8 WEEKS

Contact Versteel Customer Service for special lead time requests.

BIFMA

All Versteel products are constructed to pass the relevant ANSI/BIFMA standards. For more detailed specifications by series and base style, contact Versteel Customer Service at 800.876.2120.

Additional information regarding warranty, terms and conditions, shipping, care and maintenance, etc. can be found in the All Tables price list.

To Order, Specify...

- 1 Model Number, include top and edge style
- 2 Top Material
 - a. Laminate manufacturer and color
 - b. Veneer species and finish color
- 3 Edge Color
- 4 Base Color
- 5 Additional Options



A **BRT12460REFX LP2S** is a Brattice series 24" x 60" rectangle table with fixed bases, a laminate 1 1/2" thick top with a PVC edge and square corners.

The codes **TW D25-60 / CSNO / PSNO** specify a Wilsonart D25-60 Atlantis laminate, Snow PVC and Snow bases.

Model Number **BRT12460REFX LP2S**

Orders may be sent via
Mailing Address

Versteel
 2332 Cathy Lane
 Jasper IN 47546

Contact Versteel

Email contact@versteel.com
Phone 800 876 2120
 812 634 2120
Fax 812 482 9318

Laminate

Versteel's standard offering of laminates includes over 900 laminates from Formica, Nevamar, Pionite and Wilsonart.

Laminate manufacturers change standard offerings frequently, making it possible a standard product can become unavailable. Versteel cannot be responsible for any inconvenience this may cause.

Veneer

Brattice tables are available with plain sliced Ash, Cherry, Maple and Walnut veneers.

Veneer Species

Ash	AP01	Maple.	MP01
Cherry	CP01	Walnut	WP01

Veneer Finish

Ash

Beach.	VBEA	Fog	VFOG
Chestnut.	VCHE	Pebble	VPEB
Drift	VDRI	Whisper	VWHI
Fawn	VFAW		

Cherry

Blossom Cherry	VBLC	Java Cherry.	VJAC
Cordovan Cherry	VCNC	Millwork Cherry.	VMWC
Golden Cherry	VGNC		

Maple

Caramel Maple	VCMM	Sugar Maple	VSUM
Solar Maple.	VSLM		

Walnut

Brighton Walnut	VBRW	Natural Walnut.	VNAW
Espresso Walnut.	VESW		

PVC Edge Colors

Absolute Acajou	CABA	Nimbus.	CNIM
Alloy.	CALY	Pearl	CPEA
Carbon.	CCAR	Platinum.	CPLA
Champagne	CCHA	Pralines & Cream	CPRC
Coconut	CCOC	Shadow	CSHA
Ebony.	CEBO	Snow	CSNO
Florence Walnut	CFLW	Stone	CSTO
Fossil	CFOS	Storm.	CSTM
Graphite	CGRA	Whisper	CWHI
Grey.	CGRE	White Linen	CWHL
Kensington Maple.	CKEM		

T-Mold Edge Colors

Ebony.	TEBO	Nimbus.	TNIM
Graphite	TGRA	Storm.	TSTM

Wood Edge Species

Ash	A01	Maple.	M01
Cherry	C01	Walnut	W01

Wood Edge Finishes

Ash

Beach.	WBEA	Fog	WFOG
Chestnut.	WCHE	Pebble	WPEB
Drift	WDRI	Whisper	WWHI
Fawn	WFAW		

Cherry

Blossom Cherry	WBLC	Java Cherry.	WJAC
Cordovan Cherry	WCNC	Millwork Cherry.	WMWC
Golden Cherry	WGNC		

Maple

Caramel Maple	WCMM	Sugar Maple	WSUM
Solar Maple.	WSLM		

Walnut

Brighton Walnut	WBRW	Natural Walnut.	WNAW
Espresso Walnut.	WESW		

Studio Steel®

Versteel's "urban fabrication" process leaves the telltale signs of welding and assembly on the surface, highlighting a manufacturing aesthetic. Choosing a clear or transparent powder coat is recommended, allowing tonal striations (created as a result of extreme heat), natural textures, and the inherent qualities of raw steel to show through.

Studio Steel Process \$165

Powder Coat Finishes

All powder coat finishes in the Versteel offering have been formulated with the use of epoxy, polyester or epoxy and polyester blends to maximize the finish durability.

Powder Coat Finish Options

Powder Coat – Standard n/c
 Powder Coat – Premium (Hope) \$165
 Powder Coat – Premium (Platinum) \$488

Powder Coat Colors

AlloyPALY	MintPMNT
AmethystPAME	NavyPNAV
AnthracitePANT	NimbusPNIM
Black AnodizedPBLA	NutmegPNUT
BronzePBRO	◆ PacificPPAC
CalypsoPCAL	PearlPPEA
CarbonPCAR	PebblePPEB
ChampagnePCHA	Ⓟ PlatinumPPLA
CoconutPCOC	PoppyPPOP
◆ CopperPCOP	◆ RavenPRAV
CrimsonPCRI	RoyalPROY
◆ CrystalPCRY	SeasidePSEA
DaffodilPDAF	ShipyardsPSHI
EbonyPEBO	SilverPSIL
ForestPFOR	SnowPSNO
FossilPFOS	StonePSTO
◆ GarnetPGAR	StormPSTM
◆ GoldPGOL	Terra CottaPTEC
GraphitePGRA	WhisperPWHI
Ⓟ HopePHOP	White LinenPWHL
Kelly GreenPKEG	Powder Coat AlternativeOPA
◆ MattePMAT		
MicaPMIC		

Transparent Powder Coats (indicated by ◆)

Please note that the transparent characteristics of these powders allow all natural welds and textures inherent to raw steel to be visible. Not available for application on flat sheet metal surfaces found on Brattice disc bases or Form Modesty panels.

Premium Powder Coats (indicated by Ⓟ)

Versteel's premium process uses specially formulated powder coats for a truly unique color palette.

Chrome

Versteel applies a deep luster chrome plated finish. Chrome is the most durable finish available. Specify Chrome and add \$165 list per table.

Chrome ECHR

NOTE DISC BASES ARE NOT AVAILABLE IN CHROME

Nickel

Versteel applies a nickel plated finish with a clear coat applied for durability. Specify Nickel and add \$223 list per table.

Nickel ENKL

NOTE DISC BASES ARE NOT AVAILABLE IN NICKEL

Finish Reference & Samples

For finish color reference, please refer to our website. Contact Versteel Customer Service to receive actual color samples for color matches and final color approval.

Special Laminate**Call for quotation**

Specify code **TSP** (Special Laminate), indicate the quoted charges per table

Special laminates and patterns can be specified as an option. To specify, contact Versteel Customer Service for availability and pricing.

NOTE LAMINATES IN STANDARD COLORS AND TEXTURES FROM FORMICA, NEVAMAR, PIONITE AND WILSONART ARE STANDARD

CAUTION LAMINATE MANUFACTURERS CHANGE STANDARD OFFERINGS FREQUENTLY, MAKING IT POSSIBLE A STANDARD PRODUCT CAN BECOME UNAVAILABLE. VERSTEEL CANNOT BE RESPONSIBLE FOR ANY INCONVENIENCE THIS MAY CAUSE.

Custom PVC Color Match**Call for quotation / one time charge per color, per order**

Specify code **OCP** (Custom PVC Color Match), add cost from Versteel quotation

PVC Color Match can be the selection of a color that is available from a Versteel supplier or a new custom color developed for the order. Minimum footage requirements mean that the amount of material needed for your order will effect the cost.

For PVC Color Matching you must supply a color reference sample. Versteel will review the sample for possible existing colors available and send a sample for customer approval. If no color match exists, a custom match will be developed and sampled for customer approval before a production schedule is established.

Custom T-Mold Color Match**Call for quotation / one time charge per color, per order**

Specify code **OCT** (Custom T-Mold Color Match), add cost from Versteel quotation

T-Mold Color Match can be the selection of a color that is available from a Versteel supplier or a new custom color developed for the order. Minimum footage requirements mean that the amount of material needed for your order will effect the cost.

For T-Mold Color Matching you must supply a color reference sample. Versteel will review the sample for possible existing colors available and send a sample for customer approval. If no color match exists, a custom match will be developed and sampled for customer approval before a production schedule is established.

Powder Coat Alternative**Call for quotation**

Specify code **OPA** (Powder Coat Alternative), add cost from Versteel quotation

Powder Coat Alternative is available from Versteel. The entire RAL color reference along with hundreds of other color and finishes are available.

For Powder Coat Alternative matching, you must supply a color reference sample, or an RAL number. Versteel will review the sample for possible existing colors available and send a sample for customer approval. If no color match exists a custom match can be developed. Call Versteel Customer Service for associated upcharges on custom color development.

Stain Finish Match

\$996 / one time charge per finish, per order

Specify code **OSM** (Stain Finish Match), add \$996.00 list per finish, per order

Alternative Stain Finishes are available for veneer and wood edged tops.

For Stain Finish Matching you must supply two 4" x 4" finish color and grain reference samples. An expertly finish matched sample will be provided for customer approval.

Veneer and Wood Edge Alternatives**Call for quotation**

For veneer and wood edge requirements other than the standard plain sliced Ash, Cherry, Maple and Walnut, contact Versteel Customer Service. Versteel is adept at working with a host of domestic and exotic materials. From inlays, figures, pie cuts and special edge profiles, to custom fill levels and sheens, each top is created using the best of technology and old world craftsmanship. The items you only imagined or expected to only be available from a millwork shop are now just another part of your Versteel order. Call Versteel Customer Service for availability and quotation.

Wood Finish Alternatives**Call for quotation**

When veneer tables are required to have a finish other than the standard natural grain fill level finish appearance, semi-filled or full-filled finishes are available by requesting a quote from Versteel. Call Versteel Customer Service for availability and quotation.

Table Top and Edge Alternatives

Table tops and/or edges can be produced in alternative materials if desired. Contact Versteel Customer Service for pricing and availability.

Alternate Core Construction

Alternate core constructions are available, including medium density fiberboard (MDF), and cores that contain no urea formaldehyde. Contact Versteel Customer Service for pricing and availability.

NOTE CUSTOMS OR ALTERNATIVES MAY AFFECT STANDARD PRODUCTION SCHEDULES

Adjustable Height - Motorized
\$2406 / table

Specify code **BAM** (Adjustable Height - Motorized), add \$2406.00 list per table

Motorized tables adjust electrically from 26 ¾" to 42" table height by operating the keypad control. Motorized height adjustment is available for tables with regular T1 or cantilevered TC bases. Tops shapes include: rectangle, split rectangle, oval, split ellipse, boatshape or racetrack up to 36" x 96". (Shown with split ellipse.) Motorized bases include stretcher rails.



NOTE CABLE COIL AND CABLE HOOKS ARE THE ONLY TWO LEGWAY OPTIONS AVAILABLE.

Adjustability with four programmable height settings

(Travel time between lowest and highest position: 18 secs.)

NOTE REQUIRES STANDARD 110/120V AC ELECTRICAL OUTLET

Adjustable Height - Pin
\$221 / table

Specify code **BAP** (Adjustable Height - Pin), add \$221.00 list per table

Pin Adjustable height bases adjust from 27" to 32" table height in 1" increments by depressing the spring loaded pins in each column. Available on Brattice T1 and TC fixed or tilt bases.


Adjustable Height - Pneumatic T1 or TC Bases
\$1228 / table

Specify code **BAT** (Adjustable Height - Pneumatic T1 or TC), add \$1228.00 list per table

Pneumatic adjustable height bases cover the most common ergonomic table heights of 26 ¾", 29" and 32" with a simple turn of a handwheel. Pneumatic height bases are designed for field serviceability, if ever needed. Available on T1 or TC fixed or tilt bases.


ADJUSTABILITY WITH THREE PRESET TABLE HEIGHT STOPS

TYPING HEIGHT	26 ¾"
STANDARD HEIGHT	29"
WHEELCHAIR HEIGHT	32"

NOTE FOR OTHER TABLE HEIGHT REQUIREMENTS CONTACT VERSTEEL CUSTOMER SERVICE FOR STRUCTURAL DETAILS, PRICING AND AVAILABILITY

Adjustable Height - Pneumatic X1 or D1 Bases
\$738 / table

Specify code **BAX** (Adjustable Height - Pneumatic X1 or D1), add \$738.00 list per table

Pneumatic adjustable height bases cover the most common ergonomic table heights of 26 ¾", 29" and 32" with a simple turn of a handwheel. Pneumatic height bases are designed for field serviceability, if ever needed. Available on X1 or D1 fixed or tilt bases.


ADJUSTABILITY WITH THREE PRESET TABLE HEIGHT STOPS

TYPING HEIGHT	26 ¾"
STANDARD HEIGHT	29"
WHEELCHAIR HEIGHT	32"

NOTE FOR OTHER TABLE HEIGHT REQUIREMENTS CONTACT VERSTEEL CUSTOMER SERVICE FOR STRUCTURAL DETAILS, PRICING AND AVAILABILITY

Alternate Table Height 32" and Under
\$100 / table

Specify code **BAH** (Alternate Height 32" and under), indicate desired table height (32" or less), add \$100.00 list per table

Suggested typing height table is 26 ¾"
 Suggested wheelchair height table is 32"
 Suggested stand up height table is 42"

NOTE FOR OTHER TABLE HEIGHT REQUIREMENTS CONTACT VERSTEEL CUSTOMER SERVICE FOR STRUCTURAL DETAILS, PRICING AND AVAILABILITY

Casters - Dual Hard Wheel

\$171 / table

Specify code **CAS55** (Casters - Dual Hard Wheel), add \$171.00 list per table

Dual Hard Wheel, black, 2" diameter, standard locking casters are available for most base styles. Each is fitted into a reinforced caster receiver and must be specified at time of order. Caster option does not change the overall height of the table. See individual product pages for availability and ordering code.



NOTE NOT AVAILABLE ON DI BASES

Mix - Dual Hard Wheel Casters & Glides

\$163 / table

Specify code **BMD** (Mix - Dual Hard Wheel Casters & Glides), add \$163.00 list per table

Tables can be specified with dual hard wheel, black, 2" diameter, standard locking casters on half of the table, with glides on the other half. Each caster is fitted into a reinforced receiver and must be specified at time of order. Mix option does not change the overall height of the table.

NOTE NOT AVAILABLE ON X1, X4 OR DI BASES

Casters - Dual Soft Wheel

\$171 / table

Specify code **CAS57** (Casters - Dual Soft Wheel), add \$171.00 list per table

Dual Soft Wheel, black, 2" diameter, standard locking casters are available for most base styles. Each is fitted into a reinforced caster receiver and must be specified at time of order. Caster option does not change the overall height of the table. See individual product pages for availability and ordering code.



NOTE NOT AVAILABLE ON DI BASES

Self-Leveling Glides

\$49 / table

Specify code **GLD04** (Self-Leveling Glides), add \$49.00 list per table

Self-Leveling Glides replace standard glides. This option allows the table to automatically compensate up to 1/2" for floors that are not level. Self-leveling glides increase overall table height by 3/4". See individual product pages for availability.



Table Floor Mount

\$57 / table

Specify code **AFB** (Table Floor Mount Bracket Set), add \$57.00 list per table

Bracket to slip over the standard table glide and fasten to the floor with fasteners supplied by the installer. Set of four (4) brackets will securely mount the table to the floor to prevent movement.



NOTE NOT AVAILABLE ON BASES WITH CASTERS OR SELF-LEVELING GLIDES

Assembled Folding Table

\$77 / table

Specify code **BAF** (Assembled Folding Table), add \$77.00 list per table

Folding bases can be attached to tops at the factory

NOTE RECTANGLE TABLES WITH FOLDING BASE AND FOLDING MODESTY PANELS ARE SHIPPED ASSEMBLED WITHOUT ADDITIONAL CHARGE



Stretcher Rail

\$243 / table

Specify code **BSR** (Stretcher Rail), required finish selection_, add \$243.00 list per table

Available for T1, TC and T2 style, fixed and tilt bases to increase table rigidity. Necessary tools are provided to install the stretcher.

NOTE A STRETCHER IS NOT A RETROFIT ITEM, IT MUST BE SPECIFIED AT TIME OF ORDER

Two-Piece Top (120")

\$629 / table

Specify code **T2P** (Two-Piece Top), add \$629.00 list per table

Standard Versteel tables in lengths up to 120" are a seamless, single piece top. When the two-piece option is specified, the splice joint edge is unfinished, table shipped with necessary hardware. Any table over 120" long will be produced as a two-piece top.

Top Custom Cutout

\$120 / cutout

Specify code **TCC** (Top Custom Cutout), add \$120.00 list per cutout

Top Custom Cutout requires a drawing for production and is subject to approvals.

Table Link

\$251 / table

Specify code **TLK** (Table Link), add \$251.00 list per table

Table Link is for linking Versteel table configurations in typical room situations.

Table link will prevent the accidental disconnection of power supply to adjacent tables. Available on tables with PVC, 3mm Wood, Wood Square, Wood Fluted and Ergo user side edge details.



Closed end link brackets are provided for tops without bases or tables with a base that does not allow the table to stand alone.



Table Link - Ends Only

\$135 / table

Specify code **TLE** (Table Link - Ends Only), add \$135.00 list per table

Table Link is for linking Versteel table configurations in typical room situations.

Specify Table Link - Ends Only when your configuration requires linking on the table ends only. Available on tables with PVC, 3mm Wood, Wood Square, Wood Fluted and Ergo user side edge details. Table Link - Ends Only is included with electrical package options. This will prevent the accidental disconnection of power supply to adjacent tables.



Laptop Locker

\$1375 / locker

*Fixed tables only (not available on tilt, slim-tilt or folding tables)

Specify code **TLA1** (One Laptop Locker) or code **TLA2** (Two Laptop Lockers) add \$1375.00 list per Laptop Locker.

Indicate Manual Locking Keyed Individually **TMKI**, Manual Locking Keyed Alike **TMKA** or Electronic Locking **TLEL**. Add \$359.00 list per Laptop Locker when Electronic Locking is specified AND **TLP** (Laptop Locker power unit) which is required for the electronic locking option, add \$557.00 list (Power unit sequences up to 10 lockers, includes 1 key).

The minimum table width available with Laptop Locker is 24".



The minimum table length available with Laptop Locker is 36". The maximum table length available is 96".

2 Laptop Lockers can be installed starting at a table length of 60" or greater (table subject to additional base and/or support base when more than one unit is installed in top greater than or equal to 72").

All lockers to have urethane edge on locker door and top opening. Specify Urethane color when ordering a laptop locker.

Urethane Colors

Alloy	UALY	Pearl	JUEA
Ebony	UEBO	Stone	USTO
Fossil	UFOS	Storm	USTM
Graphite	UGRA	Whisper	UWHI
Nimbus	UNIM	White Linen	UWHL

NOTE LAPTOP LOCKER IS NOT AVAILABLE ON VENEER TOP SURFACES, WOODGRAIN OR DIRECTIONAL PATTERN LAMINATES OR TABLE WITH LIGHTWEIGHT LAMINATE CORE.

For additional questions contact Versteel Customer Service at 800.876.2120.

Table Transport

\$1855 / each

Specify code **ATT3054** (Table Transport), add \$1855.00 list each

The transport saves time and labor. Its 31" width can move tables of any length through doorways with ease.



SPECIFICATIONS

- Weight: 61 lbs.
- 31" x 54" overall footprint
- Black powder coat finish
- Two (2) swivel and two (2) non-swivel casters
- 5" casters are non-marking wheel material

TRANSPORT CAPACITY

FOLDED TABLES WITHOUT MODESTY PANEL	6 ON EDGE 8 STACKED FLAT
FOLDED TABLES WITH MODESTY	5 STACKED FLAT
OVERLAPPING FOLDED TABLES	4 ON EDGE

NOTE MAXIMUM LOAD WEIGHT: 1,000 LBS

NOTE TABLES GREATER THAN 27" IN WIDTH DO NOT STACK HORIZONTALLY ON THE TRANSPORT



Questions?

800 876 2120






		top > edge >		Laminate PVC	Laminate T-Mold	Laminate Wood	Laminate Soft PVC	Laminate 1 1/2" Wood	Laminate 1 1/2" Wood
				Flat	Convex	Flat	Bumper	Square	Bullnose
		edge ordering code >		LP2R LP3R	LT2 LT3	LW2R	LB2R	LWS2 LWS3	LWB2 LWB3
		top thickness >		1 1/4" 1 3/4"	1 1/4" 1 3/4"	1 1/4"	1 1/4"	1 1/4" 1 3/4"	1 1/4" 1 3/4"
		edge ordering code >		LPF2R LPF3R		LWF2R	LMRA2R	LWF2 LWF3	
		top thickness >		1 1/4" 1 3/4"		1 1/4"	1 1/4"	1 1/4" 1 3/4"	
		top thickness price >		1 1/4" 1 3/4"	1 1/4" 1 3/4"	1 1/4"	1 1/4"	1 1/4" 1 3/4"	1 1/4" 1 3/4"
Base Style	Table Description	Model #	Product Wt						
XI	30 Fix	BRX1 30RDFX	51	1100	1225	1564		1876	1926
	30 Tilt	BRX1 30RDTL	54	1267	1392	1730		2044	2091
	36 Fix	BRX1 36RDFX	61	1179	1328	1746		2134	2191
	36 Tilt	BRX1 36RDTL	65	1348	1500	1917		2302	2360
XIS	30 Stand Fix	BRXIS 30RDFX	52	1195	1321	1658		1970	2017
	30 Stand Tilt	BRXIS 30RDTL	55	1361	1487	1824		2139	2186
	36 Stand Fix	BRXIS 36RDFX	62	1269	1422	1840		2230	2286
	36 Stand Tilt	BRXIS 36RDTL	66	1440	1588	2010		2395	2455
X4	42 Fix	BRX4 42RDFX	96	1763	1958	2466		2938	3011
	48 Fix	BRX4 48RDFX	111	1918	2150	2643		3132	3211
	54 Fix	BRX4 54RDFX	136	2259	2550	3200		3829	3902
	60 Fix	BRX4 60RDFX	154	2415	2724	3416		4085	4276
X4S	42 Stand Fix	BRX4S 42RDFX	98	1855	2046	2558		3028	3103
DI	30 Fix	BRD1 30RDFX	54	1608	1731	2070		2382	2429
	30 Tilt	BRD1 30RDTL	60	1776	1901	2236		2551	2597
	36 Fix	BRD1 36RDFX	81	1875	2026	2444		2828	2891
	36 Tilt	BRD1 36RDTL	87	2044	2197	2615		3000	3058
	42 Fix	BRD1 42RDFX	93	2629	2823	3334		3804	3874
	42 Tilt	BRD1 42RDTL	99	2798	2994	3503		3972	4045
	48 Fix	BRD1 48RDFX	145	2785	3021	3512		3997	4079
	54 Fix	BRD1 54RDFX	161	3074	3364	4013		4642	4714
DIS	30 Stand Fix	BRDIS 30RDFX	55	1891	2016	2352		2668	2714
	30 Stand Tilt	BRDIS 30RDTL	61	2062	2186	2521		2840	2883
	36 Stand Fix	BRDIS 36RDFX	82	1970	2121	2541		2924	2983
	36 Stand Tilt	BRDIS 36RDTL	88	2137	2288	2704		3092	3152
	42 Stand Fix	BRDIS 42RDFX	94	2722	2917	3424		3898	3967
	42 Stand Tilt	BRDIS 42RDTL	100	2892	3083	3593		4067	4139

Note: Chrome, Nickel & Transparent Powder Coats not available on disc bases

To Order, Specify...

- 1 Model Number
- 2 Top Material
- 3 Edge Style and Thickness
- 4 Edge Color
- 5 Base Color
- 6 Additional Options



Veneer Wood	Veneer 1 1/4" Wood	Veneer 1 1/4" Wood
Flat  VW2R 1 1/4"	Square  VWS2 VWS3 1 1/4" 1 1/4"	Bullnose  VWB2 VWB3 1 1/4" 1 1/4"
Fluted  VWF2R 1 1/4"	Fluted  VWF2 VWF3 1 1/4" 1 1/4"	
1 1/4"	1 1/4"	1 1/4"
2522	2742	2932
2694	2907	3099
2869	3124	3394
3038	3295	3564
2619	2833	3026
2789	3002	3193
2963	3216	3487
3132	3390	3656
3744	4051	4367
4225	4591	4965
4925	5358	5840
5546	6048	6733
3835	4141	4457
3031	3247	3437
3203	3420	3607
3566	3822	4090
3740	3990	4259
4609	4914	5235
4780	5085	5404
5093	5456	5837
5739	6174	6654
6358	6859	7546
3314	3531	3722
3484	3704	3892
3663	3917	4188
3830	4084	4352
4701	5010	5324
4871	5179	5497

Base Options

	Code	Price
Alternate Table Height 32" & Under.....	BAH	\$ 100
Alternate Table Height 32" & Over.....	BSP	\$ call
Adjustable Height, Pneumatic X1, D1.....	BAX	\$ 738
Casters (4), Dual Wheel Black Hard Wheel X1, X4.....	CAS55	\$ 171
Casters (4), Dual Wheel Black Soft Wheel X1, X4.....	CAS57	\$ 171
Self-Leveling Glides (4) X1, X4.....	GLD04	\$ 49

Finish Options

Chrome (not available on disc bases).....	\$ 165
Nickel (not available on disc bases).....	\$ 223
Powder Coat, Standard.....	n/c
Powder Coat, Premium.....	\$ 165
Platinum.....	\$ 488

Top Options

Special Laminate.....	TSP	call
Custom Cutout (per cutout).....	TCC	\$ 120

Power + Data Options

Please reference the Power + Data Price List

Wire Management Options

Canvas Legway.....	WCL	\$ 100
1 Oval Brush Grommet, Provide Location Print.....	WOG	\$ 97
1 Round Grommet, Provide Location Print.....	WRG	\$ 76

Accessories

Table Floor Mount Bracket Set.....	AFB	\$ 57
------------------------------------	-----	-------



Questions?

800 876 2120

top >
edge >

edge ordering code (radius corner) >
or
edge ordering code (square corner) >
top thickness >

edge ordering code (radius corner) >
or
edge ordering code (square corner) >
top thickness >

top thickness price >






		Laminate PVC	Laminate T-Mold	Laminate Wood	Laminate Soft PVC	Laminate 1 1/2" Wood	Laminate 1 1/2" Wood				
		Flat	Convex	Flat	Bumper	Square	Bullnose				
		LP2R or LP2S 1 1/4"	LP3R or LP3S 1 3/4"	LT2 1 1/4"	LT3 1 3/4"	LW2R or LW2S 1 1/4"	LB2R 1 1/4"	LWS2 1 1/4"	LWS3 1 3/4"	LWB2 1 1/4"	LWB3 1 3/4"
		Fluted		Fluted	Reverse Bevel Acrylic	Fluted					
		LPF2R or LPF2S 1 1/4"	LPF3R or LPF3S 1 3/4"	LWF2R or LWF2S 1 1/4"	LMRA2R or LMRA2S 1 1/4"	LWF2 1 1/4"	LWF3 1 3/4"				
		1 1/4"	1 3/4"	1 1/4"	1 1/4"	1 1/4"	1 3/4"				
Base Style	Table Description	Model #	Product Wt	1 1/4"	1 3/4"	1 1/4"	1 1/4"	1 3/4"			
	X1	30 Fix	BRX1 30SQFX	57	1088	1187	1439	1676	1715		
		30 Tilt	BRX1 30SQTL	61	1253	1351	1604	1843	1883		
		36 Fix	BRX1 36SQFX	71	1135	1255	1592	1902	1971		
		36 Tilt	BRX1 36SQTL	74	1304	1423	1760	2073	2143		
	XIS	30 Stand Fix	BRXIS 30SQFX	58	1180	1280	1531	1770	1808		
		30 Stand Tilt	BRXIS 30SQTL	62	1349	1451	1698	1938	1980		
	X4	42 Fix	BRX4 42SQFX	109	1744	1818	2299	2673	2713		
		48 Fix	BRX4 48SQFX	127	1822	2007	2410	2801	2867		
		54 Fix	BRX4 54SQFX	157	2127	2389	3143	3826	3917		
		60 Fix	BRX4 60SQFX	180	2302	2532	3239	3871	3963		
	X4S	36 Stand Fix	BRX4S 36SQFX	95	1617	1739	2074	2386	2457		
		42 Stand Fix	BRX4S 42SQFX	111	1837	1913	2394	2768	2804		
	DI	30 Fix	BRD1 30SQFX	61	1592	1693	1942	2183	2224		
		30 Tilt	BRD1 30SQTL	67	1760	1862	2112	2351	2392		
		36 Fix	BRD1 36SQFX	90	1834	1954	2290	2597	2669		
		36 Tilt	BRD1 36SQTL	96	2007	2121	2460	2771	2841		
		42 Fix	BRD1 42SQFX	106	2614	2689	3169	3541	3580		
		48 Fix	BRD1 48SQFX	130	2691	2869	3276	3670	3738		
	DIS	30 Stand Fix	BRDIS 30SQFX	62	1876	1978	2230	2466	2507		
		30 Stand Tilt	BRDIS 30SQTL	68	2045	2146	2397	2637	2675		
		36 Stand Fix	BRDIS 36SQFX	91	2486	2603	2943	3253	3321		
		42 Stand Fix	BRDIS 42SQFX	107	2702	2779	3261	3633	3672		

Note: Chrome, Nickel & Transparent Powder Coats not available on disc bases

To Order, Specify...

- 1 Model Number
- 2 Top Material
- 3 Edge Style and Thickness
- 4 Edge Color
- 5 Base Color
- 6 Additional Options



Veneer Wood	Veneer 1 1/4" Wood	Veneer 1 1/4" Wood
Flat  VW2R or VW2S 1 1/4"	Square  VWS2 VWS3 1 1/4" 1 1/4"	Bullnose  VWB2 VWB3 1 1/4" 1 1/4"
Fluted  VWF2R or VWF2S 1 1/4"	Fluted  VWF2 VWF3 1 1/4" 1 1/4"	
1 1/4"	1 1/4"	1 1/4"
2207	2413	2468
2375	2579	2636
2512	2755	2828
2678	2924	3000
2299	2506	2559
2469	2673	2732
3297	3590	3663
3715	4064	4162
4303	4712	4916
4822	5291	5405
2996	3238	3312
3392	3681	3755
2713	2918	2975
2882	3084	3143
3207	3454	3527
3376	3623	3698
4164	4456	4528
4584	4930	5028
2999	3203	3259
3169	3369	3427
3861	4106	4179
4255	4553	4620

Base Options

	Code	Price
Alternate Table Height 32" & Under.....	BAH	\$ 100
Alternate Table Height 32" & Over.....	BSP	\$ call
Adjustable Height, Pneumatic X1, D1.....	BAX	\$ 738
Casters (4), Dual Wheel Black Hard Wheel X1, X4.....	CAS55	\$ 171
Casters (4), Dual Wheel Black Soft Wheel X1, X4.....	CAS57	\$ 171
Self-Leveling Glides (4) X1, X4.....	GLD04	\$ 49

Finish Options

Chrome (not available on disc bases).....	\$ 165
Nickel (not available on disc bases).....	\$ 223
Powder Coat, Standard.....	n/c
Powder Coat, Premium.....	\$ 165
Platinum.....	\$ 488

Top Options

Table Link (all four sides).....	TLK	\$ 251
Table Link (two sides).....	TLE	\$ 135
Special Laminate.....	TSP	call
Custom Cutout (per cutout).....	TCC	\$ 120

Power + Data Options

Please reference the Power + Data Price List

Wire Management Options

Canvas Legway.....	WCL	\$ 100
1 Oval Brush Grommet, Provide Location Print.....	WOG	\$ 97
1 Round Grommet, Provide Location Print.....	WRG	\$ 76

Accessories

Table Floor Mount Bracket Set.....	AFB	\$ 57
------------------------------------	-----	-------



Questions?











800 876 2120


Overlapping Folding Bases

top >
edge >

edge ordering code (radius corner) >
or
edge ordering code (square corner) >
top thickness >

edge ordering code (radius corner) >
or
edge ordering code (square corner) >
top thickness >
top thickness price >

	Laminate PVC	Laminate T-Mold		Laminate Wood	Laminate Soft PVC	Laminate 1 1/2" Wood		Laminate 1 1/2" Wood
		Flat	Convex			Square	Bullnose	
								
	LP2R or LP2S	LP3R or LP3S	LT2 LT3	LW2R or LW2S	LB2R	LWS2 LWS3	LWB2 LWB3	
	1 1/4"	1 3/4"	1 1/4" 1 3/4"	1 1/4"	1 1/4"	1 1/4" 1 3/4"	1 1/4" 1 3/4"	
								
	LPF2R or LPF2S	LPF3R or LPF3S		LWF2R or LWF2S	LMRA2R or LMRA2S	LWF2 LWF3		
	1 1/4"	1 3/4"		1 1/4"	1 1/4"	1 1/4" 1 3/4"		

Base Style	Table Description	Model #	Product Wt
	18 x 48 Fix	BRTI1848REFX	41
	18 x 48 Fold <input checked="" type="checkbox"/>	BRTI1848REFO	42
	18 x 48 Slim-Tilt	BRTI1848REST	47
	18 x 60 Fix	BRTI1860REFX	52
	18 x 60 Fold	BRTI1860REFD	53
	18 x 60 Slim-Tilt	BRTI1860REST	58
	18 x 72 Fix	BRTI1872REFX	60
	18 x 72 Fold	BRTI1872REFD	61
	18 x 72 Slim-Tilt	BRTI1872REST	77
	18 x 84 Fix	BRTI1884REFX	68
	18 x 84 Fold	BRTI1884REFD	69
	18 x 84 Slim-Tilt	BRTI1884REST	74
	18 x 90 Fix	BRTI1890REFX	71
	18 x 90 Fold	BRTI1890REFD	72
	18 x 90 Slim-Tilt	BRTI1890REST	77
	18 x 96 Fix	BRTI1896REFX	75
	18 x 96 Fold	BRTI1896REFD	76
	18 x 96 Slim-Tilt	BRTI1896REST	81

To Order, Specify...

- 1 Model Number
- 2 Top Material
- 3 Edge Style and Thickness
- 4 Edge Color
- 5 Base Color
- 6 Additional Options



Veneer Wood	Veneer 1 1/4" Wood	Veneer 1 1/4" Wood
Flat VW2R or VW2S 1 1/4"	Square VWS2 VWS3 1 1/4" 1 1/4"	Bullnose VWB2 VWB3 1 1/4" 1 1/4"
Fluted VWF2R or VWF2S 1 1/4"	Fluted VWF2 VWF3 1 1/4" 1 1/4"	
1 1/4"	1 1/4"	1 1/4"
2209	2395	2571
2623	2805	2981
2548	2733	2906
2386	2585	2804
2800	3000	3219
2724	2921	3143
2571	2795	3034
2981	3206	3449
2907	3132	3372
2779	3025	3285
3193	3437	3702
3119	3363	3625
3246	3545	3858
3663	3963	4273
3587	3887	4194
3246	3545	3858
3663	3963	4273
3587	3887	4194

Base Options

	Code	Price
Assembled Folding TableBAF	\$ 77
Alternate Table Height 32" & Under.....	.BAH	\$ 100
Alternate Table Height 32" & Over.....	.BSP	\$ call
Adjustable Height, Motorized (Fix).....	.BAM	\$ 2406
Adjustable Height, Pin (Fix/Tilt).....	.BAP	\$ 221
Adjustable Height, Pneumatic (Fix/Tilt).....	.BAT	\$ 1228
Casters (4), Dual Wheel Black		
Hard Wheel (to 72" length).....	.CAS55	\$ 171
Casters (4), Dual Wheel Black		
Soft Wheel (to 72" length).....	.CAS57	\$ 171
Mix, Dual Wheel Casters & Glides (to 72" length)BMD	\$ 163
Self-Leveling Glides (4).....	.GLD04	\$ 49
Stretcher Rail (Fix/Tilt) Finish Same as Base		
Tables 36"H & Over Require a Stretcher RailBSR	\$ 243

Finish Options

Chrome	\$ 165
Nickel.....	\$ 223
Powder Coat, Standard	n/c
Powder Coat, Premium.....	\$ 165
Platinum.....	\$ 488

Top Options

Table Link (all four sides)TLK	\$ 251
Table Link (18" ends only)TLE	\$ 135
Special LaminateTSP	call
Custom Cutout (per cutout)TCC	\$ 120

Power + Data Options

Please reference the Power + Data Price List

Wire Management Options

Basket, Under Top MountWBT	\$ 97
Plastic Runner, Under Top MountWRT	\$ 165
Cable Hook LegwayWCK	\$ 119
Canvas LegwayWCL	\$ 100
Plastic Legway.....	.WRL	\$ 78
1 Oval Brush Grommet, Location AWOA	\$ 97
2 Oval Brush Grommets, Location EWOE	\$ 194
1 Oval Brush Grommet, Provide Location PrintWOG	\$ 97
1 Round Grommet, Location AWRA	\$ 76
2 Round Grommets, Location E.....	.WRE	\$ 152
1 Round Grommet, Provide Location PrintWRG	\$ 76

Accessories

Keyboard Platform w/Mouse SurfaceAKP27M	\$ 760
CPU Holder (3" - 9" adjustment).....	.ACPU3-9F	\$ 237
CPU Holder (5" - 8" adjustment).....	.ACPU5-8F	\$ 155
CPU Holder (3" - 5" adjustment).....	.ACPU3F	\$ 155
Table TransportATT3054	\$ 1855
Table Floor Mount Bracket Set.....	.AFB	\$ 57



Questions?












800 876 2120

Overlapping Folding Bases

top >
edge >

edge ordering code (radius corner) >
or
edge ordering code (square corner) >
top thickness >






edge ordering code (radius corner) >
or
edge ordering code (square corner) >
top thickness >

Laminate PVC	Laminate T-Mold	Laminate Wood	Laminate Soft PVC	Laminate 1 1/2" Wood	Laminate 1 1/2" Wood			
Flat	Convex	Flat	Bumper	Square	Bullnose			
								
LP2R or LP2S 1 1/4"	LP3R or LP3S 1 3/4"	LT2 or LT3 1 1/4" 1 3/4"	LW2R or LW2S 1 1/4"	LB2R 1 1/4"	LWS2 LWS3 1 1/4" 1 3/4"	LWB2 LWB3 1 1/4" 1 3/4"		
Fluted		Fluted	Reverse Bevel Acrylic	Fluted				
								
LPF2R or LPF2S 1 1/4"	LPF3R or LPF3S 1 3/4"	LWF2R or LWF2S 1 1/4"	LMRA2R or LMRA2S 1 1/4"	LWF2 LWF3 1 1/4" 1 3/4"				
1 1/4"	1 3/4"	1 1/4"	1 1/4"	1 1/4"	1 3/4"			
Base Style	Table Description	Model #	Product Wt					
 T1	24 x 48 Fix	BRT1 2448REFX	65	1121	1166	1544	1831	1869
	24 x 48 Fold <input checked="" type="checkbox"/>	BRT1 2448REFO	69	1532	1580	1958	2244	2285
	24 x 48 Slim-Tilt	BRT1 2448REST	77	1456	1505	1883	2171	2207
	24 x 60 Fix	BRT1 2460REFX	78	1201	1267	1730	2089	2118
	24 x 60 Fold	BRT1 2460REFD	82	1610	1683	2143	2503	2531
	24 x 60 Slim-Tilt	BRT1 2460REST	90	1534	1604	2067	2426	2455
	24 x 72 Fix	BRT1 2472REFX	88	1381	1439	1958	2350	2380
	24 x 72 Fold	BRT1 2472REFD	92	1792	1852	2369	2764	2794
	24 x 72 Slim-Tilt	BRT1 2472REST	100	1715	1774	2294	2685	2714
	24 x 84 Fix	BRT1 2484REFX	98	1460	1482	2173	2651	2671
	24 x 84 Fold	BRT1 2484REFD	102	1875	1894	2585	3063	3083
	24 x 84 Slim-Tilt	BRT1 2484REST	110	1802	1817	2511	2990	3010
	24 x 90 Fix	BRT1 2490REFX	103	1696	1724	2517	3071	3125
	24 x 90 Fold	BRT1 2490REFD	107	2111	2137	2932	3481	3541
	24 x 90 Slim-Tilt	BRT1 2490REST	115	2034	2058	2855	3402	3463
	24 x 96 Fix	BRT1 2496REFX	108	1696	1724	2517	3071	3125
24 x 96 Fold	BRT1 2496REFD	112	2111	2137	2932	3481	3541	
24 x 96 Slim-Tilt	BRT1 2496REST	120	2034	2058	2855	3402	3463	

To Order, Specify...

- 1 Model Number
- 2 Top Material
- 3 Edge Style and Thickness
- 4 Edge Color
- 5 Base Color
- 6 Additional Options



Veneer Wood	Veneer 1 1/4" Wood	Veneer 1 3/4" Wood
Flat  VW2R or VW2S 1 1/4"	Square  VWS2 VWS3 1 1/4" 1 3/4"	Bullnose  VWB2 VWB3 1 1/4" 1 3/4"
Fluted  VWF2R or VWF2S 1 1/4"	Fluted  VWF2 VWF3 1 1/4" 1 3/4"	
1 1/4"	1 1/4"	1 3/4"
2325	2517	2708
2740	2931	3123
2664	2855	3047
2568	2789	3000
2978	3202	3410
2903	3123	3336
2792	3031	3291
3203	3445	3706
3124	3366	3627
3059	3337	3621
3474	3749	4032
3397	3675	3958
3431	3750	4076
3847	4165	4489
3770	4088	4412
3431	3750	4076
3847	4165	4489
3770	3799	4412

Base Options

	Code	Price
Assembled Folding Table	BAF	\$ 77
Alternate Table Height 32" & Under	BAH	\$ 100
Alternate Table Height 32" & Over	BSP	\$ call
Adjustable Height, Motorized (Fix)	BAM	\$ 2406
Adjustable Height, Pin (Fix/Tilt)	BAP	\$ 221
Adjustable Height, Pneumatic (Fix/Tilt)	BAT	\$ 1228
Casters (4), Dual Wheel Black		
Hard Wheel (to 72" length)	CAS55	\$ 171
Casters (4), Dual Wheel Black		
Soft Wheel (to 72" length)	CAS57	\$ 171
Mix, Dual Wheel Casters & Glides (to 72" length)	BMD	\$ 163
Self-Leveling Glides (4)	GLD04	\$ 49
Stretcher Rail (Fix/Tilt) Finish Same as Base		
Tables 36"H & Over Require a Stretcher Rail	BSR	\$ 243

Finish Options

Chrome	\$ 165
Nickel	\$ 223
Powder Coat, Standard	n/c
Powder Coat, Premium	\$ 165
Platinum	\$ 488

Top Options

Table Link (all four sides)	TLK	\$ 251
Table Link (24" ends only)	TLE	\$ 135
Special Laminate	TSP	call
Custom Cutout (per cutout)	TCC	\$ 120
Laptop Locker (each)	TLA	\$ 1375
(available on fixed tables only, see page 74 for additional information)		
Electronic Lock (per locker)	TLEL	\$ 359
Power Unit (up to 10 lockers sequenced, includes 1 key), required for electronic lock	TLPU	\$ 567

Power + Data Options

Please reference the Power + Data Price List

Wire Management Options

Basket, Under Top Mount	WBT	\$ 97
Plastic Runner, Under Top Mount	WRT	\$ 165
Cable Hook Legway	WCK	\$ 119
Canvas Legway	WCL	\$ 100
Plastic Legway	WRL	\$ 78
1 Oval Brush Grommet, Location A	WOA	\$ 97
2 Oval Brush Grommets, Location E	WOE	\$ 194
1 Oval Brush Grommet, Provide Location Print	WOG	\$ 97
1 Round Grommet, Location A	WRA	\$ 76
2 Round Grommets, Location E	WRE	\$ 152
1 Round Grommet, Provide Location Print	WRG	\$ 76

Accessories

Keyboard Platform w/Mouse Surface	AKP27M	\$ 760
CPU Holder (3" - 9" adjustment)	ACPU3-9F	\$ 237
CPU Holder (5" - 8" adjustment)	ACPU5-8F	\$ 155
CPU Holder (3" - 5" adjustment)	ACPU3F	\$ 155
Table Transport	ATT3054	\$ 1855
Table Floor Mount Bracket Set	AFB	\$ 57



Questions?

800 876 2120

- Overlapping Folding Bases
- Indicates Number of Bases

top >
edge >

edge ordering code (radius corner) >
or
edge ordering code (square corner) >
top thickness >

edge ordering code (radius corner) >
or
edge ordering code (square corner) >
top thickness >






top thickness price >

		Laminate PVC	Laminate T-Mold	Laminate Wood	Laminate Soft PVC	Laminate 1/4" Wood	Laminate 1/4" Wood	
		Flat	Convex	Flat	Bumper	Square	Bullnose	
		LP2R or LP2S 1 1/4"	LP3R or LP3S 1 3/4"	LT2 LT3 1 1/4" 1 3/4"	LW2R or LW2S 1 1/4"	LB2R 1 1/4"	LWS2 1 1/4" LWS3 1 3/4"	LWB2 1 1/4" LWB3 1 3/4"
		Fluted		Fluted	Reverse Bevel Acrylic	Fluted		
		LPF2R or LPF2S 1 1/4"	LPF3R or LPF3S 1 3/4"	LWF2R or LWF2S 1 1/4"	LMRA2R or LMRA2S 1 1/4"	LWF2 1 1/4" LWF3 1 3/4"		
		1 1/4"	1 3/4"	1 1/4"	1 1/4"	1 1/4"	1 3/4"	
Base Style	Table Description	Model #	Product Wt					
	30 x 42 Fix	BRTI 3042REFX	71	1147	1225	1506	1748 1814	
	30 x 48 Fix	BRTI 3048REFX	77	1252	1381	1695	1992 2040	
	30 x 48 Fold	BRTI 3048REFO	81	1662	1792	2106	2406 2454	
	30 x 48 Slim-Tilt	BRTI 3048REST	89	1586	1719	2031	2329 2376	
	30 x 60 Fix	BRTI 3060REFX	93	1326	1382	1895	2281 2541	
	30 x 60 Fold	BRTI 3060REFD	97	1741	1800	2310	2696 2954	
	30 x 60 Slim-Tilt	BRTI 3060REST	105	1663	1724	2234	2619 2880	
	30 x 72 Fix	BRTI 3072REFX	106	1430	1500	2104	2551 2664	
	30 x 72 Fold	BRTI 3072REFD	110	1850	1913	2518	2968 3079	
	30 x 72 Slim-Tilt	BRTI 3072REST	118	1774	1837	2444	2893 3001	
	30 x 84 Fix	BRTI 3084REFX	119	1539	1632	2381	2948 2770	
	30 x 84 Fold	BRTI 3084REFD	123	1954	2044	2795	3361 3180	
	30 x 84 Slim-Tilt	BRTI 3084REST	131	1876	1969	2716	3284 3105	
	30 x 90 Fix	BRTI 3090REFX	125	1740	1894	2741	3409 3488	
	30 x 90 Fold	BRTI 3090REFD	129	2153	2309	3154	3826 3906	
	30 x 90 Slim-Tilt	BRTI 3090REST	137	2078	2233	3080	3749 3830	
	30 x 96 Fix	BRTI 3096REFX	131	1740	1894	2741	3409 3488	
	30 x 96 Fold	BRTI 3096REFD	135	2153	2309	3154	3826 3906	
	30 x 96 Slim-Tilt	BRTI 3096REST	143	2078	2233	3080	3749 3830	
	30 x 120 Fix	BRTI 30120REFX	186	2532	2689	3876	4780 4858	

To Order, Specify...

- 1 Model Number
- 2 Top Material
- 3 Edge Style and Thickness
- 4 Edge Color
- 5 Base Color
- 6 Additional Options



Veneer Wood	Veneer 1 1/4" Wood	Veneer 1 1/4" Wood
Flat  VW2R or VW2S 1 1/4"	Square  VWS2 VWS3 1 1/4" 1 1/4"	Bullnose  VWB2 VWB3 1 1/4" 1 1/4"
Fluted  VWF2R or VWF2S 1 1/4"	Fluted  VWF2 VWF3 1 1/4" 1 1/4"	
1 1/4"	1 1/4"	1 1/4"
2290	2477	2650
2579	2798	3010
2990	3208	3423
2917	3135	3347
2843	3092	3336
3259	3507	3749
3182	3430	3675
3175	3454	3672
3587	3869	4086
3512	3794	4014
3460	3775	4085
3871	4188	4497
3798	4112	4424
3871	4240	4570
4287	4650	4987
4211	4576	4910
3871	4240	4570
4287	4650	4987
4211	4576	4910
5057	5519	5853

Base Options

	Code	Price
Assembled Folding TableBAF	\$ 77
Alternate Table Height 32" & Under.....	.BAH	\$ 100
Alternate Table Height 32" & Over.....	.BSP	\$ call
Adjustable Height, Motorized (Fix).....	.BAM	\$ 2406
Adjustable Height, Pin (Fix/Tilt).....	.BAP	\$ 221
Adjustable Height, Pneumatic (Fix/Tilt).....	.BAT	\$ 1228
Casters (4), Dual Wheel Black		
Hard Wheel (to 72" length).....	.CAS55	\$ 171
Casters (4), Dual Wheel Black		
Soft Wheel (to 72" length).....	.CAS57	\$ 171
Mix, Dual Wheel Casters & Glides (to 72" length)BMD	\$ 163
Self-Leveling Glides (4).....	.GLD04	\$ 49
Stretcher Rail (Fix/Tilt) Finish Same as Base		
Tables 36"H & Over Require a Stretcher RailBSR	\$ 243

Finish Options

Chrome	\$ 165
Nickel.....	\$ 223
Powder Coat, Standard	n/c
Powder Coat, Premium.....	\$ 165
Platinum.....	\$ 488

Top Options

Table Link (all four sides)TLK	\$ 251
Table Link (30" ends only)TLE	\$ 135
Special Laminate.....	.TSP	call
Custom Cutout (per cutout)TCC	\$ 120
Laptop Locker (each).....	.TLA	\$ 1375
(available on fixed tables only, see page 74 for additional information)		
Electronic Lock (per locker).....	.TLEL	\$ 359
Power Unit (up to 10 lockers sequenced, includes 1 key), required for electronic lock.....	.TLPU	\$ 567

Power + Data Options

Please reference the Power + Data Price List

Wire Management Options

Basket, Under Top MountWBT	\$ 97
Plastic Runner, Under Top MountWRT	\$ 165
Cable Hook LegwayWCK	\$ 119
Canvas LegwayWCL	\$ 100
Plastic Legway.....	.WRL	\$ 78
1 Oval Brush Grommet, Location AWOA	\$ 97
2 Oval Brush Grommets, Location EWOE	\$ 194
1 Oval Brush Grommet, Provide Location Print.....	.WOG	\$ 97
1 Round Grommet, Location AWRA	\$ 76
2 Round Grommets, Location E.....	.WRE	\$ 152
1 Round Grommet, Provide Location PrintWRG	\$ 76

Accessories

Keyboard Platform w/Mouse SurfaceAKP27M	\$ 760
CPU Holder (3" - 9" adjustment).....	.ACPU3-9F	\$ 237
CPU Holder (5" - 8" adjustment).....	.ACPU5-8F	\$ 155
CPU Holder (3" - 5" adjustment).....	.ACPU3F	\$ 155
Table TransportATT3054	\$ 1855
Table Floor Mount Bracket Set.....	.AFB	\$ 57



Questions?




















800 876 2120

- ☐ Overlapping Folding Bases
- Ⓜ Indicates Number of Bases

edge ordering code (radius corner) >
or
edge ordering code (square corner) >
top thickness >

edge ordering code (radius corner) >
or
edge ordering code (square corner) >
top thickness >
top thickness price >






top >
edge >

	Laminate PVC		Laminate T-Mold		Laminate Wood	Laminate Soft PVC	Laminate 1 1/2" Wood		Laminate 1 1/2" Wood	
	Flat		Convex		Flat	Bumper	Square		Bullnose	
										
	LP2R or LP2S 1 1/4"	LP3R or LP3S 1 3/4"	LT2 1 1/4"	LT3 1 3/4"	LW2R or LW2S 1 1/4"	LB2R 1 1/4"	LWS2 1 1/4"	LWS3 1 3/4"	LWB2 1 1/4"	LWB3 1 3/4"
	Fluted				Fluted	Reverse Bevel Acrylic	Fluted			
										
	LPF2R or LPF2S 1 1/4"	LPF3R or LPF3S 1 3/4"			LWF2R or LWF2S 1 1/4"	LMRA2R or LMRA2S 1 1/4"	LWF2 1 1/4"	LWF3 1 3/4"		
	1 1/4"		1 3/4"		1 1/4"		1 1/4"		1 3/4"	
Base Style	Table Description	Model #	Product Wt							
	36 x 48 Fix	BRTI 3648REFX	87		1332	1455	1975	2410	2488	
	36 x 48 Fold ☐	BRTI 3648REFO	91		1744	1865	2388	2822	2901	
	36 x 48 Tilt	BRTI 3648RETL	99		1669	1791	2312	2745	2824	
	36 x 60 Fix	BRTI 3660REFX	109		1440	1560	2127	2588	2667	
	36 x 60 Fold	BRTI 3660REFD	113		1855	1971	2541	3002	3081	
	36 x 60 Tilt	BRTI 3660RETL	121		1778	1896	2463	2927	3004	
	36 x 72 Fix	BRTI 3672REFX	125		1503	1612	2282	2804	2853	
	36 x 72 Fold	BRTI 3672REFD	129		1917	2027	2697	3219	3265	
	36 x 72 Tilt	BRTI 3672RETL	137		1840	1954	2620	3144	3189	
	36 x 84 Fix	BRTI 3684REFX	140		1815	1875	2629	3177	3243	
	36 x 84 Fold	BRTI 3684REFD	144		2231	2288	3040	3588	3658	
	36 x 84 Tilt	BRTI 3684RETL	152		2154	2213	2968	3514	3586	
	36 x 90 Fix	BRTI 3690REFX	155		2009	2199	2967	3608	3694	
	36 x 90 Fold	BRTI 3690REFD	159		2421	2614	3376	4022	4110	
	36 x 90 Tilt	BRTI 3690RETL	167		2346	2538	3307	3949	4033	
	36 x 96 Fix	BRTI 3696REFX	155		2009	2199	2967	3608	3694	
	36 x 96 Fold	BRTI 3696REFD	159		2421	2614	3376	4022	4110	
	36 x 96 Tilt	BRTI 3696RETL	167		2346	2538	3307	3949	4033	
36 x 120 Fix	BRTI 36120REFX Ⓜ	189		2893	3084	4248	5158	5243		

To Order, Specify...

- 1 Model Number
- 2 Top Material
- 3 Edge Style and Thickness
- 4 Edge Color
- 5 Base Color
- 6 Additional Options



Veneer Wood	Veneer 1 1/4" Wood	Veneer 1 1/4" Wood
Flat  VW2R or VW2S 1 1/4"	Square  VWS2 VWS3 1 1/4" 1 1/4"	Bullnose  VWB2 VWB3 1 1/4" 1 1/4"
Fluted  VWF2R or VWF2S 1 1/4"	Fluted  VWF2 VWF3 1 1/4" 1 1/4"	
1 1/4"	1 1/4"	1 1/4"
3143	3458	3599
3557	3870	4015
3479	3796	3938
3325	3660	3804
3743	4076	4220
3668	4000	4144
3699	4081	4235
4113	4496	4648
4037	4423	4571
4025	4445	4625
4439	4857	5037
4365	4784	4964
4297	4755	4951
4710	5166	5365
4637	5093	5290
4297	4755	4951
4710	5166	5365
4637	5093	5290
5650	6222	6420

Base Options

	Code	Price
Assembled Folding Table	BAF	\$ 77
Alternate Table Height 32" & Under	BAH	\$ 100
Alternate Table Height 32" & Over	BSP	\$ call
Adjustable Height, Motorized (Fix)	BAM	\$ 2406
Adjustable Height, Pin (Fix/Tilt)	BAP	\$ 221
Adjustable Height, Pneumatic (Fix/Tilt)	BAT	\$ 1228
Casters (4), Dual Wheel Black		
Hard Wheel (to 72" length)	CAS55	\$ 171
Casters (4), Dual Wheel Black		
Soft Wheel (to 72" length)	CAS57	\$ 171
Mix, Dual Wheel Casters & Glides (to 72" length) ...	BMD	\$ 163
Self-Leveling Glides (4)	GLD04	\$ 49
Stretcher Rail (Fix/Tilt) Finish Same as Base		
Tables 36"H & Over Require a Stretcher Rail	BSR	\$ 243

Finish Options

Chrome	\$ 165
Nickel	\$ 223
Powder Coat, Standard	n/c
Powder Coat, Premium	\$ 165
Platinum	\$ 488

Top Options

Table Link (all four sides)	TLK	\$ 251
Table Link (36" ends only)	TLE	\$ 135
Special Laminate	TSP	call
Custom Cutout (per cutout)	TCC	\$ 120
Laptop Locker (each)	TLA	\$ 1375
(available on fixed tables only, see page 74 for additional information)		
Electronic Lock (per locker)	TLEL	\$ 359
Power Unit (up to 10 lockers sequenced, includes 1 key), required for electronic lock	TLPU	\$ 567

Power + Data Options

Please reference the Power + Data Price List

Wire Management Options

Basket, Under Top Mount	WBT	\$ 97
Plastic Runner, Under Top Mount	WRT	\$ 165
Cable Hook Legway	WCK	\$ 119
Canvas Legway	WCL	\$ 100
Plastic Legway	WRL	\$ 78
1 Oval Brush Grommet, Location A	WOA	\$ 97
2 Oval Brush Grommets, Location E	WOE	\$ 194
1 Oval Brush Grommet, Provide Location Print	WOG	\$ 97
1 Round Grommet, Location A	WRA	\$ 76
2 Round Grommets, Location E	WRE	\$ 152
1 Round Grommet, Provide Location Print	WRG	\$ 76

Accessories

Keyboard Platform w/Mouse Surface	AKP27M	\$ 760
CPU Holder (3" - 9" adjustment)	ACPU3-9F	\$ 237
CPU Holder (5" - 8" adjustment)	ACPU5-8F	\$ 155
CPU Holder (3" - 5" adjustment)	ACPU3F	\$ 155
Table Transport	ATT3054	\$ 1855
Table Floor Mount Bracket Set	AFB	\$ 57



Questions?

800 876 2120

⊕ Indicates Number of Bases

edge ordering code (radius corner) >
or
edge ordering code (square corner) >
top thickness >

edge ordering code (radius corner) >
or
edge ordering code (square corner) >
top thickness >
top thickness price >

Base Style

Table Description

Model #

Product Wt



T2

42 x 72 Fix	BRT2 4272REFX	163
42 x 84 Fix	BRT2 4284REFX	181
42 x 96 Fix	BRT2 4296REFX	199
48 x 96 Fix	BRT2 4896REFX	218
48 x 120 Fix	BRT2 48120REFX ③	274
48 x 144 Fix	BRT2 48144REFX ③	313






top >
edge >

Laminate PVC	Laminate T-Mold	Laminate Wood	Laminate Soft PVC	Laminate 1/2" Wood	Laminate 1/2" Wood
Flat	Convex	Flat	Bumper	Square	Bullnose
 LP2R or LP3R LP2S or LP3S 1 1/4" 1 3/4"	 LT2 LT3 1 1/4" 1 3/4"	 LW2R or LW2S 1 1/4"	 LB2R 1 1/4"	 LWS2 LWS3 1 1/4" 1 3/4"	 LWB2 LWB3 1 1/4" 1 3/4"
Fluted		Fluted	Reverse Bevel Acrylic	Fluted	
 LPF2R or LPF3R LPF2S or LPF3S 1 1/4" 1 3/4"		 LWF2R or LWF2S 1 1/4"	 LMRA2R or LMRA2S 1 1/4"	 LWF2 LWF3 1 1/4" 1 3/4"	
1 1/4"	1 3/4"	1 1/4"	1 1/4"	1 1/4"	1 3/4"
2380	2593	3314	3942	4037	
2538	2792	3758	4574	4723	
2623	2891	3890	4736	4917	
2702	2977	4058	4963	5179	
	4002			6722	
	5080			8049	

To Order, Specify...

- ① Model Number
- ② Top Material
- ③ Edge Style and Thickness
- ④ Edge Color
- ⑤ Base Color
- ⑥ Additional Options



Veneer Wood	Veneer 1 1/4" Wood	Veneer 1 1/4" Wood
Flat  VW2R or VW2S 1 1/4"	Square  VWS2 VWS3 1 1/4" 1 1/4"	Bullnose  VWB2 VWB3 1 1/4" 1 1/4"
Fluted  VWF2R or VWF2S 1 1/4"	Fluted  VWF2 VWF3 1 1/4" 1 1/4"	
1 1/4"	1 1/4"	1 1/4"
4642	5091	5261
5036	5530	5719
5396	5930	6132
5796	6378	6580
		8430
		10123

Base Options

	Code	Price
Alternate Table Height 32" & Under.....	BAH	\$ 100
Alternate Table Height 32" & Over.....	BSP	\$ call
Stretcher Rail (Fix/Tilt) Finish Same as Base		
Tables 36" H & Over Require a Stretcher Rail.....	BSR	\$ 243

Finish Options

Chrome.....	\$ 165
Nickel.....	\$ 223
Powder Coat, Standard.....	n/c
Powder Coat, Premium.....	\$ 165
Platinum.....	\$ 488

Top Options

2-Piece Top (120" length only).....	T2P	\$ 629
Table Link (all four sides).....	TLK	\$ 251
Table Link (42" or 48" ends only).....	TLE	\$ 135
Special Laminate.....	TSP	call
Custom Cutout (per cutout).....	TCC	\$ 120
Laptop Locker (each).....	TLA	\$ 1375
(available on fixed tables only, see page 74 for additional information)		
Electronic Lock (per locker).....	TLEL	\$ 359
Power Unit (up to 10 lockers sequenced, includes 1 key), required for electronic lock.....	TLPU	\$ 567

Power + Data Options

Please reference the Power + Data Price List

Wire Management Options

Basket, Under Top Mount.....	WBT	\$ 97
1 Oval Brush Grommet, Location K.....	WOK	\$ 97
1 Oval Brush Grommet, Provide Location Print.....	WOG	\$ 97
1 Round Grommet, Location K.....	WRK	\$ 76
1 Round Grommet, Provide Location Print.....	WRG	\$ 76
Power Hatch (black), Available in 6" increments...WPH		
24" or less (each).....	\$ 256	
25" to 48" (each).....	\$ 333	
49" to 81" (each).....	\$ 405	

Accessories

Table Floor Mount Bracket Set.....	AFB	\$ 57
------------------------------------	-----	-------



Questions?

800 876 2120

- Overlapping Folding Bases
- Indicates Number of Bases

top >
edge >

edge ordering code >

top thickness >

edge ordering code >

top thickness >

top thickness price >






Laminate PVC	Laminate T-Mold	Laminate Wood	Laminate Soft PVC	Laminate 1 1/2" Wood	Laminate 1 1/2" Wood			
Flat	Convex	Flat	Bumper	Square	Bullnose			
LP2R LP3R	LT2 LT3	LW2R	LB2R	LWS2 LWS3	LWB2 LWB3			
1 1/2" 1 3/4"	1 1/2" 1 3/4"	1 1/2"	1 1/2"	1 1/2" 1 3/4"	1 1/2" 1 3/4"			
Fluted		Fluted	Reverse Bevel Acrylic	Fluted				
LPF2R LPF3R		LWF2R	LMRA2R	LWF2 LWF3				
1 1/2" 1 3/4"		1 1/2"	1 1/2"	1 1/2" 1 3/4"				
1 1/2"	1 3/4"	1 1/2"		1 1/2"	1 3/4"			
Racetrack								
	T1 36 x 72 Fix	BRT1 3672RAFX	121	1888	2083	2848	3492	3608
	36 x 72 Fold	BRT1 3672RAFO	125	2299	2495	3261	3908	4022
	36 x 72 Tilt	BRT1 3672RATL	133	2226	2423	3183	3834	3948
	T2 42 x 84 Fix	BRT2 4284RAFX	178	2697	2971	4116	5069	5189
	42 x 96 Fix	BRT2 4296RAFX	196	2931	3258	4344	5298	5519
	48 x 96 Fix	BRT2 4896RAFX	213	2977	3316	4481	5497	5635
	48 x 120 Fix	BRT2 48120RAFX	269		4296			6828
	48 x 144 Fix	BRT2 48144RAFX	311		5880			8829
	48 x 192 Fix	BRT2 48192RAFX	420		6941			12108
	DI 36 x 72 Fix	BRD1 3672RAFX	151	3462	3658	4423	5068	5182
	42 x 84 Fix	BRD1 4284RAFX	216	4169	4443	5586	6542	6663
	48 x 96 Fix	BRD1 4896RAFX	251	4448	4789	5951	6967	7108
	48 x 120 Fix	BRD1 48120RAFX	326		5767			8302
	48 x 144 Fix	BRD1 48144RAFX	368		8084			11037
	48 x 192 Fix	BRD1 48192RAFX	496		10424			15593
	60 x 144 Fix	BRD1 60144RAFX	420		10280			14057
	60 x 192 Fix	BRD1 60192RAFX	569		14132			19265
Oval								
	T1 36 x 72 Fix	BRT1 3672OVFX	111	2016	2231	3072	3784	3908
	36 x 72 Fold	BRT1 3672OVFO	115	2429	2643	3483	4199	4320
	36 x 72 Tilt	BRT1 3672OVTL	123	2355	2570	3408	4124	4247
	T2 42 x 84 Fix	BRT2 4284OVFX	162		3155			5598
	48 X 96 Fix	BRT2 4896OVFX	192		3541			6092
	48 X 120 Fix	BRT2 48120OVFX	242		4617			7401
	DI 36 x 72 Fix	BRD1 3672OVFX	141		4188			5865
	42 x 84 FIX	BRD1 4284OVFX	200		4628			7069
	48 x 96 Fix	BRD1 4896OVFX	230		5012			7562
	48 x 120 FIX	BRD1 48120OVFX	299		6088			8874

To Order, Specify...

- 1 Model Number
- 2 Top Material
- 3 Edge Style and Thickness
- 4 Edge Color
- 5 Base Color
- 6 Additional Options

Note: Chrome, Nickel & Transparent Powder Coats not available on disc bases



Veneer Wood	Veneer 1 1/4" Wood	Veneer 1 1/4" Wood
Flat  VW2R 1 1/4"	Square  VWS2 VWS3 1 1/4" 1 1/4"	Bullnose  VWB2 VWB3 1 1/4" 1 1/4"
Fluted  VWF2R 1 1/4"	Fluted  VWF2 VWF3 1 1/4" 1 1/4"	
1 1/4"	1 1/4"	1 1/4"
5585	6175	6374
5999	6587	6784
5921	6511	6708
6831	7517	7790
7421	8175	8445
7598	8382	8666
		9610
		13073
		16704
7158	7748	7946
8303	8992	9262
9070	9851	10135
		11084
		15277
		20189
		19065
		25706
6078	6731	6947
6497	7144	7358
6420	7069	7288
		8461
		9423
		10461
		8905
		9932
		10893
		11938

Base Options

	Code	Price
Assembled Folding Table	BAF	\$ 77
Alternate Table Height 32" & Under	BAH	\$ 100
Alternate Table Height 32" & Over	BSP	\$ call
Casters (4), Dual Wheel Black Hard Wheel Tl.	CAS55	\$ 171
Casters (4), Dual Wheel Black Soft Tl.	CAS57	\$ 171
Mix, Dual Wheel Casters & Glides Tl.	BMD	\$ 163
Self-Leveling Glides (4) Tl.	GLD04	\$ 49
Stretcher Rail (Fix/Tilt) Finish Same as Base	BSR	\$ 243

Finish Options

Chrome (not available on disc bases)	\$ 165
Nickel (not available on disc bases)	\$ 223
Powder Coat, Standard	n/c
Powder Coat, Premium	\$ 165
Platinum	\$ 488

Top Options

2-Piece Top (120" length only)	T2P	\$ 629
Special Laminate	TSP	call
Custom Cutout (per cutout)	TCC	\$ 120

Power + Data Options

Please reference the Power + Data Price List

Wire Management Options

Basket, Under Top Mount	WBT	\$ 97
Cable Hook Legway Tl.	WCK	\$ 119
Canvas Legway	WCL	\$ 100
Plastic Legway Tl.	WRL	\$ 78
1 Oval Brush Grommet, Location K	WOK	\$ 97
1 Oval Brush Grommet, Provide Location Print.	WOG	\$ 97
1 Round Grommet, Location K	WRK	\$ 76
1 Round Grommet, Provide Location Print	WRG	\$ 76
Power Hatch (black), Available in 6" increments ...	WPH	
24" or less (each)		\$ 256
25" to 48" (each)		\$ 333
49" to 81" (each)		\$ 405

Accessories

Table Transport	ATT3054	\$ 1855
Table Floor Mount Bracket Set	AFB	\$ 57



Questions?

800 876 2120

⊕ Indicates Number of Bases

top >
edge >

edge ordering code >

top thickness >

edge ordering code >

top thickness >

top thickness price >

Laminate PVC	Laminate T-Mold	Laminate Wood	Laminate Soft PVC	Laminate 1 1/2" Wood	Laminate 1 1/2" Wood
Flat	Convex	Flat	Bumper	Square	Bullnose
LP2R LP3R	LT2 LT3	LW2R	LB2R	LWS2 LWS3	LWB2 LWB3
1 1/4" 1 3/4"	1 1/4" 1 3/4"	1 1/4"	1 1/4"	1 1/4" 1 3/4"	1 1/4" 1 3/4"
Fluted		Fluted	Reverse Bevel Acrylic	Fluted	
LPF2R LPF3R		LWF2R	LMRA2R	LWF2 LWF3	
1 1/4" 1 3/4"		1 1/4"	1 1/4"	1 1/4" 1 3/4"	
1 1/4"	1 3/4"	1 1/4"	1 1/4"	1 1/4"	1 3/4"






Base Style	Table Description	Model #	Product Wt	1 1/4"	1 3/4"	1 1/4"	1 1/4"	1 3/4"
 T2	30 x 42 x 96 Fix	BRT2 3096BTFX	196	3092	3490	4736	5845	5984
	36 x 48 x 96 Fix	BRT2 3696BTFX	217	3059	3463	4822	6004	6156
	36 x 48 x 120 Fix	BRT2 36120BTFX ③	270		4951			8010
	36 x 48 x 144 Fix	BRT2 36144BTFX ③	308		6331			9596
 D1	30 x 42 x 96 Fix	BRD1 3096BTFX	234	4507	4908	6151	7263	7398
	36 x 48 x 96 Fix	BRD1 3696BTFX	255	4530	4936	6294	7477	7625
	36 x 48 x 120 Fix	BRD1 36120BTFX ③	327		7157			10216
	36 x 48 x 144 Fix	BRD1 36144BTFX ③	365		8542			11807

Note: Chrome, Nickel & Transparent Powder Coats not available on disc bases

To Order, Specify...

- ① Model Number
- ② Top Material
- ③ Edge Style and Thickness
- ④ Edge Color
- ⑤ Base Color
- ⑥ Additional Options



Veneer Wood	Veneer 1 1/4" Wood	Veneer 1 1/4" Wood
Flat	Square	Bullnose
		
VW2R	VWS2 VWS3	VWB2 VWB3
1 1/4"	1 1/4" 1 1/4"	1 1/4" 1 1/4"
Fluted	Fluted	
		
VWF2R	VWF2 VWF3	
1 1/4"	1 1/4" 1 1/4"	
1 1/4"	1 1/4"	1 1/4"
8179	9005	9305
8311	9181	9464
		11071
		14255
9594	10421	10723
9783	10650	10935
		13280
		16464

Base Options

	Code	Price
Alternate Table Height 32" & Under.....	BAH	\$ 100
Alternate Table Height 32" & Over.....	BSP	\$ call

Finish Options

Chrome (not available on disc bases).....	\$ 165
Nickel (not available on disc bases).....	\$ 223
Powder Coat, Standard.....	n/c
Powder Coat, Premium.....	\$ 165
Platinum.....	\$ 488

Top Options

2-Piece Top (120" length only).....	T2P	\$ 629
Special Laminate.....	TSP	call
Custom Cutout (per cutout).....	TCC	\$ 120

Power + Data Options

Please reference the Power + Data Price List

Wire Management Options

Basket, Under Top Mount.....	WBT	\$ 97
Plastic Runner, Under Top Mount.....	WRT	\$ 165
1 Oval Brush Grommet, Location K.....	WOK	\$ 97
1 Oval Brush Grommet, Provide Location Print.....	WOG	\$ 97
1 Round Grommet, Location K.....	WRK	\$ 76
1 Round Grommet, Provide Location Print.....	WRG	\$ 76
Power Hatch (black), Available in 6" increments...WPH		
24" or less (each).....		\$ 256
25" to 48" (each).....		\$ 333
49" to 81" (each).....		\$ 405

Accessories

Table Floor Mount Bracket Set.....	AFB	\$ 57
------------------------------------	-----	-------

Brattice

Split Top, Corner,
Video Wedge + Transition



VERSTEEL

Questions?

800 876 2120

top >
edge >

edge ordering code (radius corner) >
or
edge ordering code (square corner) >
top thickness >

edge ordering code (radius corner) >
or
edge ordering code (square corner) >
top thickness >
top thickness price >

Laminate PVC	Laminate T-Mold	Laminate Wood	Laminate Soft PVC	Laminate 1 1/2" Wood			
Flat	Convex	Flat	Bumper	Square			
LP2R or LP2S 1 1/4"	LP3R or LP3S 1 3/4"	LT2 LT3 1 1/4" 1 3/4"	LW2R or LW2S 1 1/4"	LB2R 1 1/4"			
LWS2 1 1/4"	LWS3 1 3/4"						
Fluted		Fluted	Reverse Bevel Acrylic	Fluted			
LPF2R or LPF2S 1 1/4"	LPF3R or LPF3S 1 3/4"	LWF2R or LWF2S 1 1/4"	LMRA2R or LMRA2S 1 1/4"	LWF2 1 1/4"			
LWF3 1 3/4"				LWF3 1 3/4"			
1 1/4"	1 3/4"	1 1/4"	1 1/4"	1 1/4" 1 3/4"			
Split Top							
36 x 48 Split Rectangle Fix	BRTI 3648RSFX	105	3248	3479	4006	4401	4476
36 x 60 Split Rectangle Fix	BRTI 3660RSFX	121	3416	3542	4345	4834	4908
36 x 72 Split Rectangle Fix	BRTI 3672RSFX	141	3586	3746	4685	5287	5382
Corner							
24 x 42 Fix	BRTI 2442CRFX	90	1748	1838	2415	2753	2805
30 x 48 Fix	BRTI 3048CRFX	109	1860	2073	2559	2924	2977
Video Wedge							
24 x 48 Fix	BRTI 2448VWFX	48	1422	1632	2035	2459	2570
30 x 60 Fix	BRTI 3060VWFX	65	1670	1946	2514	3086	3216
36 x 72 Fix	BRTI 3672VWFX	85	1996	2358	3062	3792	3942
Transition							
24 x 30 Fix	BRTI 2430TRFX	47	1240	1373	1696	1954	1994
30 x 30 Fix	BRTI 3030TRFX	54	1255	1386	1710	1967	2011
36 x 30 Fix	BRTI 3630TRFX	58	1322	1472	1913	2199	2314

Base Style

Table Description

Model #

Product Wt







T1

To Order, Specify...

- 1 Model Number
- 2 Top Material
- 3 Edge Style and Thickness
- 4 Edge Color
- 5 Base Color
- 6 Additional Options



Veneer Wood	Veneer 1 1/4" Wood	
Flat	Square	
		
VW2R or VW2S 1 1/4"	VWS2 1 1/4"	VWS3 1 1/4"
Fluted	Fluted	
		
VWF2R or VWF2S 1 1/4"	VWF2 1 1/4"	VWF3 1 1/4"
1 1/4"	1 1/4"	1 1/4"
5729	6132	6522
6165	6617	7081
6684	7186	7646
3613	3918	4009
4131	4497	4618
3266	3565	3758
3910	4282	4534
4714	5169	5481
2697	2927	3000
2712	2945	3015
3105	3388	3475

Base Options

	Code	Price
Alternate Table Height 32" & Under.....	BAH	\$ 100
Alternate Table Height 32" & Over.....	BSP	\$ call
Adjustable Height, Pneumatic (Fix/Tilt).....	BAT	\$ 1228
Casters (4), Dual Wheel Black Hard Wheel.....	CAS55	\$ 171
Casters (4), Dual Wheel Black Soft Wheel.....	CAS57	\$ 171
Mix, Dual Wheel Casters & Glides.....	BMD	\$ 163
Self-Leveling Glides (4).....	GLD04	\$ 49
Stretcher Rail (Finish Same as Base).....	BSR	\$ 243

Finish Options

Chrome.....	\$ 165
Nickel.....	\$ 223
Powder Coat, Standard.....	n/c
Powder Coat, Premium.....	\$ 165
Platinum.....	\$ 488

Top Options

Table Link.....	TLK	\$ 251
Special Laminate.....	TSP	call
Custom Cutout (per cutout).....	TCC	\$ 120

Power + Data Options

Please reference the Power + Data Price List

Wire Management Options

Basket, Under Top Mount.....	WBT	\$ 97
Cable Hook Legway.....	WCK	\$ 119
Canvas Legway.....	WCL	\$ 100
Plastic Legway.....	WRL	\$ 78
1 Oval Brush Grommet, Provide Location Print.....	WOG	\$ 97
1 Round Grommet, Provide Location Print.....	WRG	\$ 76

Accessories

Table Floor Mount Bracket Set.....	AFB	\$ 57
------------------------------------	-----	-------

Brattice
Trapezoid,
Crescent + Teardrop



Questions?

800 876 2120

Overlapping Folding Bases

edge ordering code (radius corner) >
or
edge ordering code (square corner) >
top thickness >

edge ordering code (radius corner) >
or
edge ordering code (square corner) >
top thickness >

top >
edge >





		Laminate PVC		Laminate T-Mold		Laminate Wood		Laminate Soft PVC		Laminate 1 1/2" Wood	
		Flat		Convex		Flat		Bumper		Square	
		LP2R or LP2S 1 1/4"	LP3R or LP3S 1 3/4"	LT2 1 1/4"	LT3 1 3/4"	LW2R or LW2S 1 1/4"		LB2R 1 1/4"		LWS2 1 1/4"	LWS3 1 3/4"
		Fluted				Fluted		Reverse Bevel Acrylic		Fluted	
		LPF2R or LPF2S 1 1/4"	LPF3R or LPF3S 1 3/4"			LWF2R or LWF2S 1 1/4"		LMRA2R or LMRA2S 1 1/4"		LWF2 1 1/4"	LWF3 1 3/4"
		1 1/4"		1 3/4"		1 1/4"		1 1/4"		1 1/4"	
		1 1/4"		1 3/4"		1 1/4"		1 1/4"		1 1/4"	
		1 1/4"		1 3/4"		1 1/4"		1 1/4"		1 1/4"	
Base Style	Table Description	Model #	Product Wt								
<p>T1</p>	Trapezoid										
	24 x 24 x 24 x 48 Fix	BRT1 2448TZFX	49	1225	1333		1724		2067	2112	
	24 x 24 x 24 x 48 Slim-Tilt	BRT1 2448TZST	61	1565	1670		2058		2401	2453	
	24 x 48 x 24 x 72 Fix	BRT1 2472TZFX	70	1484	1609		2117		2548	2595	
	24 x 48 x 24 x 72 Fold <input checked="" type="checkbox"/>	BRT1 2472TZFO	72	1895	2019		2530		2962	3010	
	24 x 48 x 24 x 72 Slim-Tilt	BRT1 2472TZST	82	1822	1949		2457		2891	2935	
	30 x 30 x 30 x 60 Fix	BRT1 3060TZFX	69	1419	1608		2088		2543	2619	
	30 x 30 x 30 x 60 Slim-Tilt	BRT1 3060TZST	81	1757	1947		2427		2882	2960	
	36 x 36 x 36 x 72 Fix	BRT1 3672TZFX	90	1676	1908		2506		3063	3154	
	36 x 36 x 36 x 72 Fold <input checked="" type="checkbox"/>	BRT1 3672TZFO	94	2091	2319		2919		3479	3567	
36 x 36 x 36 x 72 Tilt	BRT1 3672TZTL	102	2016	2246		2843		3402	3490		
<p>T1</p>	Crescent										
	24 x 48 x 75 Fix	BRT1 2475CTFX	72	1548	1812		2314		2832	2946	
	24 x 48 x 75 Fold <input checked="" type="checkbox"/>	BRT1 2475CTFO	76	1963			2728		3247		
	24 x 60 x 94 Fix	BRT1 2494CTFX	92	2246	2585		3361		4112	4237	
	24 x 60 x 94 Fold <input checked="" type="checkbox"/>	BRT1 2494CTFO	96	2663			3775		4527		
	30 x 60 x 94 Fix	BRT1 3094CTFX	105	2302	2655		3409		4162	4287	
	30 x 60 x 94 Fold <input checked="" type="checkbox"/>	BRT1 3094CTFO	109	2715			3826		4574		
	36 x 72 x 113 Fix	BRT1 36113CTFX	141	2664	3128		4446		5648	5813	
36 x 72 x 113 Fold	BRT1 36113CTFD	145	3079			4859		6063			
<p>X4</p>	Teardrop										
	42 x 24 Fix	BRX4 4224TDFX	89	1938	2178		2765		3324	3443	
	52 x 30 Fix	BRX4 5230TDFX	111	2319	2651		3391		4112	4225	
<p>DI</p>											
	42 x 24 Fix	BRD1 4224TDFX	123	2804	3046		3631		4192	4308	
	52 x 30 Fix	BRD1 5230TDFX	146	3188	3619		4376		4978	5240	

To Order, Specify...

- 1 Model Number
- 2 Top Material
- 3 Edge Style and Thickness
- 4 Edge Color
- 5 Base Color
- 6 Additional Options

Note: Chrome, Nickel & Transparent Powder Coats not available on disc bases



Veneer Wood	Veneer 1 1/4" Wood	
Flat	Square	
		
VWF2R or VWF2S 1 1/4"	VWS2 1 1/4"	VWS3 1 1/4"
Fluted	Fluted	
		
VWF2R or VWF2S 1 1/4"	VWF2 1 1/4"	VWF3 1 1/4"
1 1/4"	1 1/4"	1 1/4"
3075	3350	3445
3409	3685	3782
3529	3863	4026
3944	4279	4441
3870	4204	4366
3417	3731	3837
3755	4069	4175
3887	4248	4384
4301	4665	4799
4224	4588	4725
3517	3842	4051
3933	4256	
5002	5497	5659
5417	5908	
4314	4727	4912
4727	5141	
5805	6381	6749
6220	6796	
3559	3842	3962
4264	4631	4746
4425	4710	4829
5131	5498	5613

Base Options

	Code	Price
Alternate Table Height 32" & Under	BAH	\$ 100
Alternate Table Height 32" & Over	BSP	\$ call
Adjustable Height, Pneumatic T1 (Fix/Tilt)	BAT	\$ 1228
Adjustable Height, Pneumatic D1 (Fix)	BAX	\$ 738
Casters (4), Dual Wheel Black Hard Wheel	CAS55	\$ 171
Casters (4), Dual Wheel Black Soft Wheel	CAS57	\$ 171
Mix, Dual Wheel Casters & Glides T1	BMD	\$ 163
Self-Leveling Glides (4) T1, X4	GLD04	\$ 49
Stretcher Rail T1 (Fix/Tilt) Finish Same as Base	BSR	\$ 243

Finish Options

Chrome (not available on disc bases)	\$ 165
Nickel (not available on disc bases)	\$ 223
Powder Coat, Standard	n/c
Powder Coat, Premium	\$ 165
Platinum	\$ 488

Top Options

Table Link	TLK	\$ 251
Special Laminate	TSP	call
Custom Cutout (per cutout)	TCC	\$ 120

Power + Data Options

Please reference the Power + Data Price List

Wire Management Options

Basket, Under Top Mount	WBT	\$ 97
Cable Hook Legway T1	WCK	\$ 119
Canvas Legway	WCL	\$ 100
Plastic Legway T1	WRL	\$ 78
1 Oval Brush Grommet, Provide Location Print	WOG	\$ 97
1 Round Grommet, Provide Location Print	WRG	\$ 76

Accessories

Table Transport	ATT3054	\$ 1855
Table Floor Mount Bracket Set	AFB	\$ 57

Brattice
Half Round
+ Quarter Round



Questions?

800 876 2120

- ☑ Overlapping Folding Bases
- Ⓜ Indicates Number of Bases

top >
edge >

edge ordering code (radius corner) >
or
edge ordering code (square corner) >
top thickness >

edge ordering code (radius corner) >
or
edge ordering code (square corner) >
top thickness >
top thickness price >





				Laminate PVC	Laminate T-Mold	Laminate Wood	Laminate Soft PVC	Laminate 1/4" Wood	
				Flat	Convex	Flat	Bumper	Square	
				LP2R or LP2S 1 1/4"	LP3R or LP3S 1 3/4"	LT2 or LT3 1 1/4"	LW2R or LW2S 1 1/4"	LB2R or LW2S 1 1/4"	
				Fluted		Fluted	Reverse Bevel Acrylic	Fluted	
				LPF2R or LPF2S 1 1/4"	LPF3R or LPF3S 1 3/4"	LWF2R or LWF2S 1 1/4"	LMRA2R or LMRA2S 1 1/4"	LWF2 or LWF3 1 1/4"	
				1 1/4"	1 3/4"	1 1/4"	1 1/4"	1 1/4"	
 TI	Half Round								
	24 x 48 Fix	BRTI 2448HFFX	54	1225	1387	1696	2019	2108	
	30 x 60 Fix	BRTI 3060HFFX	74	1421	1631	2070	2512	2613	
	30 x 60 Fold ☑	BRTI 3060HFFO	78	1834	2043	2483	2923	3024	
	30 x 60 Slim-Tilt	BRTI 3060HFST	86	1759	1969	2410	2853	2949	
	36 x 72 Fix	BRTI 3672HFFX	102	1676	1955	2498	3056	3175	
	36 x 72 Fold ☑	BRTI 3672HFFO	106	2089	2366	2911	3468	3586	
36 x 72 Slim-Tilt	BRTI 3672HFST	114	2015	2292	2833	3393	3510		
 NB	Quarter Round								
	24 No Base (link included)	BRNB 24QR	16	753	880	1040	1243	1293	
	30 Fix (link included)	BRTI 30QRFX ①	39	1124	1262	1480	1731	1792	
	30 Tilt (link included)	BRTI 30QRTL ①	45	1295	1429	1648	1901	1963	
	36 Fix (link included)	BRTI 36QRFX ①	49	1208	1385	1661	1975	2028	
	36 Tilt (link included)	BRTI 36QRTL ①	55	1380	1552	1831	2145	2199	
	 XI	30 Fix	BRXI 30QRFX	50	1156	1297	1513	1767	1827
		30 Tilt	BRXI 30QRTL	54	1326	1463	1684	1933	1995
		36 Fix	BRXI 36QRFX	61	1243	1419	1696	2010	2066
		36 Tilt	BRXI 36QRTL	64	1413	1586	1864	2178	2233

Note: Please refer to page 12 in the All Tables Price List for the standard laminate/grain direction on these tops

To Order, Specify...

- ① Model Number
- ② Top Material
- ③ Edge Style and Thickness
- ④ Edge Color
- ⑤ Base Color
- ⑥ Additional Options



Veneer Wood	Veneer 1 1/4" Wood	
Flat	Square	
		
VW2R or VW2S 1 1/4"	VWS2 1 1/4"	VWS3 1 1/4"
Fluted	Fluted	
		
VWF2R or VWF2S 1 1/4"	VWF2 1 1/4"	VWF3 1 1/4"
1 1/4"	1 1/4"	1 1/4"
2643	2872	3024
3144	3428	3627
3559	3840	4041
3483	3769	3966
3765	4116	4353
4175	4528	4768
4101	4452	4693
1724	1886	1931
2224	2410	2536
2392	2579	2702
2454	2664	2880
2620	2831	3049
2257	2441	2570
2426	2614	2740
2486	2697	2916
2652	2866	3082

Base Options

	Code	Price
Assembled Folding Table	BAF	\$ 77
Alternate Table Height 32" & Under	BAH	\$ 100
Alternate Table Height 32" & Over	BSP	\$ call
Adjustable Height, Pneumatic T1 (Fix/Tilt)	BAT	\$ 1228
Adjustable Height, Pneumatic X1 (Fix/Tilt)	BAX	\$ 738
Casters (4), Dual Wheel Black Hard Wheel	CAS55	\$ 171
Casters (4), Dual Wheel Black Soft Wheel	CAS57	\$ 171
Mix, Dual Wheel Casters & Glides T1	BMD	\$ 163
Self-Leveling Glides (4)	GLD04	\$ 49
Stretcher Rail T1 (Fix/Tilt) Finish Same as Base	BSR	\$ 243

Finish Options

Chrome	\$ 165
Nickel	\$ 223
Powder Coat, Standard	n/c
Powder Coat, Premium	\$ 165
Platinum	\$ 488

Top Options

Table Link	TLK	\$ 251
Special Laminate	TSP	call
Custom Cutout (per cutout)	TCC	\$ 120

Power + Data Options

Please reference the Power + Data Price List

Wire Management Options

Basket, Under Top Mount	WBT	\$ 97
Plastic Runner, Under Top Mount	WRT	\$ 165
Cable Hook Legway T1	WCK	\$ 119
Canvas Legway	WCL	\$ 100
Plastic Legway T1	WRL	\$ 78
1 Oval Brush Grommet, Provide Location Print	WOG	\$ 97
1 Round Grommet, Provide Location Print	WRG	\$ 76

Accessories

Table Transport	ATT3054	\$ 1855
Table Floor Mount Bracket Set	AFB	\$ 57



Questions?










800 876 2120

⊕ Indicates Number of Bases

edge ordering code (radius corner) >
or
edge ordering code (square corner) >
top thickness >

edge ordering code (radius corner) >
or
edge ordering code (square corner) >
top thickness >
top thickness price >

top >
edge >

Base Style	Table Description	Model #	Product Wt	Laminate PVC	Laminate T-Mold	Laminate Wood	Laminate Soft PVC	Laminate 1/4" Wood
				Flat	Convex	Flat	Bumper	Square
				 LP2R or LP2S 1 1/4"	 LT2 or LT3 1 1/4"	 LW2R or LW2S 1 1/4"	 LB2R 1 1/4"	 LWS2 or LWS3 1 1/4"
				Fluted		Fluted	Reverse Bevel Acrylic	Fluted
				 LPF2R or LPF2S 1 1/4"		 LWF2R or LWF2S 1 1/4"	 LMRA2R or LMRA2S 1 1/4"	 LWF2 or LWF3 1 1/4"
				1 1/4"	1 3/4"	1 1/4"	1 1/4"	1 1/4" 1 3/4"
	18° Wedge							
NB	24 No Base (link included)	BRNB 18D24WG	12	797	883		1133	1374 1406
	30 No Base (link included)	BRNB 18D30WG	16	847	935		1361	1719 1763
	36 No Base (link included)	BRNB 18D36WG	20	857	997		1418	1804 1860
	30° Wedge							
NB	24 No Base (link included)	BRNB 30D24WG	11	797	883		1133	1374 1406
	30 No Base (link included)	BRNB 30D30WG	15	847	935		1361	1719 1763
	36 No Base (link included)	BRNB 30D36WG	20	857	997		1418	1804 1860
	45° Wedge							
NB	24 No Base (link included)	BRNB 45D24WG	10	797	883		1133	1374 1406
	30 No Base (link included)	BRNB 45D30WG	15	847	935		1361	1719 1763
TI	36 Fix (link included)	BRTI 45D36WGFx ①	34	1183	1323		1742	2129 2186
	36 Tilt (link included)	BRTI 45D36WGTL ①	40	1351	1492		1913	2298 2355
	60° Wedge							
NB	24 No Base (link included)	BRNB 60D24WG	10	797	883		1133	1374 1406
TI	30 Fix (link included)	BRTI 60D30WGFx ①	28	1165	1256		1684	2038 2082
	30 Tilt (link included)	BRTI 60D30WGTL ①	34	1333	1423		1852	2205 2250
	36 Fix (link included)	BRTI 60D36WGFx ①	36	1174	1262		1690	2043 2088
	36 Tilt (link included)	BRTI 60D36WGTL ①	42	1344	1429		1859	2209 2259
	90° Wedge							
NB	24 No Base (link included)	BRNB 90D24WG	12	797	883		1133	1374 1406
TI	30 Fix (link included)	BRTI 90D30WGFx ①	31	1165	1256		1684	2038 2082
	30 Tilt (link included)	BRTI 90D30WGTL ①	37	1333	1423		1852	2205 2250
	36 Fix (link included)	BRTI 90D36WGFx ①	38	1174	1262		1690	2043 2088
	36 Tilt (link included)	BRTI 90D36WGTL ①	44	1344	1429		1859	2209 2259







To Order, Specify...

- ① Model Number
- ② Top Material
- ③ Edge Style and Thickness
- ④ Edge Color
- ⑤ Base Color
- ⑥ Additional Options

Note: Please refer to page 12 in the All Tables Price List for the standard laminate/grain direction on these tops



Veneer Wood	Veneer 1 1/4" Wood	
Flat	Square	
		
VW2R or VW2S 1 1/4"	VWS2 1 1/4"	VWS3 1 1/4"
Fluted	Fluted	
		
VWF2R or VWF2S 1 1/4"	VWF2 1 1/4"	VWF3 1 1/4"
1 1/4"	1 1/4"	1 1/4"
2461	2706	2883
3099	3417	3840
3887	4287	4493
2461	2706	2883
3099	3417	3840
3887	4287	4493
2461	2706	2883
3099	3417	3840
4424	4851	5057
4592	5020	5225
2461	2706	2883
3627	3969	4400
3796	4140	4567
3633	3974	4403
3803	4146	4574
2461	2706	2883
3627	3969	4400
3796	4140	4567
3633	3974	4403
3803	4146	4574

Base Options

	Code	Price
Alternate Table Height 32" & Under.....	BAH	\$ 100
Alternate Table Height 32" & Over.....	BSP	\$ call
Adjustable Height, Pneumatic (Fix/Tilt).....	BAT	\$ 1228
Casters (4), Dual Wheel Black Hard Wheel.....	CAS55	\$ 171
Casters (4), Dual Wheel Black Soft Wheel.....	CAS57	\$ 171
Self-Leveling Glides (2).....	GLD04	\$ 49

Finish Options

Chrome	\$ 165
Nickel.....	\$ 223
Powder Coat, Standard.....	n/c
Powder Coat, Premium.....	\$ 165
Platinum.....	\$ 488

Top Options

Special Laminate.....	TSP	call
Custom Cutout (per cutout).....	TCC	\$ 120

Accessories

Table Transport.....	ATT3054	\$ 1855
Table Floor Mount Bracket Set.....	AFB	\$ 57

**Tops**

The round, square, rectangle and oval clear or frosted glass tops are $\frac{3}{8}$ " thick with a polished edge.

Bases

Bases have welded and brazed joints. The glide assembly is a rectangular hard nylon housing with an adjustable glide insert and a soft polymer cap. Welded threaded screws on the base attach securely through holes in the top with round stainless steel pucks. Available in any standard powder coat, Chrome or Nickel.

Table Heights

Round, square and rectangle tables are available in 16 $\frac{1}{2}$ ", 22 $\frac{1}{2}$ ", 29" and 42" table heights. The oval table height is 16 $\frac{1}{2}$ "

Shipping Schedule**Standard Items**

Glass 4 WEEKS

Contact Versteel Customer Service for special lead time requests.

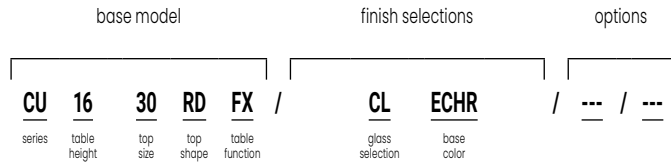
BIFMA

All Versteel products are constructed to pass the relevant ANSI/BIFMA standards. For more detailed specifications by series and base style, contact Versteel Customer Service at 800.876.2120.

Additional information regarding warranty, terms and conditions, shipping, care and maintenance, etc. can be found in the All Tables price list.

To Order, Specify...

- 1 Model Number
- 2 Glass Selection (Clear or Frosted)
- 3 Base Color



A **CU16 30RDFX** is a Curvare series 16 1/2" tall 30" round table with fixed base.

The codes **CL / ECHR** specify a clear glass top and Chrome base color.

Model Number **CU16 30RDFX**



Orders may be sent via

Mailing Address
 Versteel
 2332 Cathy Lane
 Jasper IN 47546

Contact Versteel

Email contact@versteel.com
Phone 800 876 2120
 812 634 2120
Fax 812 482 9318

Studio Steel®

Versteel’s “urban fabrication” process leaves the telltale signs of welding and assembly on the surface, highlighting a manufacturing aesthetic. Choosing a clear or transparent powder coat is recommended, allowing tonal striations (created as a result of extreme heat), natural textures, and the inherent qualities of raw steel to show through.

Studio Steel Process \$165

Powder Coat Finish Options

Powder Coat – Standard n/c
 Powder Coat – Premium (Hope) \$165
 Powder Coat – Premium (Platinum) \$488

Powder Coat Colors

AlloyPALY	MintPMNT
AmethystPAME	NavyPNAV
AnthracitePANT	NimbusPNIM
Black AnodizedPBLA	NutmegPNUT
BronzePBRO	◆ PacificPPAC
CalypsoPCAL	PearlPPEA
CarbonPCAR	PebblePPEB
ChampagnePCHA	Ⓟ PlatinumPPLA
CoconutPCOC	PoppyPPOP
◆ CopperPCOP	◆ RavenPRAV
CrimsonPCRI	RoyalPROY
◆ CrystalPCRY	SeasidePSEA
DaffodilPDAF	ShipyardsPSHI
EbonyPEBO	SilverPSIL
ForestPFOR	SnowPSNO
FossilPFOS	StonePSTO
◆ GarnetPGAR	StormPSTM
◆ GoldPGOL	Terra CottaPTEC
GraphitePGRA	WhisperPWHI
Ⓟ HopePHOP	White LinenPWHL
Kelly GreenPKEG	Powder Coat Alternative .	.OPA
◆ MattePMAT		
MicaPMIC		

Transparent Powder Coats (indicated by ◆)

Please note that the transparent characteristics of these powders allow all natural welds and textures inherent to raw steel to be visible.

Premium Powder Coats (indicated by Ⓟ)

Versteel’s premium process uses specially formulated powder coats for a truly unique color palette.

Chrome

Versteel applies a deep luster nickel chrome plated finish. Chrome is the most durable finish available.

Chrome ECHR

For Chrome, an upcharge applies (see pricing pages for upcharge).

Nickel

Versteel applies a nickel plated finish with a clear coat for durability.

Nickel ENKL

For Nickel, an upcharge applies (see pricing pages for upcharge).

Glass Selection

Clear CL


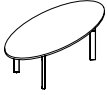
Frosted FR

Finish Reference & Samples

For finish color reference, please refer to our website. Contact Versteel Customer Service to receive actual color samples for color matches and final color approval.


Questions?



800 876 2120

Base Style	Table Description	Model #	Product Wt	top >		Frosted Glass	
				Clear Glass			
				top thickness price >		3/4"	
base >				Powder	Chrome	Powder	Chrome
	Round						
	20 x 16.5	CUI6 20RDFX	34	1144	1511	1611	1981
	24 x 16.5	CUI6 24RDFX	45	1454	1800	2069	2410
	30 x 16.5	CUI6 30RDFX	67	1906	2272	2770	3132
	20 x 22.5	CU22 20RDFX	37	1191	1617	1662	2086
	24 x 22.5	CU22 24RDFX	48	1511	1911	2124	2522
	30 x 22.5	CU22 30RDFX	70	1968	2386	2829	3248
	20 x 29	CU29 20RDFX	39	1262	1736	1728	2203
	24 x 29	CU29 24RDFX	50	1583	2027	2198	2639
	30 x 29	CU29 30RDFX	72	2040	2508	2901	3370
	20 x 42	CU42 20RDFX	47	1346	1927	1812	2397
	24 x 42	CU42 24RDFX	56	1640	2217	2253	2828
	30 x 42	CU42 30RDFX	80	2136	2708	2999	3568
	Oval						
22 x 48 x 16.5	CUI6 2248OVFX	78	1728	2114	2297	2685	

To Order, Specify...

- 1 Model Number
- 2 Glass Selection
- 3 Base Color



Base Style	Table Description	Model #	Product Wt	top >		Frosted Glass	
				Clear Glass			
				top thickness price >		3/4"	
				Powder	Chrome	Powder	Chrome
	Square						
	20 x 16.5	CUI6 20SQFX	43	1300	1648	1827	2174
	24 x 16.5	CUI6 24SQFX	58	1631	1994	2326	2689
	30 x 16.5	CUI6 30SQFX	84	2199	2578	3189	3567
	20 x 22.5	CU22 20SQFX	46	1360	1759	1888	2285
	24 x 22.5	CU22 24SQFX	61	1692	2108	2387	2804
	30 x 22.5	CU22 30SQFX	87	2260	2697	3254	3688
	20 x 29	CU29 20SQFX	48	1435	1896	1962	2424
	24 x 29	CU29 24SQFX	63	1771	2251	2466	2948
	30 x 29	CU29 30SQFX*	89	2345	2848	3338	3836
	20 x 42	CU42 20SQFX	59	1525	2053	2052	2581
	24 x 42	CU42 24SQFX	73	1862	2413	2557	3110
	30 x 42	CU42 30SQFX*	99	2454	3026	3444	4019
		Rectangle					
14 x 17 x 16.5		CUI6 1417REFX	30	790	1157	951	1315
16 x 19 x 16.5		CUI6 1620REFX	35	952	1298	1160	1506
21 x 25 x 16.5		CUI6 2125REFX	53	1269	1633	1621	1987
14 x 17 x 22.5		CU22 1417REFX	32	841	1266	1000	1426
16 x 19 x 22.5		CU22 1620REFX	37	1011	1411	1221	1620
21 x 25 x 22.5		CU22 2125REFX	56	1332	1748	1684	2103
14 x 17 x 29		CU29 1417REFX	35	908	1385	1069	1542
16 x 19 x 29		CU29 1620REFX	40	1081	1529	1295	1740
21 x 25 x 29		CU29 2125REFX	58	1403	1872	1756	2226
14 x 17 x 42		CU42 1417REFX	42	994	1573	1153	1731
16 x 19 x 42		CU42 1620REFX	45	1139	1716	1349	1927
21 x 25 x 42		CU42 2125REFX	67	1500	2071	1850	2424

*Models not available in Chrome

**Tops**

Pneumatic table top size is 24" wide x 30" long with an ADA top size of 28" wide x 38" long. The Tide top shape provides a curve on the user side for a more comfortable fit. Tops are available in any standard laminate with a 1" top thickness, PVC edge and radius corners.

Bases

Darby tables are available in two different adjustable height options: pneumatic (standard table) or crank (ADA table). Pneumatic table height adjustment is 29 1/4" to 46 5/8". The crank table height adjustment is 29 1/4" to 47". Bases are available in three colors: Black, Silver or White.

Features + Benefits

Tables are standard with two locking and two non-locking casters, black cup holder and book tray. Powder coat for the book tray and trim around the cup holder coordinate with the base color.

Laminate and Veneer, Standard Core Construction

The standard top construction consists of 45-50 lb particleboard, surfaced with a high pressure laminate. A backer sheet is laminated to the underside of the top. Tops are shipped pre-drilled for field installation of bases and accessories.

**PVC Flat**

Edge of 2mm PVC hot melt banded to the top with $\frac{1}{8}$ " radius at the top and bottom with radius corners.

Offered in *twenty-one (21) standard colors.*

Shipping Schedule**Standard Items**

Laminate, PVC Edge 3-5 WEEKS

Contact Versteel Customer Service for special lead time requests.

BIFMA

All Versteel products are constructed to pass the relevant ANSI/BIFMA standards. For more detailed specifications by series and base style, contact Versteel Customer Service at 800.876.2120.

Additional information regarding warranty, terms and conditions, shipping, care and maintenance, etc. can be found in the All Tables price list.

To Order, Specify...

- 1 Model Number, include top and edge style
- 2 Top Material
 - a. Laminate manufacturer and color
- 3 Edge Color
- 4 Base Color
- 5 Additional Options



A **DBPW 2430TIFX LP7R** is a Darby series 24" x 30" pneumatic adjustable height table with a laminate 1" thick top with a PVC edge and radius corners.

The codes **TW D354-60 / CSNO / BSIL** specify a Wilsonart D354-60 Designer White laminate, Snow PVC and Silver base..

Model Number **DBPW 2430TIFX LP7R**



Orders may be sent via

Mailing Address
Versteel
2332 Cathy Lane
Jasper IN 47546

Contact Versteel

Email contact@versteel.com
Phone 800 876 2120
812 634 2120
Fax 812 482 9318

Laminate

Versteel's standard offering of laminates includes over 900 laminates from Formica, Nevamar, Pionite and Wilsonart.

Laminate manufacturers change standard offerings frequently, making it possible a standard product can become unavailable. Versteel cannot be responsible for any inconvenience this may cause.

PVC Edge Colors

Absolute AcajouCABA	Nimbus.CNIM
Alloy.CALY	PearlCPEA
Carbon.CCAR	PlatinumCPLA
ChampagneCCHA	Pralines & CreamCPRC
CoconutCCOC	ShadowCSHA
Ebony.CEBO	SnowCSNO
Florence WalnutCFLW	StoneCSTO
FossilCFOS	Storm.CSTM
GraphiteCGRA	WhisperCWHI
Grey.CGRE	White LinenCWHL
Kensington Maple.CKEM		

Base Colors

BlackBBLK	WhiteBWHT
SilverBSIL		

Finish Reference & Samples

For finish color reference, please refer to our website. Contact Versteel Customer Service to receive actual color samples for color matches and final color approval.

Special Laminate**Call for quotation**

Specify code **TSP** (*Special Laminate*), indicate the quoted charges per table

Special laminates and patterns can be specified as an option. To specify, contact Versteel Customer Service for availability and pricing.

NOTE LAMINATES IN STANDARD COLORS AND TEXTURES FROM FORMICA, NEVAMAR, PIONITE AND WILSONART ARE STANDARD

CAUTION LAMINATE MANUFACTURERS CHANGE STANDARD OFFERINGS FREQUENTLY, MAKING IT POSSIBLE A STANDARD PRODUCT CAN BECOME UNAVAILABLE. VERSTEEL CANNOT BE RESPONSIBLE FOR ANY INCONVENIENCE THIS MAY CAUSE.

Custom PVC Color Match**Call for quotation / one time charge per color, per order**

Specify code **OCP** (*Custom PVC Color Match*), add cost from Versteel quotation

PVC Color Match can be the selection of a color that is available from a Versteel supplier or a new custom color developed for the order. Minimum footage requirements mean that the amount of material needed for your order will effect the cost.

For PVC Color Matching you must supply a color reference sample. Versteel will review the sample for possible existing colors available and send a sample for customer approval. If no color match exists, a custom match will be developed and sampled for customer approval before a production schedule is established.

NOTE CUSTOMS OR ALTERNATIVES MAY AFFECT STANDARD PRODUCTION SCHEDULES



Questions?

800 876 2120

top >
edge >

Laminate
PVC

Flat



edge ordering code >

LP7R

top thickness price >

1"

Style	Table Description	Model #	Product Wt
-------	-------------------	---------	------------



Pneumatic

24x30 Fix

DBPW 2430TIFX



75

2411

To Order, Specify...

- 1 Model Number
- 2 Laminate Color Name and Number
- 3 PVC Edge Color
- 4 Base Color Color (Black, Silver or White)



Style	Table Description	Model #	Product Wt	top > edge >	Laminate PVC
	Crank 24x38 Fix	DBPW 2438TIFX CR	90	edge ordering code >	Flat
				top thickness price >	
					LP7R
					1"
					2876

**Tops**

Deci tables are available in round, square and rectangle top shapes. Top sizes range from 24" to 60" for the round and square and 24" to 42" wide and 84" to 90" long for the rectangle shapes. The laminate or veneer tops are available with a 1 1/4" or 1 3/4" edge thickness.

Bases

The fixed bases can be specified with a round or square column and a round or square base. Bases are standard with adjustable glides.

Table Heights

Table heights are 29" and 42". See pricing pages for available heights per model.

Power + Data

To complete your specification, power and data, along with wire management options can be added to your table. Refer to the Power + Data Price List.

Quickship Program

Available for select products in the Deci series. Tables must be specified with a laminate top, either a PVC edge or a flat wood edge and powder coat base finish.

The Versteel Quickship Program consists of up to 50 tables, 25 tables with modesty panels or 100 chairs in 10 working days from time of order (received by 12pm EST). Orders must be accompanied by final material and finish specifications for order entry. They must be clearly marked "Quickship" and consist of products from the program. Quickship orders cannot be changed or cancelled, and credit approval must be acquired within 24 hours.

For additional information see Versteel.com.

Laminate and Veneer, Standard Core Construction

The standard top construction consists of 45-50 lb particleboard, surfaced with a high pressure laminate or plain sliced veneer face. A backer sheet is laminated to the underside of the top. Tops are shipped pre-drilled for field installation of bases and accessories.



PVC Flat or Fluted Edge

Edge of 2mm PVC hot melt banded to the top with 1/8" radius at the top and bottom. Available with 1 1/2" radius corners or square corners.



Offered in twenty-one (21) standard colors.



Convex T-Mold Edge

Edge of 5/16" thick solid vinyl convex t-mold with 1 1/2" radius corners.

Offered in four (4) standard colors.



Wood Flat or Fluted Edge

Wood banding hot melt banded to the top with 1/8" radius at the top and bottom. Available with 1 1/2" radius corners or square corners.



Offered in Ash, Cherry, Maple or Walnut materials.



Bumper Edge

Exposed ply core banding with rubberized 5/16" width bumper in the center of profile. Corners with 1 1/2" radius are available on tables with 1 1/4" edge thickness.

Offered in black bumper standard color.



Reverse Bevel Acrylic

Edge of 2mm acrylic edge banding hot melt banded to MDF core. A reverse bevel is then cut into the edge exposing the MDF on the reverse bevel. The MDF is then clear coated.



Wood Square or Fluted Edge

Edge of 1 1/4" wide solid wood with softened top and bottom edges, and square, softened mitered corners.



Offered in Ash, Cherry, Maple or Walnut materials.



Wood Bullnose Edge

Edge of 1 1/4" wide solid wood with a full bullnose edge, and 1" radius mitered corners.



Offered in Ash, Cherry, Maple or Walnut materials.

Shipping Schedule

Standard Items

Laminate, Convex T-Mold Edge	3-5 WEEKS
Laminate, PVC Edge	3-5 WEEKS
Laminate, Wood Edge	3-5 WEEKS
Veneer, Wood Edge	6-8 WEEKS
Quickship Products	10 WORKING DAYS

Contact Versteel Customer Service for special lead time requests.

BIFMA

All Versteel products are constructed to pass the relevant ANSI/BIFMA standards. For more detailed specifications by series and base style, contact Versteel Customer Service at 800.876.2120.

Additional information regarding warranty, terms and conditions, shipping, care and maintenance, etc. can be found in the All Tables price list.

To Order, Specify...

- 1 Model Number, include top and edge style
- 2 Top Material
 - a. Laminate manufacturer and color
 - b. Veneer species and finish color
- 3 Edge Color
- 4 Base Color
- 5 Additional Options

base model					finish selections			options				
DE	D1ST	36	SQ	FX	LMRA2S	/	TW D354-60	/	----	/	PSIL	/
series	base style	top size	top shape	table function	top, edge & corner		top laminate manufacturer & laminate color		edge color		base color	

A **DEDIST 36SQFX LMRA2S** is a Deci series 36" square table with a fixed base with a square column and square base, a laminate 1/2" thick top with a reverse bevel acrylic edge and square corners.

The codes **TW D354-60** / **PSIL** specify a Wilsonart D354-60 Designer White laminate and Silver bases.

Model Number **DEDIST 36SQFX LMRA2S**

Orders may be sent via
Mailing Address

Versteel
 2332 Cathy Lane
 Jasper IN 47546

Contact Versteel

Email contact@versteel.com
Phone 800 876 2120
 812 634 2120
Fax 812 482 9318

Laminate

Versteel's standard offering of laminates includes over 900 laminates from Formica, Nevamar, Pionite and Wilsonart.

Laminate manufacturers change standard offerings frequently, making it possible a standard product can become unavailable. Versteel cannot be responsible for any inconvenience this may cause.

Veneer

Deci tables are available with plain sliced Ash, Cherry, Maple and Walnut veneers.

Veneer Species

Ash AP01	Maple MP01
Cherry CP01	Walnut WP01

Veneer Finish

Ash

Beach VBEA	Fog VFOG
Chestnut VCHE	Pebble VPEB
Drift VDRI	Whisper VWHI
Fawn VFAW	

Cherry

Blossom Cherry VBLC	Java Cherry VJAC
Cordovan Cherry VCNC	Millwork Cherry VMWC
Golden Cherry VGNC	

Maple

Caramel Maple VCMM	Sugar Maple VSUM
Solar Maple VSLM	

Walnut

Brighton Walnut VBRW	Natural Walnut VNAW
Espresso Walnut VESW	

PVC Edge Colors

Absolute Acajou CABA	Nimbus CNIM
Alloy CALY	Pearl CPEA
Carbon CCAR	Platinum CPLA
Champagne CCHA	Pralines & Cream CPRC
Coconut CCOC	Shadow CSHA
Ebony CEBO	Snow CSNO
Florence Walnut CFLW	Stone CSTO
Fossil CFOS	Storm CSTM
Graphite CGRA	Whisper CWHI
Grey CGRE	White Linen CWHL
Kensington Maple CKEM	

T-Mold Edge Colors

Ebony TEBO	Nimbus TNIM
Graphite TGRA	Storm TSTM

Wood Edge Species

Ash A01	Maple M01
Cherry C01	Walnut W01

Wood Edge Finishes

Ash

Beach WBEA	Fog WFOG
Chestnut WCHE	Pebble WPEB
Drift WDRI	Whisper WWHI
Fawn WFAW	

Cherry

Blossom Cherry WBLC	Java Cherry WJAC
Cordovan Cherry WCNC	Millwork Cherry WMWC
Golden Cherry WGNC	

Maple

Caramel Maple WCMM	Sugar Maple WSUM
Solar Maple WSLM	

Walnut

Brighton Walnut WBRW	Natural Walnut WNAW
Espresso Walnut WESW	

Studio Steel®

Versteel's "urban fabrication" process leaves the telltale signs of welding and assembly on the surface, highlighting a manufacturing aesthetic. Choosing a clear or transparent powder coat is recommended, allowing tonal striations (created as a result of extreme heat), natural textures, and the inherent qualities of raw steel to show through.

Studio Steel Process \$165

Powder Coat Finishes

All powder coat finishes in the Versteel offering have been formulated with the use of epoxy, polyester or epoxy and polyester blends to maximize the finish durability.

Powder Coat Finish Options

Powder Coat - Standard n/c
 Powder Coat - Premium (Hope) \$165
 Powder Coat - Premium (Platinum) \$488

Powder Coat Colors

AlloyPALY	NavyPNAV
AmethystPAME	NimbusPNIM
AnthracitePANT	NutmegPNUT
Black AnodizedPBLA	PearlPPEA
BronzePBRO	PebblePPEB
CalypsoPCAL	Ⓟ PlatinumPPLA
CarbonPCAR	PoppyPPOP
ChampagnePCHA	RoyalPROY
CoconutPCOC	SeasidePSEA
CrimsonPCRI	ShipyardPSHI
DaffodilPDAF	SilverPSIL
EbonyPEBO	SnowPSNO
ForestPFOR	StonePSTO
FossilPFOS	StormPSTM
GraphitePGRA	Terra CottaPTEC
Ⓟ HopePHOP	WhisperPWHI
Kelly GreenPKEG	White LinenPWHL
MicaPMIC	Powder Coat Alternative .	.OPA
MintPMNT		

Premium Powder Coats (indicated by Ⓟ)

Versteel's premium process uses specially formulated powder coats for a truly unique color palette.

Chrome

Versteel applies a deep luster chrome plated finish. Chrome is the most durable finish available. Specify Chrome and add \$227 list per table.

Chrome ECHR

Finish Reference & Samples

For finish color reference, please refer to our website. Contact Versteel Customer Service to receive actual color samples for color matches and final color approval.

Special Laminate**Call for quotation**

Specify code **TSP** (Special Laminate), indicate the quoted charges per table

Special laminates and patterns can be specified as an option. To specify, contact Versteel Customer Service for availability and pricing.

NOTE LAMINATES IN STANDARD COLORS AND TEXTURES FROM FORMICA, NEVAMAR, PIONITE AND WILSONART ARE STANDARD

CAUTION LAMINATE MANUFACTURERS CHANGE STANDARD OFFERINGS FREQUENTLY, MAKING IT POSSIBLE A STANDARD PRODUCT CAN BECOME UNAVAILABLE. VERSTEEL CANNOT BE RESPONSIBLE FOR ANY INCONVENIENCE THIS MAY CAUSE.

Custom PVC Color Match**Call for quotation / one time charge per color, per order**

Specify code **OCP** (Custom PVC Color Match), add cost from Versteel quotation

PVC Color Match can be the selection of a color that is available from a Versteel supplier or a new custom color developed for the order. Minimum footage requirements mean that the amount of material needed for your order will effect the cost.

For PVC Color Matching you must supply a color reference sample. Versteel will review the sample for possible existing colors available and send a sample for customer approval. If no color match exists, a custom match will be developed and sampled for customer approval before a production schedule is established.

Custom T-Mold Color Match**Call for quotation / one time charge per color, per order**

Specify code **OCT** (Custom T-Mold Color Match), add cost from Versteel quotation

T-Mold Color Match can be the selection of a color that is available from a Versteel supplier or a new custom color developed for the order. Minimum footage requirements mean that the amount of material needed for your order will effect the cost.

For T-Mold Color Matching you must supply a color reference sample. Versteel will review the sample for possible existing colors available and send a sample for customer approval. If no color match exists, a custom match will be developed and sampled for customer approval before a production schedule is established.

Powder Coat Alternative**Call for quotation**

Specify code **OPA** (Powder Coat Alternative), add cost from Versteel quotation

Powder Coat Alternative is available from Versteel. The entire RAL color reference along with hundreds of other color and finishes are available.

For Powder Coat Alternative matching, you must supply a color reference sample, or an RAL number. Versteel will review the sample for possible existing colors available and send a sample for customer approval. If no color match exists a custom match can be developed. Call Versteel Customer Service for associated upcharges on custom color development.

Stain Finish Match

\$996 / one time charge per finish, per order

Specify code **OSM** (Stain Finish Match), add \$996.00 list per finish, per order

Alternative Stain Finishes are available for veneer and wood edged tops.

For Stain Finish Matching you must supply two 4" x 4" finish color and grain reference samples. An expertly finish matched sample will be provided for customer approval.

Veneer and Wood Edge Alternatives**Call for quotation**

For veneer and wood edge requirements other than the standard plain sliced Ash, Cherry, Maple and Walnut, contact Versteel Customer Service. Versteel is adept at working with a host of domestic and exotic materials. From inlays, figures, pie cuts and special edge profiles, to custom fill levels and sheens, each top is created using the best of technology and old world craftsmanship. The items you only imagined or expected to only be available from a millwork shop are now just another part of your Versteel order. Call Versteel Customer Service for availability and quotation.

Wood Finish Alternatives**Call for quotation**

When veneer tables are required to have a finish other than the standard natural grain fill level finish appearance, semi-filled or full-filled finishes are available by requesting a quote from Versteel. Call Versteel Customer Service for availability and quotation.

Table Top and Edge Alternatives

Table tops and/or edges can be produced in alternative materials if desired. Contact Versteel Customer Service for pricing and availability.

Alternate Core Construction

Alternate core constructions are available, including medium density fiberboard (MDF), and cores that contain no urea formaldehyde. Contact Versteel Customer Service for pricing and availability.

NOTE CUSTOMS OR ALTERNATIVES MAY AFFECT STANDARD PRODUCTION SCHEDULES

Alternate Table Height 32" and Under**\$100 / table**

Specify code **BAH** (*Alternate Height 32" and under*), indicate desired table height (32" or less), add \$100.00 list per table

Suggested typing height table is 26 ¾"

Suggested wheelchair height table is 32"

Suggested stand up height table is 42"

NOTE FOR OTHER TABLE HEIGHT REQUIREMENTS CONTACT VERSTEEL CUSTOMER SERVICE FOR STRUCTURAL DETAILS, PRICING AND AVAILABILITY

Top Custom Cutout**\$120 / cutout**

Specify code **TCC** (*Top Custom Cutout*), add \$120.00 list per cutout











Top Custom Cutout requires a drawing for production and is subject to approvals.



Deci
Round
Round Column Round Base

Questions?

800 876 2120

Quickship Program Product
For Quickship specification details,
visit www.versteel.com/quickship

top > edge >	Laminate PVC	Laminate T-Mold	Laminate Wood	Laminate Soft PVC	Laminate 1 1/2" Wood	Laminate 1 1/2" Wood
	Flat	Convex	Flat	Bumper	Square	Bullnose
edge ordering code >	 LP2R LP3R	 LT2 LT3	 LW2R	 LB2R	 LWS2 LWS3	 LWB2 LWB3
top thickness >	1 1/4" 1 3/4"	1 1/4" 1 3/4"	1 1/4"	1 1/4"	1 1/4" 1 3/4"	1 1/4" 1 3/4"
edge ordering code >	 LPF2R LPF3R		 LWF2R	 LMRA2R	 LWF2 LWF3	
top thickness >	1 1/4" 1 3/4"		1 1/4"	1 1/4"	1 1/4" 1 3/4"	
top thickness price >	1 1/4" 1 3/4"	1 1/4" 1 3/4"	1 1/4"		1 1/4" 1 3/4"	1 1/4"






Base Style	Table Description	Model #	Product Wt	1 1/4"		1 3/4"		1 1/4"		1 1/4" 1 3/4"	
 DI	24 Fix	DEDIRT 24RDFX	≅ OS 55	1323	1373	1374	1435	1711	2097	2136	
	30 Fix	DEDIRT 30RDFX	≅ OS 60	1426	1490	1492	1568	1911	2394	2441	
	36 Fix	DEDIRT 36RDFX	≅ OS 94	1687	1772	1768	1866	2266	2849	2905	
	42 Fix	DEDIRT 42RDFX	≅ OS 136	2205	2320	2299	2432	2883	3561	3627	
	48 Fix	DEDIRT 48RDFX	≅ OS 152	2236	2358	2346	2486	3011	3786	3862	
	54 Fix	DEDIRT 54RDFX	≅ OS 168	2644	2825	2769	2968	3514	4387	4474	
	60 Fix	DEDIRT 60RDFX	≅ OS 185	2723	2917	2856	3072	3691	4660	4755	
 DIS	24 Stand Fix	DEDISRT 24RDFX	≅ OS 58	1354	1406	1408	1468	1741	2127	2166	
	30 Stand Fix	DEDISRT 30RDFX	≅ OS 63	1456	1524	1525	1602	1942	2426	2473	
	36 Stand Fix	DEDISRT 36RDFX	≅ OS 97	1720	1804	1801	1896	2298	2881	2937	
	42 Stand Fix	DEDISRT 42RDFX	≅ OS 139	2236	2353	2334	2462	2917	3593	3660	

Note: Transparent powder coats not available

To Order, Specify...

- 1 Model Number
- 2 Top Material
- 3 Edge Style and Thickness
- 4 Edge Color
- 5 Base Color
- 6 Additional Options



Veneer Wood	Veneer 1 1/4" Wood	Veneer 1 1/4" Wood
Flat	Square	Bullnose
		
VW2R	VWS2 VWS3	VWB2 VWB3
1 1/4"	1 1/4" 1 3/4"	1 1/4" 1 3/4"
Fluted	Fluted	
		
VWF2R	VWF2 VWF3	
1 1/4"	1 1/4" 1 3/4"	
1 1/4"	1 1/4"	1 3/4"
2400	2541	2613
2785	2968	3057
2937	3122	3211
3858	4101	4221
4422	4719	4868
5564	5984	6188
6014	6470	6698
2432	2573	2644
2820	3000	3089
2971	3153	3243
3889	4133	4255

Base Options

Code Price

Alternate Table Height 32" & Under.....	BAH	\$ 100
Base Wire Access	BWA	\$ 32

Finish Options

Powder Coat, Standard	n/c
Powder Coat, Premium.....	\$ 165
Platinum.....	\$ 488
Chrome	\$ 227

Top Options

Custom Cutout (per cutout)	TCC	\$ 120
----------------------------------	-----	--------

Power + Data Options

Please reference the Power + Data Price List











Deci
Round
Round Column Square Base


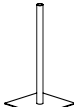


Questions?

800 876 2120

Quickship Program Product
For Quickship specification details,
visit www.versteel.com/quickship

top > edge >	Laminate PVC	Laminate T-Mold	Laminate Wood	Laminate Soft PVC	Laminate 1 1/2" Wood	Laminate 1 1/2" Wood
	Flat	Convex	Flat	Bumper	Square	Bullnose
edge ordering code >	 LP2R LP3R	 LT2 LT3	 LW2R	 LB2R	 LWS2 LWS3	 LWB2 LWB3
top thickness >	1 1/4" 1 3/4"	1 1/4" 1 3/4"	1 1/4"	1 1/4"	1 1/4" 1 3/4"	1 1/4" 1 3/4"
edge ordering code >	 LPF2R LPF3R		 LWF2R	 LMRA2R	 LWF2 LWF3	
top thickness >	1 1/4" 1 3/4"		1 1/4"	1 1/4"	1 1/4" 1 3/4"	
top thickness price >	1 1/4" 1 3/4"	1 1/4" 1 3/4"	1 1/4"		1 1/4" 1 3/4"	1 1/4"






Base Style	Table Description	Model #	Product Wt	1 1/4"		1 3/4"		1 1/4"		1 1/4" 1 3/4"	
 SI	24 Fix	DESIRT 24RDFX	≅ OS 63	1323	1373	1374	1435	1711	2097	2136	
	30 Fix	DESIRT 30RDFX	≅ OS 68	1426	1490	1492	1568	1911	2394	2441	
	36 Fix	DESIRT 36RDFX	≅ OS 93	1687	1772	1768	1866	2266	2849	2905	
	42 Fix	DESIRT 42RDFX	≅ OS 132	2205	2320	2299	2432	2883	3561	3627	
	48 Fix	DESIRT 48RDFX	≅ OS 172	2236	2358	2346	2486	3011	3786	3862	
	54 Fix	DESIRT 54RDFX	≅ OS 189	2644	2825	2769	2968	3514	4387	4474	
	60 Fix	DESIRT 60RDFX	≅ OS 211	2723	2917	2856	3072	3691	4660	4755	
 SIS	24 Stand Fix	DESISRT 24RDFX	≅ OS 66	1354	1406	1408	1468	1741	2127	2166	
	30 Stand Fix	DESISRT 30RDFX	≅ OS 71	1456	1524	1525	1602	1942	2426	2473	
	36 Stand Fix	DESISRT 36RDFX	≅ OS 96	1720	1804	1801	1896	2298	2881	2937	
	42 Stand Fix	DESISRT 42RDFX	≅ OS 135	2236	2353	2334	2462	2917	3593	3660	

Note: Transparent powder coats not available

To Order, Specify...

- 1 Model Number
- 2 Top Material
- 3 Edge Style and Thickness
- 4 Edge Color
- 5 Base Color
- 6 Additional Options



Veneer Wood	Veneer 1 1/4" Wood	Veneer 1 1/4" Wood
Flat	Square	Bullnose
		
VW2R	VWS2 VWS3	VWB2 VWB3
1 1/4"	1 1/4" 1 1/4"	1 1/4" 1 1/4"
Fluted	Fluted	
		
VWF2R	VWF2 VWF3	
1 1/4"	1 1/4" 1 1/4"	
1 1/4"	1 1/4"	1 1/4"
2400	2541	2613
2785	2968	3057
2937	3122	3211
3858	4101	4221
4422	4719	4868
5564	5984	6188
6014	6470	6698
2432	2573	2644
2820	3000	3089
2971	3153	3243
3889	4133	4255

Base Options

Code Price

Alternate Table Height 32" & Under.....	BAH	\$ 100
Base Wire Access	BWA	\$ 32

Finish Options

Powder Coat, Standard	n/c
Powder Coat, Premium.....	\$ 165
Platinum.....	\$ 488
Chrome	\$ 227

Top Options

Custom Cutout (per cutout)	TCC	\$ 120
----------------------------------	-----	--------

Power + Data Options

Please reference the Power + Data Price List

Deci
Square
Round Column Round Base

Questions?













800 876 2120

Quickship Program Product
For Quickship specification details,
visit www.versteel.com/quickship

edge ordering code (radius corner) >
or
edge ordering code (square corner) >
top thickness >

edge ordering code (radius corner) >
or
edge ordering code (square corner) >
top thickness >
top thickness price >

top >
edge >






Laminate PVC	Laminate T-Mold	Laminate Wood	Laminate Soft PVC	Laminate 1 1/2" Wood	Laminate 1 1/2" Wood						
Flat 	Convex 	Flat 	Bumper 	Square 	Bullnose 						
LP2R or LP3R LP2S or LP3S 1 1/4" 1 3/4"	LT2 LT3 1 1/4" 1 3/4"	LW2R or LW2S 1 1/4"	LB2R 1 1/4"	LWS2 LWS3 1 1/4" 1 3/4"	LWB2 LWB3 1 1/4" 1 3/4"						
Fluted 		Fluted 	Reverse Bevel Acrylic 	Fluted 							
LPF2R or LPF3R LPF2S or LPF3S 1 1/4" 1 3/4"		LWF2R or LWF2S 1 1/4"	LMRA2R or LMRA2S 1 1/4"	LWF2 LWF3 1 1/4" 1 3/4"							
1 1/4" 1 3/4"	1 1/4" 1 3/4"	1 1/4"		1 1/4" 1 3/4"	1 1/4" 1 3/4"						
Base Style	Table Description	Model #	Product Wt								
 DI	24 Fix	DEDIRT 24SQFX	≅ OS 55	1323	1373	1374	1435	1711	2097	2136	
	30 Fix	DEDIRT 30SQFX	≅ OS 60	1426	1490	1492	1568	1911	2394	2441	
	36 Fix	DEDIRT 36SQFX	≅ OS 94	1687	1772	1768	1866	2266	2849	2905	
	42 Fix	DEDIRT 42SQFX	≅ OS 136	2205	2320	2299	2432	2883	3561	3627	
	48 Fix	DEDIRT 48SQFX	≅ OS 160	2236	2358	2346	2486	3011	3786	3862	
 DIS	24 Stand Fix	DEDISRT 24SQFX	≅ OS 58	1354	1406	1408	1468	1741	2127	2166	
	30 Stand Fix	DEDISRT 30SQFX	≅ OS 63	1456	1524	1525	1602	1942	2426	2473	
	36 Stand Fix	DEDISRT 36SQFX	≅ OS 97	1720	1804	1801	1896	2298	2881	2937	
	42 Stand Fix	DEDISRT 42SQFX	≅ OS 139	2236	2353	2334	2462	2917	3593	3660	

Note: Transparent powder coats not available

To Order, Specify...

- 1 Model Number
- 2 Top Material
- 3 Edge Style and Thickness
- 4 Edge Color
- 5 Base Color
- 6 Additional Options



Veneer Wood	Veneer 1 1/4" Wood	Veneer 1 1/4" Wood
Flat	Square	Bullnose
		
VW2R or VW2S 1 1/4"	VWS2 1 1/4" VWS3 1 1/4"	VWB2 1 1/4" VWB3 1 1/4"
Fluted	Fluted	
		
VWF2R or VWF2S 1 1/4"	VWF2 1 1/4" VWF3 1 1/4"	
1 1/4"	1 1/4"	1 1/4"
2400	2541	2613
2785	2968	3057
2937	3122	3211
3858	4101	4221
4422	4719	4868
2432	2573	2644
2820	3000	3089
2971	3153	3243
3889	4133	4255

Base Options

Code Price

Alternate Table Height 32" & Under.....	BAH	\$ 100
Base Wire Access	BWA	\$ 32

Finish Options

Powder Coat, Standard		n/c
Powder Coat, Premium.....		\$ 165
Platinum.....		\$ 488
Chrome		\$ 227

Top Options

Custom Cutout (per cutout)	TCC	\$ 120
----------------------------------	------------	--------

Power + Data Options

Please reference the Power + Data Price List

Deci
 Square
 Round Column Square Base

Questions?

800 876 2120













Quickship Program Product
 For Quickship specification details,
 visit www.versteel.com/quickship

top >
 edge >

edge ordering code (radius corner) >
 or
 edge ordering code (square corner) >
 top thickness >

edge ordering code (radius corner) >
 or
 edge ordering code (square corner) >
 top thickness >

top thickness price >






Laminate PVC	Laminate T-Mold	Laminate Wood	Laminate Soft PVC	Laminate 1 1/2" Wood	Laminate 1 1/2" Wood			
Flat	Convex	Flat	Bumper	Square	Bullnose			
								
LP2R or LP3R LP2S or LP3S	LT2 LT3	LW2R or LW2S	LB2R	LWS2 LWS3	LWB2 LWB3			
1 1/4" 1 3/4"	1 1/4" 1 3/4"	1 1/4"	1 1/4"	1 1/4" 1 3/4"	1 1/4" 1 3/4"			
Fluted		Fluted	Reverse Bevel Acrylic	Fluted				
								
LPF2R or LPF3R LPF2S or LPF3S		LWF2R or LWF2S	LMRA2R or LMRA2S	LWF2 LWF3				
1 1/4" 1 3/4"		1 1/4"	1 1/4"	1 1/4" 1 3/4"				
1 1/4" 1 3/4"	1 1/4" 1 3/4"	1 1/4"		1 1/4" 1 3/4"	1 1/4" 1 3/4"			
Base Style	Table Description	Model #	Product Wt					
 SI	24 Fix	DESIRT 24SQFX	≅ OS 63	1323 1373	1374 1435	1711	2097	2136
	30 Fix	DESIRT 30SQFX	≅ OS 68	1426 1490	1492 1568	1911	2394	2441
	36 Fix	DESIRT 36SQFX	≅ OS 102	1687 1772	1768 1866	2266	2849	2905
	42 Fix	DESIRT 42SQFX	≅ OS 149	2205 2320	2299 2432	2883	3561	3627
	48 Fix	DESIRT 48SQFX	≅ OS 172	2236 2358	2346 2486	3011	3786	3862
	60 Fix	DESIRT 60SQFX	≅ OS 211	2723 2917	2856 3072	3691	4660	4755
 SIS	24 Stand Fix	DESISRT 24SQFX	≅ OS 66	1354 1406	1408 1468	1741	2127	2166
	30 Stand Fix	DESISRT 30SQFX	≅ OS 71	1456 1524	1525 1602	1942	2426	2473
	36 Stand Fix	DESISRT 36SQFX	≅ OS 96	1720 1804	1801 1896	2298	2881	2937
	42 Stand Fix	DESISRT 42SQFX	≅ OS 135	2236 2353	2334 2462	2917	3593	3660

Note: Transparent powder coats not available

To Order, Specify...

- 1 Model Number
- 2 Top Material
- 3 Edge Style and Thickness
- 4 Edge Color
- 5 Base Color
- 6 Additional Options



Veneer Wood	Veneer 1 1/4" Wood	Veneer 1 1/4" Wood
Flat	Square	Bullnose
		
VW2R or VW2S 1 1/4"	VWS2 1 1/4" VWS3 1 1/4"	VWB2 1 1/4" VWB3 1 1/4"
Fluted	Fluted	
		
VWF2R or VWF2S 1 1/4"	VWF2 1 1/4" VWF3 1 1/4"	
1 1/4"	1 1/4"	1 1/4"
2400	2541	2613
2785	2968	3057
2937	3122	3211
3858	4101	4221
4422	4719	4868
6014	6470	6698
2432	2573	2644
2820	3000	3089
2971	3153	3243
3889	4133	4255

Base Options

Code Price

- Alternate Table Height 32" & Under.....BAH \$ 100
- Base Wire AccessBWA \$ 32

Finish Options

- Powder Coat, Standard n/c
- Powder Coat, Premium..... \$ 165
- Platinum..... \$ 488
- Chrome \$ 227

Top Options

- Custom Cutout (per cutout)TCC \$ 120

Power + Data Options

Please reference the Power + Data Price List

Deci
Rectangle
Round Column Round Base

Questions?













800 876 2120

+ Indicates Number of Bases
US Quickship Program Product
For Quickship specification details,
visit www.versteel.com/quickship

top >
edge >

edge ordering code (radius corner) >
or
edge ordering code (square corner) >
top thickness >

edge ordering code (radius corner) >
or
edge ordering code (square corner) >
top thickness >






	Laminate PVC		Laminate T-Mold		Laminate Wood		Laminate Soft PVC		Laminate 1 1/2" Wood		Laminate 1 1/2" Wood			
	Flat		Convex		Flat		Bumper		Square		Bullnose			
														
	LP2R OR LP2S 1 1/4"		LP3R OR LP3S 1 3/4"		LT2 LT3 1 1/4" 1 3/4"		LW2R OR LW2S 1 1/4"		LB2R 1 1/4"		LWS2 LWS3 1 1/4" 1 3/4"		LWB2 LWB3 1 1/4" 1 3/4"	
	Fluted				Fluted		Reverse Bevel Acrylic		Fluted					
														
	LPF2R OR LPF2S 1 1/4"		LPF3R OR LPF3S 1 3/4"		LWF2R OR LWF2S 1 1/4"		LMRA2R OR LMRA2S 1 1/4"		LWF2 LWF3 1 1/4" 1 3/4"					
	1 1/4"	1 3/4"	1 1/4"	1 3/4"	1 1/4"		1 1/4"		1 1/4"	1 3/4"				
Base Style	Table Description		Model #		Product Wt									
	24 x 48 Fix		DEDIRT 2448REFX ② US		102		2272 2345		2352 2439		2853		3431 3491	
	24 x 60 Fix		DEDIRT 2460REFX ② US		108		2434 2532		2526 2642		3110		3787 3857	
	24 x 72 Fix		DEDIRT 2472REFX ② US		114		2531 2643		2639 2770		3306		4078 4157	
	24 x 84 Fix		DEDIRT 2484REFX ② US		119		2764 2911		2883 3051		3632		4505 4591	
	24 x 90 Fix		DEDIRT 2490REFX ② US		122		2774 2924		2903 3074		3695		4616 4704	
	30 x 48 Fix		DEDIRT 3048REFX ② US		108		2350 2436		2436 2536		2977		3607 3670	
	30 x 60 Fix		DEDIRT 3060REFX ② US		115		2463 2568		2567 2687		3190		3917 3989	
	30 x 72 Fix		DEDIRT 3072REFX ② US		122		2634 2764		2746 2893		3456		4279 4362	
	30 x 84 Fix		DEDIRT 3084REFX ② US		130		2949 3125		3079 3272		3869		4788 4879	
	30 x 90 Fix		DEDIRT 3090REFX ② US		133		2963 3142		3097 3296		3932		4900 4995	
	36 x 60 Fix		DEDIRT 3660REFX ② US		176		2825 2944		2935 3067		3600		4375 4452	
	36 x 72 Fix		DEDIRT 3672REFX ② US		184		3032 3182		3156 3321		3905		4775 4862	
	36 x 84 Fix		DEDIRT 3684REFX ② US		193		3363 3560		3500 3715		4330		5298 5395	
	36 x 90 Fix		DEDIRT 3690REFX ② US		202		3390 3590		3531 3751		4402		5420 5522	
		24 x 48 Stand Fix		DEDISRT 2448REFX ② US		102		2337 2410		2415 2503		2918		3500 3555
24 x 60 Stand Fix		DEDISRT 2460REFX ② US		108		2498 2596		2591 2704		3176		3854 3920		
24 x 72 Stand Fix		DEDISRT 2472REFX ② US		114		2594 2706		2700 2833		3368		4141 4220		
24 x 84 Stand Fix		DEDISRT 2484REFX ② US		119		2825 2975		2948 3116		3698		4569 4654		
24 x 90 Stand Fix		DEDISRT 2490REFX ② US		122		2841 2990		2968 3137		3757		4677 4772		
30 x 48 Stand Fix		DEDISRT 3048REFX ② US		108		2413 2500		2500 2603		3041		3671 3734		
30 x 60 Stand Fix		DEDISRT 3060REFX ② US		115		2531 2634		2633 2749		3258		3983 4053		
30 x 72 Stand Fix		DEDISRT 3072REFX ② US		122		2697 2825		2812 2961		3519		4344 4426		
30 x 84 Stand Fix		DEDISRT 3084REFX ② US		130		3012 3189		3142 3338		3934		4854 4943		
30 x 90 Stand Fix		DEDISRT 3090REFX ② US		133		3027 3206		3162 3362		3994		4963 5059		
36 x 60 Stand Fix		DEDISRT 3660REFX ② US		176		2891 3009		3000 3132		3665		4439 4517		
36 x 72 Stand Fix		DEDISRT 3672REFX ② US		184		3097 3246		3219 3388		3968		4840 4928		
36 x 84 Stand Fix		DEDISRT 3684REFX ② US		193		3426 3623		3564 3779		4396		5363 5458		
36 x 90 Stand Fix		DEDISRT 3690REFX ② US		202		3453 3654		3595 3817		4470		5482 5587		

Note: Transparent powder coats not available

To Order, Specify...

- ① Model Number
- ② Top Material
- ③ Edge Style and Thickness
- ④ Edge Color
- ⑤ Base Color
- ⑥ Additional Options



Veneer Wood	Veneer 1 1/4" Wood	Veneer 1 1/4" Wood
Flat  VW2R or VW2S 1 1/4"	Square  VWS2 VWS3 1 1/4" 1 1/4"	Bullnose  VWB2 VWB3 1 1/4" 1 1/4"
Fluted  VWF2R or VWF2S 1 1/4"	Fluted  VWF2 VWF3 1 1/4" 1 1/4"	
1 1/4"	1 1/4"	1 1/4"
3408	3572	3654
3936	4156	4260
4285	4536	4664
4620	4906	5049
4983	5302	5464
4052	4282	4397
4761	5063	5213
5261	5608	5784
5787	6192	6390
6350	6808	7035
5047	5347	5498
5551	5901	6075
6084	6490	6691
6640	7098	7330
3472	3634	3717
4000	4219	4327
4349	4600	4726
4683	4971	5113
5047	5368	5528
4116	4346	4461
4827	5127	5275
5323	5674	5845
5853	6256	6457
6412	6872	7101
5110	5410	5560
5613	5965	6141
6150	6556	6756
6703	7164	7395

Base Options

	Code	Price
Alternate Table Height 32" & Under.....	BAH	\$ 100
Base Wire Access	BWA	\$ 32

Finish Options

Powder Coat, Standard	n/c
Powder Coat, Premium.....	\$ 165
Platinum.....	\$ 488
Chrome	\$ 227

Top Options

Custom Cutout (per cutout)	TCC	\$ 120
----------------------------------	-----	--------

Power + Data Options

Please reference the Power + Data Price List

Deci
Rectangle
Round Column Square Base

Questions?













800 876 2120

+ Indicates Number of Bases
QS Quickship Program Product
For Quickship specification details,
visit www.versteel.com/quickship

top >
edge >

edge ordering code (radius corner) >
or
edge ordering code (square corner) >
top thickness >

edge ordering code (radius corner) >
or
edge ordering code (square corner) >
top thickness >






Laminate PVC	Laminate T-Mold	Laminate Wood	Laminate Soft PVC	Laminate 1/4" Wood	Laminate 1/4" Wood			
Flat	Convex	Flat	Bumper	Square	Bullnose			
								
LP2R OR LP3R	LT2 LT3	LW2R OR LW2S	LB2R	LWS2 LWS3	LWB2 LWB3			
1 1/4" 1 3/4"	1 1/4" 1 3/4"	1 1/4"	1 1/4"	1 1/4" 1 3/4"	1 1/4" 1 3/4"			
Fluted		Fluted	Reverse Bevel Acrylic	Fluted				
								
LPF2R OR LPF3R		LWF2R OR LWF2S	LMRA2R OR LMRA2S	LWF2 LWF3				
1 1/4" 1 3/4"		1 1/4"	1 1/4"	1 1/4" 1 3/4"				
top thickness price >				1 1/4"	1 3/4"			
Base Style		Table Description		Model #	Product Wt			
	24 x 48 Fix	DESIRT 2448REFX ② QS	112	2272 2345	2352 2439	2853	3431	3491
	24 x 60 Fix	DESIRT 2460REFX ② QS	118	2434 2532	2526 2642	3110	3787	3857
	24 x 72 Fix	DESIRT 2472REFX ② QS	124	2531 2643	2639 2770	3306	4078	4157
	24 x 84 Fix	DESIRT 2484REFX ② QS	129	2764 2911	2883 3051	3632	4505	4591
	24 x 90 Fix	DESIRT 2490REFX ② QS	132	2774 2924	2903 3074	3695	4616	4704
	30 x 48 Fix	DESIRT 3048REFX ② QS	118	2350 2436	2436 2536	2977	3607	3670
	30 x 60 Fix	DESIRT 3060REFX ② QS	125	2463 2568	2567 2687	3190	3917	3989
	30 x 72 Fix	DESIRT 3072REFX ② QS	132	2634 2764	2746 2893	3456	4279	4362
	30 x 84 Fix	DESIRT 3084REFX ② QS	140	2949 3125	3079 3272	3869	4788	4879
	30 x 90 Fix	DESIRT 3090REFX ② QS	143	2963 3142	3097 3296	3932	4900	4995
	36 x 60 Fix	DESIRT 3660REFX ② QS	152	2825 2944	2935 3067	3600	4375	4452
	36 x 72 Fix	DESIRT 3672REFX ② QS	160	3032 3182	3156 3321	3905	4775	4862
	36 x 84 Fix	DESIRT 3684REFX ② QS	169	3363 3560	3500 3715	4330	5298	5395
	36 x 90 Fix	DESIRT 3690REFX ② QS	178	3390 3590	3531 3751	4402	5420	5522
		24 x 48 Stand Fix	DESISRT 2448REFX ② QS	118	2337 2410	2415 2503	2918	3500
24 x 60 Stand Fix		DESISRT 2460REFX ② QS	124	2498 2596	2591 2704	3176	3854	3920
24 x 72 Stand Fix		DESISRT 2472REFX ② QS	130	2594 2706	2700 2833	3368	4141	4220
24 x 84 Stand Fix		DESISRT 2484REFX ② QS	135	2825 2975	2948 3116	3698	4569	4654
24 x 90 Stand Fix		DESISRT 2490REFX ② QS	138	2841 2990	2968 3137	3757	4677	4772
30 x 48 Stand Fix		DESISRT 3048REFX ② QS	124	2413 2500	2500 2603	3041	3671	3734
30 x 60 Stand Fix		DESISRT 3060REFX ② QS	131	2531 2634	2633 2749	3258	3983	4053
30 x 72 Stand Fix		DESISRT 3072REFX ② QS	138	2697 2825	2812 2961	3519	4344	4426
30 x 84 Stand Fix		DESISRT 3084REFX ② QS	146	3012 3189	3142 3338	3934	4854	4943
30 x 90 Stand Fix		DESISRT 3090REFX ② QS	149	3027 3206	3162 3362	3994	4963	5059
36 x 60 Stand Fix		DESISRT 3660REFX ② QS	158	2891 3009	3000 3132	3665	4439	4517
36 x 72 Stand Fix		DESISRT 3672REFX ② QS	166	3097 3246	3219 3388	3968	4840	4928
36 x 84 Stand Fix		DESISRT 3684REFX ② QS	175	3426 3623	3564 3779	4396	5363	5458
36 x 90 Stand Fix		DESISRT 3690REFX ② QS	184	3453 3654	3595 3817	4470	5482	5587

Note: Transparent powder coats not available

To Order, Specify...

- ① Model Number
- ② Top Material
- ③ Edge Style and Thickness
- ④ Edge Color
- ⑤ Base Color
- ⑥ Additional Options



Veneer Wood	Veneer 1 1/4" Wood	Veneer 1 1/4" Wood
Flat  VW2R or VW2S 1 1/4"	Square  VWS2 VWS3 1 1/4" 1 1/4"	Bullnose  VWB2 VWB3 1 1/4" 1 1/4"
Fluted  VWF2R or VWF2S 1 1/4"	Fluted  VWF2 VWF3 1 1/4" 1 1/4"	
1 1/4"	1 1/4"	1 1/4"
3408	3572	3654
3936	4156	4260
4285	4536	4664
4620	4906	5049
4983	5302	5464
4052	4282	4397
4761	5063	5213
5261	5608	5784
5787	6192	6390
6350	6808	7035
5047	5347	5498
5551	5901	6075
6084	6490	6691
6640	7098	7330
3472	3634	3717
4000	4219	4327
4349	4600	4726
4683	4971	5113
5047	5368	5528
4116	4346	4461
4827	5127	5275
5323	5674	5845
5853	6256	6457
6412	6872	7101
5110	5410	5560
5613	5965	6141
6150	6556	6756
6703	7164	7395

Base Options

	Code	Price
Alternate Table Height 32" & Under.....	BAH	\$ 100
Base Wire Access	BWA	\$ 32

Finish Options

Powder Coat, Standard	n/c
Powder Coat, Premium.....	\$ 165
Platinum.....	\$ 488
Chrome	\$ 227

Top Options

Custom Cutout (per cutout)	TCC	\$ 120
----------------------------------	-----	--------

Power + Data Options











Please reference the Power + Data Price List


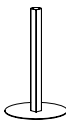
Deci
Round
Square Column Round Base

Questions?

800 876 2120

Quickship Program Product
For Quickship specification details,
visit www.versteel.com/quickship

top > edge >	Laminate PVC	Laminate T-Mold	Laminate Wood	Laminate Soft PVC	Laminate 1 1/2" Wood	Laminate 1 1/2" Wood
	Flat	Convex	Flat	Bumper	Square	Bullnose
						
edge ordering code >	LP2R LP3R	LT2 LT3	LW2R	LB2R	LWS2 LWS3	LWB2 LWB3
top thickness >	1 1/4" 1 3/4"	1 1/4" 1 3/4"	1 1/4"	1 1/4"	1 1/4" 1 3/4"	1 1/4" 1 3/4"
	Fluted		Fluted	Reverse Bevel Acrylic	Fluted	
						
edge ordering code >	LPF2R LPF3R		LWF2R	LMRA2R	LWF2 LWF3	
top thickness >	1 1/4" 1 3/4"		1 1/4"	1 1/4"	1 1/4" 1 3/4"	
top thickness price >	1 1/4" 1 3/4"	1 1/4" 1 3/4"	1 1/4"		1 1/4" 1 3/4"	1 1/4"






Base Style	Table Description	Model #	Product Wt	1 1/4"		1 3/4"		1 1/4"		1 1/4" 1 3/4"	
 DI	24 Fix	DEDIST 24RDFX	≅ OS 55	1323	1373	1374	1435	1711	2097	2136	
	30 Fix	DEDIST 30RDFX	≅ OS 60	1426	1490	1492	1568	1911	2394	2441	
	36 Fix	DEDIST 36RDFX	≅ OS 94	1687	1772	1768	1866	2266	2849	2905	
 DIS	24 Stand Fix	DEDISST 24RDFX	≅ OS 58	1354	1406	1408	1468	1741	2127	2166	
	30 Stand Fix	DEDISST 30RDFX	≅ OS 63	1456	1524	1525	1602	1942	2426	2473	

Note: Transparent powder coats not available

To Order, Specify...

- 1 Model Number
- 2 Top Material
- 3 Edge Style and Thickness
- 4 Edge Color
- 5 Base Color
- 6 Additional Options



Veneer Wood	Veneer 1 1/4" Wood	Veneer 1 1/4" Wood
Flat	Square	Bullnose
		
VW2R	VWS2 VWS3	VWB2 VWB3
1 1/4"	1 1/4" 1 3/4"	1 1/4" 1 3/4"
Fluted	Fluted	
		
VWF2R	VWF2 VWF3	
1 1/4"	1 1/4" 1 3/4"	
1 1/4"	1 1/4"	1 3/4"
2400	2541	2613
2785	2968	3057
2937	3122	3211
2432	2573	2644
2820	3000	3089

Base Options

Code Price

- Alternate Table Height 32" & Under.....BAH \$ 100
- Base Wire AccessBWA \$ 32

Finish Options

- Powder Coat, Standard n/c
- Powder Coat, Premium..... \$ 165
- Platinum..... \$ 488
- Chrome \$ 227

Top Options

- Custom Cutout (per cutout)TCC \$ 120

Power + Data Options

Please reference the Power + Data Price List

Deci
Round
Square Column Square Base



Questions?

800 876 2120

US Quickship Program Product
For Quickship specification details,
visit www.versteel.com/quickship

top > edge >	Laminate PVC	Laminate T-Mold	Laminate Wood	Laminate Soft PVC	Laminate 1 1/2" Wood	Laminate 1 1/2" Wood
	Flat	Convex	Flat	Bumper	Square	Bullnose
edge ordering code >	LP2R LP3R	LT2 LT3	LW2R	LB2R	LWS2 LWS3	LWB2 LWB3
top thickness >	1 1/4" 1 3/4"	1 1/4" 1 3/4"	1 1/4"	1 1/4"	1 1/4" 1 3/4"	1 1/4" 1 3/4"
edge ordering code >	LPF2R LPF3R		LWF2R	LMRA2R	LWF2 LWF3	
top thickness >	1 1/4" 1 3/4"		1 1/4"	1 1/4"	1 1/4" 1 3/4"	
top thickness price >	1 1/4" 1 3/4"	1 1/4" 1 3/4"	1 1/4"		1 1/4" 1 3/4"	1 1/4"






Base Style	Table Description	Model #	Product Wt								
 SI	24 Fix	DESIST 24RDFX	US 63	1323	1373	1374	1435	1711	2097	2136	
	30 Fix	DESIST 30RDFX	US 68	1426	1490	1492	1568	1911	2394	2441	
	36 Fix	DESIST 36RDFX	US 93	1687	1772	1768	1866	2266	2849	2905	
	42 Fix	DESIST 42RDFX	US 132	2205	2320	2299	2432	2883	3561	3627	
 SIS	24 Stand Fix	DESISST 24RDFX	US 66	1354	1406	1408	1468	1741	2127	2166	
	30 Stand Fix	DESISST 30RDFX	US 71	1456	1524	1525	1602	1942	2426	2473	
	36 Stand Fix	DESISST 36RDFX	US 96	1720	1804	1801	1896	2298	2881	2937	

Note: Transparent powder coats not available

To Order, Specify...

- 1 Model Number
- 2 Top Material
- 3 Edge Style and Thickness
- 4 Edge Color
- 5 Base Color
- 6 Additional Options



Veneer Wood	Veneer 1 1/4" Wood	Veneer 1 1/4" Wood
Flat	Square	Bullnose
		
VW2R	VWS2 VWS3	VWB2 VWB3
1 1/4"	1 1/4" 1 1/4"	1 1/4" 1 1/4"
Fluted	Fluted	
		
VWF2R	VWF2 VWF3	
1 1/4"	1 1/4" 1 1/4"	
1 1/4"	1 1/4"	1 1/4"
2400	2541	2613
2785	2968	3057
2937	3122	3211
3858	4101	4221
2432	2573	2644
2820	3000	3089
2971	3153	3243

Base Options

Code Price

Alternate Table Height 32" & Under.....	BAH	\$ 100
Base Wire Access	BWA	\$ 32

Finish Options

Powder Coat, Standard	n/c
Powder Coat, Premium.....	\$ 165
Platinum.....	\$ 488
Chrome	\$ 227

Top Options

Custom Cutout (per cutout)	TCC	\$ 120
----------------------------------	-----	--------

Power + Data Options

Please reference the Power + Data Price List

Deci
 Square
 Square Column Round Base



Questions?

800 876 2120

US Quickship Program Product
 For Quickship specification details,
 visit www.versteel.com/quickship

top >
 edge >

edge ordering code (radius corner) >
 or
 edge ordering code (square corner) >
 top thickness >

edge ordering code (radius corner) >
 or
 edge ordering code (square corner) >
 top thickness >

top thickness price >

Material	Edge Style	Top Thickness	Product Wt	Price
Laminate PVC	Flat	1 1/4"	LP2R or LP2S	1323
		1 3/4"	LP3R or LP3S	1373
Laminate T-Mold	Convex	1 1/4"	LT2	1374
		1 3/4"	LT3	1435
Laminate Wood	Flat	1 1/4"	LW2R or LW2S	1711
		1 3/4"	LW2R or LW2S	1711
Laminate Soft PVC	Bumper	1 1/4"	LB2R	2097
		1 3/4"	LB2R	2097
Laminate 1 1/2" Wood	Square	1 1/4"	LWS2	2136
		1 3/4"	LWS3	2136
Laminate 1 1/2" Wood	Bullnose	1 1/4"	LWB2	2394
		1 3/4"	LWB3	2441
Laminate PVC	Fluted	1 1/4"	LPF2R or LPF2S	1354
		1 3/4"	LPF3R or LPF3S	1406
Laminate T-Mold	Convex	1 1/4"	LT2	1408
		1 3/4"	LT3	1468
Laminate Wood	Fluted	1 1/4"	LWF2R or LWF2S	1741
		1 3/4"	LWF2R or LWF2S	1741
Laminate Soft PVC	Reverse Bevel Acrylic	1 1/4"	LMRA2R or LMRA2S	2127
		1 3/4"	LMRA2R or LMRA2S	2127
Laminate 1 1/2" Wood	Square	1 1/4"	LWF2	2426
		1 3/4"	LWF3	2426
Laminate 1 1/2" Wood	Bullnose	1 1/4"	LWB2	2473
		1 3/4"	LWB3	2473

Base Style

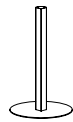
Table Description

Model #

Product Wt



DI








DIS

Note: Transparent powder coats not available

To Order, Specify...

- 1 Model Number
- 2 Top Material
- 3 Edge Style and Thickness
- 4 Edge Color
- 5 Base Color
- 6 Additional Options



Veneer Wood	Veneer 1 1/4" Wood	Veneer 1 1/4" Wood
Flat	Square	Bullnose
		
VW2R or VW2S 1 1/4"	VWS2 1 1/4" VWS3 1 3/4"	VWB2 1 1/4" VWB3 1 3/4"
Fluted	Fluted	
		
VWF2R or VWF2S 1 1/4"	VWF2 1 1/4" VWF3 1 3/4"	
1 1/4"	1 1/4"	1 3/4"
2400	2541	2613
2785	2968	3057
2937	3122	3211
2432	2573	2644
2820	3000	3089

Base Options

	Code	Price
Alternate Table Height 32" & Under.....	BAH	\$ 100
Base Wire Access	BWA	\$ 32

Finish Options

Powder Coat, Standard	n/c
Powder Coat, Premium.....	\$ 165
Platinum.....	\$ 488
Chrome	\$ 227

Top Options

Custom Cutout (per cutout)	TCC	\$ 120
----------------------------------	-----	--------

Power + Data Options

Please reference the Power + Data Price List



Questions?

800 876 2120

US Quickship Program Product
 For Quickship specification details,
 visit www.versteel.com/quickship

edge ordering code (radius corner) >
 or
 edge ordering code (square corner) >
 top thickness >

edge ordering code (radius corner) >
 or
 edge ordering code (square corner) >
 top thickness >
 top thickness price >

top >
 edge >






Laminate PVC	Laminate T-Mold	Laminate Wood	Laminate Soft PVC	Laminate 1 1/2" Wood	Laminate 1 1/2" Wood						
Flat	Convex	Flat	Bumper	Square	Bullnose						
LP2R or LP2S 1 1/4"	LP3R or LP3S 1 3/4"	LT2 LT3 1 1/4" 1 3/4"	LW2R or LW2S 1 1/4"	LB2R 1 1/4"	LWS2 1 1/4" LWS3 1 3/4"	LWB2 1 1/4" LWB3 1 3/4"					
Fluted		Fluted	Reverse Bevel Acrylic	Fluted							
LPF2R or LPF2S 1 1/4"	LPF3R or LPF3S 1 3/4"	LWF2R or LWF2S 1 1/4"	LMRA2R or LMRA2S 1 1/4"	LWF2 1 1/4" LWF3 1 3/4"							
1 1/4" 1 3/4"	1 1/4" 1 3/4"	1 1/4" 1 3/4"	1 1/4"	1 1/4" 1 3/4"	1 1/4" 1 3/4"						
Base Style	Table Description	Model #	Product Wt								
	24 Fix	DESIST 24SQFX	≅ 0S 63	1323 1373	1374 1435		1711		2097	2136	
	30 Fix	DESIST 30SQFX	≅ 0S 68	1426 1490	1492 1568		1911		2394	2441	
	36 Fix	DESIST 36SQFX	≅ 0S 93	1687 1772	1768 1866		2266		2849	2905	
	42 Fix	DESIST 42SQFX	≅ 0S 132	2205 2320	2299 2432		2883		3561	3627	
	24 Stand Fix	DESISST 24SQFX	≅ 0S 66	1354 1406	1408 1468		1741		2127	2166	
	30 Stand Fix	DESISST 30SQFX	≅ 0S 71	1456 1524	1525 1602		1942		2426	2473	

Note: Transparent powder coats not available

To Order, Specify...

- 1 Model Number
- 2 Top Material
- 3 Edge Style and Thickness
- 4 Edge Color
- 5 Base Color
- 6 Additional Options



Veneer Wood	Veneer 1 1/4" Wood	Veneer 1 1/4" Wood
Flat	Square	Bullnose
		
VW2R or VW2S 1 1/4"	VWS2 1 1/4" VWS3 1 1/4"	VWB2 1 1/4" VWB3 1 1/4"
Fluted	Fluted	
		
VWF2R or VWF2S 1 1/4"	VWF2 1 1/4" VWF3 1 1/4"	
1 1/4"	1 1/4"	1 1/4"
2400	2541	2613
2785	2968	3057
2937	3122	3211
3858	4101	4221
2432	2573	2644
2820	3000	3089

Base Options

Code Price

Alternate Table Height 32" & Under.....	BAH	\$ 100
Base Wire Access	BWA	\$ 32

Finish Options

Powder Coat, Standard		n/c
Powder Coat, Premium.....		\$ 165
Platinum.....		\$ 488
Chrome		\$ 227

Top Options

Custom Cutout (per cutout)	TCC	\$ 120
----------------------------------	------------	--------

Power + Data Options

Please reference the Power + Data Price List

Questions?













800 876 2120

+ Indicates Number of Bases
QS Quickship Program Product
For Quickship specification details,
visit www.versteel.com/quickship

edge ordering code (radius corner) >
or
edge ordering code (square corner) >
top thickness >

edge ordering code (radius corner) >
or
edge ordering code (square corner) >
top thickness >

top thickness price >

Laminate PVC	Laminate T-Mold		Laminate Wood	Laminate Soft PVC	Laminate 1 1/2" Wood	Laminate 1 1/2" Wood	
	Flat	Convex	Flat	Bumper	Square	Bullnose	
 LP2R or LP3R 1 1/2" 1 3/4"	 LT2 LT3 1 1/2" 1 3/4"	 LW2R or LW2S 1 1/2"	 LB2R 1 1/2"	 LWS2 LWS3 1 1/2" 1 3/4"	 LWB2 LWB3 1 1/2" 1 3/4"		
Fluted		Fluted	Reverse Bevel Acrylic	Fluted			
 LPF2R LPF3R or LPF2S LPF3S 1 1/2" 1 3/4"		 LWF2R or LWF2S 1 1/2"	 LMRA2R or LMRA2S 1 1/2"	 LWF2 LWF3 1 1/2" 1 3/4"			
1 1/2" 1 3/4"	1 1/2" 1 3/4"	1 1/2" 1 3/4"	1 1/2"	1 1/2"	1 1/2"	1 1/2"	
 DI	24 x 48 Fix 24 x 60 Fix 24 x 72 Fix 24 x 84 Fix 24 x 90 Fix	DEDIST 2448REFX ② QS DEDIST 2460REFX ② QS DEDIST 2472REFX ② QS DEDIST 2484REFX ② QS DEDIST 2490REFX ② QS	102 108 114 119 122	2272 2345 2434 2532 2531 2643 2764 2911 2774 2924	2352 2439 2526 2642 2639 2770 2883 3051 2903 3074	2853 3110 3306 3632 3695	3431 3491 3787 3857 4078 4157 4505 4591 4616 4704
	30 x 48 Fix 30 x 60 Fix 30 x 72 Fix 30 x 84 Fix 30 x 90 Fix	DEDIST 3048REFX ② QS DEDIST 3060REFX ② QS DEDIST 3072REFX ② QS DEDIST 3084REFX ② QS DEDIST 3090REFX ② QS	108 115 122 130 133	2350 2436 2463 2568 2634 2764 2949 3125 2963 3142	2436 2536 2567 2687 2746 2893 3079 3272 3097 3296	2977 3190 3456 3869 3932	3607 3670 3917 3989 4279 4362 4788 4879 4900 4995
	36 x 60 Fix 36 x 72 Fix 36 x 84 Fix 36 x 90 Fix	DEDIST 3660REFX ② QS DEDIST 3672REFX ② QS DEDIST 3684REFX ② QS DEDIST 3690REFX ② QS	176 184 193 202	2825 2944 3032 3182 3363 3560 3390 3590	2935 3067 3156 3321 3500 3715 3531 3751	3600 3905 4330 4402	4375 4452 4775 4862 5298 5395 5420 5522
 DIS	24 x 48 Stand Fix 24 x 60 Stand Fix 24 x 72 Stand Fix 24 x 84 Stand Fix 24 x 90 Stand Fix	DEDISST 2448REFX ② QS DEDISST 2460REFX ② QS DEDISST 2472REFX ② QS DEDISST 2484REFX ② QS DEDISST 2490REFX ② QS	102 108 114 119 122	2337 2410 2498 2596 2594 2706 2825 2975 2841 2990	2415 2503 2591 2704 2700 2833 2948 3116 2968 3137	2918 3176 3368 3698 3757	3500 3555 3854 3920 4141 4220 4569 4654 4677 4772
	30 x 48 Stand Fix 30 x 60 Stand Fix 30 x 72 Stand Fix 30 x 84 Stand Fix 30 x 90 Stand Fix	DEDISST 3048REFX ② QS DEDISST 3060REFX ② QS DEDISST 3072REFX ② QS DEDISST 3084REFX ② QS DEDISST 3090REFX ② QS	108 115 122 130 133	2413 2500 2531 2634 2697 2825 3012 3189 3027 3206	2500 2603 2633 2749 2812 2961 3142 3338 3162 3362	3041 3258 3519 3934 3994	3671 3734 3983 4053 4344 4426 4854 4943 4963 5059
	36 x 60 Stand Fix 36 x 72 Stand Fix 36 x 84 Stand Fix 36 x 90 Stand Fix	DEDISST 3660REFX ② QS DEDISST 3672REFX ② QS DEDISST 3684REFX ② QS DEDISST 3690REFX ② QS	176 184 193 202	2891 3009 3097 3246 3426 3623 3453 3654	3000 3132 3219 3388 3564 3779 3595 3817	3665 3968 4396 4470	4439 4517 4840 4928 5363 5458 5482 5587

Note: Transparent powder coats not available

To Order, Specify...

- ① Model Number
- ② Top Material
- ③ Edge Style and Thickness
- ④ Edge Color
- ⑤ Base Color
- ⑥ Additional Options



Veneer Wood	Veneer 1 1/4" Wood	Veneer 1 1/4" Wood
Flat VW2R or VW2S 1 1/4"	Square VWS2 VWS3 1 1/4" 1 1/4"	Bullnose VWB2 VWB3 1 1/4" 1 1/4"
Fluted VWF2R or VWF2S 1 1/4"	Fluted VWF2 VWF3 1 1/4" 1 1/4"	
1 1/4"	1 1/4"	1 1/4"
3408	3572	3654
3936	4156	4260
4285	4536	4664
4620	4906	5049
4983	5302	5464
4052	4282	4397
4761	5063	5213
5261	5608	5784
5787	6192	6390
6350	6808	7035
5047	5347	5498
5551	5901	6075
6084	6490	6691
6640	7098	7330
3472	3634	3717
4000	4219	4327
4349	4600	4726
4683	4971	5113
5047	5368	5528
4116	4346	4461
4827	5127	5275
5323	5674	5845
5853	6256	6457
6412	6872	7101
5110	5410	5560
5613	5965	6141
6150	6556	6756
6703	7164	7395

Base Options

	Code	Price
Alternate Table Height 32" & Under.....	BAH	\$ 100
Base Wire Access	BWA	\$ 32

Finish Options

Powder Coat, Standard	n/c
Powder Coat, Premium.....	\$ 165
Platinum.....	\$ 488
Chrome	\$ 227

Top Options

Custom Cutout (per cutout)	TCC	\$ 120
----------------------------------	-----	--------

Power + Data Options

Please reference the Power + Data Price List

Deci
Rectangle
Square Column Square Base

Questions?












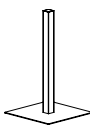
800 876 2120

⊕ Indicates Number of Bases
 ⚡ Quickship Program Product
 For Quickship specification details,
 visit www.versteel.com/quickship

edge ordering code (radius corner) >
 or
 edge ordering code (square corner) >
 top thickness >

edge ordering code (radius corner) >
 or
 edge ordering code (square corner) >
 top thickness >
 top thickness price >

top >
edge >






Laminate PVC	Laminate T-Mold	Laminate Wood	Laminate Soft PVC	Laminate 1/2" Wood	Laminate 1/2" Wood			
Flat	Convex	Flat	Bumper	Square	Bullnose			
								
LP2R or LP2S 1 1/4"	LP3R or LP3S 1 3/4"	LT2 LT3 1 1/4" 1 3/4"	LW2R or LW2S 1 1/4"	LB2R 1 1/4"	LWS2 1 1/4" LWS3 1 3/4"	LWB2 1 1/4" LWB3 1 3/4"		
Fluted		Fluted	Reverse Bevel Acrylic	Fluted				
								
LPF2R or LPF2S 1 1/4"	LPF3R or LPF3S 1 3/4"	LWF2R or LWF2S 1 1/4"	LMRA2R or LMRA2S 1 1/4"	LWF2 1 1/4" LWF3 1 3/4"				
1 1/4" 1 3/4"	1 1/4" 1 3/4"	1 1/4" 1 3/4"	1 1/4"	1 1/4" 1 3/4"	1 1/4" 1 3/4"			
	24 x 48 Fix	DESIST 2448REFX ② ⚡	112	2272 2345	2352 2439	2853	3431	3491
	24 x 60 Fix	DESIST 2460REFX ② ⚡	118	2434 2532	2526 2642	3110	3787	3857
	24 x 72 Fix	DESIST 2472REFX ② ⚡	124	2531 2643	2639 2770	3306	4078	4157
	24 x 84 Fix	DESIST 2484REFX ② ⚡	129	2764 2911	2883 3051	3632	4505	4591
	24 x 90 Fix	DESIST 2490REFX ② ⚡	132	2774 2924	2903 3074	3695	4616	4704
	30 x 48 Fix	DESIST 3048REFX ② ⚡	118	2350 2436	2436 2536	2977	3607	3670
	30 x 60 Fix	DESIST 3060REFX ② ⚡	125	2463 2568	2567 2687	3190	3917	3989
	30 x 72 Fix	DESIST 3072REFX ② ⚡	132	2634 2764	2746 2893	3456	4279	4362
	30 x 84 Fix	DESIST 3084REFX ② ⚡	140	2949 3125	3079 3272	3869	4788	4879
	30 x 90 Fix	DESIST 3090REFX ② ⚡	143	2963 3142	3097 3296	3932	4900	4995
	36 x 60 Fix	DESIST 3660REFX ② ⚡	152	2825 2944	2935 3067	3600	4375	4452
	36 x 72 Fix	DESIST 3672REFX ② ⚡	160	3032 3182	3156 3321	3905	4775	4862
	36 x 84 Fix	DESIST 3684REFX ② ⚡	169	3363 3560	3500 3715	4330	5298	5395
	36 x 90 Fix	DESIST 3690REFX ② ⚡	178	3390 3590	3531 3751	4402	5420	5522
	24 x 48 Stand Fix	DESISST 2448REFX ② ⚡	118	2337 2410	2415 2503	2918	3500	3555
	24 x 60 Stand Fix	DESISST 2460REFX ② ⚡	124	2498 2596	2591 2704	3176	3854	3920
	24 x 72 Stand Fix	DESISST 2472REFX ② ⚡	130	2594 2706	2700 2833	3368	4141	4220
	24 x 84 Stand Fix	DESISST 2484REFX ② ⚡	135	2825 2975	2948 3116	3698	4569	4654
	24 x 90 Stand Fix	DESISST 2490REFX ② ⚡	138	2841 2990	2968 3137	3757	4677	4772
	30 x 48 Stand Fix	DESISST 3048REFX ② ⚡	124	2413 2500	2500 2603	3041	3671	3734
	30 x 60 Stand Fix	DESISST 3060REFX ② ⚡	131	2531 2634	2633 2749	3258	3983	4053
	30 x 72 Stand Fix	DESISST 3072REFX ② ⚡	138	2697 2825	2812 2961	3519	4344	4426
	30 x 84 Stand Fix	DESISST 3084REFX ② ⚡	146	3012 3189	3142 3338	3934	4854	4943
	30 x 90 Stand Fix	DESISST 3090REFX ② ⚡	149	3027 3206	3162 3362	3994	4963	5059
	36 x 60 Stand Fix	DESISST 3660REFX ② ⚡	158	2891 3009	3000 3132	3665	4439	4517
	36 x 72 Stand Fix	DESISST 3672REFX ② ⚡	166	3097 3246	3219 3388	3968	4840	4928
	36 x 84 Stand Fix	DESISST 3684REFX ② ⚡	175	3426 3623	3564 3779	4396	5363	5458
	36 x 90 Stand Fix	DESISST 3690REFX ② ⚡	184	3453 3654	3595 3817	4470	5482	5587

Note: Transparent powder coats not available

To Order, Specify...

- ① Model Number
- ② Top Material
- ③ Edge Style and Thickness
- ④ Edge Color
- ⑤ Base Color
- ⑥ Additional Options



Veneer Wood	Veneer 1 1/4" Wood	Veneer 1 1/4" Wood
Flat  VW2R or VW2S 1 1/4"	Square  VWS2 VWS3 1 1/4" 1 1/4"	Bullnose  VWB2 VWB3 1 1/4" 1 1/4"
Fluted  VWF2R or VWF2S 1 1/4"	Fluted  VWF2 VWF3 1 1/4" 1 1/4"	
1 1/4"	1 1/4"	1 1/4"
3408	3572	3654
3936	4156	4260
4285	4536	4664
4620	4906	5049
4983	5302	5464
4052	4282	4397
4761	5063	5213
5261	5608	5784
5787	6192	6390
6350	6808	7035
5047	5347	5498
5551	5901	6075
6084	6490	6691
6640	7098	7330
3472	3634	3717
4000	4219	4327
4349	4600	4726
4683	4971	5113
5047	5368	5528
4116	4346	4461
4827	5127	5275
5323	5674	5845
5853	6256	6457
6412	6872	7101
5110	5410	5560
5613	5965	6141
6150	6556	6756
6703	7164	7395

Base Options

	Code	Price
Alternate Table Height 32" & Under.....	BAH	\$ 100
Base Wire Access	BWA	\$ 32

Finish Options

Powder Coat, Standard	n/c
Powder Coat, Premium.....	\$ 165
Platinum.....	\$ 488
Chrome	\$ 227

Top Options

Custom Cutout (per cutout)	TCC	\$ 120
----------------------------------	-----	--------

Power + Data Options

Please reference the Power + Data Price List

**Tops**

Elements Conference tables are available in various top shapes and sizes, in laminate or veneer with a 1 1/4" edge thickness.

Bases

Arc panel, cylinder and square base styles are available. To enhance the design of the base, the columns and panels may be specified in two different powder coat colors or for a monochromatic look select the same color for each.

Table Height

Standard table height is 29" tall.

Features + Options

Tables are standard with nylon adjustable glides. Removable base panels allow access to power cords and cables.

Power + Data

To complete your specification, power and data can be added to your table. Refer to the Power + Data Price List.

Laminate and Veneer, Standard Core Construction

The standard top construction consists of 45-50 lb particleboard, surfaced with a high pressure laminate or plain sliced veneer face. A backer sheet is laminated to the underside of the top. Tops are shipped pre-drilled for field installation of bases and accessories.



PVC Flat or Fluted Edge

Edge of 2mm PVC hot melt banded to the top with 1/8" radius at the top and bottom. Available with 1 1/2" radius corners or square corners.



Offered in twenty-one (21) standard colors.



Wood Flat or Fluted Edge

Wood banding hot melt banded to the top with 1/8" radius at the top and bottom. Available with 1 1/2" radius corners or square corners.



Offered in Ash, Cherry, Maple or Walnut materials.



Bumper Edge

Exposed ply core banding with rubberized 5/8" width bumper in the center of profile. Corners with 1 1/2" radius are available on tables with 1 1/4" edge thickness.

Offered in black bumper standard color.



Reverse Bevel Acrylic

Edge of 2mm acrylic edge banding hot melt banded to MDF core. A reverse bevel is then cut into the edge exposing the MDF on the reverse bevel. The MDF is then clear coated.



Wood Square or Fluted Edge

Edge of 1 1/4" wide solid wood with softened top and bottom edges, and square, softened mitered corners.



Offered in Ash, Cherry, Maple or Walnut materials.



Wood Bullnose Edge

Edge of 1 1/4" wide solid wood with a full bullnose edge, and 1" radius mitered corners.



Offered in Ash, Cherry, Maple or Walnut materials.



Wood Reverse Bevel Edge

Edge of 2" wide solid wood designed with a reverse sloped edge on one side and a flat wood edge on the remaining three sides for all Entourage cabinets. When specified on Elements Conference the reverse bevel detail will be on all four sides with mitered corners. Available on 1 1/4" edge thicknesses.



Offered in Ash, Cherry, Maple or Walnut materials.

Shipping Schedule

Standard Items

Laminate, PVC Edge	3-5 WEEKS
Laminate, Wood Edge	3-5 WEEKS
Veneer, Wood Edge	6-8 WEEKS

Contact Versteel Customer Service for special lead time requests.

BIFMA

All Versteel products are constructed to pass the relevant ANSI/BIFMA standards. For more detailed specifications by series and base style, contact Versteel Customer Service at 800.876.2120.

Additional information regarding warranty, terms and conditions, shipping, care and maintenance, etc. can be found in the All Tables price list.

To Order, Specify...

- 1 Model Number, include top and edge style
- 2 Top Material
 - a. Laminate manufacturer and color
 - b. Veneer species and finish color
- 3 Edge Color
- 4 Column Color
- 5 Panel Color
- 6 Additional Options

base model					finish selections				options
EC	SA	4284	RE	FX	LP2S	TW 4846-60	CWHL	PNUT	PWHL
series	base style	top size	top shape	table function	top, edge & corner	top laminate manufacturer & laminate color	edge color	column color	panel color

An **ECSA 4284REFX LP2S** is an Elements Conference series 42" x 84" table with fixed bases, a laminate 1 1/2" thick top with a PVC edge and square corners.

The codes **TW 4846-60 / CWHL / PNUT / PWHL** specify a Wilsonart D4846-60 Morro Zephyr laminate, White Linen PVC, Nutmeg columns and White Linen panels.

Model Number ECSA 4284REFX LP2S**Orders may be sent via****Mailing Address**

Versteel
2332 Cathy Lane
Jasper IN 47546

Contact Versteel

Email contact@versteel.com
Phone 800 876 2120
812 634 2120
Fax 812 482 9318

Laminate

Versteel's standard offering of laminates includes over 900 laminates from Formica, Nevamar, Pionite and Wilsonart.

Laminate manufacturers change standard offerings frequently, making it possible a standard product can become unavailable. Versteel cannot be responsible for any inconvenience this may cause.

Veneer

Elements Conference tables are available with plain sliced Ash, Cherry, Maple and Walnut veneers.

Veneer Species

Ash AP01 Maple MP01
Cherry CP01 Walnut WP01

Veneer Finish

Ash

Beach VBEA Fog VFOG
Chestnut VCHE Pebble VPEB
Drift VDRI Whisper VWHI
Fawn VFAW

Cherry

Blossom Cherry VBLC Java Cherry VJAC
Cordovan Cherry VCNC Millwork Cherry VMWC
Golden Cherry VGNC

Maple

Caramel Maple VCMM Sugar Maple VSUM
Solar Maple VSLM

Walnut

Brighton Walnut VBRW Natural Walnut VNAW
Espresso Walnut VESW

PVC Edge Colors

Absolute Acajou CABA Nimbus CNIM
Alloy CALY Pearl CPEA
Carbon CCAR Platinum CPLA
Champagne CCHA Pralines & Cream CPRC
Coconut CCOC Shadow CSHA
Ebony CEBO Snow CSNO
Florence Walnut CFLW Stone CSTO
Fossil CFOS Storm CSTM
Graphite CGRA Whisper CWHI
Grey CGRE White Linen CWHL
Kensington Maple CKEM

Wood Edge Species

Ash A01 Maple M01
Cherry C01 Walnut W01

Wood Edge Finishes

Ash

Beach WBEA Fog WFOG
Chestnut WCHE Pebble WPEB
Drift WDRI Whisper WWHI
Fawn WFAW

Cherry

Blossom Cherry WBLC Java Cherry WJAC
Cordovan Cherry WCNC Millwork Cherry WMWC
Golden Cherry WGNC

Maple

Caramel Maple WCMM Sugar Maple WSUM
Solar Maple WSLM

Walnut

Brighton Walnut WBRW Natural Walnut WNAW
Espresso Walnut WESW

Powder Coat Finishes

All powder coat finishes in the Versteel offering have been formulated with the use of epoxy, polyester or epoxy and polyester blends to maximize the finish durability.

Powder Coat Finish Options

Powder Coat – Standardn/c
Powder Coat – Premium (Hope).	\$165
Powder Coat – Premium (Platinum)	\$488

Powder Coat Colors

AlloyPALY	NavyPNAV
AmethystPAME	Nimbus.PNIM
AnthracitePANT	NutmegPNUT
Black Anodized.PBLA	PearlPPEA
BronzePBRO	PebblePPEB
CalypsoPCAL	Ⓟ PlatinumPPLA
Carbon.PCAR	Poppy.PPOP
ChampagnePCHA	RoyalPROY
CoconutPCOC	SeasidePSEA
CrimsonPCRI	ShipyardPSHI
Daffodil.PDAF	SilverPSIL
Ebony.PEBO	SnowPSNO
Forest.PFOR	StonePSTO
FossilPFOS	Storm.PSTM
GraphitePGRA	Terra CottaPTEC
Ⓟ HopePHOP	WhisperPWHI
Kelly GreenPKEG	White LinenPWHL
Mica.PMIC	Powder Coat Alternative .	.OPA
MintPMNT		

Premium Powder Coats (indicated by Ⓟ)

Versteel's premium process uses specially formulated powder coats for a truly unique color palette.

Finish Reference & Samples

For finish color reference, please refer to our website. Contact Versteel Customer Service to receive actual color samples for color matches and final color approval.

Special Laminate

Call for quotation

Specify code **TSP** (*Special Laminate*), indicate the quoted charges per table

Special laminates and patterns can be specified as an option. To specify, contact Versteel Customer Service for availability and pricing.

NOTE LAMINATES IN STANDARD COLORS AND TEXTURES FROM FORMICA, NEVAMAR, PIONITE AND WILSONART ARE STANDARD

CAUTION LAMINATE MANUFACTURERS CHANGE STANDARD OFFERINGS FREQUENTLY, MAKING IT POSSIBLE A STANDARD PRODUCT CAN BECOME UNAVAILABLE. VERSTEEL CANNOT BE RESPONSIBLE FOR ANY INCONVENIENCE THIS MAY CAUSE.

Custom PVC Color Match

Call for quotation / one time charge per color, per order

Specify code **OCF** (*Custom PVC Color Match*), add cost from Versteel quotation

PVC Color Match can be the selection of a color that is available from a Versteel supplier or a new custom color developed for the order. Minimum footage requirements mean that the amount of material needed for your order will effect the cost.

For PVC Color Matching you must supply a color reference sample. Versteel will review the sample for possible existing colors available and send a sample for customer approval. If no color match exists, a custom match will be developed and sampled for customer approval before a production schedule is established.

Powder Coat Alternative

Call for quotation

Specify code **OPA** (*Powder Coat Alternative*), add cost from Versteel quotation

Powder Coat Alternative is available from Versteel. The entire RAL color reference along with hundreds of other color and finishes are available.

For Powder Coat Alternative matching, you must supply a color reference sample, or an RAL number. Versteel will review the sample for possible existing colors available and send a sample for customer approval. If no color match exists a custom match can be developed. Call Versteel Customer Service for associated upcharges on custom color development.

Stain Finish Match

\$996 / one time charge per finish, per order

Specify code **OSM** (*Stain Finish Match*), add \$996.00 list per finish, per order

Alternative Stain Finishes are available for veneer and wood edged tops.

For Stain Finish Matching you must supply two 4" x 4" finish color and grain reference samples. An expertly finish matched sample will be provided for customer approval.

Veneer and Wood Edge Alternatives

Call for quotation

For veneer and wood edge requirements other than the standard plain sliced Ash, Cherry, Maple and Walnut, contact Versteel Customer Service. Versteel is adept at working with a host of domestic and exotic materials. From inlays, figures, pie cuts and special edge profiles, to custom fill levels and sheens, each top is created using the best of technology and old world craftsmanship. The items you only imagined or expected to only be available from a millwork shop are now just another part of your Versteel order. Call Versteel Customer Service for availability and quotation.

Wood Finish Alternatives

Call for quotation

When veneer tables are required to have a finish other than the standard natural grain fill level finish appearance, semi-filled or full-filled finishes are available by requesting a quote from Versteel. Call Versteel Customer Service for availability and quotation.

Table Top and Edge Alternatives

Table tops and/or edges can be produced in alternative materials if desired. Contact Versteel Customer Service for pricing and availability.

Alternate Core Construction

Alternate core constructions are available, including medium density fiberboard (MDF), and cores that contain no urea formaldehyde. Contact Versteel Customer Service for pricing and availability.

NOTE CUSTOMS OR ALTERNATIVES MAY AFFECT STANDARD PRODUCTION SCHEDULES

Two-Piece Top (120")**\$629 / table***Specify code **T2P** (Two-Piece Top), add \$629.00 list per table*

Standard Versteel tables in lengths up to 120" are a seamless, single piece top. When the two-piece option is specified, the splice joint edge is unfinished, table shipped with necessary hardware. Any table over 120" long will be produced as a two-piece top.











Top Custom Cutout**\$120 / cutout***Specify code **TCC** (Top Custom Cutout), add \$120.00 list per cutout*


Top Custom Cutout requires a drawing for production and is subject to approvals.



Questions?

800 876 2120

top > edge >	Laminate PVC	Laminate Wood	Laminate Soft PVC	Laminate 1 1/4" Wood	Laminate 1 1/4" Wood	Laminate Wood
	Flat	Flat	Bumper	Square	Bullnose	Reverse Bevel
edge ordering code >	 LP2R	 LW2R	 LB2R	 LWS2	 LWB2	 LWR2
top thickness >	1 1/4"	1 1/4"	1 1/4"	1 1/4"	1 1/4"	1 1/4"
edge ordering code >	Fluted  LPF2R	Fluted  LWF2R	Reverse Bevel Acrylic  LMRA2R	Fluted  LWF2 1 1/4"		
top thickness >	1 1/4"	1 1/4"	1 1/4"	1 1/4"		
top thickness price >	1 1/4"	1 1/4"		1 1/4"		1 1/4"







Base Style	Table Description	Model #	Product Wt	1 1/4"	1 1/4"	1 1/4"	1 1/4"
 SC	48 Fix (18" base)	ECSC 48RDFX	154	2178	2708	3694	3742
	54 Fix (24" base)	ECSC 54RDFX	130	2597	3201	4800	4834
	60 Fix (24" base)	ECSC 60RDFX	202	2620	3284	4917	4962

Note: Transparent powder coats not available

To Order, Specify...

- 1 Model Number
- 2 Top Material
- 3 Edge Style and Thickness
- 4 Edge Color
- 4 Column Color
- 5 Panel Color
- 6 Additional Options



Veneer Wood	Veneer 1 1/4" Wood	Veneer 1 1/4" Wood	Veneer Wood
Flat	Square	Bullnose	Reverse Bevel
			
VW2R	VWS2	VWB2	VWR2
1 1/4"	1 1/4"	1 1/4"	1 1/4"
Fluted	Fluted		
			
VWF2R	VWF2		
1 1/4"	1 1/4"		
1 1/4"	1 1/4"		
5169	5546		
6119	6494		
7017	7394		

Finish Options

Powder Coat, Standard	n/c
Powder Coat, Premium.....	\$ 165
Platinum.....	\$ 488

Top Options

Special Laminate.....	TSP	call
Custom Cutout (per cutout)	TCC	\$ 120

Power + Data Options

Please reference the Power + Data Price List

Wire Management Options

Basket, Under Top Mount	WBT	\$ 97
1 Oval Brush Grommet, Location K.....	WOK	\$ 97
1 Oval Brush Grommet, Provide Location Print.....	WOG	\$ 97
1 Round Grommet, Location K	WRK	\$ 76
1 Round Grommet, Provide Location Print	WRG	\$ 76













Questions?



800 876 2120

top >
edge >

edge ordering code (radius corner) >
or
edge ordering code (square corner) >
top thickness >

edge ordering code (radius corner) >
or
edge ordering code (square corner) >
top thickness >
top thickness price >

Laminate PVC	Laminate Wood	Laminate Soft PVC	Laminate 1 1/4" Wood	Laminate 1 1/4" Wood	Laminate Wood
Flat  LP2R or LP2S 1 1/4"	Flat  LW2R or LW2S 1 1/4"	Bumper  LB2R 1 1/4"	Square  LWS2 1 1/4"	Bullnose  LWB2 1 1/4"	Reverse Bevel  LWR2 1 1/4"
Fluted  LPF2R or LPF2S 1 1/4"	Fluted  LWF2R or LWF2S 1 1/4"	Reverse Bevel Acrylic  LMRA2R or LMRA2S 1 1/4"	Fluted  LWF2 1 1/4"		
1 1/4"	1 1/4"	1 1/4"	1 1/4"	1 1/4"	1 1/4"







Base Style	Table Description	Model #	Product Wt
 SC	48 Fix (24" base)	ECSC 48SQFX	145
	54 Fix (24" base)	ECSC 54SQFX	165
	60 Fix (30" base)	ECSC 60SQFX	187
 SS	48 Fix (24" base)	ECSS 48SQFX	145
	54 Fix (24" base)	ECSS 54SQFX	165
	60 Fix (30" base)	ECSS 60SQFX	187

Note: Transparent powder coats not available

To Order, Specify...

- 1 Model Number
- 2 Top Material
- 3 Edge Style and Thickness
- 4 Edge Color
- 4 Column Color
- 5 Panel Color
- 6 Additional Options



Veneer Wood	Veneer 1 1/4" Wood	Veneer 1 1/4" Wood	Veneer Wood
Flat  VW2R or VW2S 1 1/4"	Square  VWS2 1 1/4"	Bullnose  VWB2 1 1/4"	Reverse Bevel  VWR2 1 1/4"
Fluted  VWF2R or VWF2S 1 1/4"	Fluted  VWF2 1 1/4"		
1 1/4"		1 1/4"	
5242		5619	
6119		6494	
7089		7466	
5242		5619	
6119		6494	
7089		7466	

Finish Options

Powder Coat, Standard	n/c
Powder Coat, Premium.....	\$ 165
Platinum.....	\$ 488

Top Options

Special Laminate.....	TSP	call
Custom Cutout (per cutout)	TCC	\$ 120

Power + Data Options

Please reference the Power + Data Price List

Wire Management Options

Basket, Under Top Mount	WBT	\$ 97
1 Oval Brush Grommet, Location K.....	WOK	\$ 97
1 Oval Brush Grommet, Provide Location Print.....	WOG	\$ 97
1 Round Grommet, Location K	WRK	\$ 76
1 Round Grommet, Provide Location Print	WRG	\$ 76















Questions?

800 876 2120

top >
edge >

edge ordering code (radius corner) >
or
edge ordering code (square corner) >
top thickness >

edge ordering code (radius corner) >
or
edge ordering code (square corner) >
top thickness >
top thickness price >







Laminate PVC	Laminate Wood	Laminate Soft PVC	Laminate 1 1/4" Wood	Laminate 1 1/2" Wood	Laminate Wood		
Flat  LP2R or LP2S 1 1/4"	Flat  LW2R or LW2S 1 1/4"	Bumper  LB2R 1 1/4"	Square  LWS2 1 1/4"	Bullnose  LWB2 1 1/4"	Reverse Bevel  LWR2 1 1/4"		
Fluted  LPF2R or LPF2S 1 1/4"	Fluted  LWF2R or LWF2S 1 1/4"	Reverse Bevel Acrylic  LMRA2R or LMRA2S 1 1/4"	Fluted  LWF2 1 1/4"				
1 1/4"	1 1/4"	1 1/4"	1 1/4"	1 1/4"	1 1/4"		
Base Style	Table Description	Model #	Product Wt				
 SA	42 x 72 Fix (2 ea. 20" bases)	ECSA 4272REFX	179	3698	4272	5748	5934
	42 x 84 Fix (2 ea. 20" bases)	ECSA 4284REFX	196	3940	4574	6317	6540
	42 x 96 Fix (2 ea. 20" bases)	ECSA 4296REFX	212	3989	4680	6467	6623
	48 x 96 Fix (2 ea. 26" bases)	ECSA 4896REFX	236	4006	4730	6712	6950
	48 x 120 Fix (2 ea. 26" bases)	ECSA 48120REFX	274	4558	5405	7426	7694
	48 x 144 Fix (3 ea. 26" bases)	ECSA 48144REFX	354	6096	7060	10680	11079
	48 x 192 Fix (4 ea. 26" bases)	ECSA 48192REFX	472	8738	9950	13501	13961
	60 x 120 Fix (2 ea. 34" bases)	ECSA 60120REFX	336	4917	5827	9447	9843
	60 x 144 Fix (3 ea. 34" bases)	ECSA 60144REFX	410	6699	7728	11359	11782
	60 x 192 Fix (4 ea. 34" bases)	ECSA 60192REFX	547	9184	10454	14670	15171
60 x 240 Fix (4 ea. 34" bases)	ECSA 60240REFX	641	10150	11659	16186	16272	
 SC	42 x 96 Fix (2 ea. 18" bases)	ECSC 4296REFX	241	4302	4996	6782	6938
	48 x 96 Fix (2 ea. 18" bases)	ECSC 4896REFX	260	4318	5042	7025	7264
	48 x 120 Fix (2 ea. 18" bases)	ECSC 48120REFX	298	4871	5718	7739	8006
	48 x 144 Fix (3 ea. 18" bases)	ECSC 48144REFX	390	6563	7531	11151	11550
	48 x 192 Fix (3 ea. 18" bases)	ECSC 48192REFX	482	8013	9224	12778	13237
	60 x 120 Fix (2 ea. 24" bases)	ECSC 60120REFX	374	5375	6286	9899	10300
	60 x 144 Fix (3 ea. 24" bases)	ECSC 60144REFX	491	7384	8409	12045	12464
	60 x 192 Fix (3 ea. 24" bases)	ECSC 60192REFX	585	8674	9946	14160	14666
	60 x 240 Fix (4 ea. 24" bases)	ECSC 60240REFX	749	11060	12572	17096	17184

Note: Transparent powder coats not available

To Order, Specify...

- 1 Model Number
- 2 Top Material
- 3 Edge Style and Thickness
- 4 Edge Color
- 4 Column Color
- 5 Panel Color
- 6 Additional Options



Veneer Wood	Veneer 1 1/4" Wood	Veneer 1 1/4" Wood	Veneer Wood
Flat  VW2R or VW2S 1 1/4"	Square  VWS2 1 1/4"	Bullnose  VWB2 1 1/4"	Reverse Bevel  VWR2 1 1/4"
Fluted  VWF2R or VWF2S 1 1/4"	Fluted  VWF2 1 1/4"		
1 1/4"		1 1/4"	
7237		7388	
7898		8051	
8593		8746	
9360		9513	
11326		11477	
14822		14972	
19568		19722	
13798		13950	
17192		17340	
22849		22999	
26647		26795	
8906		9056	
9677		9830	
11641		11788	
15293		15443	
18846		18997	
14255		14409	
17874		18025	
22340		22489	
27556		27708	

Finish Options

Powder Coat, Standard	n/c
Powder Coat, Premium.....	\$ 165
Platinum.....	\$ 488

Top Options

2-Piece Top (120" length only)	T2P	\$ 629
Special Laminate.....	TSP	call
Custom Cutout (per cutout)	TCC	\$ 120

Power + Data Options

Please reference the Power + Data Price List

Wire Management Options

Basket, Under Top Mount	WBT	\$ 97
1 Oval Brush Grommet, Location K.....	WOK	\$ 97
1 Oval Brush Grommet, Provide Location Print.....	WOG	\$ 97
1 Round Grommet, Location K	WRK	\$ 76
1 Round Grommet, Provide Location Print	WRG	\$ 76



Questions?

800 876 2120

top >
edge >

edge ordering code >

top thickness >

edge ordering code >

top thickness >

top thickness price >

Base Style

Table Description

Model #

Product Wt



SA

SA	42 x 72 Fix (2 ea. 20" bases)	ECSA 4272ARFX	178
	42 x 84 Fix (2 ea. 20" bases)	ECSA 4284ARFX	194
	42 x 96 Fix (2 ea. 20" bases)	ECSA 4296ARFX	210
	48 x 96 Fix (2 ea. 26" bases)	ECSA 4896ARFX	233
	48 x 120 Fix (2 ea. 26" bases)	ECSA 48120ARFX	271
	48 x 144 Fix (3 ea. 26" bases)	ECSA 48144ARFX	351
	48 x 192 Fix (4 ea. 26" bases)	ECSA 48192ARFX	469
	60 x 120 Fix (2 ea. 34" bases)	ECSA 60120ARFX	331
	60 x 144 Fix (3 ea. 34" bases)	ECSA 60144ARFX	404
	60 x 192 Fix (4 ea. 34" bases)	ECSA 60192ARFX	542
	60 x 240 Fix (4 ea. 34" bases)	ECSA 60240ARFX	635



SC

SC	42 x 96 Fix (2 ea. 18" bases)	ECSC 4296ARFX	239
	48 x 96 Fix (2 ea. 18" bases)	ECSC 4896ARFX	257
	48 x 120 Fix (2 ea. 18" bases)	ECSC 48120ARFX	295
	48 x 144 Fix (3 ea. 18" bases)	ECSC 48144ARFX	387
	48 x 192 Fix (3 ea. 18" bases)	ECSC 48192ARFX	479
	60 x 120 Fix (2 ea. 24" bases)	ECSC 60120ARFX	369
	60 x 144 Fix (3 ea. 24" bases)	ECSC 60144ARFX	485
	60 x 192 Fix (3 ea. 24" bases)	ECSC 60192ARFX	579
	60 x 240 Fix (4 ea. 24" bases)	ECSC 60240ARFX	743







Laminate PVC	Laminate Wood	Laminate Soft PVC	Laminate 1 1/4" Wood	Laminate 1 1/2" Wood	Laminate Wood
Flat LP2R	Flat LW2R	Bumper LB2R	Square LWS2	Bullnose LWB2	Reverse Bevel LWR2
1 1/4"	1 1/4"	1 1/4"	1 1/4"	1 1/4"	1 1/4"
Fluted LPF2R	Fluted LWF2R	Reverse Bevel Acrylic LMRA2R	Fluted LWF2 1 1/4"		
1 1/4"	1 1/4"	1 1/4"	1 1/4"		
1 1/4"	1 1/4"	1 1/4"	1 1/4"	1 1/4"	1 1/4"

Note: Transparent powder coats not available

To Order, Specify...

- 1 Model Number
- 2 Top Material
- 3 Edge Style and Thickness
- 4 Edge Color
- 4 Column Color
- 5 Panel Color
- 6 Additional Options



Veneer Wood	Veneer 1 1/4" Wood	Veneer 1 1/4" Wood	Veneer Wood
Flat	Square	Bullnose	Reverse Bevel
			
VW2R	VWS2	VWB2	VWR2
1 1/4"	1 1/4"	1 1/4"	1 1/4"
Fluted	Fluted		
			
VWF2R	VWF2		
1 1/4"	1 1/4"		
1 1/4"	1 1/4"		
7237	7388		
7898	8052		
8593	8746		
9360	8766		
11326	11477		
14822	14972		
19568	19722		
13798	13950		
17192	17340		
22849	22999		
26647	26795		
8906	9056		
9677	9830		
11641	11788		
15293	15443		
18846	18997		
14255	14409		
17874	18025		
22340	22489		
27556	27708		

Finish Options

Powder Coat, Standard	n/c
Powder Coat, Premium.....	\$ 165
Platinum.....	\$ 488

Top Options

2-Piece Top (120" length only)	T2P	\$ 629
Special Laminate.....	TSP	call
Custom Cutout (per cutout)	TCC	\$ 120

Power + Data Options

Please reference the Power + Data Price List

Wire Management Options

Basket, Under Top Mount	WBT	\$ 97
1 Oval Brush Grommet, Location K.....	WOK	\$ 97
1 Oval Brush Grommet, Provide Location Print.....	WOG	\$ 97
1 Round Grommet, Location K	WRK	\$ 76
1 Round Grommet, Provide Location Print	WRG	\$ 76



Questions?

800 876 2120

top >
edge >











edge ordering code >

top thickness >

edge ordering code >

top thickness >

top thickness price >







Base Style	Table Description	Model #	Product Wt	Laminate PVC	Laminate Wood	Laminate Soft PVC	Laminate 1 1/4" Wood	Laminate 1 1/4" Wood	Laminate Wood
				Flat  LP2R	Flat  LW2R	Bumper  LB2R	Square  LWS2	Bullnose  LWB2	Reverse Bevel  LWR2
				1 1/4"	1 1/4"	1 1/4"	1 1/4"	1 1/4"	1 1/4"
Racetrack									
 SA	42 x 84 Fix (2 ea. 20" bases)	ECSA 4284RAFX	184	4212		5283		6547	6966
	42 x 96 Fix (2 ea. 20" bases)	ECSA 4296RAFX	200	4268		5404		6770	7217
	48 x 96 Fix (2 ea. 26" bases)	ECSA 4896RAFX	220	4276		5430		7040	7309
	48 x 120 Fix (2 ea. 26" bases)	ECSA 48120RAFX	257	4831		6121		7935	8240
	48 x 144 Fix (3 ea. 26" bases)	ECSA 48144RAFX	338	6373		7790		12295	13318
	60 x 144 Fix (3 ea. 34" bases)	ECSA 60144RAFX	385	6923		8387		13122	14025
	60 x 192 Fix (4 ea. 34" bases)	ECSA 60192RAFX	522	9323		11143		16306	16936
	60 x 240 Fix (4 ea. 34" bases)	ECSA 60240RAFX	616	10389		12380		17767	18478
Oval									
 SC	42 x 84 Fix (2 ea. 18" bases)	ECSC 4284RAFX	213	4527		5595		6859	7276
	42 x 96 Fix (2 ea. 18" bases)	ECSC 4296RAFX	229	4581		5717		7083	7531
	48 x 96 Fix (2 ea. 18" bases)	ECSC 4896RAFX	244	4588		5743		7352	7621
	48 x 120 Fix (2 ea. 18" bases)	ECSC 48120RAFX	281	5142		6432		8246	8556
	48 x 144 Fix (3 ea. 18" bases)	ECSC 48144RAFX	374	6842		8259		12763	13789
	60 x 144 Fix (3 ea. 24" bases)	ECSC 60144RAFX	466	7609		9069		13804	14707
	60 x 192 Fix (3 ea. 24" bases)	ECSC 60192RAFX	560	8906		10632		15799	16428
	60 x 240 Fix (4 ea. 24" bases)	ECSC 60240RAFX	724	11299		13290		18679	19389
 SA	60 x 120 Fix (2 ea. 26" bases)	ECSA 60120OVFX	270	5026		6574		8759	9118
	60 x 144 Fix [(1) 34", (2) 20" bases]	ECSA 60144OVFX	348	6795		8433		13257	13821
 SC	42 x 96 Fix (2 ea. 18" bases)	ECSC 4296OVFX	213	4423		5786		7952	8266
	48 x 96 Fix (2 ea. 18" bases)	ECSC 4896OVFX	228	4431		5829		7881	8182
	48 x 120 Fix (2 ea. 18" bases)	ECSC 48120OVFX	257	4979		6462		8519	8849
	48 x 144 Fix (3 ea. 18" bases)	ECSC 48144OVFX	342	6666		8276		12775	13284
	60 x 120 Fix (2 ea. 18" bases)	ECSC 60120OVFX	309	5410		6957		9144	9503
	60 x 144 Fix [(1) 24", (2) 18" bases]	ECSC 60144OVFX	416	7337		8973		13797	14361

Note: Transparent powder coats not available

To Order, Specify...

- 1 Model Number
- 2 Top Material
- 3 Edge Style and Thickness
- 4 Edge Color
- 4 Column Color
- 5 Panel Color
- 6 Additional Options



Veneer Wood	Veneer 1 1/4" Wood	Veneer 1 1/4" Wood	Veneer Wood
Flat	Square	Bullnose	Reverse Bevel
			
VW2R	VWS2	VWB2	VWR2
1 1/4"	1 1/4"	1 1/4"	1 1/4"
Fluted	Fluted		
			
VWF2R	VWF2		
1 1/4"	1 1/4"		
1 1/4"	1 1/4"		
8052		8203	
8975		9128	
9513		9667	
11477		11628	
14972		15121	
17295		17442	
22953		23107	
26749		26900	
8364		8515	
9291		9440	
9830		9979	
11788		11942	
15443		15593	
17977		18130	
22449		22596	
27664		27815	
13950		14326	
17340		17714	
9061		9214	
9830		9979	
11788		12167	
15440		15816	
14334		14710	
17878		18257	

Finish Options

Powder Coat, Standard	n/c
Powder Coat, Premium.....	\$ 165
Platinum.....	\$ 488

Top Options

2-Piece Top (120" length only)	T2P	\$ 629
Special Laminate.....	TSP	call
Custom Cutout (per cutout)	TCC	\$ 120

Power + Data Options

Please reference the Power + Data Price List

Wire Management Options

Basket, Under Top Mount	WBT	\$ 97
1 Oval Brush Grommet, Location K.....	WOK	\$ 97
1 Oval Brush Grommet, Provide Location Print.....	WOG	\$ 97
1 Round Grommet, Location K	WRK	\$ 76
1 Round Grommet, Provide Location Print	WRG	\$ 76



Questions?

800 876 2120

top >
edge >

edge ordering code >

top thickness >

edge ordering code >

top thickness >

top thickness price >







Laminate PVC	Laminate Wood	Laminate Soft PVC	Laminate 1 1/4" Wood	Laminate 1 1/2" Wood	Laminate Wood				
Flat	Flat	Bumper	Square	Bullnose	Reverse Bevel				
LP2R	LW2R	LB2R	LWS2	LWB2	LWR2				
1 1/4"	1 1/4"	1 1/4"	1 1/4"	1 1/4"	1 1/4"				
Fluted	Fluted	Reverse Bevel Acrylic	Fluted						
LPF2R	LWF2R	LMRA2R	LWF2 1 1/4"						
1 1/4"	1 1/4"	1 1/4"	1 1/4"						
1 1/4"	1 1/4"	1 1/4"	1 1/4"		1 1/4"				
Base Style	Table Description	Model #	Product Wt						
	Boatshape								
	SA 42 x 48 x 96 Fix (2 ea. 26" bases)	ECSA 4296BTFX	230	4372	5446	7533	7646		
	42 x 48 x 120 Fix (2 ea. 26" bases)	ECSA 42120BTFX	266	4925	6121	8443	8585		
	42 x 48 x 144 Fix [(1) 26", (2) 20" bases]	ECSA 42144BTFX	335	6461	7776	12348	12864		
	48 x 60 x 192 Fix [(2) 26", (2) 34" bases]	ECSA 48192BTFX	538	9545	11126	12707	17761		
48 x 60 x 240 Fix [(2) 26", (2) 34" bases]	ECSA 48240BTFX	626	10518	12375	18419	18523			
	Boatshape								
	SC 42 x 48 x 96 Fix (2 ea. 18" bases)	ECSC 4296BTFX	254	4685	5758	7845	7959		
	42 x 48 x 120 Fix (2 ea. 18" bases)	ECSC 42120BTFX	290	5239	6432	8757	8897		
	42 x 48 x 144 Fix (3 ea. 18" bases)	ECSC 42144BTFX	375	6933	8242	12820	13332		
	48 x 60 x 192 Fix [(1) 24", (2) 18" bases]	ECSC 48192BTFX	530	8889	10478	12057	17112		
48 x 60 x 240 Fix [(2) 24", (2) 18" bases]	ECSC 48240BTFX	688	11284	13141	19191	19294			
	Arc Boatshape								
	SA 42 x 48 x 96 Fix (2 ea. 26" bases)	ECSA 4296ABFX	224	4372	5446	7533	7646		
	42 x 48 x 120 Fix (2 ea. 26" bases)	ECSA 42120ABFX	260	4925	6121	8443	8585		
	42 x 48 x 144 Fix [(1) 26", (2) 20" bases]	ECSA 42144ABFX	338	6461	7776	12348	12864		
	48 x 60 x 192 Fix [(2) 26", (2) 34" bases]	ECSA 48192ABFX	529	9545	11126	12707	17761		
48 x 60 x 240 Fix [(2) 26", (2) 34" bases]	ECSA 48240ABFX	615	10518	12375	18419	18523			
	Arc Boatshape								
	SC 42 x 48 x 96 Fix (2 ea. 18" bases)	ECSC 4296ABFX	248	4685	5758	7845	7959		
	42 x 48 x 120 Fix (2 ea. 18" bases)	ECSC 42120ABFX	284	5239	6432	8757	8897		
	42 x 48 x 144 Fix (3 ea. 18" bases)	ECSC 42144ABFX	374	6933	8242	12820	13332		
	48 x 60 x 192 Fix [(1) 24", (2) 18" bases]	ECSC 48192ABFX	521	8889	10478	12057	17112		
48 x 60 x 240 Fix [(2) 24", (2) 18" bases]	ECSC 48240ABFX	677	11284	13141	19191	19294			

Note: Transparent powder coats not available

To Order, Specify...

- 1 Model Number
- 2 Top Material
- 3 Edge Style and Thickness
- 4 Edge Color
- 4 Column Color
- 5 Panel Color
- 6 Additional Options



Veneer Wood	Veneer 1 1/4" Wood	Veneer 1 1/4" Wood	Veneer Wood
Flat	Square	Bullnose	Reverse Bevel
			
VW2R	VWS2	VWB2	VWR2
1 1/4"	1 1/4"	1 1/4"	1 1/4"
Fluted	Fluted		
			
VWF2R	VWF2		
1 1/4"	1 1/4"		
1 1/4"	1 1/4"		
9513	9667		
11477	11628		
14972	15121		
22999	23147		
26795	26946		
9830	9979		
11788	11942		
15443	15593		
22347	22500		
27564	27715		
9513	9667		
11477	11628		
14972	15121		
22999	23147		
26795	26946		
9830	9979		
11788	11942		
15443	15593		
22347	22500		
27564	27715		

Finish Options

Powder Coat, Standard	n/c
Powder Coat, Premium.....	\$ 165
Platinum.....	\$ 488

Top Options

2-Piece Top (120" length only)	T2P	\$ 629
Special Laminate.....	TSP	call
Custom Cutout (per cutout)	TCC	\$ 120

Power + Data Options

Please reference the Power + Data Price List

Wire Management Options

Basket, Under Top Mount	WBT	\$ 97
1 Oval Brush Grommet, Location K.....	WOK	\$ 97
1 Oval Brush Grommet, Provide Location Print.....	WOG	\$ 97
1 Round Grommet, Location K	WRK	\$ 76
1 Round Grommet, Provide Location Print	WRG	\$ 76



Questions?

800 876 2120

top >
edge >

edge ordering code (radius corner) >
or
edge ordering code (square corner) >
top thickness >

edge ordering code (radius corner) >
or
edge ordering code (square corner) >
top thickness >
top thickness price >







Laminate PVC	Laminate Wood	Laminate Soft PVC	Laminate 1 1/4" Wood	Laminate 1 1/4" Wood	Laminate Wood		
Flat	Flat	Bumper	Square	Bullnose	Reverse Bevel		
LP2R or LP2S 1 1/4"	LW2R or LW2S 1 1/4"	LB2R 1 1/4"	LWS2 1 1/4"	LWB2 1 1/4"	LWR2 1 1/4"		
Fluted	Fluted	Reverse Bevel Acrylic	Fluted				
LPF2R or LPF2S 1 1/4"	LWF2R or LWF2S 1 1/4"	LMRA2R or LMRA2S 1 1/4"	LWF2 1 1/4"				
1 1/4"	1 1/4"	1 1/4"	1 1/4"		1 1/4"		
Base Style	Table Description	Model #	Product Wt				
	SA Video Conference						
	36 x 48 x 96 Fix [(1) 20", (1) 26" bases]	ECSA 3696VCFX	212	4276	5430	7194	7501
	36 x 48 x 120 Fix [(1) 20", (1) 26" bases]	ECSA 36120VCFX	245	4831	6121	7595	7921
	36 x 48 x 144 Fix (3 ea. 20" bases)	ECSA 36144VCFX	326	6373	7790	11687	12200
	48 x 60 x 120 Fix [(1) 26", (1) 34" bases]	ECSA 48120VCFX	305	6339	7625	8364	8647
	48 x 60 x 144 Fix (3 ea. 26" bases)	ECSA 48144VCFX	382	6923	8387	12659	13221
	48 x 60 x 192 Fix (4 ea. 26" bases)	ECSA 48192VCFX	510	9323	11143	15710	16384
48 x 60 x 240 Fix (4 ea. 26" bases)	ECSA 48240VCFX	594	10389	12380	17045	18384	
	SC						
	48 x 60 x 192 Fix (3 ea. 24" bases)	ECSC 48192VCFX	548	7486	9213	15201	15876
48 x 60 x 240 Fix (4 ea. 24" bases)	ECSC 48240VCFX	702	11299	13290	17958	19295	
	SA Arc Video Conference						
	36 x 48 x 96 Fix [(1) 20", (1) 26" bases]	ECSA 3696AVFX	211	4276	5430	7194	7501
	36 x 48 x 120 Fix [(1) 20", (1) 26" bases]	ECSA 36120AVFX	244	4831	6121	7595	7921
	36 x 48 x 144 Fix (3 ea. 20" bases)	ECSA 36144AVFX	324	6373	7790	11687	12200
	48 x 60 x 120 Fix [(1) 26", (1) 34" bases]	ECSA 48120AVFX	303	6339	7625	8364	8647
	48 x 60 x 144 Fix (3 ea. 26" bases)	ECSA 48144AVFX	379	6923	8387	12659	13221
	48 x 60 x 192 Fix (4 ea. 26" bases)	ECSA 48192AVFX	506	9323	11143	15710	16384
48 x 60 x 240 Fix (4 ea. 26" bases)	ECSA 48240AVFX	589	10389	12380	17045	18384	
	SC						
	48 x 60 x 192 Fix (3 ea. 24" bases)	ECSC 48192AVFX	544	7486	9213	15201	15876
48 x 60 x 240 Fix (4 ea. 24" bases)	ECSC 48240AVFX	700	11299	13290	17958	19295	

Note: Transparent powder coats not available

To Order, Specify...

- 1 Model Number
- 2 Top Material
- 3 Edge Style and Thickness
- 4 Edge Color
- 4 Column Color
- 5 Panel Color
- 6 Additional Options



Veneer Wood	Veneer 1 1/4" Wood	Veneer 1 1/4" Wood	Veneer Wood
Flat  VW2R or VW2S 1 1/4"	Square  VWS2 1 1/4"	Bullnose  VWB2 1 1/4"	Reverse Bevel  VWR2 1 1/4"
Fluted  VWF2R or VWF2S 1 1/4"	Fluted  VWF2 1 1/4"		
1 1/4"		1 1/4"	
9513		9667	
11477		11628	
14972		15121	
13950		14104	
17340		17491	
22999		23147	
26795		26946	
22489		22639	
27708		27859	
9513		9667	
11477		11628	
14972		15121	
13950		14104	
17340		17491	
22999		23147	
26795		26946	
22489		22639	
27708		28439	

Finish Options

Powder Coat, Standard	n/c
Powder Coat, Premium.....	\$ 165
Platinum.....	\$ 488

Top Options

2-Piece Top (120" length only)	T2P	\$ 629
Special Laminate.....	TSP	call
Custom Cutout (per cutout)	TCC	\$ 120

Power + Data Options

Please reference the Power + Data Price List

Wire Management Options

Basket, Under Top Mount	WBT	\$ 97
1 Oval Brush Grommet, Location K.....	WOK	\$ 97
1 Oval Brush Grommet, Provide Location Print.....	WOG	\$ 97
1 Round Grommet, Location K	WRK	\$ 76
1 Round Grommet, Provide Location Print	WRG	\$ 76

**Tops**

Eliga X base tables are available in round and square top shapes. Rectangle, racetrack, boatshape and arc boatshape top shapes are available with the E-series tables, and the End-Sit tables are standard with rectangle top shapes. The laminate and veneer tops in the Eliga series are 1" thick with square corners.

Bases

The X base is constructed of a single square tube upright with four Eliga shaped feet. The E-Series and End-Sit table bases feature a parallelogram tube construction. The round and square tops can be specified with fixed or tilt bases in either 29" standard table height or 42" stand-up table height. The standard table height for the E-series and End-Sit tables is 29". When End-Sit tables are configured in a group setting the angles of the legs permit comfortable "end-seating" by creating a cove where the user can nest.

Modesty Panels

The 24" and 30" wide tables with four post legs may be specified with or without a modesty panel. The rectangle sliding table has a fixed modesty panel.

Features + Options

Tables are standard with nylon adjustable glides. Optional casters and table link are available where applicable. See individual pricing pages for additional available features such as fixed or slim tilt bases and sliding tops. Base and top options can also be found on page 72.

Power + Data

To complete your specification, power and data along with wire management options can be added to your table. Refer to the Power + Data Price List. All End-Sit bases feature an integrated wire manager in the leg.

Whiteboard

To complete your training room or collaborative environment an Eliga mobile whiteboard can be added to your specification. The whiteboard features dual-wheel locking casters, generous two-sided magnetic dry erase writing surface and a shelf on each side for marker and eraser storage. Whiteboard is available in all Versteel powder coat colors.

Laminate and Veneer, Standard Core Construction

The standard top construction consists of 45-50 lb particleboard, surfaced with a high pressure laminate or plain sliced veneer face. A backer sheet is laminated to the underside of the top. Tops are shipped pre-drilled for field installation of bases and accessories.



PVC Flat Edge

Edge of 2mm PVC hot melt banded to the top with 1/8" radius at the top and bottom. Available with 1 1/2" radius corners or square corners.

Offered in twenty-one (21) standard colors.



Wood Flat Edge

Wood banding hot melt banded to the top with 1/8" radius at the top and bottom. Available with 1 1/2" radius corners or square corners.



Offered in Ash, Cherry, Maple or Walnut materials.



Wood Square Edge

Edge of 1 1/4" wide solid wood with softened top and bottom edges, and square, softened mitered corners.



Offered in Ash, Cherry, Maple or Walnut materials.

Shipping Schedule

Standard Items

Laminate, PVC Edge	3-5 WEEKS
Laminate, Wood Edge	3-5 WEEKS
Veneer, Wood Edge	6-8 WEEKS

Contact Versteel Customer Service for special lead time requests.

BIFMA

All Versteel products are constructed to pass the relevant ANSI/BIFMA standards. For more detailed specifications by series and base style, contact Versteel Customer Service at 800.876.2120.

Additional information regarding warranty, terms and conditions, shipping, care and maintenance, etc. can be found in the All Tables price list.

To Order, Specify...

- 1 Model Number, include top and edge style
- 2 Top Material
 - a. Laminate manufacturer and color
 - b. Veneer species and finish color
- 3 Edge Color
- 4 Base Color
- 5 Additional Options

base model					finish selections			options		
EG	TE	3072	RE	ST	LP7S	TP	WW160-SD	CPRC	ECHR	CAS55
series	base style	top size	top shape	table function	top, edge & corner	top laminate manufacturer & laminate color	edge color	base color		base option

An **EGTE 3072REST LP7S** is an Eliga series 30" x 72" rectangle table with slim-tilt end-sit bases, a laminate 1" thick top with a PVC edge and square corners.

The codes **TP WW160-SD / CPRC / ECHR** specify a Pionite WW160-SD Pralines & Cream laminate, Pralines & Cream PVC and Chrome bases.

The code **CAS55** specifies dual wheel black hard wheel casters.

Model Number **EGTE 3072REST LP7S**

Orders may be sent via
Mailing Address

Versteel
 2332 Cathy Lane
 Jasper IN 47546

Contact Versteel

Email contact@versteel.com
Phone 800 876 2120
 812 634 2120
Fax 812 482 9318

Laminate

Versteel's standard offering of laminates includes over 900 laminates from Formica, Nevamar, Pionite and Wilsonart.

Laminate manufacturers change standard offerings frequently, making it possible a standard product can become unavailable. Versteel cannot be responsible for any inconvenience this may cause.

Veneer

Eliga tables are available with plain sliced Ash, Cherry, Maple and Walnut veneers.

Veneer Species

Ash AP01	Maple MP01
Cherry CP01	Walnut WP01

Veneer Finish

Ash

Beach. VBEA	Fog VFOG
Chestnut. VCHE	Pebble VPBE
Drift VDRI	Whisper VWHI
Fawn VFAW	

Cherry

Blossom Cherry VBLC	Java Cherry. VJAC
Cordovan Cherry VCNC	Millwork Cherry. VMWC
Golden Cherry VGNC	

Maple

Caramel Maple VCMM	Sugar Maple VSUM
Solar Maple. VSLM	

Walnut

Brighton Walnut VBRW	Natural Walnut. VNAW
Espresso Walnut. VESW	

PVC Edge Colors

Absolute Acajou CABA	Pearl CPEA
Alloy. CALY	Platinum CPLA
Carbon. CCAR	Pralines & Cream CPRC
Champagne CCHA	Shadow CSHA
Coconut CCOC	Snow CSNO
Ebony. CEBO	Stone CSTO
Florence Walnut CFLW	Storm. CSTM
Fossil CFOS	Whisper CWHI
Graphite CGRA	White Linen CWHL
Grey. CGRE	
Kensington Maple. CKEM	
Nimbus. CNIM	

Wood Edge Species

Ash A01	Maple. M01
Cherry C01	Walnut W01

Wood Edge Finishes

Ash

Beach. WBEA	Fog WFOG
Chestnut. WCHE	Pebble WPEB
Drift WDRI	Whisper WWHI
Fawn WFAW	

Cherry

Blossom Cherry WBLC	Java Cherry. WJAC
Cordovan Cherry WCNC	Millwork Cherry. WMWC
Golden Cherry WGNC	

Maple

Caramel Maple WCMM	Sugar Maple WSUM
Solar Maple. WSLM	

Walnut

Brighton Walnut WBRW	Natural Walnut. WNAW
Espresso Walnut. WESW	

Studio Steel®

Versteel’s “urban fabrication” process leaves the telltale signs of welding and assembly on the surface, highlighting a manufacturing aesthetic. Choosing a clear or transparent powder coat is recommended, allowing tonal striations (created as a result of extreme heat), natural textures, and the inherent qualities of raw steel to show through.

Studio Steel Process \$165

Powder Coat Finishes

All powder coat finishes in the Versteel offering have been formulated with the use of epoxy, polyester or epoxy and polyester blends to maximize the finish durability.

Powder Coat Finish Options

Powder Coat – Standard n/c
 Powder Coat – Premium (Hope). \$165
 Powder Coat – Premium (Platinum) \$488

Powder Coat Colors

Alloy.PALY	MintPMNT
AmethystPAME	NavyPNAV
AnthracitePANT	Nimbus.PNIM
Black Anodized.PBLA	NutmegPNUT
BronzePBRO	◆ PacificPPAC
CalypsoPCAL	PearlPPEA
Carbon.PCAR	PebblePPEB
ChampagnePCHA	Ⓟ PlatinumPPLA
CoconutPCOC	Poppy.PPOP
◆ Copper.PCOP	◆ Raven.PRAV
CrimsonPCRI	RoyalPROY
◆ CrystalPCRY	◆ SatinPSAT
Daffodil.PDAF	SeasidePSEA
Ebony.PEBO	ShipyardPSHI
Forest.PFOR	SilverPSIL
FossilPFOS	SnowPSNO
◆ GarnetPGAR	StonePSTO
◆ Gold.PGOL	Storm.PSTM
GraphitePGRA	Terra CottaPTEC
Ⓟ HopePHOP	WhisperPWHI
Kelly GreenPKEG	White LinenPWHL
◆ MattePMAT	Powder Coat Alternative .	.OPA
Mica.PMIC		

Transparent Powder Coats (indicated by ◆)

Please note that the transparent characteristics of these powders allow all natural welds and textures inherent to raw steel to be visible. Transparent powder coat available on Eliga upon sample approval.

Premium Powder Coats (indicated by Ⓟ)

Versteel’s premium process uses specially formulated powder coats for a truly unique color palette.

Chrome

Versteel applies a deep luster chrome plated finish. Chrome is the most durable finish available. Specify Chrome and add \$649 list per table.

Chrome ECHR

Nickel

Versteel applies a nickel plated finish with a clear coat applied for durability Specify Nickel and add \$710 list per table.

Nickel ENKL

NOTE CHROME AND NICKEL ARE NOT AVAILABLE ON THE ELIGA WHITEBOARD

Finish Reference & Samples

For finish color reference, please refer to our website. Contact Versteel Customer Service to receive actual color samples for color matches and final color approval.

Special Laminate

Call for quotation

Specify code **TSP** (*Special Laminate*), indicate the quoted charges per table

Special laminates and patterns can be specified as an option. To specify, contact Versteel Customer Service for availability and pricing.

NOTE LAMINATES IN STANDARD COLORS AND TEXTURES FROM FORMICA, NEVAMAR, PIONITE AND WILSONART ARE STANDARD

CAUTION LAMINATE MANUFACTURERS CHANGE STANDARD OFFERINGS FREQUENTLY, MAKING IT POSSIBLE A STANDARD PRODUCT CAN BECOME UNAVAILABLE. VERSTEEL CANNOT BE RESPONSIBLE FOR ANY INCONVENIENCE THIS MAY CAUSE.

Custom PVC Color Match

Call for quotation / one time charge per color, per order

Specify code **OCF** (*Custom PVC Color Match*), add cost from Versteel quotation

PVC Color Match can be the selection of a color that is available from a Versteel supplier or a new custom color developed for the order. Minimum footage requirements mean that the amount of material needed for your order will effect the cost.

For PVC Color Matching you must supply a color reference sample. Versteel will review the sample for possible existing colors available and send a sample for customer approval. If no color match exists, a custom match will be developed and sampled for customer approval before a production schedule is established.

Powder Coat Alternative

Call for quotation

Specify code **OPA** (*Powder Coat Alternative*), add cost from Versteel quotation

Powder Coat Alternative is available from Versteel. The entire RAL color reference along with hundreds of other color and finishes are available.

For Powder Coat Alternative matching, you must supply a color reference sample, or an RAL number. Versteel will review the sample for possible existing colors available and send a sample for customer approval. If no color match exists a custom match can be developed. Call Versteel Customer Service for associated upcharges on custom color development.

Stain Finish Match

\$996 / one time charge per finish, per order

Specify code **OSM** (*Stain Finish Match*), add \$996.00 list per finish, per order

Alternative Stain Finishes are available for veneer and wood edged tops.

For Stain Finish Matching you must supply two 4" x 4" finish color and grain reference samples. An expertly finish matched sample will be provided for customer approval.

Veneer and Wood Edge Alternatives

Call for quotation

For veneer and wood edge requirements other than the standard plain sliced Ash, Cherry, Maple and Walnut, contact Versteel Customer Service. Versteel is adept at working with a host of domestic and exotic materials. From inlays, figures, pie cuts and special edge profiles, to custom fill levels and sheens, each top is created using the best of technology and old world craftsmanship. The items you only imagined or expected to only be available from a millwork shop are now just another part of your Versteel order. Call Versteel Customer Service for availability and quotation.

Wood Finish Alternatives

Call for quotation

When veneer tables are required to have a finish other than the standard natural grain fill level finish appearance, semi-filled or full-filled finishes are available by requesting a quote from Versteel. Call Versteel Customer Service for availability and quotation.

Table Top and Edge Alternatives

Table tops and/or edges can be produced in alternative materials if desired. Contact Versteel Customer Service for pricing and availability.

Alternate Core Construction

Alternate core constructions are available, including medium density fiberboard (MDF), and cores that contain no urea formaldehyde. Contact Versteel Customer Service for pricing and availability.

NOTE CUSTOMS OR ALTERNATIVES MAY AFFECT STANDARD PRODUCTION SCHEDULES

Alternate Table Height 32" and Under**\$196 / table**

Specify code **BAH** (*Alternate Height 32" and under*), indicate desired table height (32" or less), add \$196.00 list per table

Suggested typing height table is 26 ¾"

Suggested wheelchair height table is 32"

Suggested stand up height table is 42"

NOTE FOR OTHER TABLE HEIGHT REQUIREMENTS CONTACT VERSTEEL CUSTOMER SERVICE FOR STRUCTURAL DETAILS, PRICING AND AVAILABILITY

NOTE NOT ALL ELIGA TABLES ARE AVAILABLE WITH AN ALTERNATE TABLE HEIGHT. REFER TO PRICING PAGES OR CONTACT VERSTEEL CUSTOMER SERVICE.

Casters - Dual Hard Wheel Black Hard or Soft**\$171 / table**

Specify code **CAS55** (Hard Wheel) or **CAS57** (Soft Wheel), add \$171.00 list per table

Dual wheel, black, 2" diameter, standard locking casters are available on X1 and TE base styles. Each is fitted into a reinforced caster receiver and must be specified at time of order. Caster option does not change the overall height of the table. See individual product pages for availability and ordering code.

**Mix - Dual Hard Wheel Casters & Glides****\$163 / table**

Specify code **BMD** (*Mix - Dual Hard Wheel Casters & Glides*), add \$163.00 list per table

Tables with TE bases can be specified with dual hard wheel, black, 2" diameter, standard locking casters on half of the table, with glides on the other half. Each caster is fitted into a reinforced receiver and must be specified at time of order. Mix option does not change the overall height of the table.

Casters - Dual Wheel Black Hard**\$171 / table**

Specify code **CAS50** (Hard Wheel), add \$171.00 list per table

Dual wheel, black, 2.15" diameter, standard locking casters are available on E1 and E2 base styles. Each is fitted into a reinforced caster receiver and must be specified at time of order. Caster option does not change the overall height of the table. See individual product pages for availability and ordering code.

**Self-Leveling Glides****\$49 / table**

Specify code **GLD04** (*Self-Leveling Glides*), add \$49.00 list per table

Self-Leveling Glides replace standard glides. This option allows the table to automatically compensate up to ½" for floors that are not level. Self-leveling glides increase overall table height by ¾". See individual product pages for availability.



Top Custom Cutout

\$120 / cutout

Specify code **TCC** (Top Custom Cutout), add \$120.00 list per cutout

Top Custom Cutout requires a drawing for production and is subject to approvals.

Table Link

\$251 / table

Specify code **TLK** (Table Link), add \$251.00 list per table

Table Link is for linking Versteel table configurations in typical room situations. Table link will prevent the accidental disconnection of power supply to adjacent tables. Available on tables with PVC, 3mm Wood, Wood Square, Wood Fluted and Ergo user side edge details.



Closed end link brackets are provided for tops without bases or tables with a base that does not allow the table to stand alone.



Table Link - Ends Only

\$135 / table

Specify code **TLE** (Table Link - Ends Only), add \$135.00 list per table

Table Link is for linking Versteel table configurations in typical room situations. Specify Table Link - Ends Only when your configuration requires linking on the table ends only. Available on tables with PVC, 3mm Wood, Wood Square, Wood Fluted and Ergo user side edge details. Table Link - Ends Only is included with electrical package options. This will prevent the accidental disconnection of power supply to adjacent tables.





Questions?

800 876 2120

top > edge >	Laminate PVC	Laminate Wood	Laminate 1 1/4" Wood	Veneer Wood	Veneer 1 1/4" Wood
	Flat	Flat	Square	Flat	Square
edge ordering code >	LP7R	LW7R	LWS7	VW7R	VWS7
top thickness >	1"	1"	1"	1"	1"
top thickness price >	1"	1"	1"	1"	1"

Base Style		Table Description	Model #	Product Wt	1"	1"	1"	1"	1"
 X1		24 Fix	EGX1 24RDFX	30	992	1363	1736	2066	2206
		30 Fix	EGX1 30RDFX	35	1135	1603	2069	2428	2555
		36 Fix	EGX1 36RDFX	44	1310	1869	2428	2570	2752
		42 Fix	EGX1 42RDFX	53	1562	2209	2860	3111	3344
		48 Fix	EGX1 48RDFX	64	1590	2337	3081	3637	3924
 X1S		24 Stand Fix	EGXIS 24RDFX	37	1028	1399	1774	2102	2244
		30 Stand Fix	EGXIS 30RDFX	44	1166	1633	2098	2459	2633
		36 Stand Fix	EGXIS 36RDFX	52	1341	1900	2459	2602	2782
		42 Stand Fix	EGXIS 42RDFX	62	1589	2239	2892	3140	3372
		48 Stand Fix	EGXIS 48RDFX	73	1620	2365	3110	3675	3955

Note: Eliga X bases with power and data ship with modified top plates. Contact Versteel Customer Service for application specifics.

Note: Casters not available on stand up height.

To Order, Specify...

- 1 Model Number
- 2 Top Material
- 3 Edge Style and Thickness
- 4 Edge Color
- 5 Base Color
- 6 Additional Options



Base Options

	Code	Price
Casters (4), Dual Wheel Black Hard WheelCAS55	\$ 171
Casters (4), Dual Wheel Black Soft Wheel		
Available on X1 baseCAS57	\$ 171
Self-Leveling Glides (4)GLD04	\$ 49

Finish Options

Chrome	\$ 649
Nickel	\$ 710
Powder Coat, Standard	n/c
Powder Coat, Premium	\$ 165
Platinum	\$ 488
<small>Transparent Powder Coat available by sample approval</small>	

Top Options

Special Laminate	TSP	call
Custom Cutout (per cutout)	TCC	\$ 120

Power + Data Options

Please reference the Power + Data Price List

NOTE HEMISPHERE AND NODE ARE RECOMMENDED FOR USE WITH ELIGA X BASES

Wire Management Options








1 Round Grommet, Provide Location Print	WRG	\$ 76
---	-----	-------



Questions?
800 876 2120

top >
edge >

edge ordering code (square corner) >
top thickness >

	Laminate PVC	Laminate Wood	Laminate 1 1/4" Wood	Veneer Wood	Veneer 1 1/4" Wood			
	Flat 	Flat 	Square 	Flat 	Square 			
	LP7S 1"	LW7S 1"	LWS7 1"	VW7S 1"	VWS7 1"			
top thickness price >	1"	1"	1"	1"	1"			
Base Style	Table Description	Model #	Product Wt					
 X1	24 Fix	EGX1 24SQFX	33	992	1363	1736	2066	2206
	30 Fix	EGX1 30SQFX	40	1135	1603	2069	2428	2555
	36 Fix	EGX1 36SQFX	50	1310	1869	2428	2570	2752
	42 Fix	EGX1 42SQFX	60	1562	2209	2860	3111	3344
	48 Fix	EGX1 48SQFX	75	1590	2337	3081	3637	3924
 X1S	24 Stand Fix	EGXIS 24SQFX	40	1028	1399	1774	2102	2244
	30 Stand Fix	EGXIS 30SQFX	49	1166	1633	2098	2459	2633
	36 Stand Fix	EGXIS 36SQFX	58	1341	1900	2459	2602	2782
	42 Stand Fix	EGXIS 42SQFX	69	1589	2239	2892	3140	3372
	48 Stand Fix	EGXIS 48SQFX	84	1620	2365	3110	3675	3955

Note: Eliga X bases with power and data ship with modified top plates. Contact Versteel Customer Service for application specifics.

Note: Casters not available on stand up height.

To Order, Specify...

- 1 Model Number
- 2 Top Material
- 3 Edge Style and Thickness
- 4 Edge Color
- 5 Base Color
- 6 Additional Options



Base Options

	Code	Price
Casters (4), Dual Wheel Black Hard WheelCAS55	\$ 171
Casters (4), Dual Wheel Black Soft Wheel		
Available on X1 baseCAS57	\$ 171
Self-Leveling Glides (4)GLD04	\$ 49

Finish Options

Chrome	\$ 649
Nickel	\$ 710
Powder Coat, Standard	n/c
Powder Coat, Premium	\$ 165
Platinum	\$ 488
<small>Transparent Powder Coat available by sample approval</small>	

Top Options

Special Laminate	TSP	call
Custom Cutout (per cutout)	TCC	\$ 120

Power + Data Options

Please reference the Power + Data Price List

NOTE HEMISPHERE AND NODE ARE RECOMMENDED FOR USE WITH ELIGA X BASES

Wire Management Options

1 Round Grommet, Provide Location Print	WRG	\$ 76
---	-----	-------








Questions?

800 876 2120

top >
edge >

edge ordering code (square corner) >
top thickness >

	Laminate PVC	Laminate Wood	Laminate 1 1/4" Wood	Veneer Wood	Veneer 1 1/4" Wood
	Flat	Flat	Square	Flat	Square
					
	LP7S 1"	LW7S 1"	LWS7 1"	VW7S 1"	VWS7 1"
top thickness price >	1"	1"	1"	1"	1"
Base Style					
Table Description					
Model #					
Product Wt					
18 x 48 Fix	933	1409	1939	2114	2284
18 x 48 Fix w/FixMod	1336	1811	2344	2517	2689
18 x 60 Fix	1268	1860	2489	2843	3066
18 x 60 Fix w/FixMod	1670	2262	2892	3246	3472
18 x 72 Fix	1444	2111	2836	3295	3557
18 x 72 Fix w/FixMod	2009	2675	3399	3860	4122
18 x 84 Fix	1869	2602	3424	3830	4128
18 x 84 Fix w/FixMod	2434	3165	3989	4397	4693
18 x 96 Fix	1933	2771	3688	4244	4576
18 x 96 Fix w/FixMod	2499	3335	4253	4808	5141



To Order, Specify...

- 1 Model Number
- 2 Top Material
- 3 Edge Style and Thickness
- 4 Edge Color
- 5 Base Color
- 6 Additional Options



Base Options

	Code	Price
Alternate Table Height 32" & Under.....	BAH	\$ 196
Alternate Table Height 32" & Over.....	BSP	call
Casters (4), Dual Wheel Black		
Hard Wheel (to 72" length).....	CAS50	\$ 171

Finish Options

Chrome	\$ 649
Nickel.....	\$ 710
Powder Coat, Standard	n/c
Powder Coat, Premium.....	\$ 165
Platinum.....	\$ 488
<small>Transparent Powder Coat available by sample approval</small>	

Top Options

Table Link (all four sides)	TLK	\$ 251
Table Link (18" ends only)	TLE	\$ 135
Special Laminate.....	TSP	call
Custom Cutout (per cutout)	TCC	\$ 120

Power + Data Options






Please reference the Power + Data Price List

Wire Management Options

1 Oval Brush Grommet, Provide Location Print.....	WOG	\$ 97
1 Round Grommet, Provide Location Print	WRG	\$ 76
Eliga Wire Manager (each).....	WEL	\$ 56



Questions?
800 876 2120

top > edge >	Laminate PVC	Laminate Wood	Laminate 1 1/4" Wood	Veneer Wood	Veneer 1 1/4" Wood
	Flat	Flat	Square	Flat	Square
					
edge ordering code (square corner) > top thickness >	LP7S 1"	LW7S 1"	LWS7 1"	VW7S 1"	VWS7 1"
top thickness price >	1"	1"	1"	1"	1"

Base Style	Table Description	Model #	Product Wt	1"	1"	1"	1"	1"	
EI	24 x 48 Fix	EGE1 2448REFX	55	1360	1939	2520	2541	2712	
	24 x 48 Fix w/FixMod	EGE1 2448REFX XM	70	1763	2344	2923	2944	3115	
	24 x 60 Fix	EGE1 2460REFX	66	1547	2225	2903	3109	3335	
	24 x 60 Fix w/FixMod	EGE1 2460REFX XM	81	1949	2626	3307	3512	3740	
	24 x 72 Fix	EGE1 2472REFX	77	1668	2441	3217	3497	3757	
	24 x 72 Fix w/FixMod	EGE1 2472REFX XM	92	2073	2848	3622	3900	4162	
	24 x 84 Fix	EGE1 2484REFX	88	1928	2798	3670	3862	4160	
	24 x 84 Fix w/FixMod	EGE1 2484REFX XM	103	2493	3363	4234	4428	4725	
	24 x 96 Fix	EGE1 2496REFX	99	1985	2953	3920	4276	4612	
	24 x 96 Fix w/FixMod	EGE1 2496REFX XM	114	2550	3517	4485	4841	5177	

- To Order, Specify...**
- 1 Model Number
 - 2 Top Material
 - 3 Edge Style and Thickness
 - 4 Edge Color
 - 5 Base Color
 - 6 Additional Options



Base Options

	Code	Price
Alternate Table Height 32" & Under.....	BAH	\$ 196
Alternate Table Height 32" & Over.....	BSP	call
Casters (4), Dual Wheel Black		
Hard Wheel (to 72" length).....	CAS50	\$ 171

Finish Options

Chrome	\$ 649
Nickel.....	\$ 710
Powder Coat, Standard	n/c
Powder Coat, Premium.....	\$ 165
Platinum.....	\$ 488
<small>Transparent Powder Coat available by sample approval</small>	

Top Options

Table Link (all four sides)	TLK	\$ 251
Table Link (24" ends only).....	TLE	\$ 135
Special Laminate.....	TSP	call
Custom Cutout (per cutout)	TCC	\$ 120

Power + Data Options

Please reference the Power + Data Price List

Wire Management Options

1 Oval Brush Grommet, Provide Location Print.....	WOG	\$ 97
1 Round Grommet, Provide Location Print	WRG	\$ 76
Eliga Wire Manager (each).....	WEL	\$ 56



Questions?

800 876 2120

Base Style	Table Description	Model #	Product Wt	top thickness price >					
				1"	1"	1"	1"	1"	
EI	30 x 48 Fix	EGE1 3048REFX	63	1444	2073	2700	3211	3449	
	30 x 48 Fix w/FixMod	EGE1 3048REFX XM	78	1848	2474	3105	3618	3854	
	30 x 60 Fix	EGE1 3060REFX	76	1579	2307	3031	3972	4285	
	30 x 60 Fix w/FixMod	EGE1 3060REFX XM	91	1982	2708	3432	4375	4688	
	30 x 72 Fix	EGE1 3072REFX	89	1774	2594	3420	4509	4875	
	30 x 72 Fix w/FixMod	EGE1 3072REFX XM	104	2339	3159	3984	5072	5439	
	30 x 84 Fix	EGE1 3084REFX	102	2121	3039	3959	5076	5497	
	30 x 84 Fix w/FixMod	EGE1 3084REFX XM	117	2686	3603	4524	5640	6062	
	30 x 96 Fix	EGE1 3096REFX	115	2186	3203	4218	5689	6165	
	30 x 96 Fix w/FixMod	EGE1 3096REFX XM	130	2749	3766	4782	6255	6731	

top >
edge >

Laminate
PVC

Laminate
Wood

Laminate
1 1/2" Wood

Veneer
Wood

Veneer
1 1/2" Wood

Flat

Flat

Square

Flat

Square



edge ordering code (square corner) >
top thickness >

LP7S
1"

LW7S
1"

LWS7
1"

VW7S
1"

VWS7
1"

1"

1"

1"

1"

1"

To Order, Specify...

- 1 Model Number
- 2 Top Material
- 3 Edge Style and Thickness
- 4 Edge Color
- 5 Base Color
- 6 Additional Options



Base Options

	Code	Price
Alternate Table Height 32" & Under.....	BAH	\$ 196
Alternate Table Height 32" & Over.....	BSP	call
Casters (4), Dual Wheel Black Hard Wheel (to 72" length).....	CAS50	\$ 171

Finish Options

Chrome	\$ 649
Nickel.....	\$ 710
Powder Coat, Standard	n/c
Powder Coat, Premium.....	\$ 165
Platinum.....	\$ 488

Transparent Powder Coat available by sample approval

Top Options

Table Link (all four sides)	TLK	\$ 251
Table Link (30" ends only)	TLE	\$ 135
Special Laminate.....	TSP	call
Custom Cutout (per cutout)	TCC	\$ 120

Power + Data Options

Please reference the Power + Data Price List

Wire Management Options

1 Oval Brush Grommet, Provide Location Print.....	WOG	\$ 97
1 Round Grommet, Provide Location Print	WRG	\$ 76
Eliga Wire Manager (each).....	WEL	\$ 56

Eliga
Rectangle
Sliding








VERSTEEL

Questions?
800 876 2120

top >
edge >

edge ordering code (square corner) >
top thickness >

			Laminate PVC	Laminate Wood	Laminate 1 1/4" Wood	Veneer Wood	Veneer 1 1/4" Wood	
			Flat 	Flat 	Square 	Flat 	Square 	
			LP7S 1"	LW7S 1"	LWS7 1"	VW7S 1"	VWS7 1"	
			1"	1"	1"	1"	1"	
Base Style	Table Description	Model #	Product Wt	1"	1"	1"	1"	1"
E2	24 x 48 Fix w/FixMod	EGE2 2448REFX XM	82	2594	3370	4281	3586	4301
	24 x 60 Fix w/FixMod	EGE2 2460REFX XM	96	2891	3757	4767	4247	5095
	24 x 72 Fix w/FixMod	EGE2 2472REFX XM	107	3110	4043	5129	4721	5662
	30 x 48 Fix w/FixMod	EGE2 3048REFX XM	97	2675	3477	4412	4229	5074
	30 x 60 Fix w/FixMod	EGE2 3060REFX XM	112	2921	3799	4820	5078	6096
	30 x 72 Fix w/FixMod	EGE2 3072REFX XM	126	3208	4171	5293	5693	6832

- To Order, Specify...**
- 1 Model Number
 - 2 Top Material
 - 3 Edge Style and Thickness
 - 4 Edge Color
 - 5 Base Color
 - 6 Additional Options



Base Options

Code Price

Casters (4), Dual Wheel Black		
Hard Wheel (to 72" length).....	CAS50	\$ 171

Finish Options

Chrome		\$ 649
Nickel.....		\$ 710
Powder Coat, Standard		n/c
Powder Coat, Premium.....		\$ 165
Platinum.....		\$ 488

Transparent Powder Coat available by sample approval

Top Options

Table Link (24" ends only).....	TLE	\$ 135
Special Laminate.....	TSP	call
Custom Cutout (per cutout)	TCC	\$ 120

Power + Data Options

Eliga Power (specify location)		
located in frame, not on table top (each)	EGI	\$ 488
Power Infeed (each).....	HNPU	\$ 450

Wire Management Options

Eliga Wire Manager (each).....	WEL	\$ 56
--------------------------------	-----	-------








Questions?

800 876 2120

top >
edge >

edge ordering code (square corner) >
top thickness >

	Laminate PVC	Laminate Wood	Laminate 1 1/4" Wood	Veneer Wood	Veneer 1 1/4" Wood			
	Flat 	Flat 	Square 	Flat 	Square 			
	LP7S 1"	LW7S 1"	LWS7 1"	VW7S 1"	VWS7 1"			
	1"	1"	1"	1"	1"			
Base Style								
Table Description								
Model #								
Product Wt								
E6S	42 x 72 Fix	EGE6S 4272REFX	138	3088	3972	4856	5972	6395
E5S	42 x 84 Fix	EGE5S 4284REFX	213	3552	4530	5506	6581	7058
E6S/E5S Standard Height (42")	42 x 96 Fix	EGE5S 4296REFX	233	3622	4693	5762	7238	7780
	48 x 60 Fix	EGE5S 4860REFX	172	2517	3354	4192	5339	5733
	48 x 72 Fix	EGE5S 4872REFX	194	2796	3727	4654	6123	6590
	48 x 84 Fix	EGE5S 4884REFX	216	3217	4243	5266	6798	7336
	48 x 96 Fix	EGE5S 4896REFX	252	3665	4782	5896	7895	8504
	48 x 120 Fix	EGE5S 48120REFX	366	5668	6972	8276	12227	13101
	48 x 144 Fix	EGE5S 48144REFX	422	6216	7704	9192	14576	15680
	48 x 192 Fix	EGE5S48192REFX	515	7201	9060	10924	17462	18840
	60 x 72 Fix	EGE5S 6072REFX	229	3276	4448	5865	7464	8054
	60 x 84 Fix	EGE5S 6084REFX	251	3704	4937	6606	8013	8658
	60 x 96 Fix	EGE5S 6096REFX	273	3798	5138	6341	8876	9604
	60 x 120 Fix	EGE5S 60120REFX	411	5948	7344	8740	13596	14606
	60 x 144 Fix	EGE5S 60144REFX	475	6575	8158	9738	16539	17836
	60 x 192 Fix	EGE5S 60192REFX	584	7672	9627	11581	20092	21731
	60 x 240 Fix	EGE5S 60240REFX	685	9181	11506	13832	23951	25899

To Order, Specify...

- 1 Model Number
- 2 Top Material
- 3 Edge Style and Thickness
- 4 Edge Color
- 5 Base Color
- 6 Additional Options



Finish Options

Code Price

Chrome		\$ 649
Nickel		\$ 710
Powder Coat, Standard		n/c
Powder Coat, Premium		\$ 165
Platinum		\$ 488

Transparent Powder Coat available by sample approval

Top Options

Special Laminate	TSP	call
Custom Cutout (per cutout)	TCC	\$ 120

Power + Data Options

Please reference the Power + Data Price List






Wire Management Options

1 Oval Brush Grommet, Provide Location Print	WOG	\$ 97
1 Round Grommet, Provide Location Print	WRG	\$ 76
Eliga Wire Manager (each)	WEL	\$ 56



Questions?

800 876 2120

top > edge >	Laminate PVC	Laminate Wood	Laminate 1 1/4" Wood	Veneer Wood	Veneer 1 1/4" Wood
	Flat	Flat	Square	Flat	Square
					
edge ordering code >	LP7R	LW7R	LWS7	VW7R	VWS7
top thickness >	1"	1"	1"	1"	1"
top thickness price >	1"	1"	1"	1"	1"

Base Style	Table Description	Model #	Product Wt	1"	1"	1"	1"	1"
E5S Standard Height (42")	42 x 84 Fix	EGE5S 4284RAFX	175	3913	4888	5868	6748	7244
	42 x 96 Fix	EGE5S 4296RAFX	192	4000	5069	6141	7394	7951
	48 x 96 Fix	EGE5S 4896RAFX	221	4050	5166	6283	8088	8717
	48 x 120 Fix	EGE5S 48120RAFX	266	6141	7442	8747	12431	13325
	48 x 144 Fix	EGE5S 48144RAFX	390	6803	8291	9783	14901	16035
	60 x 144 Fix	EGE5S 60144RAFX	434	7233	8816	10395	16562	17859
	60 x 192 Fix	EGE5S 60192RAFX	540	8472	10425	12381	20092	21731
	60 x 240 Fix	EGE5S 60240RAFX	643	10131	12457	14782	24075	26034

To Order, Specify...

- 1 Model Number
- 2 Top Material
- 3 Edge Style and Thickness
- 4 Edge Color
- 5 Base Color
- 6 Additional Options



Finish Options

	Code	Price
Chrome		\$ 649
Nickel		\$ 710
Powder Coat, Standard		n/c
Powder Coat, Premium		\$ 165
Platinum		\$ 488

Transparent Powder Coat available by sample approval

Top Options

Special Laminate	TSP	call
Custom Cutout (per cutout)	TCC	\$ 120

Power + Data Options

Please reference the Power + Data Price List






Wire Management Options

1 Oval Brush Grommet, Provide Location Print	WOG	\$ 97
1 Round Grommet, Provide Location Print	WRG	\$ 76
Eliga Wire Manager (each)	WEL	\$ 56



Questions?

800 876 2120

Base Style	Table Description	Model #	Product Wt	top >	Laminate	Laminate	Laminate	Veneer	Veneer
				edge >	PVC	Wood	1 1/4" Wood	Wood	1 1/4" Wood
					Flat	Flat	Square	Flat	Square
				edge ordering code >	 LP7R	 LW7R	 LWS7	 VW7R	 VWS7
				top thickness >	1"	1"	1"	1"	1"
				top thickness price >	1"	1"	1"	1"	1"
E5S Standard Height (42")	Boat								
	42 x 48 x 96 Fix	EGE5S 4296BTFX	242	3869	4917	5959	7624	8214	
	42 x 48 x 120 Fix	EGE5S 42120BTFX	364	5836	7053	8273	11721	12566	
	42 x 48 x 144 Fix	EGE5S 42144BTFX	409	6486	7878	9269	13912	14973	
	48 x 60 x 192 Fix	EGE5S 48192BTFX	557	8283	10108	11938	16894	18238	
	48 x 60 x 240 Fix	EGE5S 48240BTFX	652	9902	12076	14250	23213	25112	
	Arc Boat								
	42 x 48 x 96 Fix	EGE5S 4296ABFX	239	3869	4917	5959	7617	8208	
	42 x 48 x 120 Fix	EGE5S 42120ABFX	349	5836	7053	8273	11541	12369	
	42 x 48 x 144 Fix	EGE5S 42144ABFX	404	6486	7878	9269	13641	14673	
	48 x 60 x 192 Fix	EGE5S 48192ABFX	543	8283	10108	11938	19009	20564	
	48 x 60 x 240 Fix	EGE5S 48240ABFX	647	9902	12076	14250	22858	24725	

To Order, Specify...

- 1 Model Number
- 2 Top Material
- 3 Edge Style and Thickness
- 4 Edge Color
- 5 Base Color
- 6 Additional Options



Finish Options

	Code	Price
Chrome		\$ 649
Nickel		\$ 710
Powder Coat, Standard		n/c
Powder Coat, Premium		\$ 165
Platinum		\$ 488

Transparent Powder Coat available by sample approval

Top Options

Special Laminate	TSP	call
Custom Cutout (per cutout)	TCC	\$ 120

Power + Data Options

Please reference the Power + Data Price List

Wire Management Options

1 Oval Brush Grommet, Provide Location Print	WOG	\$ 97
1 Round Grommet, Provide Location Print	WRG	\$ 76
Eliga Wire Manager (each)	WEL	\$ 56



Questions?

800 876 2120

top >
edge >

Laminate PVC	Laminate Wood	Laminate 1 1/4" Wood	Veneer Wood	Veneer 1 1/4" Wood
Flat	Flat	Square	Flat	Square
LP7S 1"	LW7S 1"	LWS7 1"	VW7S 1"	VWS7 1"
top thickness >				
1"	1"	1"	1"	1"

edge ordering code (square corner) >
top thickness >

Base Style	Table Description	Model #	Product Wt	1"	1"	1"	1"	1"
E6 E5 E6/E5 Standard Height (29')	42 x 72 Fix	EGE6 4272REFX	128	3001	3886	4768	5887	6307
	42 x 84 Fix	EGE5 4284REFX	203	3468	4444	5420	6493	6973
	42 x 96 Fix	EGE5 4296REFX	242	3536	4605	5676	7152	7693
	48 x 96 Fix	EGE5 4896REFX	252	3577	4696	5811	7809	8418
	48 x 120 Fix	EGE5 48120REFX	346	5456	6760	8063	12014	12888
	48 x 144 Fix	EGE5 48144REFX	402	6077	7568	9056	14442	15543
	48 x 192 Fix	EGE5 48192REFX	495	6966	8827	10688	17227	18603
	60 x 120 Fix	EGE5 60120REFX	391	5911	7306	8702	13560	14570
	60 x 144 Fix	EGE5 60144REFX	455	6539	8121	9703	16500	17798
	60 x 192 Fix	EGE5 60192REFX	564	7561	9514	11470	19981	21620
	60 x 240 Fix	EGE5 60240REFX	665	9091	11419	13745	23863	25810

To Order, Specify...

- ① Model Number
- ② Top Material
- ③ Edge Style and Thickness
- ④ Edge Color
- ⑤ Base Color
- ⑥ Additional Options



Finish Options

Code Price

Chrome		\$ 649
Nickel		\$ 710
Powder Coat, Standard		n/c
Powder Coat, Premium		\$ 165
Platinum		\$ 488

Transparent Powder Coat available by sample approval

Top Options

Special Laminate	TSP	call
Custom Cutout (per cutout)	TCC	\$ 120

Power + Data Options

Please reference the Power + Data Price List

Wire Management Options

1 Oval Brush Grommet, Provide Location Print	WOG	\$ 97
1 Round Grommet, Provide Location Print	WRG	\$ 76
Eliga Wire Manager (each)	WEL	\$ 56



Questions?
800 876 2120

top > edge >	Laminate PVC	Laminate Wood	Laminate 1 1/4" Wood	Veneer Wood	Veneer 1 1/4" Wood
	Flat	Flat	Square	Flat	Square
edge ordering code >	LP7R	LW7R	LWS7	VW7R	VWS7
top thickness >	1"	1"	1"	1"	1"
top thickness price >	1"	1"	1"	1"	1"

Base Style	Table Description	Model #	Product Wt	1"	1"	1"	1"	1"
E5 Standard Height (29')	42 x 84 Fix	EGE5 4284RAFX	165	3827	4803	5780	6663	7157
	42 x 96 Fix	EGE5 4296RAFX	182	3913	4984	6051	7306	7864
	48 x 96 Fix	EGE5 4896RAFX	211	3963	5080	6195	8002	8627
	48 x 120 Fix	EGE5 48120RAFX	256	6051	7355	8658	12345	13237
	48 x 144 Fix	EGE5 48144RAFX	370	6693	8181	9671	14788	15923

To Order, Specify...

- 1 Model Number
- 2 Top Material
- 3 Edge Style and Thickness
- 4 Edge Color
- 5 Base Color
- 6 Additional Options



Finish Options

	Code	Price
Chrome		\$ 649
Nickel		\$ 710
Powder Coat, Standard		n/c
Powder Coat, Premium		\$ 165
Platinum		\$ 488

Transparent Powder Coat available by sample approval

Top Options

Special Laminate	TSP	call
Custom Cutout (per cutout)	TCC	\$ 120

Power + Data Options






Please reference the Power + Data Price List

Wire Management Options

1 Oval Brush Grommet, Provide Location Print	WOG	\$ 97
1 Round Grommet, Provide Location Print	WRG	\$ 76
Eliga Wire Manager (each)	WEL	\$ 56



Questions?
800 876 2120

Base Style	Table Description	Model #	Product Wt	top >	Laminate	Laminate	Laminate	Veneer	Veneer
				edge >	PVC	Wood	1 1/4" Wood	Wood	1 1/4" Wood
					Flat	Flat	Square	Flat	Square
				edge ordering code >	 LP7R	 LW7R	 LWS7	 VW7R	 VWS7
				top thickness >	1"	1"	1"	1"	1"
				top thickness price >	1"	1"	1"	1"	1"
E5 Standard Height (29')	Boat								
	42 x 48 x 96 Fix	EGE5 4296BTFX	233	4055	5173	6290	8070	8702	
	42 x 48 x 120 Fix	EGE5 42120BTFX	334	6158	7462	8765	12457	13360	
	42 x 48 x 144 Fix	EGE5 42144BTFX	389	6828	8317	9807	14777	15909	
	48 x 60 x 192 Fix	EGE5 48192BTFX	537	8752	10705	12660	17965	19402	
	48 x 60 x 240 Fix	EGE5 48240BTFX	632	10507	12835	15161	24750	26784	
	Arc Boat								
	42 x 48 x 96 Fix	EGE5 4296ABFX	229	4055	5173	6290	8063	8698	
	42 x 48 x 120 Fix	EGE5 42120ABFX	329	6158	7462	8765	12264	13147	
	42 x 48 x 144 Fix	EGE5 42144ABFX	384	6828	8317	9807	14486	15588	
	48 x 60 x 192 Fix	EGE5 48192ABFX	523	8752	10705	12660	20231	21892	
	48 x 60 x 240 Fix	EGE5 48240ABFX	627	10507	12835	15161	24373	26369	

To Order, Specify...

- 1 Model Number
- 2 Top Material
- 3 Edge Style and Thickness
- 4 Edge Color
- 5 Base Color
- 6 Additional Options



Finish Options

	Code	Price
Chrome		\$ 649
Nickel		\$ 710
Powder Coat, Standard		n/c
Powder Coat, Premium		\$ 165
Platinum		\$ 488

Transparent Powder Coat available by sample approval

Top Options

Special Laminate	TSP	call
Custom Cutout (per cutout)	TCC	\$ 120

Power + Data Options

Please reference the Power + Data Price List

Wire Management Options

1 Oval Brush Grommet, Provide Location Print	WOG	\$ 97
1 Round Grommet, Provide Location Print	WRG	\$ 76
Eliga Wire Manager (each)	WEL	\$ 56








Questions?

800 876 2120

⊕ Indicates Number of Bases

edge ordering code (square corner) >
top thickness >

top >
edge >

	Laminate PVC	Laminate Wood	Laminate 1 1/4" Wood	Veneer Wood	Veneer 1 1/4" Wood
	Flat 	Flat 	Square 	Flat 	Square 
	LP7S 1"	LW7S 1"	LWS7 1"	VW7S 1"	VWS7 1"
	1"	1"	1"	1"	1"
	3169	4105	5327	6245	6698
	3678	4906	6506	6940	7455
	3807	5080	6743	7685	8268
	3591	4775	6320	7288	7840
	4063	5512	7405	8136	8771
	4192	5688	7635	9044	9763

Base Style	Table Description	Model #	Product Wt
E7 Standard Height (29')	48 x 72 Fix	EGE7 4872CDFX ④	183
	48 x 84 Fix	EGE7 4884CDFX ④	207
	48 x 96 Fix	EGE7 4896CDFX ④	220
	60 x 72 Fix	EGE7 6072CDFX ④	223
	60 x 84 Fix	EGE7 6084CDFX ④	254
	60 x 96 Fix	EGE7 6096CDFX ④	284

To Order, Specify...

- ① Model Number
- ② Top Material
- ③ Edge Style and Thickness
- ④ Edge Color
- ⑤ Base Color
- ⑥ Additional Options



Finish Options

	Code	Price
Chrome		\$ 649
Nickel		\$ 710
Powder Coat, Standard		n/c
Powder Coat, Premium		\$ 165
Platinum		\$ 488

Transparent Powder Coat available by sample approval

Top Options

Special Laminate	TSP	call
Custom Cutout (per cutout)	TCC	\$ 120

Power + Data Options

Please reference the Power + Data Price List

Wire Management Options

1 Oval Brush Grommet, Provide Location Print	WOG	\$ 97
1 Round Grommet, Provide Location Print	WRG	\$ 76
Eliga Wire Manager (each)	WEL	\$ 56







Questions?

800 876 2120

Indicates Number of Bases

 edge ordering code (square corner) >
 top thickness >

 top >
 edge >

	Laminate PVC	Laminate Wood	Laminate 1 1/4" Wood	Veneer Wood	Veneer 1 1/4" Wood		
	Flat 	Flat 	Square 	Flat 	Square 		
	LP7S 1"	LW7S 1"	LWS7 1"	VW7S 1"	VWS7 1"		
top thickness price >	1"	1"	1"	1"	1"		
Base Style							
Table Description							
Model #							
Product Wt							
E8 Standard Height (29")	48 x 72 Fix EGE8 4872CDFX ②	183	2920	3858	5080	5996	6451
	48 x 84 Fix EGE8 4884CDFX ②	207	3428	4654	6258	6693	7207
	48 x 96 Fix EGE8 4896CDFX ②	220	3560	4830	6493	7436	8020
	60 x 72 Fix EGE8 6072CDFX ②	223	3343	4528	6072	7040	7592
	60 x 84 Fix EGE8 6084CDFX ②	254	3813	5266	7157	7891	8520
	60 x 96 Fix EGE8 6096CDFX ②	284	3944	5441	7386	8795	9514

Note: Table includes wall
 mount brackets.

To Order, Specify...

- ① Model Number
- ② Top Material
- ③ Edge Style and Thickness
- ④ Edge Color
- ⑤ Base Color
- ⑥ Additional Options



Finish Options

	Code	Price
Chrome		\$ 649
Nickel		\$ 710
Powder Coat, Standard		n/c
Powder Coat, Premium		\$ 165
Platinum		\$ 488

Transparent Powder Coat available by sample approval

Top Options

Special Laminate	TSP	call
Custom Cutout (per cutout)	TCC	\$ 120

Power + Data Options

Please reference the Power + Data Price List

Wire Management Options







1 Oval Brush Grommet, Provide Location Print	WOG	\$ 97
1 Round Grommet, Provide Location Print	WRG	\$ 76
Eliga Wire Manager (each)	WEL	\$ 56



Questions?
800 876 2120

top >
edge >

edge ordering code (square corner) >
top thickness >

	Laminate PVC	Laminate Wood	Laminate 1 1/4" Wood	Veneer Wood	Veneer 1 1/4" Wood			
	Flat	Flat	Square	Flat	Square			
								
	LP7S 1"	LW7S 1"	LWS7 1"	VW7S 1"	VWS7 1"			
top thickness price >	1"	1"	1"	1"	1"			
Base Style								
Table Description								
Model #								
Product Wt								
	24 x 48 Fix	EGTE 2448REFX	55	1247	1697	1956	2573	2727
	24 x 48 Slim-Tilt	EGTE 2448REST	64	1767	2217	2468	3036	3239
	24 x 60 Fix	EGTE 2460REFX	63	1332	1819	2181	2780	3012
	24 x 60 Slim-Tilt	EGTE 2460REST	75	1849	2217	2780	3291	3523
	24 x 72 Fix	EGTE 2472REFX	70	1528	2134	2458	3012	3268
	24 x 72 Slim-Tilt	EGTE 2472REST	85	2041	2655	2968	3523	3780
	24 x 84 Fix	EGTE 2484REFX	94	1611	2364	2780	3302	3595
	24 x 84 Slim-Tilt	EGTE 2484REST	97	2128	2882	3291	3813	4105
	24 x 90 Fix	EGTE 2490REFX	100	1742	2567	3028	3598	3914
	24 x 90 Slim-Tilt	EGTE 2490REST	103	2269	3063	3541	4138	4422
	24 x 96 Fix	EGTE 2496REFX	105	1862	2726	3232	3706	4029
	24 x 96 Slim-Tilt	EGTE 2496REST	109	2378	3246	3744	4212	4543

To Order, Specify...

- 1 Model Number
- 2 Top Material
- 3 Edge Style and Thickness
- 4 Edge Color
- 5 Base Color
- 6 Additional Options



Base Options

	Code	Price
Casters (4), Dual Wheel Black		
Hard Wheel (to 72" length).....	.CAS55	\$ 171
Casters (4), Dual Wheel Black		
Soft Wheel (to 72" length).....	.CAS57	\$ 171

Finish Options

Chrome	\$ 649
Nickel.....	\$ 710
Powder Coat, Standard	n/c
Powder Coat, Premium.....	\$ 165
Platinum.....	\$ 488

Top Options

Table Link (all four sides)	TLK	\$ 251
Special Laminate.....	.TSP	call
Custom Cutout (per cutout)TCC	\$ 120

Power + Data Options

Please reference the Power + Data Price List

Wire Management Options







1 Oval Brush Grommet, Location AWOA	\$ 97
2 Oval Brush Grommets, Location EWOE	\$ 194
1 Oval Brush Grommet, Provide Location Print.....	.WOG	\$ 97
1 Round Grommet, Location AWRA	\$ 76
2 Round Grommets, Location E.....	.WRE	\$ 152
1 Round Grommet, Provide Location PrintWRG	\$ 76



Questions?
800 876 2120

top >
edge >

edge ordering code (square corner) >
top thickness >

	Laminate PVC	Laminate Wood	Laminate 1 1/4" Wood	Veneer Wood	Veneer 1 1/4" Wood			
	Flat	Flat	Square	Flat	Square			
								
	LP7S 1"	LW7S 1"	LWS7 1"	VW7S 1"	VWS7 1"			
top thickness price >	1"	1"	1"	1"	1"			
Base Style								
Table Description								
Model #								
Product Wt								
	30 x 48 Fix 30 x 48 Slim-Tilt	EGTE 3048REFX EGTE 3048REST	63 75	1375 1895	1846 2364	2070 2581	2782 3294	3013 3525
	30 x 60 Fix 30 x 60 Slim-Tilt	EGTE 3060REFX EGTE 3060REST	73 87	1460 1978	2065 2581	2377 2885	3217 3575	3328 3837
	30 x 72 Fix 30 x 72 Slim-Tilt	EGTE 3072REFX EGTE 3072REST	83 100	1573 2086	2283 2798	2664 3175	3406 3920	3710 4222
	30 x 84 Fix 30 x 84 Slim-Tilt	EGTE 3084REFX EGTE 3084REST	109 114	1687 2202	2576 3092	3179 3542	3716 4224	4051 4560
	30 x 90 Fix 30 x 90 Slim-Tilt	EGTE 3090REFX EGTE 3090REST	116 121	1800 2309	2780 3238	3306 3813	4046 4552	4415 4912
	30 x 96 Fix 30 x 96 Slim-Tilt	EGTE 3096REFX EGTE 3096REST	122 128	1894 2412	2953 3472	3518 4029	4153 4665	4536 5049

To Order, Specify...

- 1 Model Number
- 2 Top Material
- 3 Edge Style and Thickness
- 4 Edge Color
- 5 Base Color
- 6 Additional Options



Base Options

Code Price

Casters (4), Dual Wheel Black		
Hard Wheel (to 72" length).....	CAS55	\$ 171
Casters (4), Dual Wheel Black		
Soft Wheel (to 72" length).....	CAS57	\$ 171

Finish Options

Chrome		\$ 649
Nickel.....		\$ 710
Powder Coat, Standard		n/c
Powder Coat, Premium.....		\$ 165
Platinum.....		\$ 488

Top Options

Table Link (all four sides)	TLK	\$ 251
Special Laminate.....	TSP	call
Custom Cutout (per cutout)	TCC	\$ 120

Power + Data Options

Please reference the Power + Data Price List

Wire Management Options

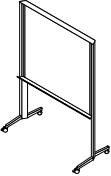
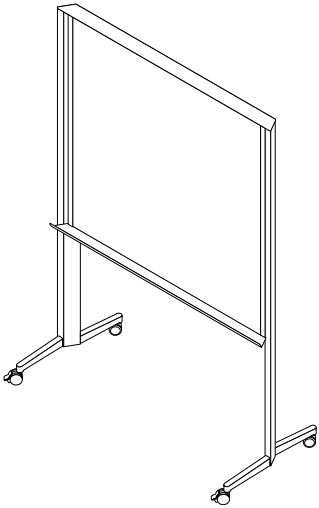
1 Oval Brush Grommet, Location A	WOA	\$ 97
2 Oval Brush Grommets, Location E	WOE	\$ 194
1 Oval Brush Grommet, Provide Location Print.....	WOG	\$ 97
1 Round Grommet, Location A	WRA	\$ 76
2 Round Grommets, Location E.....	WRE	\$ 152
1 Round Grommet, Provide Location Print	WRG	\$ 76

Questions?
800 876 2120

Finish Options

Powder Coat, Standard	n/c
Powder Coat, Premium	\$ 165
Platinum	\$ 488

Transparent Powder Coats available by sample approval

	Description	Model #	Product Wt	Price	
	21 x 48 x 69	EG 4342WB	90	3576	 <p>Features Two sided magnetic dry erase writing surface Dual wheel locking caster only Integrated storage shelf on each side Writing surface dimensions: 42" w x 43" h Overall width: 48" Overall depth: 21" Overall height: 69"</p>

To Order, Specify...

- 1 Model Number
- 2 Frame Color



Entourage

Create a complete conference area with cabinets, carts, wall boards and lecterns that coordinate with Versteel tables and seating. Available in a variety of sizes and configurations, the Entourage collection combines a powder coated steel frame for rigidity with laminate surfaces for durability or wood surfaces for warmth. Door construction allows for the insertion of 3form® panels. Many models and sizes are available with casters for mobility.

Cabinet Doors

Cabinet laminate doors are available with two different door options: all laminate doors or doors with a 5/16" Aluminum frame.

Pulls

Cabinets with doors are available with two different pull options. See pricing pages for styles and codes. Carts with doors will have a round knob pull.

Casters and Glides

The locking casters on the cabinets, carts and lecterns are grey two-tone soft wheel. An optional black caster is available, see page 186. Casters are not available on 48", 60" and 72" cabinets with floor doors or any 84" cabinets. Glides for the cabinets are adjustable and made of heavy duty steel.

Laminate and Veneer, Standard Core Construction

The standard top construction consists of 45-50 lb particleboard, surfaced with a high pressure laminate or plain sliced veneer face. A backer sheet is laminated to the underside of the top. Tops are shipped pre-drilled for field installation of bases and accessories.



PVC Flat or Fluted Edge

Edge of 2mm PVC hot melt banded to the top with 1/8" radius at the top and bottom. Available with 1 1/2" radius corners or square corners.



Offered in twenty-one (21) standard colors.



Wood Flat or Fluted Edge

Wood banding hot melt banded to the top with 1/8" radius at the top and bottom. Available with 1 1/2" radius corners or square corners.



Offered in Ash, Cherry, Maple or Walnut materials.



Reverse Bevel Acrylic

Edge of 2mm acrylic edge banding hot melt banded to MDF core. A reverse bevel is then cut into the edge exposing the MDF on the reverse bevel. The MDF is then clear coated.



Wood Square or Fluted Edge

Edge of 1 1/4" wide solid wood with softened top and bottom edges, and square, softened mitered corners.



Offered in Ash, Cherry, Maple or Walnut materials.



Wood Bullnose Edge

Edge of 1 1/4" wide solid wood with a full bullnose edge, and 1" radius mitered corners.



Offered in Ash, Cherry, Maple or Walnut materials.



Wood Reverse Bevel Edge

Edge of 2" wide solid wood designed with a reverse sloped edge on one side and a flat wood edge on the remaining three sides for all Entourage cabinets. When specified on Elements Conference the reverse bevel detail will be on all four sides with mitered corners. Available on 1 1/4" edge thicknesses.



Offered in Ash, Cherry, Maple or Walnut materials.

Shipping Schedule

Standard Items

Laminate, PVC Edge	3-5 WEEKS
Laminate, Wood Edge	3-5 WEEKS
Laminate, Reverse Bevel Acrylic Edge	3-5 WEEKS
Veneer, Wood Edge	6-8 WEEKS

Contact Versteel Customer Service for special lead time requests.

BIFMA

All Versteel products are constructed to pass the relevant ANSI/BIFMA standards. For more detailed specifications by series and base style, contact Versteel Customer Service at 800.876.2120.

Additional information regarding warranty, terms and conditions, shipping, care and maintenance, etc. can be found in the All Tables price list.

Available door styles and pull locations within this product line >

Questions?

To specify frame model, please indicate door style, cabinet style, frame option and top & edge style.

800 876 2120

Access Standard Door

Door height reveals the fixed shelf and does not extend to the floor

Standard Door

Door height does not reveal the fixed shelf and does not extend to the floor

Access Floor Doors

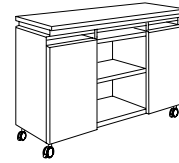
Door height reveals the fixed shelf and extends to the floor

Standard Floor Doors

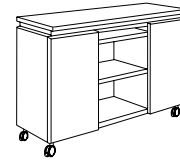
Door height does not reveal the fixed shelf and extends to the floor



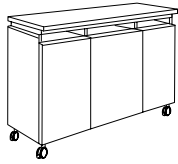
No Doors



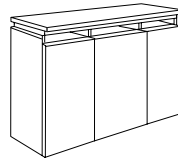
**Access Standard Outer Doors
No Middle Doors**



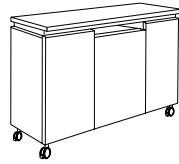
**Standard Outer Doors
No Middle Doors**



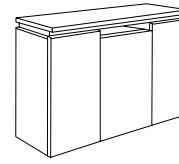
**All Access
Standard Doors**



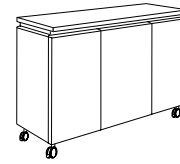
**All Access
Floor Doors**



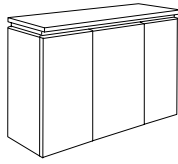
**Standard Outer Doors
Access Standard
Middle Doors**



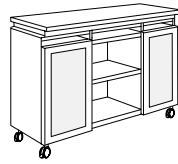
**Standard Floor Outer Doors
Access Floor Middle Doors**



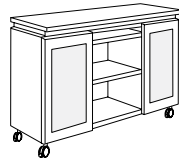
All Standard Doors



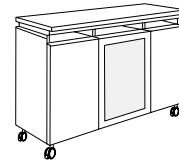
All Standard Floor Doors



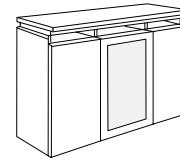
**Access Standard
3form Outer Doors
No Middle Doors**



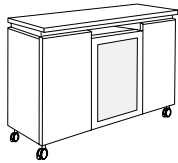
**Standard 3form Outer Doors
No Middle Doors**



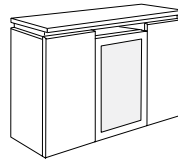
**Access Standard Outer Doors
Access Standard 3form
Middle Doors**



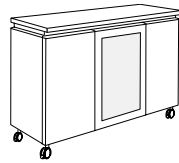
**Access Floor Outer Doors
Access Floor 3form
Middle Doors**



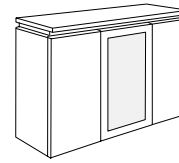
**Standard Outer Doors
Access Standard 3form Middle
Doors**



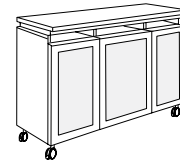
**Standard Floor Outer Doors
Access Floor 3form
Middle Doors**



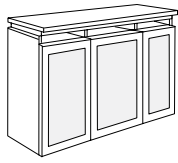
**Standard Outer Doors
Standard 3form Middle Doors**



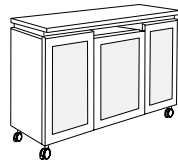
**Standard Floor Outer Doors
Standard Floor 3form
Middle Doors**




**All Access
Standard 3form Doors**



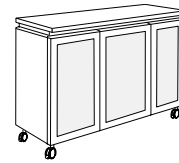
**All Access Floor
3form Doors**




**Standard 3form Outer Doors
Access Standard 3form
Middle Doors**



**Standard Floor 3form
Outer Doors, Access Floor
3form Middle Doors**

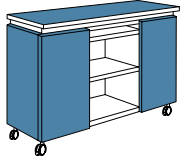


All Standard 3form Doors

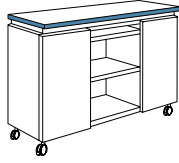


All Standard Floor 3form Doors

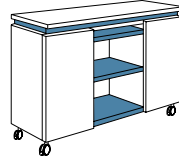
Once your frame model has been determined, please specify appropriate areas pertaining to model # >
Blue highlights on illustrations represent indicated areas:



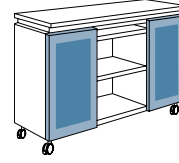
Laminate or Veneer Surfaces
If laminate, select door profile



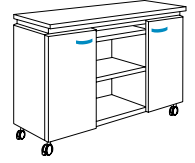
Edge Color



Frame and Shelf Color



**3form Selection
(if applicable)**
Only available with aluminum frame



Pull Style

A pull style must be specified when ordering any cabinet with doors



1A



2A

Please specify options and accessories if applicable to model # >



Base Options
Alternate Black Soft
Wheel Caster
(see page 186 for details)



Door Options
Locking Outer Doors,
2 keys per lock
(see page 186 for
details)



Door Options
Laminate insert with
aluminum frame



Accessories
Acrylic Tray
(see page 186 for details)

Examples >

All Cabinets are 36" tall



**Laminate Standard Doors with
Aluminum Frame**



**Veneer, Standard Outer Doors,
3form Standard Middle Doors**



**Laminate, All Standard
Floor Doors (no frame)**



Veneer, All Standard Doors

Details >



Lock Location



Door Swing



Door Swing

Entourage

How to Order

VERSTEEL
To Order, Specify...

- 1 Model Number, include top and edge style
- 2 Cabinet Material
 - a. Laminate manufacturer and color
 - b. Veneer species and finish color
- 3 Door Profile (laminate cabinets only)
- 4 Frame & Shelf Color
- 5 Pull Style (models with doors only)
- 6 Additional Options

base model				finish selections				pull style + options	
EN	SU	2084G	22	LP2S	TF 4973-58	CSNO	LLD	PSNO	2A
series	style	cabinet size	door configuration	top, edge & corner	cabinet laminate manufacturer & laminate color	edge color	door profile	frame & Shelf color	pull style

An **ENSU 2084G 22 LP2S** is an Entourage series 20" x 84" cabinet with all standard floor doors, laminate cabinet material with a 1/4" thick top, PVC edge and square corners.

The codes **TF 4973-58 / CSNO / LLD / PSNO** specify a Formica 4973-58 Orange Felt laminate, Snow PVC, all laminate doors and Snow frame and shelves.

2A indicates the pull selection.

Model Number ENSU 2084G 22 LP2S

Orders may be sent via
Mailing Address

Versteel
2332 Cathy Lane
Jasper IN 47546

Contact Versteel

Email contact@versteel.com
Phone 800 876 2120
812 634 2120
Fax 812 482 9318

Laminate

Versteel's standard offering of laminates includes over 900 laminates from Formica, Nevamar, Pionite and Wilsonart.

Laminate manufacturers change standard offerings frequently, making it possible a standard product can become unavailable. Versteel cannot be responsible for any inconvenience this may cause.

Veneer

Entourage is available with plain sliced Ash, Cherry, Maple and Walnut veneers.

Veneer Species

Ash	AP01	Maple.	MP01
Cherry	CP01	Walnut	WP01

Veneer Finish**Ash**

Beach.	VBEA	Fog	VFOG
Chestnut.	VCHE	Pebble	VPEB
Drift	VDRI	Whisper	VWHI
Fawn	VFAW		

Cherry

Blossom Cherry	VBLC	Java Cherry.	VJAC
Cordovan Cherry	VCNC	Millwork Cherry.	VMWC
Golden Cherry	VGNC		

Maple

Caramel Maple	VCMM	Sugar Maple	VSUM
Solar Maple.	VSLM		

Walnut

Brighton WalnutVBRW	Natural Walnut.	VNAW
Espresso Walnut.VESW		

PVC Edge Colors

Absolute Acajou	CABA	Nimbus.	CNIM
Alloy.CALY	Pearl	CPEA
Carbon.CCAR	Platinum.	CPLA
ChampagneCCHA	Pralines & Cream	CPRC
CoconutCCOC	Shadow	CSHA
Ebony.CEBO	Snow	CSNO
Florence WalnutCFLW	Stone	CSTO
FossilCFOS	Storm.	CSTM
GraphiteCGRA	Whisper	CWHI
Grey.CGRE	White Linen	CWHL
Kensington Maple.CKEM		

Wood Edge Species

AshA01	Maple.	M01
CherryC01	Walnut	W01

Wood Edge Finishes**Ash**

Beach.	WBEA	Fog	WFOG
Chestnut.	WCHE	Pebble	WPEB
Drift	WDRI	Whisper	WWHI
Fawn	WFAW		

Cherry

Blossom Cherry	WBLC	Java Cherry.	WJAC
Cordovan Cherry	WCNC	Millwork Cherry.	WMWC
Golden Cherry	WGNC		

Maple

Caramel Maple	WCMM	Sugar Maple	WSUM
Solar Maple.	WSLM		

Walnut

Brighton WalnutWBRW	Natural Walnut.	WNAW
Espresso Walnut.WESW		

3form® Material

Standard 3form patterns are Aero (a random directional material with a frost finish) and Solo (a grainless frost finish). The material is 3/16" thick and incorporates raw materials made of renewable material from natural landscapes all over the globe. The manufacturing process produces no VOC's or other harmful gases. 3form material is GREENGUARD Certified. See below for ordering code.

Aero	MAER
Solo	MSOL

Powder Coat Finishes

All powder coat finishes in the Versteel offering have been formulated with the use of epoxy, polyester or epoxy and polyester blends to maximize the finish durability.

Powder Coat Finish Options

Powder Coat – Standardn/c
Powder Coat – Premium (Hope).	\$165
Powder Coat – Premium (Platinum)	\$488

Powder Coat Colors

AlloyPALY	MintPMNT
AmethystPAME	NavyPNAV
AnthracitePANT	NimbusPNIM
Black AnodizedPBLA	NutmegPNUT
BronzePBRO	◆ Pacific*PPAC
CalypsoPCAL	PearlPPEA
CarbonPCAR	PebblePPEB
ChampagnePCHA	Ⓟ PlatinumPPLA
CoconutPCOC	PoppyPPOP
◆ Copper*PCOP	◆ Raven*PRAV
CrimsonPCRI	RoyalPROY
◆ Crystal*PCRY	◆ Satin*PSAT
DaffodilPDAF	SeasidePSEA
EbonyPEBO	ShipyardPSHI
ForestPFOR	SilverPSIL
FossilPFOS	SnowPSNO
◆ Garnet*PGAR	StonePSTO
◆ Gold*PGOL	StormPSTM
GraphitePGRA	Terra CottaPTEC
Ⓟ Hope*PHOP	WhisperPWHI
Kelly GreenPKEG	White LinenPWHL
◆ Matte*PMAT	Powder Coat AlternativeOPA
MicaPMIC		

Transparent Powder Coats* (indicated by ◆)

Please note that the transparent characteristics of these powders allow all natural welds and textures inherent to raw steel to be visible. Transparent powder coat only available on Entourage cart, lectern and wall board frames.

Premium Powder Coats (indicated by Ⓟ)

Versteel's premium process uses specially formulated powder coats for a truly unique color palette.

Finish Reference & Samples

For finish color reference, please refer to our website. Contact Versteel Customer Service to receive actual color samples for color matches and final color approval.

Special Laminate**Call for quotation**

Specify code **TSP** (*Special Laminate*), indicate the quoted charges per table

Special laminates and patterns can be specified as an option. To specify, contact Versteel Customer Service for availability and pricing.

NOTE LAMINATES IN STANDARD COLORS AND TEXTURES FROM FORMICA, NEVAMAR, PIONITE AND WILSONART ARE STANDARD

CAUTION LAMINATE MANUFACTURERS CHANGE STANDARD OFFERINGS FREQUENTLY, MAKING IT POSSIBLE A STANDARD PRODUCT CAN BECOME UNAVAILABLE. VERSTEEL CANNOT BE RESPONSIBLE FOR ANY INCONVENIENCE THIS MAY CAUSE.

Custom PVC Color Match**Call for quotation / one time charge per color, per order**

Specify code **OCF** (*Custom PVC Color Match*), add cost from Versteel quotation

PVC Color Match can be the selection of a color that is available from a Versteel supplier or a new custom color developed for the order. Minimum footage requirements mean that the amount of material needed for your order will effect the cost.

For PVC Color Matching you must supply a color reference sample. Versteel will review the sample for possible existing colors available and send a sample for customer approval. If no color match exists, a custom match will be developed and sampled for customer approval before a production schedule is established.

Powder Coat Alternative**Call for quotation**

Specify code **OPA** (*Powder Coat Alternative*), add cost from Versteel quotation

Powder Coat Alternative is available from Versteel. The entire RAL color reference along with hundreds of other color and finishes are available.

For Powder Coat Alternative matching, you must supply a color reference sample, or an RAL number. Versteel will review the sample for possible existing colors available and send a sample for customer approval. If no color match exists a custom match can be developed. Call Versteel Customer Service for associated upcharges on custom color development.

Stain Finish Match

\$996 / one time charge per finish, per order

Specify code **OSM** (*Stain Finish Match*), add \$996.00 list per finish, per order

Alternative Stain Finishes are available for veneer and wood edged tops.

For Stain Finish Matching you must supply two 4" x 4" finish color and grain reference samples. An expertly finish matched sample will be provided for customer approval.

Veneer and Wood Edge Alternatives**Call for quotation**

For veneer and wood edge requirements other than the standard plain sliced Ash, Cherry, Maple and Walnut, contact Versteel Customer Service. Versteel is adept at working with a host of domestic and exotic materials. From inlays, figures, pie cuts and special edge profiles, to custom fill levels and sheens, each top is created using the best of technology and old world craftsmanship. The items you only imagined or expected to only be available from a millwork shop are now just another part of your Versteel order. Call Versteel Customer Service for availability and quotation.

Wood Finish Alternatives**Call for quotation**

When veneer tables are required to have a finish other than the standard natural grain fill level finish appearance, semi-filled or full-filled finishes are available by requesting a quote from Versteel. Call Versteel Customer Service for availability and quotation.

NOTE CUSTOMS OR ALTERNATIVES MAY AFFECT STANDARD PRODUCTION SCHEDULES

Alternate Black Casters
No Charge

Specify code **CAS** (Alternate Black Caster), no additional charge

Available on all Entourage units that have casters (carts, lecterns, 48" and 60" cabinets) where the standard soft wheel two-tone silver/black caster is replaced with an all black caster. This 3" diameter caster is standard locking and does not change the overall height of the unit.


Locking Outer Doors
\$100 / cabinet

Specify code **DLK** (Locking Outer Doors), add \$100.00 list per cabinet

Available on Entourage cabinet outer doors. Add additional information here...

Top Custom Cutout
\$120 / cutout

Specify code **TCC** (Top Custom Cutout), add \$120.00 list per cutout

Top Custom Cutout requires a drawing for production and is subject to approvals.

Acrylic Tray - Entourage Cabinet
48" Cabinet

Specify code **AAT480** (Acrylic Outer Tray - 48" Entourage Cabinet), add \$151.00 list each.

Specify code **AAT48C** (Acrylic Center Tray - 48" Entourage Cabinet), add \$168.00 list each

60"/72" Cabinet

Specify code **AAT60** (Acrylic Tray - 60" Entourage Cabinet), \$151.00 list each.



Specify code **AAT72** (Acrylic Tray - 72" Entourage Cabinet), add \$168.00 list each.

NOTE CENTER ACCESS SHELF CAN ACCOMMODATE TWO TRAYS ON 60" AND 72" CABINETS

84" Cabinet

Specify code **AAT840** (Acrylic Outer Tray - 84" Entourage Cabinet), add \$168.00 list each.

Specify code **AAT84C** (Acrylic Center Tray - 84" Entourage Cabinet), add \$230.00 list each.

NOTE CENTER ACCESS SHELF CAN ACCOMMODATE TWO TRAYS ON 84" CABINETS

Acrylic trays may be added to Entourage Cabinet Models.

Acrylic Tray - Entourage Cart
16" Wide Cart

Specify code **AAT16** (Acrylic Tray - 16" Entourage Cart), add \$212.00 list each.

20" Wide Cart

Specify code **AAT20** (Acrylic Tray - 20" Entourage Cart), add \$223.00 list each..



Acrylic Trays may be added to Entourage Cart



Questions?

800 876 2120

top >
edge >

Laminate PVC	Laminate Wood	Laminate 2mm Acrylic	Laminate 1 1/4" Wood	Laminate 1 1/4" Wood	Laminate Wood
Flat	Flat	Reverse Bevel	Square	Bullnose	Reverse Bevel
LP2S 1 1/4"	LW2S 1 1/4"	LMRA2S 1 1/4"	LWS2 1 1/4"	LWB2 1 1/4"	LWR2 1 1/4"
Fluted	Fluted		Fluted		
LPF2S 1 1/4"	LWF2S 1 1/4"		LWF2 1 1/4"		
edge ordering code > top thickness >			edge ordering code > top thickness >		
1 1/4"			1 1/4"		

edge ordering code >
top thickness >







edge ordering code >
top thickness >
top thickness price >

	Description	Model #	Product Wt		
	No Doors				
	20 x 48 Casters	ENSU 2048C	158	4477	4976
	20 x 48 Glides	ENSU 2048G	158	4477	4976
	Access Standard Outer Doors				
	No Middle Doors				
	20 x 48 Casters	ENSU 2048C 01	173	5296	5886
20 x 48 Glides	ENSU 2048G 01	173	5296	5886	
	Standard Outer Doors				
	No Middle Doors				
	20 x 48 Casters	ENSU 2048C 05	174	5296	5886
20 x 48 Glides	ENSU 2048G 05	174	5296	5886	
	All Access Standard Doors				
	20 x 48 Casters	ENSU 2048C 09	181	5650	6278
	20 x 48 Glides	ENSU 2048G 09	181	5650	6278
	All Access Floor Doors				
	20 x 48 Casters	ENSU 2048G 11	185	5650	6278
	<i>Not available with casters</i>				
	Standard Outer Doors				
	Access Standard Middle Doors				
	20 x 48 Casters	ENSU 2048C 15	182	5650	6278
20 x 48 Glides	ENSU 2048G 15	182	5650	6278	

To Order, Specify...

- 1 Model Number
- 2 Cabinet Material
- 3 Edge Style, Thickness & Color
- 4 Door Profile (laminated cabinets only)
- 5 Frame & Shelf Color
- 6 Pull Style (models with doors only)
- 7 Additional Options



Veneer Wood	Veneer 1 1/4" Wood	Veneer 1 1/4" Wood	Veneer Wood
Flat  VW2S 1 1/4"	Square  VWS2 1 1/4"	Bullnose  VWB2 1 1/4"	Reverse Bevel  VWR2 1 1/4"
Fluted  VWF2S 1 1/4"	Fluted  VWF2 1 1/4"		
1 1/4"			
7172 7172			
8306 8306			
8306 8306			
8995 8995			
8995			
8995 8995			

Pull Style
A pull style must be specified when ordering any cabinet with doors.



Base Options

Alternate Black Soft Wheel Caster..... CAS44 n/c
(standard in two-tone soft wheel)

Finish Options

Powder Coat, Standard n/c
Powder Coat, Premium..... \$ 165
Platinum..... \$ 488

NOTE Transparent powder coats not available on cabinets

Door Options

Locking Outer Doors.....DLK \$ 100
Laminate Doors with Aluminum Frame.....LAF n/c
All Laminate Doors.....LLD n/c

Top Options










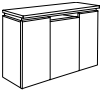

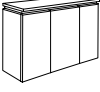



Special Laminate.....TSP call
Custom Cutout (per cutout).....TCC \$ 120

Accessories

Acrylic Outer Tray for 48" Cabinet..... AAT48O \$ 151
Acrylic Center Tray for 48" Cabinet..... AAT48C \$ 168









Questions?
800 876 2120

				top > edge >	Laminate PVC	Laminate Wood	Laminate 2mm Acrylic	Laminate 1 1/4" Wood	Laminate 1 1/4" Wood	Laminate Wood
					Flat	Flat	Reverse Bevel	Square	Bullnose	Reverse Bevel
				edge ordering code > top thickness >						
					LP2S 1 1/4"	LW2S 1 1/4"	LMRA2S 1 1/4"	LWS2 1 1/4"	LWB2 1 1/4"	LWR2 1 1/4"
				edge ordering code > top thickness >	Fluted	Fluted		Fluted		
										
				edge ordering code > top thickness >	LPF2S 1 1/4"	LWF2S 1 1/4"		LWF2 1 1/4"		
				top thickness price >	1 1/4"			1 1/4"		
Description		Model #	Product Wt							
	Standard Floor Outer Doors Access Floor Middle Doors 20 x 48 Glides <i>Not available with casters</i>	ENSU 2048G 17	186	5650				6278		
	All Standard Doors 20 x 48 Casters 20 x 48 Glides	ENSU 2048C 20 ENSU 2048G 20	182 182	5650 5650				6278 6278		
	All Standard Floor Doors 20 x 48 Glides <i>Not available with casters</i>	ENSU 2048G 22	187	5650				6278		
	Access Standard 3form Outer Doors No Middle Doors 20 x 48 Casters 20 x 48 Glides	ENSU 2048C 02 ENSU 2048G 02	175 175	5774 5774				6411 6411		
	Standard 3form Outer Doors No Middle Doors 20 x 48 Casters 20 x 48 Glides	ENSU 2048C 06 ENSU 2048G 06	176 176	5774 5774				6411 6411		
	Access Standard Outer Doors Access Standard 3form Middle Doors 20 x 48 Casters 20 x 48 Glides	ENSU 2048C 13 ENSU 2048G 13	182 182	6051 6051				6724 6724		

To Order, Specify...

- 1 Model Number
- 2 Cabinet Material
- 3 Edge Style, Thickness & Color
- 4 Door Profile (laminated cabinets only)
- 5 3form Selection
- 6 Frame & Shelf Color
- 7 Pull Style (models with doors only)
- 8 Additional Options



Veneer Wood	Veneer 1 1/4" Wood	Veneer 1 1/4" Wood	Veneer Wood
Flat  VW2S 1 1/4"	Square  VWS2 1 1/4"	Bullnose  VWB2 1 1/4"	Reverse Bevel  VWR2 1 1/4"
Fluted  VWF2S 1 1/4"	Fluted  VWF2 1 1/4"		
1 1/4"			
8995			
8995 8995			
8995			
8319 8319			
8319 8319			
8975 8975			

Pull Style
A pull style must be specified when ordering any cabinet with doors.



Base Options

Alternate Black Soft Wheel Caster..... CAS44 n/c
(standard in two-tone soft wheel)

Finish Options

Powder Coat, Standard n/c
Powder Coat, Premium..... \$ 165
Platinum..... \$ 488

NOTE Transparent powder coats not available on cabinets

Door Options

Locking Outer Doors.....DLK \$ 100
Laminate Doors with Aluminum Frame.....LAF n/c
All Laminate Doors.....LLD n/c

Top Options

Special Laminate.....TSP call
Custom Cutout (per cutout).....TCC \$ 120










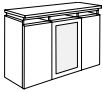

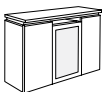

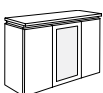

Accessories

Acrylic Outer Tray for 48" Cabinet..... AAT48O \$ 151
Acrylic Center Tray for 48" Cabinet..... AAT48C \$ 168



Questions?







800 876 2120

				top > edge >	Laminate PVC	Laminate Wood	Laminate 2mm Acrylic	Laminate 1 1/4" Wood	Laminate 1 1/4" Wood	Laminate Wood
					Flat	Flat	Reverse Bevel	Square	Bullnose	Reverse Bevel
				edge ordering code > top thickness >						
					LP2S 1 1/4"	LW2S 1 1/4"	LMRA2S 1 1/4"	LWS2 1 1/4"	LWB2 1 1/4"	LWR2 1 1/4"
				edge ordering code > top thickness >	Fluted	Fluted		Fluted		
										
				edge ordering code > top thickness >	LPF2S 1 1/4"	LWF2S 1 1/4"		LWF2 1 1/4"		
				top thickness price >	1 1/4"			1 1/4"		
Description		Model #	Product Wt							
	Access Floor Outer Doors Access Floor 3form Middle Doors 20 x 48 Glides <i>Not available with casters</i>	ENSU 2048G 14	183		6051			6724		
	Standard Outer Doors Access Standard 3form Middle Doors 20 x 48 Casters 20 x 48 Glides	ENSU 2048C 16 ENSU 2048G 16	182 182		6051 6051			6724 6724		
	Standard Floor Outer Doors Access Floor 3form Middle Doors 20 x 48 Glides <i>Not available with casters</i>	ENSU 2048G 18	187		6051			6724		
	Standard Outer Doors Standard 3form Middle Doors 20 x 48 Casters 20 x 48 Glides	ENSU 2048C 07 ENSU 2048G 07	183 183		6051 6051			6724 6724		
	Standard Floor Outer Doors Standard Floor 3form Middle Doors 20 x 48 Glides <i>Not available with casters</i>	ENSU 2048G 24	188		6051			6724		
	All Access Standard 3form Doors 20 x 48 Casters 20 x 48 Glides	ENSU 2048C 10 ENSU 2048G 10	182 182		6529 6529			7249 7249		

To Order, Specify...

- 1 Model Number
- 2 Cabinet Material
- 3 Edge Style, Thickness & Color
- 4 Door Profile (laminated cabinets only)
- 5 3form Selection
- 6 Frame & Shelf Color
- 7 Pull Style (models with doors only)
- 8 Additional Options



Veneer Wood	Veneer 1 1/4" Wood	Veneer 1 1/4" Wood	Veneer Wood
Flat  VW2S 1 1/4"	Square  VWS2 1 1/4"	Bullnose  VWB2 1 1/4"	Reverse Bevel  VWR2 1 1/4"
Fluted  VWF2S 1 1/4"	Fluted  VWF2 1 1/4"		
1 1/4"			
8975			
8975 8975			
8975			
8975 8975			
8975			
8992 8992			

Pull Style
A pull style must be specified when ordering any cabinet with doors.



Base Options

Alternate Black Soft Wheel Caster..... CAS44 n/c
(standard in two-tone soft wheel)

Finish Options

Powder Coat, Standard n/c
Powder Coat, Premium..... \$ 165
Platinum..... \$ 488

NOTE Transparent powder coats not available on cabinets

Door Options

Locking Outer Doors.....DLK \$ 100
Laminate Doors with Aluminum Frame.....LAF n/c
All Laminate Doors.....LLD n/c

Top Options

Special Laminate.....TSP call
Custom Cutout (per cutout).....TCC \$ 120










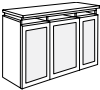

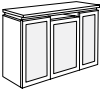

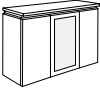
Accessories

Acrylic Outer Tray for 48" Cabinet..... AAT48O \$ 151
Acrylic Center Tray for 48" Cabinet..... AAT48C \$ 168



Questions?







800 876 2120

				top > edge >	Laminate PVC	Laminate Wood	Laminate 2mm Acrylic	Laminate 1 1/4" Wood	Laminate 1 1/4" Wood	Laminate Wood
					Flat	Flat	Reverse Bevel	Square	Bullnose	Reverse Bevel
				edge ordering code > top thickness >						
					LP2S 1 1/4"	LW2S 1 1/4"	LMRA2S 1 1/4"	LWS2 1 1/4"	LWB2 1 1/4"	LWR2 1 1/4"
				edge ordering code > top thickness >	Fluted	Fluted		Fluted		
										
				edge ordering code > top thickness >	LPF2S 1 1/4"	LWF2S 1 1/4"		LWF2 1 1/4"		
				top thickness price >	1 1/4"			1 1/4"		
				Description	Model #	Product Wt				
	All Access Floor 3form Doors 20 x 48 Glides <i>Not available with casters</i>	ENSU 2048G 12	186	6529				7249		
	Standard 3form Outer Doors Access Standard 3form Middle Doors 20 x 48 Casters 20 x 48 Glides	ENSU 2048C 19 ENSU 2048G 19	183 183	6529 6529				7249 7249		
	Standard Floor 3form Outer Doors Access Floor 3form Middle Doors 20 x 48 Glides <i>Not available with casters</i>	ENSU 2048G 25	187	6529				7249		
	All Standard 3form Doors 20 x 48 Casters 20 x 48 Glides	ENSU 2048C 21 ENSU 2048G 21	184 184	6529				7249 7249		
	All Standard Floor 3form Doors 20 x 48 Glides <i>Not available with casters</i>	ENSU 2048G 23	190	6529				7249		

To Order, Specify...

- 1 Model Number
- 2 Cabinet Material
- 3 Edge Style, Thickness & Color
- 4 Door Profile (laminated cabinets only)
- 5 3form Selection
- 6 Frame & Shelf Color
- 7 Pull Style (models with doors only)
- 8 Additional Options



Veneer Wood	Veneer 1 1/4" Wood	Veneer 1 1/4" Wood	Veneer Wood
Flat  VW2S 1 1/4"	Square  VWS2 1 1/4"	Bullnose  VWB2 1 1/4"	Reverse Bevel  VWR2 1 1/4"
Fluted  VWF2S 1 1/4"	Fluted  VWF2 1 1/4"		
1 1/4"			
8992			
8992 8992			
8992			
8992 8992			
8992			

Pull Style

A pull style must be specified when ordering any cabinet with doors.



1A



2A

Base Options

Alternate Black Soft Wheel Caster.....CAS44 n/c
(standard in two-tone soft wheel)

Finish Options

Powder Coat, Standard..... n/c
Powder Coat, Premium..... \$ 165
Platinum..... \$ 488

NOTE Transparent powder coats not available on cabinets

Door Options

Locking Outer Doors.....DLK \$ 100
Laminate Doors with Aluminum Frame.....LAF n/c
All Laminate Doors.....LLD n/c

Top Options

Special Laminate.....TSP call
Custom Cutout (per cutout).....TCC \$ 120
















Accessories

Acrylic Outer Tray for 48" Cabinet.....AAT48O \$ 151
Acrylic Center Tray for 48" Cabinet.....AAT48C \$ 168



Questions?







800 876 2120

				top > edge >	Laminate PVC	Laminate Wood	Laminate 2mm Acrylic	Laminate 1 1/4" Wood	Laminate 1 1/4" Wood	Laminate Wood	
					Flat	Flat	Reverse Bevel	Square	Bullnose	Reverse Bevel	
				edge ordering code > top thickness >							
					LP2S 1 1/4"	LW2S 1 1/4"	LMRA2S 1 1/4"	LWS2 1 1/4"	LWB2 1 1/4"	LWR2 1 1/4"	
				edge ordering code > top thickness >	Fluted	Fluted		Fluted			
											
				edge ordering code > top thickness >	LPF2S 1 1/4"	LWF2S 1 1/4"		LWF2 1 1/4"			
				top thickness price >	1 1/4"			1 1/4"			
				Description	Model #	Product Wt					
	No Doors										
	20 x 60 Casters	ENSU 2060C	186	4734				5261			
	20 x 60 Glides	ENSU 2060G	186	4734				5261			
	Access Standard Outer Doors										
	No Middle Doors										
	20 x 60 Casters	ENSU 2060C 01	201	5556				6170			
	20 x 60 Glides	ENSU 2060G 01	201	5556				6170			
	Standard Outer Doors										
	No Middle Doors										
	20 x 60 Casters	ENSU 2060C 05	202	5556				6170			
	20 x 60 Glides	ENSU 2060G 05	202	5556				6170			
	All Access Standard Doors										
	20 x 60 Casters	ENSU 2060C 09	216	6432				7144			
	20 x 60 Glides	ENSU 2060G 09	216	6432				7144			
	All Access Floor Doors										
	20 x 60 Casters	ENSU 2060G 11	220	6432				7144			
	Not available with casters										
	Standard Outer Doors										
	Access Standard Middle Doors										
	20 x 60 Casters	ENSU 2060C 15	217	6432				7144			
	20 x 60 Glides	ENSU 2060G 15	217	6432				7144			

To Order, Specify...

- 1 Model Number
- 2 Cabinet Material
- 3 Edge Style, Thickness & Color
- 4 Door Profile (laminated cabinets only)
- 5 Frame & Shelf Color
- 6 Pull Style (models with doors only)
- 7 Additional Options



Veneer Wood	Veneer 1 1/4" Wood	Veneer 1 1/4" Wood	Veneer Wood
Flat  VW2S 1 1/4"	Square  VWS2 1 1/4"	Bullnose  VWB2 1 1/4"	Reverse Bevel  VWR2 1 1/4"
Fluted  VWF2S 1 1/4"	Fluted  VWF2 1 1/4"		
1 1/4"			
7932 7932			
9064 9064			
9064 9064			
10197 10197			
10197			
10197 10197			

Pull Style

A pull style must be specified when ordering any cabinet with doors.



1A



2A

Base Options

Alternate Black Soft Wheel Caster.....CAS44 n/c
(standard in two-tone soft wheel)

Finish Options

Powder Coat, Standard..... n/c
Powder Coat, Premium..... \$ 165
Platinum..... \$ 488

NOTE Transparent powder coats not available on cabinets

Door Options

Locking Outer Doors.....DLK \$ 100
Laminate Doors with Aluminum Frame.....LAF n/c
All Laminate Doors.....LLD n/c

Top Options

Special Laminate.....TSP call
Custom Cutout (per cutout).....TCC \$ 120
















Accessories

Acrylic Tray for 60" Cabinet*.....AAT60 \$ 151
*Center access shelf can accommodate two trays



Questions?







800 876 2120

				top > edge >	Laminate PVC	Laminate Wood	Laminate 2mm Acrylic	Laminate 1 1/4" Wood	Laminate 1 1/4" Wood	Laminate Wood
					Flat	Flat	Reverse Bevel	Square	Bullnose	Reverse Bevel
				edge ordering code > top thickness >						
					LP2S 1 1/4"	LW2S 1 1/4"	LMRA2S 1 1/4"	LWS2 1 1/4"	LWB2 1 1/4"	LWR2 1 1/4"
				edge ordering code > top thickness >	Fluted	Fluted		Fluted		
										
				edge ordering code > top thickness >	LPF2S 1 1/4"	LWF2S 1 1/4"		LWF2 1 1/4"		
				top thickness price >	1 1/4"			1 1/4"		
Description		Model #	Product Wt							
	Standard Floor Outer Doors Access Floor Middle Doors 20 x 60 Glides <i>Not available with casters</i>	ENSU 2060G 17	221	6432				7144		
	All Standard Doors 20 x 60 Casters 20 x 60 Glides	ENSU 2060C 20 ENSU 2060G 20	217 217	6432 6432				7144 7144		
	All Standard Floor Doors 20 x 60 Glides <i>Not available with casters</i>	ENSU 2060G 22	222	6432				7144		
	Access Standard 3form Outer Doors No Middle Doors 20 x 60 Casters 20 x 60 Glides	ENSU 2060C 02 ENSU 2060G 02	203 203	6027 6027				6696 6696		
	Standard 3form Outer Doors No Middle Doors 20 x 60 Casters 20 x 60 Glides	ENSU 2060C 06 ENSU 2060G 06	204 204	6027 6027				6696 6696		
	Access Standard Outer Doors Access Standard 3form Middle Doors 20 x 60 Casters 20 x 60 Glides	ENSU 2060C 13 ENSU 2060G 13	217 217	6905 6905				7672 7672		

To Order, Specify...

- 1 Model Number
- 2 Cabinet Material
- 3 Edge Style, Thickness & Color
- 4 Door Profile (laminated cabinets only)
- 5 3form Selection
- 6 Frame & Shelf Color
- 7 Pull Style (models with doors only)
- 8 Additional Options



Veneer Wood	Veneer 1 1/4" Wood	Veneer 1 1/4" Wood	Veneer Wood
Flat  VW2S 1 1/4"	Square  VWS2 1 1/4"	Bullnose  VWB2 1 1/4"	Reverse Bevel  VWR2 1 1/4"
Fluted  VWF2S 1 1/4"	Fluted  VWF2 1 1/4"		
1 1/4"			
10197			
10197 10197			
10197			
9136 9136			
9136 9136			
10268 10268			

Pull Style
A pull style must be specified when ordering any cabinet with doors.



Base Options

Alternate Black Soft Wheel Caster..... CAS44 n/c
(standard in two-tone soft wheel)

Finish Options

Powder Coat, Standard n/c
Powder Coat, Premium..... \$ 165
Platinum..... \$ 488

NOTE Transparent powder coats not available on cabinets

Door Options

Locking Outer Doors.....DLK \$ 100
Laminate Doors with Aluminum Frame.....LAF n/c
All Laminate Doors.....LLD n/c

Top Options

Special Laminate.....TSP call
Custom Cutout (per cutout).....TCC \$ 120













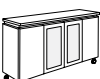

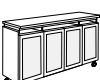
Accessories

Acrylic Tray for 60" Cabinet*AAT60 \$ 151
*Center access shelf can accommodate two trays



Questions?







800 876 2120

				top > edge >	Laminate PVC	Laminate Wood	Laminate 2mm Acrylic	Laminate 1 1/4" Wood	Laminate 1 1/4" Wood	Laminate Wood
					Flat	Flat	Reverse Bevel	Square	Bullnose	Reverse Bevel
				edge ordering code > top thickness >						
					LP2S 1 1/4"	LW2S 1 1/4"	LMRA2S 1 1/4"	LWS2 1 1/4"	LWB2 1 1/4"	LWR2 1 1/4"
				edge ordering code > top thickness >	Fluted	Fluted		Fluted		
										
				edge ordering code > top thickness >	LPF2S 1 1/4"	LWF2S 1 1/4"		LWF2 1 1/4"		
				top thickness price >	1 1/4"			1 1/4"		
		Description	Model #	Product Wt						
		Access Floor Outer Doors Access Floor 3form Middle Doors 20 x 60 Glides <i>Not available with casters</i>	ENSU 2060G 14	218	6905			7672		
		Standard Outer Doors Access Standard 3form Middle Doors 20 x 60 Casters 20 x 60 Glides	ENSU 2060C 16 ENSU 2060G 16	217 217	6905 6905			7672 7672		
		Standard Floor Outer Doors Access Floor 3form Middle Doors 20 x 60 Glides <i>Not available with casters</i>	ENSU 2060G 18	222	6905			7672		
		Standard Outer Doors Standard 3form Middle Doors 20 x 60 Casters 20 x 60 Glides	ENSU 2060C 07 ENSU 2060G 07	218 218	6905 6905			7672 7672		
		Standard Floor Outer Doors Standard Floor 3form Middle Doors 20 x 60 Glides <i>Not available with casters</i>	ENSU 2060G 24	223	6905			7672		
		All Access Standard 3form Doors 20 x 60 Casters 20 x 60 Glides	ENSU 2060C 10 ENSU 2060G 10	217 217	7381 7381			8199 8199		

To Order, Specify...

- 1 Model Number
- 2 Cabinet Material
- 3 Edge Style, Thickness & Color
- 4 Door Profile (laminated cabinets only)
- 5 3form Selection
- 6 Frame & Shelf Color
- 7 Pull Style (models with doors only)
- 8 Additional Options



Veneer Wood	Veneer 1 1/4" Wood	Veneer 1 1/4" Wood	Veneer Wood
Flat  VW2S 1 1/4"	Square  VWS2 1 1/4"	Bullnose  VWB2 1 1/4"	Reverse Bevel  VWR2 1 1/4"
Fluted  VWF2S 1 1/4"	Fluted  VWF2 1 1/4"		
1 1/4"			
10268			
10268 10268			
10268			
10268 10268			
10268			
10339 10339			

Pull Style
A pull style must be specified when ordering any cabinet with doors.



Base Options

Alternate Black Soft Wheel Caster.....CAS44 n/c
(standard in two-tone soft wheel)

Finish Options

Powder Coat, Standard..... n/c
Powder Coat, Premium..... \$ 165
Platinum..... \$ 488

NOTE Transparent powder coats not available on cabinets

Door Options

Locking Outer Doors.....DLK \$ 100
Laminate Doors with Aluminum Frame.....LAF n/c
All Laminate Doors.....LLD n/c

Top Options

Special Laminate.....TSP call
Custom Cutout (per cutout).....TCC \$ 120










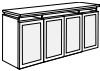

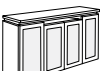
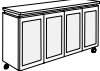

Accessories

Acrylic Tray for 60" Cabinet*.....AAT60 \$ 151
*Center access shelf can accommodate two trays



Questions?







800 876 2120

				top > edge >	Laminate PVC	Laminate Wood	Laminate 2mm Acrylic	Laminate 1 1/4" Wood	Laminate 1 1/4" Wood	Laminate Wood
					Flat	Flat	Reverse Bevel	Square	Bullnose	Reverse Bevel
				edge ordering code > top thickness >						
					LP2S 1 1/4"	LW2S 1 1/4"	LMRA2S 1 1/4"	LWS2 1 1/4"	LWB2 1 1/4"	LWR2 1 1/4"
				edge ordering code > top thickness >	Fluted	Fluted		Fluted		
										
				edge ordering code > top thickness >	LPF2S 1 1/4"	LWF2S 1 1/4"		LWF2 1 1/4"		
				top thickness price >	1 1/4"			1 1/4"		
Description		Model #	Product Wt							
	All Access Floor 3form Doors 20 x 60 Glides <i>Not available with casters</i>	ENSU 2060G 12	221	7381				8199		
	Standard 3form Outer Doors Access Standard 3form Middle Doors 20 x 60 Casters 20 x 60 Glides	ENSU 2060C 19 ENSU 2060G 19	218 218	7381 7381				8199 8199		
	Standard Floor 3form Outer Doors Access Floor 3form Middle Doors 20 x 60 Glides <i>Not available with casters</i>	ENSU 2060G 25	222	7381				8199		
	All Standard 3form Doors 20 x 60 Casters 20 x 60 Glides	ENSU 2060C 21 ENSU 2060G 21	219 219	7381 7381				8199 8199		
	All Standard Floor 3form Doors 20 x 60 Glides <i>Not available with casters</i>	ENSU 2060G 23	219	7381				8199		

To Order, Specify...

- 1 Model Number
- 2 Cabinet Material
- 3 Edge Style, Thickness & Color
- 4 Door Profile (laminated cabinets only)
- 5 3form Selection
- 6 Frame & Shelf Color
- 7 Pull Style (models with doors only)
- 8 Additional Options



Veneer Wood	Veneer 1 1/4" Wood	Veneer 1 1/4" Wood	Veneer Wood
Flat  VW2S 1 1/4"	Square  VWS2 1 1/4"	Bullnose  VWB2 1 1/4"	Reverse Bevel  VWR2 1 1/4"
Fluted  VWF2S 1 1/4"	Fluted  VWF2 1 1/4"		
1 1/4"			
10339			
10339 10339			
10339			
10339 10339			
10339			

Pull Style
A pull style must be specified when ordering any cabinet with doors.



Base Options

Alternate Black Soft Wheel Caster.....CAS44 n/c
(standard in two-tone soft wheel)

Finish Options

Powder Coat, Standard n/c
Powder Coat, Premium..... \$ 165
Platinum..... \$ 488

NOTE Transparent powder coats not available on cabinets

Door Options

Locking Outer Doors.....DLK \$ 100

Top Options

Special Laminate.....TSP call
Custom Cutout (per cutout)TCC \$ 120

Accessories

Acrylic Tray for 60" Cabinet*AAT60 \$ 151










*Center access shelf can accommodate two trays



Questions?

800 876 2120

top >
edge >







Laminate PVC	Laminate Wood	Laminate 2mm Acrylic	Laminate 1 1/4" Wood	Laminate 1 1/4" Wood	Laminate Wood
Flat 	Flat 	Reverse Bevel 	Square 	Bullnose 	Reverse Bevel 
edge ordering code > top thickness > LP2S 1 1/4"	LW2S 1 1/4"	LMRA2S 1 1/4"	LWS2 1 1/4"	LWB2 1 1/4"	LWR2 1 1/4"
Fluted 	Fluted 		Fluted 		
edge ordering code > top thickness > LPF2S 1 1/4"	LWF2S 1 1/4"		LWF2 1 1/4"		
top thickness price > 1 1/4"			1 1/4"		

	Description	Model #	Product Wt		
	No Doors 20 x 72 Glides <i>Not available with casters</i>	ENSU 2072G	214	4970	5522
	Access Standard Outer Doors No Middle Doors 20 x 72 Glides <i>Not available with casters</i>	ENSU 2072G 01	229	6256	6950
	Standard Outer Doors No Middle Doors 20 x 72 Glides <i>Not available with casters</i>	ENSU 2072G 05	230	6256	6950
	All Access Standard Doors 20 x 72 Glides <i>Not available with casters</i>	ENSU 2072G 09	251	7207	8004
	All Access Floor Doors 20 x 72 Glides <i>Not available with casters</i>	ENSU 2072G 11	255	7207	8004
	Standard Outer Doors Access Standard Middle Doors 20 x 72 Glides <i>Not available with casters</i>	ENSU 2072G 15	252	7207	8004

To Order, Specify...

- 1 Model Number
- 2 Cabinet Material
- 3 Edge Style, Thickness & Color
- 4 Door Profile (laminated cabinets only)
- 5 Frame & Shelf Color
- 6 Pull Style (models with doors only)
- 7 Additional Options



Veneer Wood	Veneer 1 1/4" Wood	Veneer 1 1/4" Wood	Veneer Wood
Flat 	Square 	Bullnose 	Reverse Bevel 
VW2S 1 1/4"	VWS2 1 1/4"	VWB2 1 1/4"	VWR2 1 1/4"
Fluted 	Fluted 		
VWF2S 1 1/4"	VWF2 1 1/4"		
1 1/4"			
8956			
10280			
10280			
11591			
11591			
11591			

Pull Style
A pull style must be specified when ordering any cabinet with doors.



Finish Options

- Powder Coat, Standard n/c
- Powder Coat, Premium..... \$ 165
- Platinum..... \$ 488

NOTE Transparent powder coats not available on cabinets

Door Options

- Locking Outer Doors.....DLK \$ 100
- Laminate Doors with Aluminum Frame.....LAF n/c
- All Laminate DoorsLLD n/c

Top Options

- Special Laminate.....TSP call
- Custom Cutout (per cutout)TCC \$ 120

Accessories

- Acrylic Tray for 72" Cabinet*.....AAT72 \$ 168

*Center access shelf can accommodate two trays



Questions?

800 876 2120







top > edge >	Laminate PVC	Laminate Wood	Laminate 2mm Acrylic	Laminate 1 1/4" Wood	Laminate 1 1/4" Wood	Laminate Wood
	Flat	Flat	Reverse Bevel	Square	Bullnose	Reverse Bevel
edge ordering code > top thickness >	LP2S 1 1/4"	LW2S 1 1/4"	LMRA2S 1 1/4"	LWS2 1 1/4"	LWB2 1 1/4"	LWR2 1 1/4"
	Fluted	Fluted		Fluted		
edge ordering code > top thickness >	LPF2S 1 1/4"	LWF2S 1 1/4"		LWF2 1 1/4"		
top thickness price >	1 1/4"		1 1/4"			

	Description	Model #	Product Wt		
	Standard Floor Outer Doors Access Floor Middle Doors 20 x 72 Glides <i>Not available with casters</i>	ENSU 2072G 17	256	7207	8004
	All Standard Doors 20 x 72 Glides <i>Not available with casters</i>	ENSU 2072G 20	252	7207	8004
	All Standard Floor Doors 20 x 72 Glides <i>Not available with casters</i>	ENSU 2072G 22	257	7207	8004
	Access Standard 3form Outer Doors No Middle Doors 20 x 72 Glides <i>Not available with casters</i>	ENSU 2072G 02	231	7057	7839
	Standard 3form Outer Doors No Middle Doors 20 x 72 Glides <i>Not available with casters</i>	ENSU 2072G 06	232	7057	7839
	Access Standard Outer Doors Access Standard 3form Middle Doors 20 x 72 Glides <i>Not available with casters</i>	ENSU 2072G 13	252	8004	8894

To Order, Specify...

- 1 Model Number
- 2 Cabinet Material
- 3 Edge Style, Thickness & Color
- 4 Door Profile (laminated cabinets only)
- 5 3form Selection
- 6 Frame & Shelf Color
- 7 Pull Style (models with doors only)
- 8 Additional Options



Veneer Wood	Veneer 1 1/4" Wood	Veneer 1 1/4" Wood	Veneer Wood
Flat 	Square 	Bullnose 	Reverse Bevel 
VW2S 1 1/4"	VWS2 1 1/4"	VWB2 1 1/4"	VWR2 1 1/4"
Fluted 	Fluted 		
VWF2S 1 1/4"	VWF2 1 1/4"		
1 1/4"			
11591			
11591			
11591			
10465			
10465			
11774			

Pull Style
A pull style must be specified when ordering any cabinet with doors.



Finish Options

- Powder Coat, Standard n/c
- Powder Coat, Premium..... \$ 165
- Platinum..... \$ 488

NOTE Transparent powder coats not available on cabinets

Door Options

- Locking Outer Doors.....DLK \$ 100
- Laminate Doors with Aluminum Frame.....LAF n/c
- All Laminate DoorsLLD n/c

Top Options

- Special Laminate.....TSP call
- Custom Cutout (per cutout)TCC \$ 120

Accessories










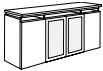



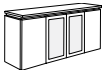

- Acrylic Tray for 72" Cabinet*.....AAT72 \$ 168

*Center access shelf can accommodate two trays



Questions?







800 876 2120

				top > edge >	Laminate PVC	Laminate Wood	Laminate 2mm Acrylic	Laminate 1 1/4" Wood	Laminate 1 1/4" Wood	Laminate Wood
				edge ordering code > top thickness >	Flat  LP2S 1 1/4"	Flat  LW2S 1 1/4"	Reverse Bevel  LMRA2S 1 1/4"	Square  LWS2 1 1/4"	Bullnose  LWB2 1 1/4"	Reverse Bevel  LWR2 1 1/4"
				edge ordering code > top thickness >	Fluted  LPF2S 1 1/4"	Fluted  LWF2S 1 1/4"		Fluted  LWF2 1 1/4"		
				top thickness price >	1 1/4"	1 1/4"		1 1/4"		
Description		Model #	Product Wt							
	Access Floor Outer Doors Access Floor 3form Middle Doors 20 x 72 Glides <i>Not available with casters</i>	ENSU 2072G 14	253	8004				8894		
	Standard Outer Doors Access Standard 3form Middle Doors 20 x 72 Glides <i>Not available with casters</i>	ENSU 2072G 16	252	8004				8894		
	Standard Floor Outer Doors Access Floor 3form Middle Doors 20 x 72 Glides <i>Not available with casters</i>	ENSU 2072G 18	257	8004				8894		
	Standard Outer Doors Standard 3form Middle Doors 20 x 72 Glides <i>Not available with casters</i>	ENSU 2072G 07	253	8004				8894		
	Standard Floor Outer Doors Standard Floor 3form Middle Doors 20 x 72 Glides <i>Not available with casters</i>	ENSU 2072G 24	261	8004				8894		
	All Access Standard 3form Doors 20 x 72 Glides <i>Not available with casters</i>	ENSU 2072G 10	252	8804				9783		

To Order, Specify...

- 1 Model Number
- 2 Cabinet Material
- 3 Edge Style, Thickness & Color
- 4 Door Profile (laminated cabinets only)
- 5 3form Selection
- 6 Frame & Shelf Color
- 7 Pull Style (models with doors only)
- 8 Additional Options



Veneer Wood	Veneer 1 1/4" Wood	Veneer 1 1/4" Wood	Veneer Wood
Flat 	Square 	Bullnose 	Reverse Bevel 
VW2S 1 1/4"	VWS2 1 1/4"	VWB2 1 1/4"	VWR2 1 1/4"
Fluted 	Fluted 		
VWF2S 1 1/4"	VWF2 1 1/4"		
1 1/4"			
11774			
11774			
11774			
11774			
11774			
11958			

Pull Style
A pull style must be specified when ordering any cabinet with doors.



Finish Options

- Powder Coat, Standard n/c
- Powder Coat, Premium..... \$ 165
- Platinum..... \$ 488

NOTE Transparent powder coats not available on cabinets

Door Options

- Locking Outer Doors.....DLK \$ 100
- Laminate Doors with Aluminum Frame.....LAF n/c
- All Laminate DoorsLLD n/c

Top Options

- Special Laminate.....TSP call
- Custom Cutout (per cutout)TCC \$ 120

Accessories










- Acrylic Tray for 72" Cabinet*.....AAT72 \$ 168

*Center access shelf can accommodate two trays



Questions?
800 876 2120

top >
edge >







Laminate PVC	Laminate Wood	Laminate 2mm Acrylic	Laminate 1 1/4" Wood	Laminate 1 1/4" Wood	Laminate Wood
Flat 	Flat 	Reverse Bevel 	Square 	Bullnose 	Reverse Bevel 
edge ordering code > top thickness > LP2S 1 1/4"	LW2S 1 1/4"	LMRA2S 1 1/4"	LWS2 1 1/4"	LWB2 1 1/4"	LWR2 1 1/4"
Fluted 	Fluted 		Fluted 		
edge ordering code > top thickness > LPF2S 1 1/4"	LWF2S 1 1/4"		LWF2 1 1/4"		
top thickness price > 1 1/4"			1 1/4"		

Description	Model #	Product Wt	8804	9783
 <p>All Access Floor 3form Doors 20 x 72 Glides <i>Not available with casters</i></p>	ENSU 2072G 12	256		
 <p>Standard 3form Outer Doors Access Standard 3form Middle Doors 20 x 72 Glides <i>Not available with casters</i></p>	ENSU 2072G 19	253		
 <p>Standard Floor 3form Outer Doors Access Floor 3form Middle Doors 20 x 72 Glides <i>Not available with casters</i></p>	ENSU 2072G 25	260		
 <p>All Standard 3form Doors 20 x 72 Glides <i>Not available with casters</i></p>	ENSU 2072G 21	254		
 <p>All Standard Floor 3form Doors 20 x 72 Glides <i>Not available with casters</i></p>	ENSU 2072G 23	263		

To Order, Specify...

- 1 Model Number
- 2 Cabinet Material
- 3 Edge Style, Thickness & Color
- 4 Door Profile (laminated cabinets only)
- 5 3form Selection
- 6 Frame & Shelf Color
- 7 Pull Style (models with doors only)
- 8 Additional Options



Veneer Wood	Veneer 1 1/4" Wood	Veneer 1 1/4" Wood	Veneer Wood
Flat 	Square 	Bullnose 	Reverse Bevel 
VW2S 1 1/4"	VWS2 1 1/4"	VWB2 1 1/4"	VWR2 1 1/4"
Fluted 	Fluted 		
VWF2S 1 1/4"	VWF2 1 1/4"		
1 1/4"			
11958			
11958			
11958			
11958			
11958			

Pull Style
A pull style must be specified when ordering any cabinet with doors.



Finish Options

- Powder Coat, Standard n/c
- Powder Coat, Premium..... \$ 165
- Platinum..... \$ 488

NOTE Transparent powder coats not available on cabinets

Door Options

- Locking Outer Doors.....DLK \$ 100

Top Options

- Special Laminate.....TSP call
- Custom Cutout (per cutout)TCC \$ 120

Accessories

- Acrylic Tray for 72" Cabinet*.....AAT72 \$ 168

*Center access shelf can accommodate two trays



Questions?







800 876 2120

				top > edge >	Laminate PVC	Laminate Wood	Laminate 2mm Acrylic	Laminate 1 1/4" Wood	Laminate 1 1/4" Wood	Laminate Wood
					Flat	Flat	Reverse Bevel	Square	Bullnose	Reverse Bevel
				edge ordering code > top thickness >						
					LP2S 1 1/4"	LW2S 1 1/4"	LMRA2S 1 1/4"	LWS2 1 1/4"	LWB2 1 1/4"	LWR2 1 1/4"
				edge ordering code > top thickness >	Fluted	Fluted		Fluted		
				edge ordering code > top thickness >	LPF2S 1 1/4"	LWF2S 1 1/4"		LWF2 1 1/4"		
				top thickness price >	1 1/4"			1 1/4"		
				Description	Model #	Product Wt				
	No Doors 20 x 84 Glides <i>Not available with casters</i>	ENSU 2084G	254	8950				9950		
	Access Standard Outer Doors No Middle Doors 20 x 84 Glides <i>Not available with casters</i>	ENSU 2084G 01	268	10587				11764		
	Standard Outer Doors No Middle Doors 20 x 84 Glides <i>Not available with casters</i>	ENSU 2084G 05	269	10587				11764		
	All Access Standard Doors 20 x 84 Glides <i>Not available with casters</i>	ENSU 2084G 09	289	11297				12549		
	All Access Floor Doors 20 x 84 Glides <i>Not available with casters</i>	ENSU 2084G 11	299	11297				12549		
	Standard Outer Doors Access Standard Middle Doors 20 x 84 Glides <i>Not available with casters</i>	ENSU 2084G 15	290	11297				12549		

To Order, Specify...

- 1 Model Number
- 2 Cabinet Material
- 3 Edge Style, Thickness & Color
- 4 Door Profile (laminated cabinets only)
- 5 Frame & Shelf Color
- 6 Pull Style (models with doors only)
- 7 Additional Options



Veneer Wood	Veneer 1 1/4" Wood	Veneer 1 1/4" Wood	Veneer Wood
Flat 	Square 	Bullnose 	Reverse Bevel 
VW2S 1 1/4"	VWS2 1 1/4"	VWB2 1 1/4"	VWR2 1 1/4"
Fluted 	Fluted 		
VWF2S 1 1/4"	VWF2 1 1/4"		
1 1/4"			
14335			
16607			
16607			
17985			
17985			
17985			

Pull Style
A pull style must be specified when ordering any cabinet with doors.



1A



2A

Finish Options

- Powder Coat, Standard n/c
- Powder Coat, Premium..... \$ 165
- Platinum..... \$ 488

NOTE Transparent powder coats not available on cabinets

Door Options

- Locking Outer Doors.....DLK \$ 100
- Laminate Doors with Aluminum Frame.....LAF n/c
- All Laminate DoorsLLD n/c

Top Options

- Special Laminate.....TSP call
- Custom Cutout (per cutout)TCC \$ 120

Accessories

- Acrylic Outer Tray for 84" Cabinet.....AAT84O \$ 168
- Acrylic Center Tray for 84" Cabinet*.....AAT84C \$ 230

*Center access shelf can accommodate two trays



Questions?

800 876 2120

top >
edge >

Laminate PVC	Laminate Wood	Laminate 2mm Acrylic	Laminate 1 1/4" Wood	Laminate 1 1/4" Wood	Laminate Wood
Flat	Flat	Reverse Bevel	Square	Bullnose	Reverse Bevel
LP2S 1 1/4"	LW2S 1 1/4"	LMRA2S 1 1/4"	LWS2 1 1/4"	LWB2 1 1/4"	LWR2 1 1/4"
Fluted	Fluted		Fluted		
LPF2S 1 1/4"	LWF2S 1 1/4"		LWF2 1 1/4"		
edge ordering code > top thickness >			edge ordering code > top thickness >		
1 1/4"			1 1/4"		

edge ordering code >
top thickness >







edge ordering code >
top thickness >
top thickness price >

	Description	Model #	Product Wt	1 1/4"	1 1/4"
	Standard Floor Outer Doors Access Floor Middle Doors 20 x 84 Glides <i>Not available with casters</i>	ENSU 2084G 17	299	11297	12549
	All Standard Doors 20 x 84 Glides <i>Not available with casters</i>	ENSU 2084G 20	293	11297	12549
	All Standard Floor Doors 20 x 84 Glides <i>Not available with casters</i>	ENSU 2084G 22	302	11297	12549
	Access Standard 3form Outer Doors No Middle Doors 20 x 84 Glides <i>Not available with casters</i>	ENSU 2084G 02	270	11537	12820
	Standard 3form Outer Doors No Middle Doors 20 x 84 Glides <i>Not available with casters</i>	ENSU 2084G 06	271	11537	12820
	Access Standard Outer Doors Access Standard 3form Middle Doors 20 x 84 Glides <i>Not available with casters</i>	ENSU 2084G 13	290	11537	12820

To Order, Specify...

- 1 Model Number
- 2 Cabinet Material
- 3 Edge Style, Thickness & Color
- 4 Door Profile (laminated cabinets only)
- 5 3form Selection
- 6 Frame & Shelf Color
- 7 Pull Style (models with doors only)
- 8 Additional Options



Veneer Wood	Veneer 1 1/4" Wood	Veneer 1 1/4" Wood	Veneer Wood
Flat 	Square 	Bullnose 	Reverse Bevel 
VW2S 1 1/4"	VWS2 1 1/4"	VWB2 1 1/4"	VWR2 1 1/4"
Fluted 	Fluted 		
VWF2S 1 1/4"	VWF2 1 1/4"		
1 1/4"			
17985			
17985			
17985			
16635			
16635			
16635			

Pull Style

A pull style must be specified when ordering any cabinet with doors.



1A



2A

Finish Options

- Powder Coat, Standard n/c
- Powder Coat, Premium..... \$ 165
- Platinum..... \$ 488

NOTE Transparent powder coats not available on cabinets

Door Options

- Locking Outer Doors.....DLK \$ 100
- Laminate Doors with Aluminum Frame.....LAF n/c
- All Laminate DoorsLLD n/c

Top Options

- Special Laminate.....TSP call
- Custom Cutout (per cutout)TCC \$ 120

Accessories










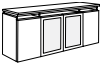
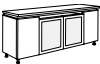
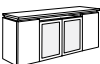
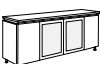
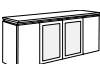
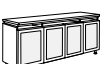
- Acrylic Outer Tray for 84" Cabinet.....AAT84O \$ 168
- Acrylic Center Tray for 84" Cabinet*.....AAT84C \$ 230

*Center access shelf can accommodate two trays



Questions?







800 876 2120

				top > edge >	Laminate PVC	Laminate Wood	Laminate 2mm Acrylic	Laminate 1 1/4" Wood	Laminate 1 1/4" Wood	Laminate Wood	
					Flat	Flat	Reverse Bevel	Square	Bullnose	Reverse Bevel	
				edge ordering code > top thickness >							
					LP2S 1 1/4"	LW2S 1 1/4"	LMRA2S 1 1/4"	LWS2 1 1/4"	LWB2 1 1/4"	LWR2 1 1/4"	
				edge ordering code > top thickness >	Fluted	Fluted		Fluted			
											
				edge ordering code > top thickness >	LPF2S 1 1/4"	LWF2S 1 1/4"		LWF2 1 1/4"			
				top thickness price >	1 1/4"			1 1/4"			
				Description	Model #	Product Wt					
	Access Floor Outer Doors Access Floor 3form Middle Doors 20 x 84 Glides <i>Not available with casters</i>	ENSU 2084G 14	297	12098				13440			
	Standard Outer Doors Access Standard 3form Middle Doors 20 x 84 Glides <i>Not available with casters</i>	ENSU 2084G 16	290	12098				13440			
	Standard Floor Outer Doors Access Floor 3form Middle Doors 20 x 84 Glides <i>Not available with casters</i>	ENSU 2084G 18	300	12098				13440			
	Standard Outer Doors Standard 3form Middle Doors 20 x 84 Glides <i>Not available with casters</i>	ENSU 2084G 07	291	12098				13440			
	Standard Floor Outer Doors Standard Floor 3form Middle Doors 20 x 84 Glides <i>Not available with casters</i>	ENSU 2084G 24	300	12098				13440			
	All Access Standard 3form Doors 20 x 84 Glides <i>Not available with casters</i>	ENSU 2084G 10	290	13049				14494			

To Order, Specify...

- 1 Model Number
- 2 Cabinet Material
- 3 Edge Style, Thickness & Color
- 4 Door Profile (laminated cabinets only)
- 5 3form Selection
- 6 Frame & Shelf Color
- 7 Pull Style (models with doors only)
- 8 Additional Options



Veneer Wood	Veneer 1 1/4" Wood	Veneer 1 1/4" Wood	Veneer Wood
Flat  VW2S 1 1/4"	Square  VWS2 1 1/4"	Bullnose  VWB2 1 1/4"	Reverse Bevel  VWR2 1 1/4"
Fluted  VWF2S 1 1/4"	Fluted  VWF2 1 1/4"		
1 1/4"			
17947			
17947			
17947			
17947			
17947			
17977			

Pull Style
A pull style must be specified when ordering any cabinet with doors.



Finish Options

- Powder Coat, Standard n/c
- Powder Coat, Premium..... \$ 165
- Platinum..... \$ 488

NOTE Transparent powder coats not available on cabinets

Door Options

- Locking Outer Doors.....DLK \$ 100
- Laminate Doors with Aluminum Frame.....LAF n/c
- All Laminate DoorsLLD n/c

Top Options

- Special Laminate.....TSP call
- Custom Cutout (per cutout)TCC \$ 120










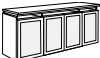
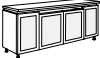
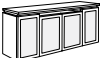
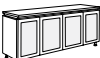
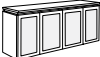
Accessories

- Acrylic Outer Tray for 84" Cabinet.....AAT84O \$ 168
- Acrylic Center Tray for 84" Cabinet*.....AAT84C \$ 230

*Center access shelf can accommodate two trays



Questions?
800 876 2120

				top > edge >	Laminate PVC	Laminate Wood	Laminate 2mm Acrylic	Laminate 1 1/4" Wood	Laminate 1 1/4" Wood	Laminate Wood	
					Flat	Flat	Reverse Bevel	Square	Bullnose	Reverse Bevel	
				edge ordering code > top thickness >							
					LP2S 1 1/4"	LW2S 1 1/4"	LMRA2S 1 1/4"	LWS2 1 1/4"	LWB2 1 1/4"	LWR2 1 1/4"	
				edge ordering code > top thickness >	Fluted	Fluted		Fluted			
											
				edge ordering code > top thickness >	LPF2S 1 1/4"	LWF2S 1 1/4"		LWF2 1 1/4"			
				top thickness price >	1 1/4"			1 1/4"			
				Description	Model #	Product Wt					
	All Access Floor 3form Doors 20 x 84 Glides <i>Not available with casters</i>	ENSU 2084G 12	299	13049				14494			
	Standard 3form Outer Doors Access Standard 3form Middle Doors 20 x 84 Glides <i>Not available with casters</i>	ENSU 2084G 19	291	13049				14494			
	Standard Floor 3form Outer Doors Access Floor 3form Middle Doors 20 x 84 Glides <i>Not available with casters</i>	ENSU 2084G 25	301	13049				14494			
	All Standard 3form Doors 20 x 84 Glides <i>Not available with casters</i>	ENSU 2084G 21	295	13049				14494			
	All Standard Floor 3form Doors 20 x 84 Glides <i>Not available with casters</i>	ENSU 2084G 23	303	13049				14494			

To Order, Specify...

- 1 Model Number
- 2 Cabinet Material
- 3 Edge Style, Thickness & Color
- 4 Door Profile (laminated cabinets only)
- 5 3form Selection
- 6 Frame & Shelf Color
- 7 Pull Style (models with doors only)
- 8 Additional Options



Veneer Wood	Veneer 1 1/4" Wood	Veneer 1 1/4" Wood	Veneer Wood
Flat  VW2S 1 1/4"	Square  VWS2 1 1/4"	Bullnose  VWB2 1 1/4"	Reverse Bevel  VWR2 1 1/4"
Fluted  VWF2S 1 1/4"	Fluted  VWF2 1 1/4"		
1 1/4"			
17977			
17977			
17977			
17977			
17977			

Pull Style

A pull style must be specified when ordering any cabinet with doors.



1A



2A

Finish Options

- Powder Coat, Standard n/c
- Powder Coat, Premium..... \$ 165
- Platinum..... \$ 488

NOTE Transparent powder coats not available on cabinets

Door Options

- Locking Outer Doors.....DLK \$ 100
- Laminate Doors with Aluminum Frame.....LAF n/c
- All Laminate DoorsLLD n/c

Top Options

- Special Laminate.....TSP call
- Custom Cutout (per cutout)TCC \$ 120

Accessories

- Acrylic Outer Tray for 84" Cabinet.....AAT84O \$ 168
- Acrylic Center Tray for 84" Cabinet*.....AAT84C \$ 230

*Center access shelf can accommodate two trays

Entourage
Recycling Cabinet
20 x 36



VERSTEEL

Questions?

800 876 2120

top > edge >	Laminate PVC	Laminate Wood	Laminate 2mm Acrylic	Laminate 1 1/4" Wood	Laminate 1 1/4" Wood	Laminate Wood
	Flat	Flat	Reverse Bevel	Square	Bullnose	Reverse Bevel
edge ordering code > top thickness >	LP2S 1 1/4"	LW2S 1 1/4"	LMRA2S 1 1/4"	LWS2 1 1/4"	LWB2 1 1/4"	LWR2 1 1/4"
	Fluted	Fluted		Fluted		
edge ordering code > top thickness >	LPF2S 1 1/4"	LWF2S 1 1/4"		LWF2 1 1/4"		
top thickness price >	1 1/4"		1 1/4"			

		Description	Model #	Product Wt		
	All Standard Doors					
		20 x 36 Casters	ENRC 2036C 20	200	5585	6088
		20 x 36 Glides	ENRC 2036G 20	200	5585	6088
	All Standard Floor Doors					
		20 x 36 Glides	ENRC 2036G22	200	5585	6088
	Not available with casters					
	All Standard 3form Doors					
		20 x 36 Casters	ENRC 2036C 21	200	6069	6574
		20 x 36 Glides	ENRC 2036G 21	200	6069	6574
	All Standard 3form Floor Doors					
		20 x 36 Glides	ENRC 2036G 23	200	6069	6574
	Not available with casters					

To Order, Specify...

- 1 Model Number
- 2 Cabinet Material
- 3 Edge Style, Thickness & Color
- 4 Frame & Shelf Color
- 5 Pull Style
- 6 Name Plate Options
- 7 Additional Options



Base Options

Alternate Black Soft Wheel Caster..... CAS44 n/c
(standard in two-tone soft wheel)

Finish Options

Powder Coat, Standard n/c
Powder Coat, Premium..... \$ 165
Platinum..... \$ 488

NOTE Transparent powder coats not available on cabinets

Top Options

Special Laminate.....TSP call
Custom Cutout (per cutout)TCC \$ 120

Name Plate Options*

Aluminum CansRAC n/c
General WasteRGW n/c
Plastic BottlesRPB n/c
CardboardRCB n/c
Newspapers.....RNP n/c
Paper.....RPA n/c
Magazines.....RMZ n/c
Mixed GlassRMG n/c

*Available in Alloy or Ebony Powder Coat only

Pull Style


A pull style must be specified when ordering any cabinet with doors.



1A



2A





Questions?

800 876 2120

top > edge >	Laminate PVC	Laminate Wood	Laminate 2mm Acrylic	Laminate 1 1/4" Wood	Laminate 1 1/4" Wood	Laminate Wood
	Flat	Flat	Reverse Bevel	Square	Bullnose	Reverse Bevel
edge ordering code > top thickness >	LP2S 1 1/4"	LW2S 1 1/4"	LMRA2S 1 1/4"	LWS2 1 1/4"	LWB2 1 1/4"	LWR2 1 1/4"
	Fluted	Fluted		Fluted		
edge ordering code > top thickness >	LPF2S 1 1/4"	LWF2S 1 1/4"		LWF2 1 1/4"		
top thickness price >	1 1/4"			1 1/4"		

	Description	Model #	Product Wt		
	All Standard Doors				
	20 x 48 Casters	ENRC 2048C 20	240	6647	7274
	20 x 48 Glides	ENRC 2048G 20	240	6647	7274
	All Standard Floor Doors				
	20 x 48 Glides <i>Not available with casters</i>	ENRC 2048G 22	240	6647	7274
	All Standard 3form Doors				
	20 x 48 Casters	ENRC 2048C 21	240	7375	8002
	20 x 48 Glides	ENRC 2048G 21	240	7375	8002
	All Standard 3form Floor Doors				
	20 x 48 Glides <i>Not available with casters</i>	ENRC 2048G 23	240	7375	8002

To Order, Specify...

- 1 Model Number
- 2 Cabinet Material
- 3 Edge Style, Thickness & Color
- 4 3form Selection
- 4 Frame & Shelf Color
- 5 Pull Style
- 6 Name Plate Options
- 7 Additional Options



Base Options

Alternate Black Soft Wheel Caster..... CAS44 n/c
(standard in two-tone soft wheel)

Finish Options

Powder Coat, Standard n/c
Powder Coat, Premium..... \$ 165
Platinum..... \$ 488

NOTE Transparent powder coats not available on cabinets

Top Options

Special Laminate.....TSP call
Custom Cutout (per cutout)TCC \$ 120

Name Plate Options*

Aluminum CansRAC n/c
General WasteRGW n/c
Plastic BottlesRPB n/c
CardboardRCB n/c
Newspapers.....RNP n/c
Paper.....RPA n/c
Magazines.....RMZ n/c
Mixed GlassRMG n/c

*Available in Alloy or Ebony Powder Coat only

Pull Style


A pull style must be specified when ordering any cabinet with doors.



1A



2A





Questions?

800 876 2120

top > edge >	Laminate PVC	Laminate Wood	Laminate 2mm Acrylic	Laminate 1 1/4" Wood	Laminate 1 1/4" Wood	Laminate Wood
	Flat	Flat	Reverse Bevel	Square	Bullnose	Reverse Bevel
edge ordering code > top thickness >	LP2S 1 1/4"	LW2S 1 1/4"	LMRA2S 1 1/4"	LWS2 1 1/4"	LWB2 1 1/4"	LWR2 1 1/4"
	Fluted	Fluted		Fluted		
edge ordering code > top thickness > top thickness price >	LPF2S 1 1/4"	LWF2S 1 1/4"		LWF2 1 1/4"		
	1 1/4"			1 1/4"		

	Description	Model #	Product Wt		
	All Standard Doors				
	20 x 60 Casters	ENRC 2060C 20	305	7429	8138
	20 x 60 Glides	ENRC 2060G 20	305	7429	8138
	All Standard Floor Doors				
	20 x 60 Glides <i>Not available with casters</i>	ENRC 2060G 22	305	7429	8138
	All Standard 3form Doors				
	20 x 60 Casters	ENRC 2060C 21	305	8397	9108
	20 x 60 Glides	ENRC 2060G 21	305	8397	9108
	All Standard 3form Floor Doors				
	20 x 60 Glides <i>Not available with casters</i>	ENRC 2060G 23	305	8397	9108

To Order, Specify...

- 1 Model Number
- 2 Cabinet Material
- 3 Edge Style, Thickness & Color
- 4 3form Selection
- 4 Frame & Shelf Color
- 5 Pull Style
- 6 Name Plate Options
- 7 Additional Options



Base Options

Alternate Black Soft Wheel Caster..... CAS44 n/c
(standard in two-tone soft wheel)

Finish Options

Powder Coat, Standard n/c
Powder Coat, Premium..... \$ 165
Platinum..... \$ 488

NOTE Transparent powder coats not available on cabinets

Top Options

Special Laminate.....TSP call
Custom Cutout (per cutout)TCC \$ 120

Name Plate Options*

Aluminum CansRAC n/c
General WasteRGW n/c
Plastic BottlesRPB n/c
CardboardRCB n/c
Newspapers.....RNP n/c
Paper.....RPA n/c
Magazines.....RMZ n/c
Mixed GlassRMG n/c

*Available in Alloy or Ebony Powder Coat only

Pull Style


A pull style must be specified when ordering any cabinet with doors.



1A



2A





Questions?

800 876 2120

Please specify appropriate areas pertaining to model # >

Blue highlights on illustrations represent indicated areas:



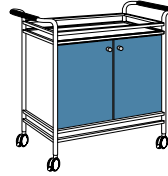
Frame Color



Shelf Color






Cabinet & Shelf Color




Door & Back
Panel Color/Finish



Pull Style

	Description	Model #	Product Wt	Price	
	16 x 30 Open Serving Cart	ENSC 1630	42	925	
	16 x 30 Laminate Serving Cart <i>Doors on one side</i>	ENSC 1630L D1	95	2415	
	16 x 30 Veneer Serving Cart <i>Doors on one side</i>	ENSC 1630V D1	95	2693	



Pull Style
1B

Sample Base Model
Open Serving Cart
16 x 20 **ENSC 1630** \$925

Specify
Frame Color
Shelf Color

Note: Transparent powder coats available on frames only.

To Order, Specify...

- 1 Model Number
- 2 Frame, Cabinet and Shelf Color/Finish
- 3 Laminate or Veneer Code
- 4 Pull Style (models with doors only)
- 5 Additional Options






Accessories	Code	Price
Acrylic Tray for 16" Wide Cart	AAT16	\$ 212
Acrylic Tray for 20" Wide Cart	AAT20	\$ 223


Base Options		
Alternate Black Soft Wheel Caster	CAS44	n/c
(standard in two-tone soft wheel)		

Finish Options		
Powder Coat, Standard		n/c
Powder Coat, Premium		\$ 165
Platinum		\$ 488

Door Options		
Locking Outer DoorsDLK	\$ 100

Laminate Options		
Special LaminateTSP	call

	Description	Model #	Product Wt	Price	
	20 x 30 Open Utility Cart	ENUC 2030	47	984	
	20 x 30 Laminate Utility Cart Doors on one side	ENUC 2030L DI	107	2541	
	20 x 30 Veneer Utility Cart Doors on one side	ENUC 2030V DI	107	2827	



Pull Style
IB

Sample Model with doors
Laminate Utility Cart
20 x 30 **ENUC 2030L DI** \$2541

Specify
Frame Color
Cabinet & Shelf Color
Door Color
Pull Style

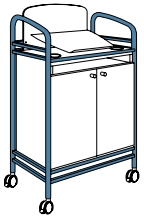
Note: Transparent powder coats available on frames only.

Questions?

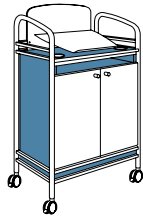
800 876 2120

Please specify appropriate areas pertaining to model # >

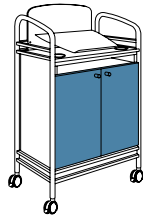
Blue highlights on illustrations represent indicated areas:



Frame Color



Cabinet & Shelf Color



Door & Back Panel Color/Finish



3form Selection (Shield)



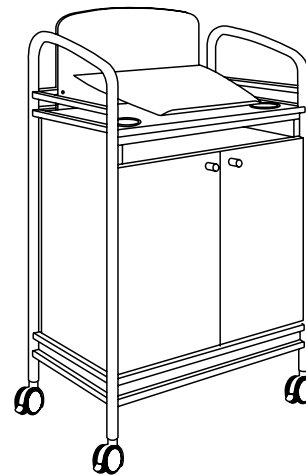
Pull Style



Description	Model #	Product Wt	Price
16 x 25 Lectern Laminate Doors & Back Panel	ENLE1625L	107	2732



16 x 25 Lectern Veneer Doors & Back Panel	ENLE1625V	107	3183
--	------------------	-----	------



Pull Style
1B

Sample Base Model
Lectern
16 x 25 **ENLE1625L** \$2732

Specify
Frame Color
Cabinet and Shelf Color
Door and Back Panel Color
3Form Selection
Pull Style

Note: Transparent powder coats available on frames only.

To Order, Specify...

- 1 Model Number
- 2 Frame Color, Cabinet and Shelf Color
- 3 Cabinet and Shelf Color/Finish
- 4 Laminate or Veneer Code
- 5 3form Selection
- 6 Pull Style (models with doors only)
- 7 Additional Options

Lectern

Base Options

Alternate Black Soft Wheel Caster..... CAS44 n/c
(standard in two-tone soft wheel)

Finish Options

Powder Coat, Standard n/c
Powder Coat, Premium..... \$ 165
Platinum..... \$ 488

Door Options

Locking Outer Doors.....DLK \$ 100

Laminate Options

Special Laminate.....TSP call


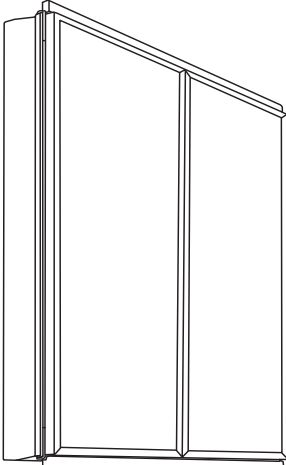
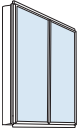

Wall Board

Finish Options

Powder Coat, Standard n/c
Powder Coat, Premium..... \$ 165
Platinum..... \$ 488

Laminate Options

Special Laminate.....TSP call

	Description	Model #	Product Wt	Price	
	48 x 39 Wall Board Laminate Doors	ENWB4839L		2638	 <p>Pull Style IB</p> <p>Sample Model with doors Wall Board 48 x 39 ENWB 4839V \$3586</p> <p>Specify Frame Color Wood Finish Pull Style</p>
	48 x 39 Wall Board 3form Doors	ENWB4839F		4133	
	48 x 39 Wall Board Veneer Doors	ENWB4839V		3586	
<p>Note: Transparent powder coats available on frames only.</p>					



Teaching Stations

Equip Teaching Stations are available in a width of 23" and lengths of 52", 62" and 71" and can be ordered with casters or glides. The locking casters are 75mm two-tone soft wheel. All cabinets have two adjustable shelves, locking front doors and locking rear access doors. Cabinets can be ordered in laminate or veneer with many different edge options. Laminate cabinets are available with two different door options: all laminate doors or doors with a $\frac{5}{16}$ " Aluminum frame. Door construction allows for the insertion of 3form® panels. Several accessories can be ordered, refer to pricing pages for availability and pricing.

AV Cabinet

The 23" x 32" AV Cabinet can be ordered with glides or casters. The locking casters are 75mm two-tone soft wheel. Cabinets can be ordered in laminate or veneer. Laminate cabinets can be specified with a flat or fluted PVC edge or a flat or fluted wood edge. Veneer cabinets are available with either a flat or fluted wood edge. Door construction allows for the insertion of 3form® panels.

Pulls

Cabinets are available with two different pull options. See pricing pages for styles and codes.

AV Cart

The 23" x 32" AV Cart is standard with locking 75mm two-tone soft wheel casters. Units can be ordered with either a laminate or veneer top shelf and back panel. Units feature two pullout side surfaces and metal bottom shelf.

Laminate and Veneer, Standard Core Construction

The standard top construction consists of 45-50 lb particleboard, surfaced with a high pressure laminate or plain sliced veneer face. A backer sheet is laminated to the underside of the top. Tops are shipped pre-drilled for field installation of bases and accessories.



PVC Flat or Fluted Edge

Edge of 2mm PVC hot melt banded to the top with 1/8" radius at the top and bottom. Available with 1 1/2" radius corners or square corners.



Offered in twenty-one (21) standard colors.



Wood Flat or Fluted Edge

Wood banding hot melt banded to the top with 1/8" radius at the top and bottom. Available with 1 1/2" radius corners or square corners.



Offered in Ash, Cherry, Maple or Walnut materials.



Reverse Bevel Acrylic

Edge of 2mm acrylic edge banding hot melt banded to MDF core. A reverse bevel is then cut into the edge exposing the MDF on the reverse bevel. The MDF is then clear coated.



Wood Square or Fluted Edge

Edge of 1 1/4" wide solid wood with softened top and bottom edges, and square, softened mitered corners.



Offered in Ash, Cherry, Maple or Walnut materials.



Wood Bullnose Edge

Edge of 1 1/4" wide solid wood with a full bullnose edge, and 1" radius mitered corners.



Offered in Ash, Cherry, Maple or Walnut materials.



Wood Reverse Bevel Edge

Edge of 2" wide solid wood designed with a reverse sloped edge on one side and a flat wood edge on the remaining three sides for all Entourage cabinets. When specified on Elements Conference the reverse bevel detail will be on all four sides with mitered corners. Available on 1 1/4" edge thicknesses.



Offered in Cherry, Maple or Walnut materials.



Wood Ergo Edge

Edge of 1 3/4" wide (on 7/8" thick tops) or 2 1/2" wide (on 1 1/4" thick tops) solid wood designed with a sloped edge for added comfort with softened, mitered corners.



Offered in Cherry, Maple or Walnut materials.



Urethane Ergo Edge (User Side)

Edge of 1 3/4" wide molded urethane designed with a sloped ergonomic edge on one side and a 1/4" wide square urethane edge on the remaining three sides. Corners are square. Available on 7/8" edge thicknesses.

Offered in ten (10) standard colors.

Shipping Schedule

Standard Items

Laminate, PVC Edge	3-5 WEEKS
Laminate, Wood Edge	3-5 WEEKS
Veneer, Wood Edge	6-8 WEEKS

Contact Versteel Customer Service for special lead time requests.

BIFMA

All Versteel products are constructed to pass the relevant ANSI/BIFMA standards. For more detailed specifications by series and base style, contact Versteel Customer Service at 800.876.2120.

Additional information regarding warranty, terms and conditions, shipping, care and maintenance, etc. can be found in the All Tables price list.

To Order, Specify...

- 1 Model Number, top and edge and door profile (laminite cabinets only)
- 2 Frame/Shelf Color
- 3 Laminate or Veneer Code
- 4 Edge Color
- 5 Pull Style (models with doors only)
- 6 Base Options
- 7 Door Options
- 8 Additional Options



An **EQCT 2332L** is an Equip series 23" x 32" laminite AV Cart.

The codes **TW 4170-60 / PSTO / PPEA** specify a Wilsonart 4170-60 Beige Pampas laminite, Stone frame and Pearl metal shelf.

Model Number **EQCT 2332 L**



Orders may be sent via

Mailing Address
Versteel
2332 Cathy Lane
Jasper IN 47546

Contact Versteel

Email contact@versteel.com
Phone 800 876 2120
812 634 2120
Fax 812 482 9318

Laminate

Versteel's standard offering of laminates includes over 900 laminates from Formica, Nevamar, Pionite and Wilsonart.

Laminate manufacturers change standard offerings frequently, making it possible a standard product can become unavailable. Versteel cannot be responsible for any inconvenience this may cause.

Veneer

Equip is available with plain sliced Ash, Cherry, Maple and Walnut veneers.

Veneer Species

Ash	AP01	Maple.	MP01
Cherry	CP01	Walnut	WP01

Veneer Finish

Ash

Beach.	VBEA	Fog	VFOG
Chestnut.	VCHE	Pebble	VPEB
Drift	VDRI	Whisper	VWHI
Fawn	VFAW		

Cherry

Blossom Cherry	VBLC	Java Cherry.	VJAC
Cordovan Cherry	VCNC	Millwork Cherry.	VMWC
Golden Cherry	VGNC		

Maple

Caramel Maple	VCMM	Sugar Maple	VSUM
Solar Maple.	VSLM		

Walnut

Brighton Walnut	VBRW	Natural Walnut.	VNAW
Espresso Walnut.	VESW		

PVC Edge Colors

Absolute Acajou	CABA	Nimbus.	CNIM
Alloy.	CALY	Pearl	CPEA
Carbon.	CCAR	Platinum.	CPLA
Champagne	CCHA	Pralines & Cream	CPRC
Coconut	CCOC	Shadow	CSHA
Ebony.	CEBO	Snow	CSNO
Florence Walnut	CFLW	Stone	CSTO
Fossil	CFOS	Storm	CSTM
Graphite	CGRA	Whisper	CWHI
Grey.	CGRE	White Linen	CWHL
Kensington Maple.	CKEM		

Wood Edge Species

AshA01	Maple.	M01
CherryC01	Walnut	W01

Wood Edge Finishes

Ash

Beach.	WBEA	Fog	WFOG
Chestnut.	WCHE	Pebble	WPEB
Drift	WDRI	Whisper	WWHI
Fawn	WFAW		

Cherry

Blossom Cherry	WBLC	Java Cherry.	WJAC
Cordovan Cherry	WCNC	Millwork Cherry.	WMWC
Golden Cherry	WGNC		

Maple

Caramel Maple	WCMM	Sugar Maple	WSUM
Solar Maple.	WSLM		

Walnut

Brighton Walnut	WBRW	Natural Walnut.	WNAW
Espresso Walnut.	WESW		

Urethane Edge Colors

Alloy.	UALY	Pearl	JUPEA
Ebony.	UEBO	Stone	USTO
Fossil	UFOS	Storm	USTM
Graphite	UGRA	Whisper	UWHI
Nimbus.	UNIM	White Linen	UWHL

3form® Material

Standard 3form patterns are Aero (a random directional material with a frost finish) and Solo (a grainless frost finish). The material is 3/16" thick and incorporates raw materials made of renewable material from natural landscapes all over the globe. The manufacturing process produces no VOC's or other harmful gases. 3form material is GREENGUARD Certified. See below for ordering code.

Aero MAER
 Solo MSOL

Powder Coat Finishes

All powder coat finishes in the Versteel offering have been formulated with the use of epoxy, polyester or epoxy and polyester blends to maximize the finish durability.

Powder Coat Finish Options

Powder Coat – Standard n/c
 Powder Coat – Premium (Hope) \$165
 Powder Coat – Premium (Platinum) \$488

Powder Coat Colors

AlloyPALY	NavyPNAV
AmethystPAME	NimbusPNIM
AnthracitePANT	NutmegPNUT
Black AnodizedPBLA	◆ Pacific*PPAC
BronzePBRO	PearlPPEA
CalypsoPCAL	PebblePPEB
CarbonPCAR	Ⓟ PlatinumPPLA
ChampagnePCHA	PoppyPPOP
CoconutPCOC	◆ Raven*PRAV
◆ Copper*PCOP	RoyalPROY
CrimsonPCRI	◆ Satin*PSAT
◆ Crystal*PCRY	SeasidePSEA
DaffodilPDAF	ShipyardPSHI
EbonyPEBO	SilverPSIL
ForestPFOR	SnowPSNO
FossilPFOS	StonePSTO
◆ Garnet*PGAR	StormPSTM
◆ Gold*PGOL	Terra CottaPTEC
GraphitePGRA	WhisperPWHI
Ⓟ Hope*PHOP	White LinenPWHL
Kelly GreenPKEG	Powder Coat Alternative .	.OPA
◆ Matte*PMAT		
MicaPMIC		
MintPMNT		

Transparent Powder Coats* (indicated by ◆)

Please note that the transparent characteristics of these powders allow all natural welds and textures inherent to raw steel to be visible. Transparent powder coat available on AV Cart frame only. Not available on Teaching Station or AV Cabinet.

Premium Powder Coats (indicated by Ⓟ)

Versteel's premium process uses specially formulated powder coats for a truly unique color palette.

Finish Reference & Samples

For finish color reference, please refer to our website. Contact Versteel Customer Service to receive actual color samples for color matches and final color approval.

Special Laminate

Call for quotation

Specify code **TSP** (*Special Laminate*), indicate the quoted charges per table

Special laminates and patterns can be specified as an option. To specify, contact Versteel Customer Service for availability and pricing.

NOTE LAMINATES IN STANDARD COLORS AND TEXTURES FROM FORMICA, NEVAMAR, PIONITE AND WILSONART ARE STANDARD

CAUTION LAMINATE MANUFACTURERS CHANGE STANDARD OFFERINGS FREQUENTLY, MAKING IT POSSIBLE A STANDARD PRODUCT CAN BECOME UNAVAILABLE. VERSTEEL CANNOT BE RESPONSIBLE FOR ANY INCONVENIENCE THIS MAY CAUSE.

Custom PVC Color Match

Call for quotation / one time charge per color, per order

Specify code **OCF** (*Custom PVC Color Match*), add cost from Versteel quotation

PVC Color Match can be the selection of a color that is available from a Versteel supplier or a new custom color developed for the order. Minimum footage requirements mean that the amount of material needed for your order will effect the cost.

For PVC Color Matching you must supply a color reference sample. Versteel will review the sample for possible existing colors available and send a sample for customer approval. If no color match exists, a custom match will be developed and sampled for customer approval before a production schedule is established.

Powder Coat Alternative

Call for quotation

Specify code **OPA** (*Powder Coat Alternative*), add cost from Versteel quotation

Powder Coat Alternative is available from Versteel. The entire RAL color reference along with hundreds of other color and finishes are available.

For Powder Coat Alternative matching, you must supply a color reference sample, or an RAL number. Versteel will review the sample for possible existing colors available and send a sample for customer approval. If no color match exists a custom match can be developed. Call Versteel Customer Service for associated upcharges on custom color development.

Stain Finish Match

\$996 / one time charge per finish, per order

Specify code **OSM** (*Stain Finish Match*), add \$996.00 list per finish, per order

Alternative Stain Finishes are available for veneer and wood edged tops.

For Stain Finish Matching you must supply two 4" x 4" finish color and grain reference samples. An expertly finish matched sample will be provided for customer approval.

Veneer and Wood Edge Alternatives

Call for quotation

For veneer and wood edge requirements other than the standard plain sliced Ash, Cherry, Maple and Walnut, contact Versteel Customer Service. Versteel is adept at working with a host of domestic and exotic materials. From inlays, figures, pie cuts and special edge profiles, to custom fill levels and sheens, each top is created using the best of technology and old world craftsmanship. The items you only imagined or expected to only be available from a millwork shop are now just another part of your Versteel order. Call Versteel Customer Service for availability and quotation.

Wood Finish Alternatives

Call for quotation

When veneer tables are required to have a finish other than the standard natural grain fill level finish appearance, semi-filled or full-filled finishes are available by requesting a quote from Versteel. Call Versteel Customer Service for availability and quotation.

NOTE CUSTOMS OR ALTERNATIVES MAY AFFECT STANDARD PRODUCTION SCHEDULES

Alternate Black Casters**No Charge**

Specify code **CAS** (Alternate Black Caster), no additional charge

Available on all Equip units that have casters where the standard soft wheel two-tone silver/black caster is replaced with an all black caster. This 3" diameter caster is standard locking and does not change the overall height of the unit.

**Top Custom Cutout****\$120 / cutout**

Specify code **TCC** (Top Custom Cutout), add \$120.00 list per cutout

Top Custom Cutout requires a drawing for production and is subject to approvals.



Questions?

800 876 2120

top > edge >	Laminate PVC	Laminate Wood	Laminate 2mm Acrylic	Laminate 1 1/4" Wood	Laminate 1 1/4" Wood	Laminate Wood
	Flat	Flat	Reverse Bevel	Square	Bullnose	Reverse Bevel
edge ordering code > top thickness >	LP2S 1 1/4"	LW2S 1 1/4"	LMRA2S 1 1/4"	LWS2 1 1/4"	LWB2 1 1/4"	LWR2 1 1/4"
	Fluted	Fluted		Fluted		
edge ordering code > top thickness >	LPF2S 1 1/4"	LWF2S 1 1/4"		LWF2 1 1/4"		
top thickness price >	1 1/4"			1 1/4"		

		Description	Model #	Product Wt		
	All Access Doors					
		23 x 52 Casters	EQTSI 2352C 01	328	5296	5886
		23 x 52 Glides	EQTSI 2352G 01	328	5296	5886
	3form All Access Doors					
		23 x 52 Casters	EQTSI 2352C 02	328	5774	6411
		23 x 52 Glides	EQTSI 2352G 02	328	5774	6411
	Standard Doors					
		23 x 52 Casters	EQTSI 2352C 05	328	5296	5886
		23 x 52 Glides	EQTSI 2352G 05	328	5296	5886
	3form Standard Doors					
		23 x 52 Casters	EQTSI 2352C 06	328	5774	6411
		23 x 52 Glides	EQTSI 2352G 06	328	5774	6411

Note: Model numbers starting with EQTSI refer to models with a CPU cabinet on the left and on the right.

To Order, Specify...

- 1 Model Number
- 2 Material
- 3 Edge Style, Thickness & Color
- 4 Door Profile (laminated cabinets only)
- 5 3form Selection
- 6 Frame & Shelf Color
- 7 Pull Style
- 8 Additional Options



Laminate Wood	Laminate Urethane/PVC	Veneer Wood	Veneer 1 1/4" Wood	Veneer 1 1/4" Wood	Veneer Wood	Veneer Wood
Ergo (all sides) LWE2 1 1/4"	Ergo (user side only) LUPE2R 1 1/4" LUPE2S 1 1/4"	Flat VW2S 1 1/4"	Square VWS2 1 1/4"	Bullnose VWB2 1 1/4"	Reverse Bevel VWR2 1 1/4"	Ergo (user side only) VWE2 1 1/4"
		Fluted VWF2S 1 1/4"	Fluted VWF2 1 1/4"			
1 1/4"	1 1/4"	1 1/4"				1 1/4"
6563 6563	6658 6658	8306 8306				8879 8879
7090 7090	7184 7184	8319 8319				8894 8894
6563 6563	6658 6658	8306 8306				8879 8879
7090 7090	7184 7184	8319 8319				8894 8894

Finish Options

- Powder Coat, Standard n/c
- Powder Coat, Premium..... \$ 165
- Platinum..... \$ 488

NOTE Transparent powder coats not available on Teaching Stations

Top Options

- Special Laminate.....TSP call
- Custom Cutout (per cutout)TCC \$ 120

Power & Data Options

Please reference the Power + Data Price List

Accessories

- Rack Mount System (only available in Teaching Station with standard cabinet)RMS \$ 420
- Monitor Mount (not available with adjustable height)MMT \$ 606
- Adjustable Height, Motorized..... TAM \$ 3718

Pull Style

A pull style must be specified when ordering a Teaching Station.



1A



2A



Questions?

800 876 2120

top >
edge >

Laminate PVC	Laminate Wood	Laminate 2mm Acrylic	Laminate 1 1/4" Wood	Laminate 1 1/4" Wood	Laminate Wood
Flat	Flat	Reverse Bevel	Square	Bullnose	Reverse Bevel
LP2S 1 1/4"	LW2S 1 1/4"	LMRA2S 1 1/4"	LWS2 1 1/4"	LWB2 1 1/4"	LWR2 1 1/4"
Fluted	Fluted		Fluted		
LPF2S 1 1/4"	LWF2S 1 1/4"		LWF2 1 1/4"		
edge ordering code > top thickness >			edge ordering code > top thickness >		
top thickness price >			top thickness price >		
1 1/4"			1 1/4"		

	Description	Model #	Product Wt		
	All Access Doors				
	CPU Cabinet - Left				
	23 x 62 Casters	EQTS2 2362C 01	360	5556	6170
	23 x 62 Glides	EQTS2 2362G 01	360	5556	6170
	All Access Doors				
	CPU Cabinet - Right				
	23 x 62 Casters	EQTS3 2362C 01	360	5556	6170
	23 x 62 Glides	EQTS3 2362G 01	360	5556	6170
	3form All Access Doors				
	CPU Cabinet - Left				
	23 x 62 Casters	EQTS2 2362C 02	360	6027	6696
	23 x 62 Glides	EQTS2 2362G 02	360	6027	6696
	3form All Access Doors				
	CPU Cabinet - Right				
	23 x 62 Casters	EQTS3 2362C 02	360	6027	6696
	23 x 62 Glides	EQTS3 2362G 02	360	6027	6696

Note: Model numbers starting with EQTS2 refer to models with a CPU cabinet on the left and a standard cabinet on the right. Model numbers starting with EQTS3 refer to models with a CPU cabinet on the right and a standard cabinet on the left.

To Order, Specify...

- 1 Model Number
- 2 Material
- 3 Edge Style, Thickness & Color
- 4 Door Profile (laminated cabinets only)
- 5 3form Selection
- 6 Frame & Shelf Color
- 7 Pull Style
- 8 Additional Options



Laminate Wood	Laminate Urethane/PVC	Veneer Wood	Veneer 1 1/4" Wood	Veneer 1 1/4" Wood	Veneer Wood	Veneer Wood
Ergo (all sides) LWE2 1 1/4"	Ergo (user side only) LUPE2R 1 1/4" LUPE2S 1 1/4"	Flat VW2S 1 1/4"	Square VWS2 1 1/4"	Bullnose VWB2 1 1/4"	Reverse Bevel VWR2 1 1/4"	Ergo (user side only) VWE2 1 1/4"
		Fluted VWF2S 1 1/4"	Fluted VWF2 1 1/4"			
1 1/4"	1 1/4"	1 1/4"				1 1/4"
6945 6945	7063 7063	9064 9064				9687 9687
6945 6945	7063 7063	9064 9064				9687 9687
7471 7471	7589 7589	9136 9136				9761 9761
7471 7471	7589 7589	9136 9136				9761 9761

Finish Options

- Powder Coat, Standard n/c
- Powder Coat, Premium..... \$ 165
- Platinum..... \$ 488

NOTE Transparent powder coats not available on Teaching Stations

Top Options

- Special Laminate.....TSP call
- Custom Cutout (per cutout)TCC \$ 120

Power & Data Options

Please reference the Power + Data Price List

Accessories

- Rack Mount System (only available in Teaching Station with standard cabinet)RMS \$ 420
- Monitor Mount (not available with adjustable height)MMT \$ 606
- Adjustable Height, Motorized..... TAM \$ 3718

Pull Style

A pull style must be specified when ordering a Teaching Station.





Questions?

800 876 2120

top > edge >	Laminate PVC	Laminate Wood	Laminate 2mm Acrylic	Laminate 1 1/4" Wood	Laminate 1 1/4" Wood	Laminate Wood
	Flat	Flat	Reverse Bevel	Square	Bullnose	Reverse Bevel
edge ordering code > top thickness >	LP2S 1 1/4"	LW2S 1 1/4"	LMRA2S 1 1/4"	LWS2 1 1/4"	LWB2 1 1/4"	LWR2 1 1/4"
	Fluted	Fluted		Fluted		
edge ordering code > top thickness >	LPF2S 1 1/4"	LWF2S 1 1/4"		LWF2 1 1/4"		
top thickness price >	1 1/4"		1 1/4"			

	Description	Model #	Product Wt		
	Standard Doors CPU Cabinet - Left				
	23 x 62 Casters	EQTS2 2362C 05	360	5556	6170
	23 x 62 Glides	EQTS2 2362G 05	360	5556	6170
	Standard Doors CPU Cabinet - Right				
	23 x 62 Casters	EQTS3 2362C 05	360	5556	6170
	23 x 62 Glides	EQTS3 2362G 05	360	5556	6170
	3form Standard Doors CPU Cabinet - Left				
	23 x 62 Casters	EQTS2 2362C 06	360	6027	6696
	23 x 62 Glides	EQTS2 2362G 06	360	6027	6696
	3form Standard Doors CPU Cabinet - Right				
	23 x 62 Casters	EQTS3 2362C 06	360	6027	6696
	23 x 62 Glides	EQTS3 2362G 06	360	6027	6696

Note: Model numbers starting with EQTS2 refer to models with a CPU cabinet on the left and a standard cabinet on the right. Model numbers starting with EQTS3 refer to models with a CPU cabinet on the right and a standard cabinet on the left.

To Order, Specify...

- 1 Model Number
- 2 Material
- 3 Edge Style, Thickness & Color
- 4 Door Profile (laminated cabinets only)
- 5 3form Selection
- 6 Frame & Shelf Color
- 7 Pull Style
- 8 Additional Options



Laminate Wood	Laminate Urethane/PVC	Veneer Wood	Veneer 1 1/4" Wood	Veneer 1 1/4" Wood	Veneer Wood	Veneer Wood
Ergo (all sides) LWE2 1 1/4"	Ergo (user side only) LUPE2R 1 1/4" LUPE2S 1 1/4"	Flat VW2S 1 1/4"	Square VWS2 1 1/4"	Bullnose VWB2 1 1/4"	Reverse Bevel VWR2 1 1/4"	Ergo (user side only) VWE2 1 1/4"
		Fluted VWF2S 1 1/4"	Fluted VWF2 1 1/4"			
1 1/4"	1 1/4"	1 1/4"				1 1/4"
6945 6945	7063 7063	9064 9064				9687 9687
6945 6945	7063 7063	9064 9064				9687 9687
7471 7471	7589 7589	9136 9136				9761 9761
7471 7471	7589 7589	9136 9136				9761 9761

Finish Options

- Powder Coat, Standard n/c
- Powder Coat, Premium..... \$ 165
- Platinum..... \$ 488

NOTE Transparent powder coats not available on Teaching Stations

Top Options

- Special Laminate.....TSP call
- Custom Cutout (per cutout)TCC \$ 120

Power & Data Options

Please reference the Power + Data Price List

Accessories

- Rack Mount System (only available in Teaching Station with standard cabinet)RMS \$ 420
- Monitor Mount (not available with adjustable height)MMT \$ 606
- Adjustable Height, Motorized..... TAM \$ 3718

Pull Style

A pull style must be specified when ordering a Teaching Station.





Questions?

800 876 2120

top > edge >	Laminate PVC	Laminate Wood	Laminate 2mm Acrylic	Laminate 1 1/4" Wood	Laminate 1 1/4" Wood	Laminate Wood
	Flat	Flat	Reverse Bevel	Square	Bullnose	Reverse Bevel
edge ordering code > top thickness >	LP2S 1 1/4"	LW2S 1 1/4"	LMRA2S 1 1/4"	LWS2 1 1/4"	LWB2 1 1/4"	LWR2 1 1/4"
	Fluted	Fluted		Fluted		
edge ordering code > top thickness > top thickness price >	LPF2S 1 1/4"	LWF2S 1 1/4"		LWF2 1 1/4"		
	1 1/4"			1 1/4"		

	Description	Model #	Product Wt			
	All Access Doors					
	23 x 71 Casters	EQTS4 2371C 01	390	6256		6950
	23 x 71 Glides	EQTS4 2371G 01	390	6256		6950
	3form All Access Doors					
	23 x 71 Casters	EQTS4 2371C 02	390	7057		7839
	23 x 71 Glides	EQTS4 2371G 02	390	7057		7839
	Standard Doors					
	23 x 71 Casters	EQTS4 2371C 05	390	6256		6950
	23 x 71 Glides	EQTS4 2371G 05	390	6256		6950
	3form Standard Doors					
	23 x 71 Casters	EQTS4 2371C 06	390	7057		7839
	23 x 71 Glides	EQTS4 2371G 06	390	7057		7839

Note: Model numbers starting with EQTS4 refer to models with a standard cabinet on the left and on the right.

To Order, Specify...

- 1 Model Number
- 2 Material
- 3 Edge Style, Thickness & Color
- 4 Door Profile (laminated cabinets only)
- 5 3form Selection
- 6 Frame & Shelf Color
- 7 Pull Style
- 8 Additional Options



Laminate Wood	Laminate Urethane/PVC	Veneer Wood	Veneer 1 1/4" Wood	Veneer 1 1/4" Wood	Veneer Wood	Veneer Wood
Ergo (all sides) LWE2 1 1/4"	Ergo (user side only) LUPE2R 1 1/4" LUPE2S 1 1/4"	Flat VW2S 1 1/4"	Square VWS2 1 1/4"	Bullnose VWB2 1 1/4"	Reverse Bevel VWR2 1 1/4"	Ergo (user side only) VWE2 1 1/4"
		Fluted VWF2S 1 1/4"	Fluted VWF2 1 1/4"			
1 1/4"	1 1/4"	1 1/4"				1 1/4"
7839 7839	7965 7965	10280 10280				10974 10974
8726 8726	8853 8853	10465 10465				11158 11158
7839 7839	7965 7965	10280 10280				10974 10974
8726 8726	8853 8853	10465 10465				11158 11158

Finish Options

- Powder Coat, Standard n/c
- Powder Coat, Premium..... \$ 165
- Platinum..... \$ 488

NOTE Transparent powder coats not available on Teaching Stations

Top Options

- Special Laminate.....TSP call
- Custom Cutout (per cutout)TCC \$ 120

Power & Data Options

Please reference the Power + Data Price List

Accessories

- Rack Mount System (only available in Teaching Station with standard cabinet)RMS \$ 420
- Monitor Mount (not available with adjustable height)MMT \$ 606
- Adjustable Height, Motorized..... TAM \$ 3718

Pull Style

A pull style must be specified when ordering a Teaching Station.



1A



2A



Questions?

800 876 2120

top >
edge >

Laminate PVC	Laminate Wood	Veneer Wood
Flat	Flat	Flat
LP2S 1 1/4"	LW2S 1 1/4"	VW2S 1 1/4"
Fluted	Fluted	Fluted
LPF2S 1 1/4"	LWF2S 1 1/4"	VWF2S 1 1/4"
1 1/4"	1 1/4"	1 1/4"

edge ordering code >
top thickness >

edge ordering code >
top thickness >
top thickness price >

	Description	Model #	Product Wt			
	All Access Doors					
	23 x 32 Casters	EQCB 2332C 09	165	4688	5155	7862
	23 x 32 Glides	EQCB 2332G 09	165	4688	5155	7862
	3form All Access Doors					
	23 x 32 Casters	EQCB 2332C 10	165	5154	5668	8280
	23 x 32 Glides	EQCB 2332G 10	165	5154	5668	8280
	Standard Doors					
	23 x 32 Casters	EQCB 2332C 20	165	4688	5155	7862
	23 x 32 Glides	EQCB 2332G 20	165	4688	5155	7862
	3form Standard Doors					
	23 x 32 Casters	EQCB 2332C 21	165	5154	5668	8280
	23 x 32 Glides	EQCB 2332G 21	165	5154	5668	8280

Pull Style

A pull style must be specified when ordering any cabinet with doors.



1A



2A

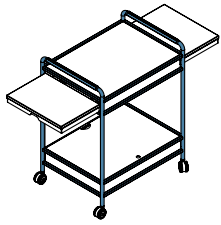
To Order, Specify...

- 1 Model Number, Top & Edge Style and Door Profile (laminated cabinets only)
- 2 Frame/Shelf Color
- 3 Laminate or Veneer Code
- 4 Edge Style and Thickness
- 5 Edge Color
- 6 Pull Style (models with doors only)
- 7 Base Options
- 8 Door Options

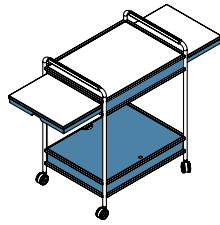


Please specify appropriate areas pertaining to model # >

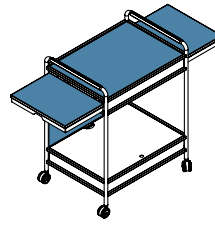
Blue highlights on illustrations represent indicated areas:





Frame Color

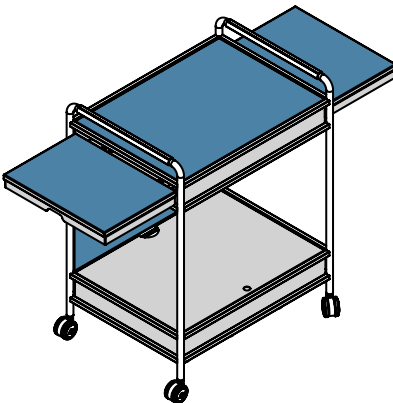


Metal Shelf Color



Top, Shelf and Back Panel
Laminate or Veneer Color

	Description	Model #	Product Wt	Price
	Laminate AV Cart 23 x 32	EQCT 2332L	135	4324
	Veneer AV Cart 23 x 32	EQCT 2332V	135	5304



Sample Model
Laminate Utility Cart
23 x 32 **EQCT 2332L** \$4324

Specify
Frame Color
Metal Shelf Color
Top, Shelf and Back Panel Laminate or Veneer Color

Finish Options	Price
Powder Coat - Standard	n/c
Powder Coat - Premium	\$ 165
Platinum	\$ 488
Transparent Powder Coats available on frame only	

Mobile AV Cabinet		
Top Options	Code	Price
Special Laminate	TSP	call
Custom Cutout (per cutout)	TCC	\$ 120

AV Cart		
Top Options	Code	Price
Special Laminate	TSP	call
Custom Cutout (per cutout)	TCC	\$ 120

Accessories		
	Code	Price
Monitor Mount	MMT	\$ 733
Adjustable Height-Motorized Side Shelf	SAM	\$2663
Handle (Mounted on Left)	HAN	\$ 113


Features

GeoMetrix is available in square, rectangle, rhombus and triangle shapes in five different heights. The durability and easy cleanability of Corian® make GeoMetrix the perfect occasional table for any location. Electrical options are available in the top or on the side of the unit. Nylon hexagon glides with 1" adjustment.

Corian® Construction

The standard construction is comprised of .75" particleboard bonded to the inside of .5" thick sheets of non-porous Corian® surface material.

Shipping Schedule
Standard Items

Corian® 3 WEEKS

Contact Versteel Customer Service for special lead time requests.

BIFMA

All Versteel products are constructed to pass the relevant ANSI/BIFMA standards. For more detailed specifications by series and base style, contact Versteel Customer Service at 800.876.2120.

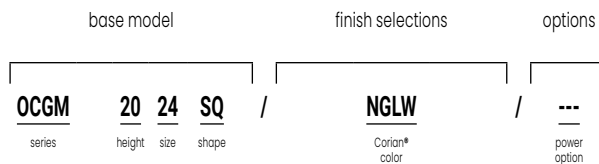
Additional information regarding warranty, terms and conditions, shipping, care and maintenance, etc. can be found in the All Tables price list

Care of Corian® Surfaces

Clean regularly with a cloth or sponge wrung out in warm soapy water. You can also use ammonia-based cleaners or commercial cleaners recommended for use on Corian® surfaces. Wipe up any water spills immediately so as not to leave a film that makes the finish look blotchy.

To Order, Specify...

- 1 Model Number
- 2 Corian® Color
- 3 Additional Options




An **OCGM20 24SQ** is a GeoMetrix Occasional series 24" square table, 20" tall.

The code **NGLW** specifies a Glacier White Corian®.

Model Number **OCGM20 24SQ**

Corian® color **NGLW**


Orders may be sent via
Mailing Address

Versteel
 2332 Cathy Lane
 Jasper IN 47546

Contact Versteel

Email contact@versteel.com
Phone 800 876 2120
 812 634 2120
Fax 812 482 9318

Corian®

Corian® is an advanced composite product used as an architectural and design material in a variety of residential and commercial applications.

Corian® Colors

Antarctica	NART	LinenNLIN
Bisque	NBIS	MatterhornNMTH
Designer White.	NDEW	Pearl GrayNPLG
Elegant Gray	NELG	Silver GrayNSLG
Glacier White.NGLW	VanillaNVAN

Alternative Corian® colors may be specified. Contact Customer Service for quote.

V Charge Wireless Charging

Wireless charging pads for phones and tablets with built-in Qi wireless charging. Pads are surface mounted.



Option Code

VWC1

\$ 307 list

SPECIFICATIONS

- 10 Watt fast charge wireless charging unit
- Soft touch cover plate with V Charge logo
- Surface mounted
- 6' power supply included

Unit Color

BLK	Black
WHT	White

n/c
n/c

Option Code

VWC2

\$ 394 list

SPECIFICATIONS

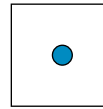
- 15 Watt fast charge wireless charging unit
- Soft touch cover plate with V Charge logo
- Surface mounted
- 5' power supply included

Unit Color

BLK	Black
WHT	White

n/c
n/c

Square



GMX

Top
Horizontal Center

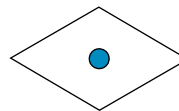
Rectangle



GMX

Top
Horizontal Center

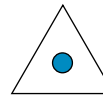
Rhombus



GMX

Top
Horizontal Center

Triangle




GMX

Top
Horizontal Center

V Charge Wireless Charging

Through the surface wireless charging for phones and tablets with built-in Qi wireless charging.



Option Code

VWCE1

\$ 404 list

SPECIFICATIONS

- 10 Watt fast charge wireless charging unit
- Seamless charging icon
- Mounted beneath the Corian® surface
- 6' power supply included

Option Code

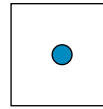
VWCE2

\$ 498 list

SPECIFICATIONS

- 15 Watt fast charge wireless charging unit
- Seamless charging icon
- Mounted beneath the Corian® surface
- 5' power supply included

Square



GMX

Top
Horizontal Center

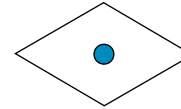
Rectangle



GMX

Top
Horizontal Center

Rhombus



GMX

Top
Horizontal Center

Triangle



GMX

Top
Horizontal Center

Axil Z IP (Individually Powered)

Constructed out of anodized aluminum with a painted, steel faceplate. Axil Z is a robust, scalable and customizable power/data solution.



SPECIFICATIONS

- Mounts flat, sitting just above surface
- Requires cutout in surface
- Simplex matches faceplate/bezel
- Includes a voice/data adapter kit to accept couplers and jacks when required

Model	Description	
AXZ-IP-4-0	Four (4) power and no open ports	\$ 548 list
AXZ-IP-2-2	Two (2) power and two (2) open ports	\$ 426 list
AXZ-IP-3-1	Three (3) power and one (1) open port	\$ 441 list

Unit Color

MWCA	Matte White Faceplate, Clear Al Trim	n/c
MBCA	Matte Black Faceplate, Clear Al Trim	n/c
MSCA	Matte Storm Faceplate, Clear Al Trim	n/c
MFCA	Matte Fog Faceplate, Clear Al Trim	n/c
GWCA	Gloss White Faceplate, Clear Al Trim	n/c
GBCA	Gloss Black Faceplate, Clear Al Trim	n/c
SVCA	Silver Faceplate, Clear Al Trim	n/c
MWBA	Matte White Faceplate, Black Trim	\$ 142 list
MBBA	Matte Black Faceplate, Black Trim	\$ 142 list
MSBA	Matte Storm Faceplate, Black Trim	\$ 142 list
MFBA	Matte Fog Faceplate, Black Trim	\$ 142 list
GWBA	Gloss White Faceplate, Black Trim	\$ 142 list
GBBA	Gloss Black Faceplate, Black Trim	\$ 142 list
SVBA	Silver Faceplate, Black Trim	\$ 142 list

Alternate and custom colors available Contact Versteel Customer Service.

Cord Length

72	72" cord length, black	n/c
120	120" cord length, black	\$ 21 list

USB Charging Options (Total cannot exceed 80 watts)

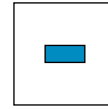
UAC	One (1) USB A + USB C charging module (requires 1 open port)	\$ 152 list
UAC2	Two (2) USB A + USB C charging modules (requires 2 open ports)	\$ 304 list
UC	One (1) high power smart dual USB C charging module (requires 1 one open port)	\$ 324 list

Data Option (Each data jack requires 1 open port)

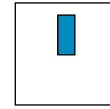
DA	Cat6 RJ45 data jack w/ 10' patch cord	\$ 97 list
MS	3.5mm mini-stereo audio jack	\$ 32 list
US	USB passive jack	\$ 71 list
VG	VGA jack, 15 pin	\$ 137 list

Model Example: AXZ-IP-2-2-MBCA-72-UA2

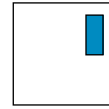
Square



GMX
Top
Horizontal Center



GMY
Side
Vertical Center

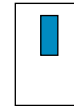


GMZ
Side
Vertical Right

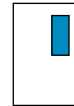
Rectangle



GMX
Top
Horizontal Center

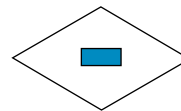


GMY
Side
Vertical Center

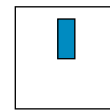


GMZ
Side
Vertical Right

Rhombus

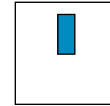


GMX
Top
Horizontal Center



GMY
Side
Vertical Center

Triangle



GMY
Side
Vertical Center

Mini-Tap

Mini-Tap allows for multiple power and data configurations.



SPECIFICATIONS

- Two Ports: 2 Power or 1 Power and 1 USB
- Surface mount
- Spill-proof simplexes

Model	Description	
MTPS-IP2X	Two (2) Power	\$ 318 list
MTPS-IP2UAC	One (1) power and one (1) dual port USB A + C charger	\$ 428 list

Unit Color

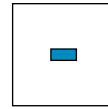
GBB	Gloss Black with Black Simplexes	n/c
GBW	Gloss Black with White Simplexes	n/c
GWW	Gloss White with White Simplexes	n/c
GWB	Gloss White with Black Simplexes	n/c
SB	Silver with Black Simplexes	n/c
SW	Silver with White Simplexes	n/c

Cord Length

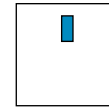
72	72" cord length, black	n/c
120	120" cord length, black	\$ 21 list

Model Example: MTPS-IP2X-GWW-72

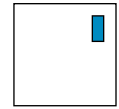
Square



GMX
Top
Horizontal Center



GMY
Side
Vertical Center

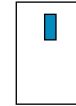


GMZ
Side
Vertical Right

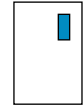
Rectangle



GMX
Top
Horizontal Center

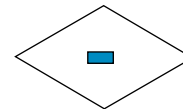


GMY
Side
Vertical Center

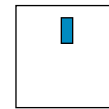


GMZ
Side
Vertical Right

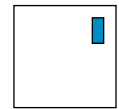
Rhombus



GMX
Top
Horizontal Center

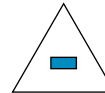


GMY
Side
Vertical Center

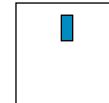


GMZ
Side
Vertical Right

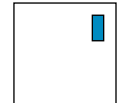
Triangle



GMX
Top
Horizontal Center



GMY
Side
Vertical Center



GMZ
Side
Vertical Right

Salt or Pepper

Individual dual USB charger or power outlet for easy, quick access applications.



SPECIFICATIONS

- Salt or Pepper hole mount is 1 3/4" diameter.
- Smooth seamless design
- Spill-proof power simplex
- 72" power cord, black

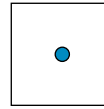
Model	Description	
SLT3	One (1) single port USB C 60 watt charger	\$ 435 list
SLT4	One (1) high power USB A + USB C charger	\$ 262 list
PPR	One (1) power outlet w/72" black cord	\$ 115 list

Unit Color

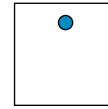
BERP	Berry	n/c
BLKP	Black	n/c
DSKP	Dusk	n/c
FOGP	Fog	n/c
HNYP	Honey	n/c
NVYP	Navy	n/c
PCKP	Peacock	n/c
PPYP	Poppy	n/c
SRMP	Storm	n/c
WHTP	White	n/c

Model Example: SLT4-BLKP

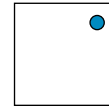
Square



GMX
Top
Horizontal Center



GMY
Side
Vertical Center

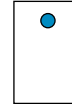


GMZ
Side
Vertical Right

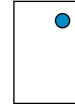
Rectangle



GMX
Top
Horizontal Center

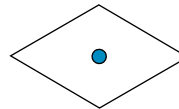


GMY
Side
Vertical Center

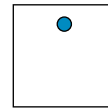


GMZ
Side
Vertical Right

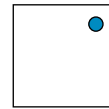
Rhombus



GMX
Top
Horizontal Center



GMY
Side
Vertical Center

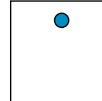


GMZ
Side
Vertical Right

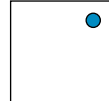
Triangle



GMX
Top
Horizontal Center




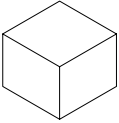
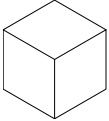
GMY
Side
Vertical Center



GMZ
Side
Vertical Right


Questions?

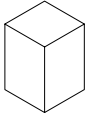
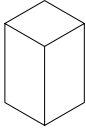
800 876 2120

Base Style	Table Description	Model #	Product Wt	Price
	14" High 14 x 14	OCGM14 14SQ	30	974
	16" High 20 x 20	OCGM16 20SQ	51	2676
	24 x 24	OCGM16 24SQ	65	2676
	18" High 18 x 18	OCGM18 18SQ	49	1897

To Order, Specify...

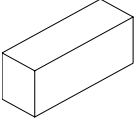
- 1 Model Number
- 2 Corian® Color
- 3 Power Option



Base Style	Table Description	Model #	Product Wt	Price
	20" High			
	14 x 14	OCGM20 14SQ	40	1611
	20 x 20	OCGM20 20SQ	61	2983
	24 x 24	OCGM20 24SQ	76	2983
	24" High			
	14 x 14	OCGM24 14SQ	46	1611


Questions?


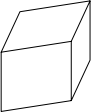
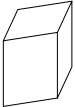
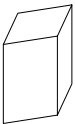
800 876 2120

Base Style	Table Description	Model #	Product Wt	Price
	18" High			
	12 x 14	OCGM18 1214RE	33	1611
	14 x 36	OCGM18 1436RE	70	2983

To Order, Specify...


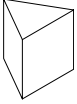
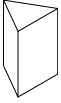
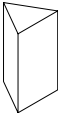
- ① Model Number
- ② Corian® Color
- ③ Power Option



Base Style	Table Description	Model #	Product Wt	Price
	14" High 14 x 24	OCGM14 14RH	29	1180
	18" High 18 x 31	OCGM18 18RH	47	2665
	20" High 14 x 24	OCGM20 14RH	38	1599
	24" High 14 x 24	OCGM24 14RH	44	1599


Questions?

800 876 2120

Base Style	Table Description	Model #	Product Wt	Price
	14" High 14 x 12	OCGM14 14TG	20	914
	18" High 18 x 16	OCGM18 18TG	33	1537
	20" High 14 x 12	OCGM20 14TG	27	1117
	24" High 14 x 12	OCGM24 14TG	31	1117

To Order, Specify...

- ① Model Number
- ② Corian® Color
- ③ Power Option



The Interplay series provides multiple mobile solutions from a personal workstation to a whiteboard or lectern.

Rover Pup

The Rover Pup has a 22" round top and is available in standard table heights of 26 3/4" or 42". The smaller top size makes this the perfect solution as a side table or specify it in the 42" table height as a mobile table for your laptop when wanting to do stand-up work. Available in either laminate or veneer with several edge options and a 3/8" edge thickness. See pricing pages for available options.

Rover Utility

With a 27" x 40" top size this model can be specified in either a 29" or 42" table height, with or without a lower shelf. Available in either laminate or veneer with several edge options and a 3/8" edge thickness. See pricing pages for available options.

Rover Computer

The Rover Computer is slightly larger than the Rover Utility with a 30" x 40" top size and is standard in both 29" and 42" table heights. This model can be ordered with or without a lower shelf and with or without convenience shelves. Available in either laminate or veneer with several edge options and a 3/8" edge thickness. Options along with accessories including modesty panels, screens and a transaction small screen may also be added, see pricing pages for codes, model numbers and pricing.

Rover Daddy

Very similar in looks to the Rover Computer, this model is available with a 30" x 40" top size and a 29" table height. All Rover Daddy models are standard with a paper tray and can be ordered with or without a lower shelf and with or without convenience shelves. Options along with accessories including modesty panels, screens and a transaction small screen may also be added, see pricing pages for codes, model numbers and pricing.

NOTE ROVER PUP, UTILITY, COMPUTER AND DADDY ARE ALL STANDARD WITH A CABLE COIL

Looksee

This mobile whiteboard has a 34 1/2" x 34 1/2" dry erase marker surface with a fixed position 7/8" laminate shelf with a PVC edge, a peg for a flip chart and a flip chart storage peg on the back. Overall dimensions are 71"H x 39"W x 30"D. Additional accessories can be specified, see pricing pages.

Wordplay

The Wordplay lectern includes a shield, footrest and adjustable slant speaker surface which has a 44 1/4" speaker surface height and adjusts to four positions: as low as 39" in 1 3/4" increments. The speaker surface is at a 20° angle and can be specified in either laminate or veneer. Additional accessories are available, see pricing pages.

Laminate and Veneer, Standard Core Construction

The standard top construction consists of 45-50 lb particleboard, surfaced with a high pressure laminate or plain sliced veneer face. A backer sheet is laminated to the underside of the top.



PVC Flat or Fluted Edge

Edge of 2mm PVC hot melt banded to the top with 1/8" radius at the top and bottom. Standard with 1 1/2" radius corners.



Offered in [twenty-one \(21\) standard colors](#).



Wood Flat or Fluted Edge

Wood banding hot melt banded to the top with 1/8" radius at the top and bottom. Standard with 1 1/2" radius corners.



Offered in [Ash, Cherry, Maple or Walnut materials](#).



Bumper Edge

Exposed ply core banding with rubberized 5/8" width bumper in the center of profile. Standard with 1 1/2" radius corners.

Offered in [black bumper standard color](#).

Shipping Schedule

Standard Items

Laminate, PVC Edge	3-5 WEEKS
Laminate, Wood Edge	3-5 WEEKS
Veneer, Wood Edge	6-8 WEEKS

Contact Versteel Customer Service for special lead time requests.

BIFMA

All Versteel products are constructed to pass the relevant ANSI/BIFMA standards. For more detailed specifications by series and base style, contact Versteel Customer Service at 800.876.2120.

Additional information regarding warranty, terms and conditions, shipping, care and maintenance, etc. can be found in the All Tables price list

To Order, Specify...

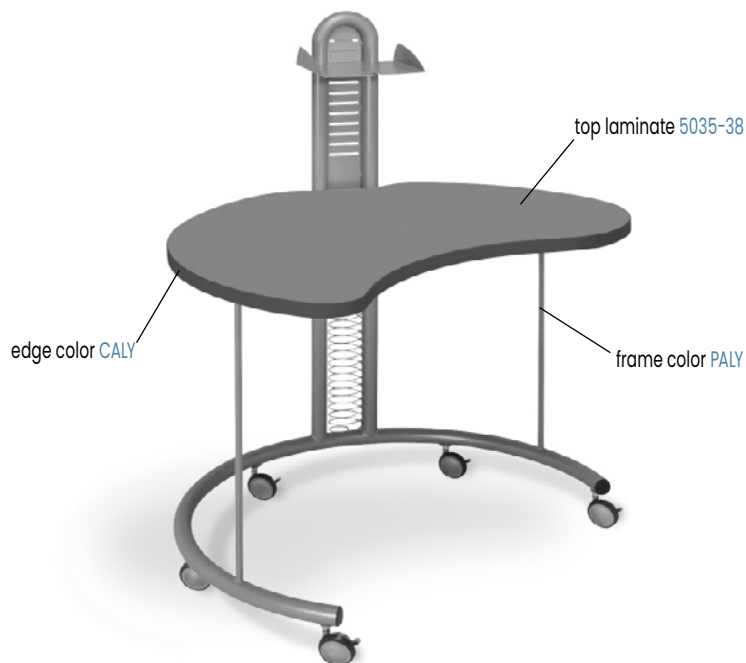
- 1 Model Number, include top and edge style
- 2 Top Material
 - a. Laminate manufacturer and color
 - b. Veneer species and finish color
- 3 Edge Style and Thickness
- 4 Edge Color
- 5 Frame Color
- 6 Additional Options



An **IPRD 3040CPFX** is an Interplay series 30" x 40" Rover Daddy with fixed frame, a laminate $\frac{3}{8}$ " thick top with a PVC edge and radius corners.

The codes **TW 5035-38 / CALY / PALY** specify a Wilsonart 5035-38 Handspun Slate laminate, Alloy PVC and Alloy frame.

Model Number **IPRD 3040CPFX LP1R**


Orders may be sent via
Mailing Address

Versteel
 2332 Cathy Lane
 Jasper IN 47546

Contact Versteel

Email contact@versteel.com
Phone 800 876 2120
 812 634 2120
Fax 812 482 9318

Laminate

Versteel's standard offering of laminates includes over 900 laminates from Formica, Nevamar, Pionite and Wilsonart.

Laminate manufacturers change standard offerings frequently, making it possible a standard product can become unavailable. Versteel cannot be responsible for any inconvenience this may cause.

Veneer

Interplay products are available with plain sliced Ash, Cherry, Maple and Walnut veneers.

Veneer Species

Ash	AP01	Maple.	MP01
Cherry	CP01	Walnut	WP01

Veneer Finish

Ash

Beach.	VBEA	Fog	VFOG
Chestnut.	VCHE	Pebble	VPEB
Drift	VDRI	Whisper	VWHI
Fawn	VFAW		

Cherry

Blossom Cherry	VBLC	Java Cherry.	VJAC
Cordovan Cherry	VCNC	Millwork Cherry.	VMWC
Golden Cherry	VGNC		

Maple

Caramel Maple	VCMM	Sugar Maple	VSUM
Solar Maple.	VSLM		

Walnut

Brighton Walnut	VBRW	Natural Walnut.	VNAW
Espresso Walnut.	VESW		

PVC Edge Colors

Absolute Acajou	CABA	Nimbus.	CNIM
Alloy.	CALY	Pearl	CPEA
Carbon.	CCAR	Platinum.	CPLA
Champagne	CCHA	Pralines & Cream	CPRC
Coconut	CCOC	Shadow	CSHA
Ebony.	CEBO	Snow	CSNO
Florence Walnut	CFLW	Stone	CSTO
Fossil	CFOS	Storm.	CSTM
Graphite	CGRA	Whisper	CWHI
Grey.	CGRE	White Linen	CWHL
Kensington Maple.	CKEM		

Wood Edge Species

Ash	A01	Maple.	M01
Cherry	C01	Walnut	W01

Wood Edge Finishes

Ash

Beach.	WBEA	Fog	WFOG
Chestnut.	WCHE	Pebble	WPEB
Drift	WDRI	Whisper	WWHI
Fawn	WFAW		

Cherry

Blossom Cherry	WBLC	Java Cherry.	WJAC
Cordovan Cherry	WCNC	Millwork Cherry.	WMWC
Golden Cherry	WGNC		

Maple

Caramel Maple	WCMM	Sugar Maple	WSUM
Solar Maple.	WSLM		

Walnut

Brighton Walnut	WBRW	Natural Walnut.	WNAW
Espresso Walnut.	WESW		

Studio Steel®

Versteel's "urban fabrication" process leaves the telltale signs of welding and assembly on the surface, highlighting a manufacturing aesthetic. Choosing a clear or transparent powder coat is recommended, allowing tonal striations (created as a result of extreme heat), natural textures, and the inherent qualities of raw steel to show through.

Studio Steel Process \$165

Powder Coat Finishes

All powder coat finishes in the Versteel offering have been formulated with the use of epoxy, polyester or epoxy and polyester blends to maximize the finish durability.

Powder Coat Finish Options

Powder Coat - Standard n/c
 Powder Coat - Premium (Hope) \$165
 Powder Coat - Premium (Platinum) \$488

Powder Coat Colors

AlloyPALY	MintPMNT
AmethystPAME	NavyPNAV
AnthracitePANT	NimbusPNIM
Black AnodizedPBLA	NutmegPNUT
BronzePBRO	◆ PacificPPAC
CalypsoPCAL	PearlPPEA
CarbonPCAR	PebblePPEB
ChampagnePCHA	Ⓟ PlatinumPPLA
CoconutPCOC	PoppyPPOP
◆ CopperPCOP	◆ RavenPRAV
CrimsonPCRI	RoyalPROY
◆ CrystalPCRY	SeasidePSEA
DaffodilPDAF	ShipyardPSHI
EbonyPEBO	SilverPSIL
ForestPFOR	SnowPSNO
FossilPFOS	StonePSTO
◆ GarnetPGAR	StormPSTM
◆ GoldPGOL	Terra CottaPTEC
GraphitePGRA	WhisperPWHI
Ⓟ HopePHOP	White LinenPWHL
Kelly GreenPKEG	Powder Coat Alternative .	.OPA
◆ MattePMAT		
MicaPMIC		

Transparent Powder Coats (indicated by ◆)

Please note that the transparent characteristics of these powders allow all natural welds and textures inherent to raw steel to be visible. Not available for application on flat sheet metal surfaces found on Interplay modesty panels, screens and paper trays.

Premium Powder Coats (indicated by Ⓟ)

Versteel's premium process uses specially formulated powder coats for a truly unique color palette.

Finish Reference & Samples

For finish color reference, please refer to our website. Contact Versteel Customer Service to receive actual color samples for color matches and final color approval.

Special Laminate

Call for quotation

Specify code **TSP** (*Special Laminate*), indicate the quoted charges per table

Special laminates and patterns can be specified as an option. To specify, contact Versteel for availability and pricing.

NOTE LAMINATES IN STANDARD COLORS AND TEXTURES FROM FORMICA, NEVAMAR, PIONITE AND WILSONART ARE STANDARD

CAUTION LAMINATE MANUFACTURERS CHANGE STANDARD OFFERINGS FREQUENTLY, MAKING IT POSSIBLE A STANDARD PRODUCT CAN BECOME UNAVAILABLE. VERSTEEL CANNOT BE RESPONSIBLE FOR ANY INCONVENIENCE THIS MAY CAUSE.

Custom PVC Color Match

Call for quotation / one time charge per color, per order

Specify code **OCF** (*Custom PVC Color Match*), add cost from Versteel quotation

PVC Color Match can be the selection of a color that is available from a Versteel supplier or a new custom color developed for the order. Minimum footage requirements mean that the amount of material needed for your order will effect the cost.

For PVC Color Matching you must supply a color reference sample. Versteel will review the sample for possible existing colors available and send a sample for customer approval. If no color match exists, a custom match will be developed and sampled for customer approval before a production schedule is established.

NOTE CUSTOM COLOR MATCHING APPROVALS MAY AFFECT STANDARD PRODUCTION SCHEDULES

Powder Coat Alternative

Call for quotation

Specify code **OPA** (*Powder Coat Alternative*), add cost from Versteel quotation

Powder Coat Alternative is available from Versteel. The entire RAL color reference along with hundreds of other color and finishes are available.

For Powder Coat Alternative matching, you must supply a color reference sample, or an RAL number. Versteel will review the sample for possible existing colors available and send a sample for customer approval. If no color match exists a custom match can be developed. Call Versteel Customer Service for associated upcharges on custom color development.

NOTE CUSTOM COLOR MATCHING APPROVALS MAY AFFECT STANDARD PRODUCTION SCHEDULES

Stain Finish Match

\$996 / one time charge per finish, per order

Specify code **OSM** (*Stain Finish Match*), add \$996.00 list per finish, per order

Alternative Stain Finishes are available for veneer and wood edged tops.

For Stain Finish Matching you must supply two 4" x 4" finish color and grain reference samples. An expertly finish matched sample will be provided for customer approval.

NOTE CUSTOM COLOR MATCHING APPROVALS MAY AFFECT STANDARD PRODUCTION SCHEDULES

Veneer and Wood Edge Alternatives

Call for quotation

For veneer and wood edge requirements other than the standard plain sliced Ash, Cherry, Maple and Walnut, contact Versteel Customer Service. Versteel is adept at working with a host of domestic and exotic materials. From inlays, figures, pie cuts and special edge profiles, to custom fill levels and sheens, each top is created using the best of technology and old world craftsmanship. The items you only imagined or expected to only be available from a millwork shop are now just another part of your Versteel order. Call Versteel Customer Service for availability and quotation.

Wood Finish Alternatives

Call for quotation

When veneer tables are required to have a finish other than the standard natural grain fill level finish appearance, semi-filled or full-filled finishes are available by requesting a quote from Versteel. Call Versteel Customer Service for availability and quotation.

Table Top and Edge Alternatives

Table tops and/or edges can be produced in alternative materials if desired. Contact Versteel Customer Service for pricing and availability.

Alternate Core Construction

Alternate core constructions are available, including medium density fiberboard (MDF), and cores that contain no urea formaldehyde. Contact Versteel Customer Service for pricing and availability.

Alternate Table Height 32" and Under**\$100 / table**

Specify code **BAH** (*Alternate Height 32" and under*), indicate desired table height (32" or less), add \$100.00 list per table

Suggested typing height table is 26 ¾"

Suggested wheelchair height table is 32"

Suggested stand up height table is 42"

NOTE FOR OTHER TABLE HEIGHT REQUIREMENTS CONTACT VERSTEEL CUSTOMER SERVICE FOR STRUCTURAL DETAILS, PRICING AND AVAILABILITY

Top Custom Cutout**\$120 / cutout**










Specify code **TCC** (*Top Custom Cutout*), add \$120.00 list per cutout

Top Custom Cutout requires a drawing for production and is subject to approvals.



Questions?












800 876 2120

				top > edge >	Laminate PVC	Laminate Wood	Laminate Soft PVC	Veneer Wood
				edge ordering code > top thickness >	Flat  LP1R 7/8"	Flat  LW1R 7/8"	Bumper  LB1R 7/8"	Flat  VW1R 7/8"
				edge ordering code > top thickness >	Fluted  LPF1R 7/8"	Fluted  LWF1R 7/8"		Fluted  VWF1R 7/8"
				top thickness price >	7/8"	7/8"	7/8"	7/8"
				Description	Model #	Product Wt		
	26" Height							
	22 Fix	IPRP 22PUFX	20	966	1278	1947		
	42" Height							
	22 Fix	IPRPS 22PUFX	24	1075	1387	2057		

To Order, Specify...

- 1 Model Number
- 2 Top Material
- 3 Edge Style and Thickness
- 4 Edge Color
- 5 Frame Color
- 6 Additional Options



top > edge >	Laminate PVC	Laminate Wood	Laminate Soft PVC	Veneer Wood	
	Flat 	Flat 	Bumper 	Flat 	
edge ordering code > top thickness >	LP2R 1 1/4"	LW2R 1 1/4"	LB2R 1 1/4"	VW2R 1 1/4"	
edge ordering code > top thickness > top thickness price >	Fluted 	Fluted 		Fluted 	
	LPF2R 1 1/4"	LWF2R 1 1/4"		VWF2R 1 1/4"	
Description	Model #	Product Wt	1 1/4"	1 1/4"	1 1/4"
 29" Height 27 x 40 Fix	IPRS 2740UTFX	46	1349	1908	3079
 29" Height with Shelf 27 x 40 Fix	IPRS 2740USFX	58	1684	2584	4661
 42" Height 27 x 40 Fix	IPRS 2740UTFX	48	1455	2014	3182
 42" Height with Shelf 27 x 40 Fix	IPRS 2740USFX	60	1778	2677	4756

Base Options

- Alternate Table Height
 30" & Under BAH \$ 100
 Alternate Table Height
 32" & Over..... BSP call

Finish Options

- Powder Coat, Standard n/c
 Powder Coat, Premium..... \$ 165
 Platinum..... \$ 488

Top Options

- Special Laminate.....TSP call
 Custom Cutout (per cutout)TCC \$ 120

Power & Data Options

Please reference the Power + Data Price List

Wire Management Options

- Cable Coil (standard)..... n/c

Rover Utility

Power & Data Options

Please reference the Power + Data Price List

Wire Management Options

- 1 Oval Brush Grommet -
 Provide Location Print.....WOG \$ 97
 1 Round Grommet -
 Provide Location Print..... WRG \$ 76















Accessories

- Keyboard Platform
 w/Mouse SurfaceAKP27M \$ 760
 CPU Holder
 (3" - 9" adjustment).....ACPU3-9F \$ 237
 CPU Holder
 (5" - 8" adjustment).....ACPU5-8F \$ 155
 CPU Holder
 (3" - 5" adjustment).....ACPU3F \$ 155



Questions?

800 876 2120

				top > edge >	Laminate PVC	Laminate Wood	Laminate Soft PVC	Veneer Wood
					Flat	Flat	Bumper	Flat
								
				edge ordering code > top thickness >	LP2R 1 1/4"	LW2R 1 1/4"	LB2R 1 1/4"	VW2R 1 1/4"
					Fluted	Fluted		Fluted
								
				edge ordering code > top thickness >	LPF2R 1 1/4"	LWF2R 1 1/4"		VWF2R 1 1/4"
				top thickness price >	1 1/4"	1 1/4"	1 1/4"	1 1/4"
	Description	Model #	Product Wt					
	29" Height 30 x 40 Fix	IPRS 3040CPFX	48	1349	1908	3079		
	29" Height with Shelf 30 x 40 Fix	IPRS 3040CSFX	60	1684	2584	4661		
	29" Height with Convenience Shelves 30 x 40 Fix	IPRS 3040CPFX CS	51	1834	2392	3561		
	29" Height with Shelf + Convenience Shelves 30 x 40 Fix	IPRS 3040CSFX CS	63	2172	3074	5150		
	42" Height 30 x 40 Fix	IPRSS 3040CPFX	50	1455	2014	3182		
	42" Height with Shelf 30 x 40 Fix	IPRSS 3040CSFX	62	1778	2677	4756		
	42" Height with Shelf + Convenience Shelves 30 x 40 Fix	IPRSS 3040CSFX CS	63	2262	3163	5241		

To Order, Specify...

- 1 Model Number
- 2 Top Material
- 3 Edge Style and Thickness
- 4 Edge Color
- 5 Frame Color
- 6 Additional Options



Base Options	Code	Price
Alternate Table Height 32" & Under.....	BAH	\$ 100
Alternate Table Height 32" & Over	BSP	call






Finish Options		
Powder Coat, Standard		n/c
Powder Coat, Premium.....		\$ 165
Platinum.....		\$ 488

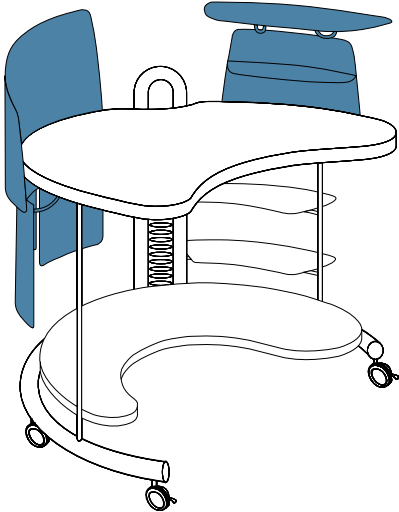
Top Options		
Special Laminate.....	TSP	call
Custom Cutout (per cutout)	TCC	\$ 120
.....		

Power & Data Options
Please reference the Power + Data Price List

Wire Management Options	Code	Price
Cable Coil (standard).....		n/c
1 Oval Brush Grommet, Location R.....	WOR	\$ 97
1 Round Grommet, Location R	WRR	\$ 75
1 Round Grommet, Provide Location Print	WRG	\$ 76

Accessories		
Keyboard Platform w/Mouse Surface	AKP27M	\$ 760
CPU Holder (3" - 9" adjustment).....	ACPU3-9F	\$ 237
CPU Holder (5" - 8" adjustment).....	ACPU5-8F	\$ 155
CPU Holder (3" - 5" adjustment).....	ACPU3F	\$ 155

	Description	Model #	Product Wt	Price
	Double Modesty	IPADM__	8	525
	Triple Modesty	IPATM__	14	785
	Big Screen	IPABS__	12	293
	Small Screen	IPASS__	8	291
	Transaction Small Screen	IPATS___	10	379



Sample Base Model w/ Accessories
29" Height w/ Shelf + Convenience Shelves
30 x 40 Fix **IPRS 3040CSFX CS** \$2172

Shown with Accessories:
 Double Modesty **IPADM__** \$ 525
 Big Screen **IPABS__** \$ 293
 Transaction Small Screen **IPATS___** \$ 379

Note: Transparent powder coats can not be used on flat metal surfaces. Transparent powder coats can be used on frame tubes.



Questions?

800 876 2120

top >
edge >

edge ordering code >
top thickness >

edge ordering code >
top thickness >
top thickness price >

	Laminate PVC	Laminate Wood	Laminate Soft PVC	Veneer Wood	
	Flat	Flat	Bumper	Flat	
	LP2R 1 1/4"	LW2R 1 1/4"	LB2R 1 1/4"	VW2R 1 1/4"	
	Fluted	Fluted		Fluted	
	LPF2R 1 1/4"	LWF2R 1 1/4"		VWF2R 1 1/4"	
	1 1/4"	1 1/4"	1 1/4"	1 1/4"	
Description	Model #	Product Wt			
 29" Height 30 x 40 Fix Paper tray included	IPRD 3040CPFX	55	1571	2128	3297
 29" Height with Shelf 30 x 40 Fix Paper tray included	IPRD 3040CSFX	67	1908	2805	4883
 29" Height with Convenience Shelves 30 x 40 Fix Paper tray included	IPRD 3040CPFX CS	58	2057	2616	3786
 29" Height with Shelf + Convenience Shelves 30 x 40 Fix Paper tray included	IPRD 3040CSFX CS	70	2394	3295	5369

To Order, Specify...

- 1 Model Number
- 2 Top Material
- 3 Edge Style and Thickness
- 4 Edge Color
- 5 Frame Color
- 6 Additional Options



Base Options	Code	Price
Alternate Table Height 32" & Under.....	BAH	\$ 100
Alternate Table Height 32" & Over	BSP	call

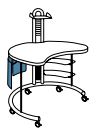




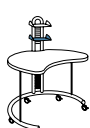
Finish Options		
Powder Coat, Standard		n/c
Powder Coat, Premium.....		\$ 165
Platinum.....		\$ 488

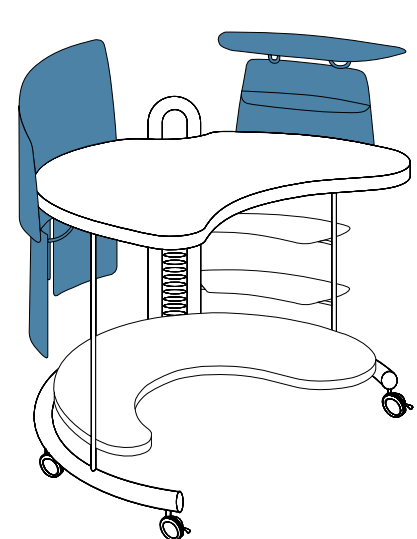
Top Options		
Special Laminate.....	TSP	
Custom Cutout (per cutout)	TCC	\$ 120

Power + Data Options
Please reference the Power + Data Price List

Wire Management Options	Code	Price
Cable Coil (standard).....		n/c
1 Oval Brush Grommet, Location R.....	WOR	\$ 97
1 Round Grommet, Location R	WRR	\$ 75
1 Round Grommet, Provide Location Print	WRG	\$ 76

Accessories		
Keyboard Platform w/Mouse Surface	AKP27M	\$ 760
CPU Holder (3" - 9" adjustment).....	ACPU3-9F	\$ 237
CPU Holder (5" - 8" adjustment).....	ACPU5-8F	\$ 155
CPU Holder (3" - 5" adjustment).....	ACPU3F	\$ 155

Description	Model #	Product Wt	Price
 Double Modesty	IPADM__	8	525
 Triple Modesty	IPATM__	14	785
 Big Screen	IPABS__	12	293
 Small Screen	IPASS__	8	291
 Transaction Small Screen	IPATS___	10	379
 Paper Tray	IPAPT__	3	95



Sample Base Model w/ Accessories
29" Height w/ Shelf + Convenience Shelves
30 x 40 Fix **IPRD 3040CSFX CS** \$2394

Shown with Accessories:
Double Modesty **IPADM__** \$ 525
Big Screen **IPABS__** \$ 293
Transaction Small Screen **IPATS___** \$ 379

Note: Transparent powder coats can not be used on flat metal surfaces.
Transparent powder coats can be used on frame tubes.



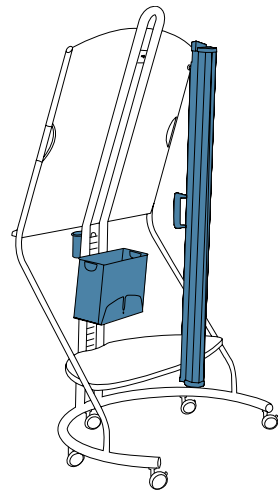
Questions?

800 876 2120

top >	Laminate PVC	Laminate Wood	Laminate Soft PVC	Veneer Wood
edge >	Flat	Flat	Bumper	Flat
edge ordering code >	LP1R	LW1R	LB1R	VW1R
top thickness >	7/8"	7/8"	7/8"	7/8"
edge ordering code >	LPF1R	LWF1R		VWF1R
top thickness >	7/8"	7/8"		7/8"
top thickness price >	7/8"	7/8"		7/8"

Base Unit	Description	Model #	Product Wt
	29 x 37 Fix	IPLS 2937EAFX	81

Accessories	Description	Model #	Product Wt	Price
	Marker Cup	IPAMC_--	1	88
	Storage Tub	IPAST_--	4	186
	Paper Tray	IPAPT_--	4	95
	Projection Screen	IPAPS50	14	823



Sample Base Model w/ Accessories
Basic Unit
 29 x 37 Fix **IPLS 2937EAFX** \$2764
Shown with Accessories:
 Marker Cup **IPAMC_--** \$ 88
 Storage Tub **IPAST_--** \$ 186
 Projection Screen **IPAPS50** \$ 823

- To Order, Specify...**
- 1 Model Number
 - 2 Top Material
 - 3 Edge Style and Thickness
 - 4 Edge Color
 - 5 Frame Color
 - 6 Additional Options




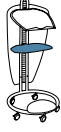

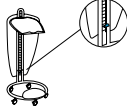
Finish Options

Powder Coat, Standard	n/c
Powder Coat, Premium	\$ 165
Platinum	\$ 488

Top Options

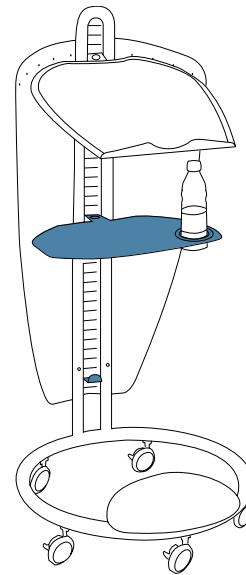
Special LaminateTSP	call
Custom Cutout (per cutout)TCC	\$ 120

Base Unit	Description	Model #	Product Wt	Price
	Laminate Surface 23 x 46 Fix	IPWP 2346LEFX L	40	2104
	Veneer Surface 23 x 46 Fix	IPWP 2346LEFX V	40	2327

Accessories	Description	Model #	Product Wt	Price
	Adjustable Shelf	IPAAS__	5	195
	Adjustable Shelf with Drink Holder	IPADH__	5	201
	Cable Manager/ Hook	IPACH__	1	40

Note: Transparent powder coats can not be used on flat metal surfaces. Transparent powder coats can be used on frame tubes.

Note: Shield will be in the same powder coat as the frame



Sample Base Model w/ Accessories

Laminate Surface
23 x 46 Fix **IPWP 2346LEFX L** \$2104

Shown with Accessories:

Adjustable Shelf
w/ Drink Holder **IPADH__** \$ 201
Cable Manager / Hook **IPACH__** \$ 40

**Tops**

Constructed of $\frac{1}{2}$ " thick molded hardwood plywood with an integrated modesty, the tops can be ordered with either a Maple veneer surface or a painted surface. Painted tops can be specified in any Benjamin Moore paint color. ODIS tables must be ordered in multiples of two.

Frames + Glides

Frames are constructed from $\frac{7}{16}$ " diameter formed steel bar with polycarbonate inter-locking glides.

Table Sizes

The 18" x 23" standard size and 25" x 32" ADA size are both 29" tall. The youth table is 23" tall with a top size of 16" x 19".

Features

Available in adult, ADA and youth sizes. These lightweight tables stack easily on the floor or transport cart for easy storage and mobility. The seamless surface rolls over the edge to form the modesty panel.

Shipping Schedule**Standard Items**

Painted Surface	3-5 WEEKS
Veneer	3-5 WEEKS

Contact Versteel Customer Service for special lead time requests.

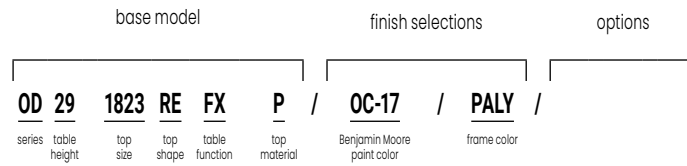
BIFMA

All Versteel products are constructed to pass the relevant ANSI/BIFMA standards. For more detailed specifications by series and base style, contact Versteel Customer Service at 800.876.2120.

Additional information regarding warranty, terms and conditions, shipping, care and maintenance, etc. can be found in the All Tables price list

To Order, Specify...

- 1 Model Number
- 2 Top Material
 - a. Benjamin Moore Paint Color
 - b. Veneer Finish Color
- 3 Frame Color
- 4 Additional Options



An **OD29 1823REFX P** is an ODIS series 18" x 23" rectangle table, 29" tall with fixed base, and a painted top.

The codes **OC-17 / PALY** specify a Benjamin Moore OC-17 White Dove paint color and an Alloy frame.

Model Number OD29 1823REFX P

Orders may be sent via
Mailing Address

Versteel
 2332 Cathy Lane
 Jasper IN 47546

Contact Versteel

Email contact@versteel.com
Phone 800 876 2120
 812 634 2120
Fax 812 482 9318

Painted Tops

Tops can be ordered in any standard Benjamin Moore paint color which is applied to the outer surface of a Maple veneer shell with a topcoat applied for added durability.

ODIS Veneer Finishes

All ODIS veneer finishes on Maple.

Beach.	VBEA	Forest.	VFOR
Blossom Cherry	VBLC	Golden Cherry	VGNC
Brighton Walnut	VBRW	Java Cherry.	VJAC
Caramel Maple	VCMM	Millwork Cherry.	VMWC
Chestnut.	VCHE	Pebble	VPEB
Cordovan Cherry	VCNC	Seaside	VSEA
Drift	VDRI	Solar Maple.	VSLM
Espresso Walnut.	VESW	Sugar Maple	VSUM
Fawn	VFAW	Terra Cotta	VTEC
Fog	VFOG	Whisper	VWHI

Powder Coat Finishes

All powder coat finishes in the Versteel offering have been formulated with the use of epoxy, polyester or epoxy and polyester blends to maximize the finish durability.

Powder Coat Finish Options

Powder Coat – Standard	n/c
Powder Coat – Premium (Hope).	\$165
Powder Coat – Premium (Platinum)	\$488

Powder Coat Colors

Alloy.PALY	NavyPNAV
AmethystPAME	Nimbus.PNIM
Anthracite.PANT	NutmegPNUT
Black Anodized.PBLA	⚡ PacificPPAC
BronzePBRO	PearlPPEA
CalypsoPCAL	PebblePPEB
Carbon.PCAR	Ⓢ PlatinumPPLA
ChampagnePCHA	Poppy.PPOP
CoconutPCOC	⚡ Raven.PRAV
⚡ Copper.PCOP	RoyalPROY
CrimsonPCRI	SeasidePSEA
⚡ CrystalPCRY	Shipyard.PSHI
Daffodil.PDAF	SilverPSIL
Ebony.PEBO	SnowPSNO
Forest.PFOR	StonePSTO
FossilPFOS	Storm.PSTM
⚡ GarnetPGAR	Terra CottaPTEC
⚡ Gold.PGOL	WhisperPWHI
GraphitePGRA	White LinenPWHL
Ⓢ HopePHOP	Powder Coat Alternative .	.OPA
Kelly GreenPKEG		
⚡ MattePMAT		
Mica.PMIC		
MintPMNT		

Transparent Powder Coats (indicated by ⚡)

Please note that the transparent characteristics of these powders allow all natural welds and textures inherent to raw steel to be visible. Not available for application on flat sheet metal surfaces found on Brattice disc bases or Form Modesty panels.

Premium Powder Coats (indicated by Ⓢ)

Versteel’s premium process uses specially formulated powder coats for a truly unique color palette.

Finish Reference & Samples

For finish color reference, please refer to our website. Contact Versteel Customer Service to receive actual color samples for color matches and final color approval.

Powder Coat Alternative**Call for quotation**

Specify code **OPA** (*Powder Coat Alternative*), add cost from Versteel quotation

Powder Coat Alternative is available from Versteel. The entire RAL color reference along with hundreds of other color and finishes are available.

For Powder Coat Alternative matching, you must supply a color reference sample, or an RAL number. Versteel will review the sample for possible existing colors available and send a sample for customer approval. If no color match exists a custom match can be developed. Call Versteel Customer Service for associated upcharges on custom color development

Stain Finish Match

\$996 / one time charge per finish, per order

Specify code **OSM** (*Stain Finish Match*), add \$996.00 list per finish, per order

Alternative Stain Finishes are available for veneer and wood edged tops.

For Stain Finish Matching you must supply two 4" x 4" finish color and grain reference samples. An expertly finish matched sample will be provided for customer approval.

NOTE CUSTOMS OR ALTERNATIVES MAY AFFECT STANDARD PRODUCTION SCHEDULES

Storage Pouch - ODIS

\$149 / pouch

Specify code **AOPAY** (Storage Pouch, Alloy) or **AOPEB** (Storage Pouch, Ebony), add \$149 list per pouch

Accessory Pouches are available on the 29" tall ODIS tables. The pouch which is made of a durable gray or black mesh material has a 2" opening, is 12" long and 6" deep. Files, folders, laptops and books can all be stored in the pouch. The 7/16" solid wire frame is held in place by a solid aluminum extrusion. The frame and extrusion colors match the color of pouch specified. Since no tools are required for installation this item can be ordered with the table or may be ordered for installation.



Table Transport - ODIS

\$664 / each

Specify code **ATT2824** (Table Transport - ODIS), add \$664.00 list each

Stacks 20 ODIS tables high. Cart with 20 tables measures approximately 28" w x 24" d x 50" h.



SPECIFICATIONS

- Weight: 21 lbs.
- 28" x 24" overall footprint
- Alloy powder coat finish
- Two (2) swivel, two (2) non-swivel casters
- 5" casters are non-marking wheel material

Table Transport Handle & Strap - ODIS

\$482 / each

Specify code **AOTTHS** (Table Transport Handle & Strap - ODIS), add \$482 list each

SPECIFICATIONS

- Table Transport Handle and Strap may be added to the Table Transport for ODIS to secure tables when using the cart on rough or incline surfaces.

Table Transport Tray - ODIS

\$195 / each

Specify code **AOTTT1718** (Table Transport Tray - ODIS), add \$195.00 list each

Table Transport Tray may be added to the Table Transport for ODIS for the storage of the accessory pouch.

SPECIFICATIONS

- Weight: 13 lbs
- 18" w x 20" l x 4" d
- Alloy powder coat finish

Table Transport - ODIS ADA

\$946 / each

Specify code **ATT3058** (Table Transport - ODIS ADA), add \$946 list each

Stacks 10 ODIS ADA tables high. Cart with 10 tables measures approximately 32 1/2" w x 58" d x 42" h

SPECIFICATIONS

- Weight: 35 lbs.
- 30" x 58" overall footprint (with handle)
- Alloy powder coat finish
- Two (2) swivel, two (2) non-swivel casters
- 5" casters are non-marking wheel material

Table Transport - ODIS Youth

\$664 / each

Specify code **ATT2321** (Table Transport - ODIS Youth), add \$664.00 list each

Stacks 20 ODIS tables high. Cart with 20 tables measures approximately 23" w x 21" d, 44" h

SPECIFICATIONS

- Weight: 19 lbs.
- 23" x 21" overall footprint
- Alloy powder coat finish
- Two (2) swivel, two (2) non-swivel casters
- 5" casters are non-swivel casters



Questions?
800 876 2120

Finish Options


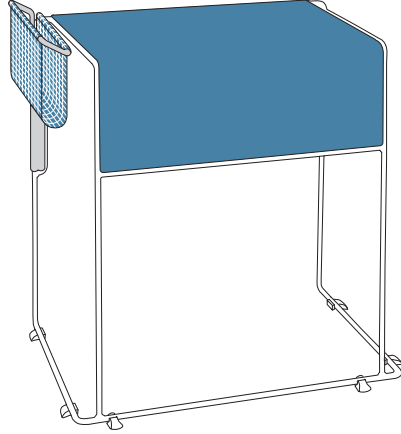

Powder Coat, Standard	n/c
Powder Coat, Premium	\$ 165
Platinum	\$ 488

Top Options

Custom Cutout (per cutout)	TCC \$ 120
----------------------------------	------------

Accessories

Storage Pouch, Alloy	AOPAY \$ 149
Storage Pouch, Ebony	AOPEB \$ 149
ODIS Table Transport	ATT2824 \$ 664
ODIS Table Transport Tray	AOTTI718 \$ 195
ODIS Table Transport Handle & Strap	AOTTHS \$ 482

	Description	Model #	Product Wt	Price	
	Painted Surface 18 x 23 Fix	OD29 1823REFX P	18	617	
	Veneer Surface 18 x 23 Fix	OD29 1823REFX V	18	617	

Sample Base Model w/ Accessories

Veneer Surface 18 x 23	OD29 1823REFX V	\$617
----------------------------------	------------------------	-------

Shown with accessories:

Storage Pouch	AOP_	\$149
---------------	-------------	-------

Note: ODIS tables must be ordered in multiples of two

To Order, Specify...

- 1 Model Number
- 2 Veneer Code
- 3 Frame Color
- 4 Additional Options



Finish Options

Powder Coat, Standard	n/c
Powder Coat, Premium.....	\$ 165
Platinum.....	\$ 488


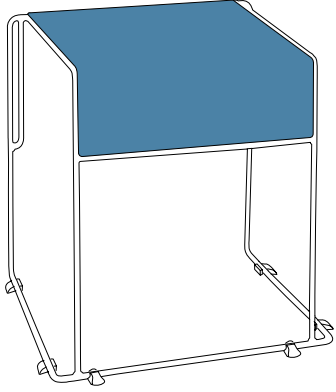

Top Options

Custom Cutout (per cutout)	TCC \$ 120
----------------------------------	------------

Accessories

ODIS Youth Table Transport	ATT232I \$ 664
----------------------------------	----------------

NOTE STORAGE POUCH NOT AVAILABLE FOR YOUTH MODEL

	Description	Model #	Product Wt	Price	
	Painted Surface - Youth 16 x 19 Fix	OD23 1619REFX P	16	617	
	Veneer Surface - Youth 16 x 19 Fix	OD23 1619REFX V	16	617	

Sample Base Model
Painted Surface

16 x 19 Fix **OD23 1619REFX P** \$617

Note: ODIS tables must be ordered in multiples of two



Questions?

800 876 2120

Finish Options



Powder Coat, Standard	n/c
Powder Coat, Premium	\$ 165
Platinum	\$ 488

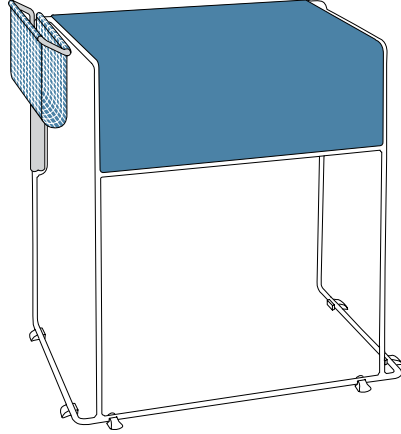
Top Options

Custom Cutout (per cutout)	TCC \$ 115
----------------------------------	------------

Accessories

Storage Pouch, Alloy	AOPAY \$ 149
Storage Pouch, Ebony	AOPEB \$ 149
ODIS ADA Table Transport	ATT3058 \$ 946

	Description	Model #	Product Wt	Price
	Painted Surface - ADA 25 x 32 Fix	OD29 2532REFX P	22	1045
	Veneer Surface - ADA 25 x 32 Fix	OD29 2532REFX V	22	1045



Sample Base Model w/ Accessories

Painted Surface 25 x 32	OD29 2532REFX P	\$1045
Shown with accessories: Storage Pouch	AOP_	\$149

Note: ODIS tables must be ordered in multiples of two

To Order, Specify...

- ① Model Number
- ② Veneer Code
- ③ Frame Color
- ④ Additional Options




Tops

Paces tables are available in round, square, rectangle, racetrack, boatshape, arc boatshape, video conference and arc video conference top shapes. Tops are available in laminate or veneer with a $\frac{7}{8}$ ", $1\frac{1}{4}$ " or $1\frac{3}{4}$ " edge thickness depending upon the top shape and size. Refer to pricing pages for edge availability.

Bases

The Paces bases have an iconic vertical line formed into the steel creating a peanut shape. The fixed apex base is used with round and square tops. Rectangle tops feature the side by side welded legs which provide better distribution of weight and balance. These bases are available either fixed or tilt-nest. The conference base is used on all larger conference tables.

Table Height

Standard table height is 29" tall.

Modesty Panels

Fixed rectangle tables can be ordered with or without a $\frac{7}{8}$ " thick modesty panel. A panel modesty is available for the tilt-nest tables.

Power + Data

To complete your specification, power and data along with wire management options can be added to your table. Refer to the Power + Data Price List.

Quickship Program

Available for select products in the Paces series. Tables must be specified with a laminate top, either a PVC edge or a flat wood edge and powder coat base finish.

The Versteel Quickship Program consists of up to 50 tables, 25 tables with modesty panels or 100 chairs in 10 working days from time of order (received by 12pm EST). Orders must be accompanied by final material and finish specifications for order entry. They must be clearly marked "Quickship" and consist of products from the program. Quickship orders cannot be changed or cancelled, and credit approval must be acquired within 24 hours.

For additional information see Versteel.com.

Laminate and Veneer, Standard Core Construction

The standard top construction consists of 45-50 lb particleboard, surfaced with a high pressure laminate or plain sliced veneer face. A backer sheet is laminated to the underside of the top. Tops are shipped pre-drilled for field installation of bases and accessories.



PVC Flat or Fluted Edge

Edge of 2mm PVC hot melt banded to the top with 1/8" radius at the top and bottom. Available with 1 1/2" radius corners or square corners.



Offered in twenty-one (21) standard colors.



Convex T-Mold Edge

Edge of 5/16" thick solid vinyl convex t-mold with 1 1/2" radius corners.

Offered in four (4) standard colors.



Wood Flat or Fluted Edge

Wood banding hot melt banded to the top with 1/8" radius at the top and bottom. Available with 1 1/2" radius corners or square corners.



Offered in Ash, Cherry, Maple or Walnut materials.



Bumper Edge

Exposed ply core banding with rubberized 5/8" width bumper in the center of profile. Corners with 1 1/2" radius are available on tables with 1 1/4" edge thickness.

Offered in black bumper standard color.



Wood Square or Fluted Edge

Edge of 1 1/4" wide solid wood with softened top and bottom edges, and square, softened mitered corners.



Offered in Ash, Cherry, Maple or Walnut materials.



Wood Bullnose Edge

Edge of 1 1/4" wide solid wood with a full bullnose edge, and 1" radius mitered corners.



Offered in Ash, Cherry, Maple or Walnut materials.



Wood Reverse Bevel Edge

Edge of 2" wide solid wood designed with a reverse sloped edge on one side and a flat wood edge on the remaining three sides for all Entourage cabinets. When specified on Elements Conference the reverse bevel detail will be on all four sides with mitered corners. Available on 1 1/4" edge thicknesses.

Offered in Ash, Cherry, Maple or Walnut materials.



Wood Ergo Edge

Edge of 1 3/4" wide (on 7/8" thick tops) or 2 1/2" wide (on 1 1/4" thick tops) solid wood designed with a sloped edge for added comfort with softened, mitered corners.



Offered in Ash, Cherry, Maple or Walnut materials.



Urethane Ergo Edge (User Side)

Edge of 1 3/4" wide molded urethane designed with a sloped ergonomic edge on one side and a 1/4" wide square urethane edge on the remaining three sides. Corners are square. Available on 7/8" edge thicknesses.

Offered in ten (10) standard colors.



Urethane/PVC Ergo Edge (User Side)

Edge of 1 3/4" wide molded urethane designed with a sloped ergonomic edge on one side and a 2mm PVC flat edge on the remaining sides. PVC corners are available in square or radius on 7/8" and 1 1/4" edge thicknesses.

Urethane offered in ten (10) colors with coordinating PVC colors.

Shipping Schedule

Standard Items

Laminate, Convex T-Mold Edge	3-5 WEEKS
Laminate, PVC Edge	3-5 WEEKS
Laminate, Wood Edge	3-5 WEEKS
Laminate, Urethane Edge	6-8 WEEKS
Veneer, Wood Edge	6-8 WEEKS
Quickship	10 WORKING DAYS

Contact Versteel Customer Service for special lead time requests.

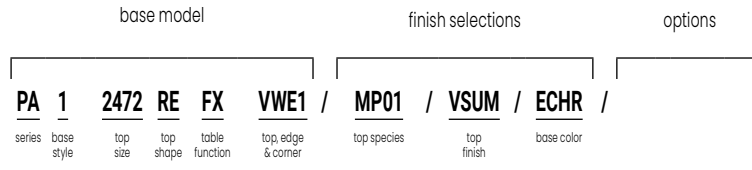
BIFMA

All Versteel products are constructed to pass the relevant ANSI/BIFMA standards. For more detailed specifications by series and base style, contact Versteel Customer Service at 800.876.2120.

Additional information regarding warranty, terms and conditions, shipping, care and maintenance, etc. can be found in the All Tables price list

To Order, Specify...

- 1 Model Number, include top and edge style
- 2 Top Material
 - a. Laminate manufacturer and color
 - b. Veneer species and finish color
- 3 Edge Style and Thickness
- 4 Edge Color
- 5 Base Color
- 6 Additional Options



A **PA1 2472REFX VWE1** is a Paces series 24" x 72" rectangle table with fixed bases, a veneer 7/8" thick top with an ergo wood edge (user side).

The codes **MP01 / VSUM / ECHR** specify a Maple top species with Sugar Maple finish and Chrome bases.

Model Number PA1 2472REFX VWE1



Orders may be sent via

Mailing Address
Versteel
2332 Cathy Lane
Jasper IN 47546

Contact Versteel

Email contact@versteel.com
Phone 800 876 2120
812 634 2120
Fax 812 482 9318

Laminate

Versteel's standard offering of laminates includes over 900 laminates from Formica, Nevamar, Pionite and Wilsonart.

Laminate manufacturers change standard offerings frequently, making it possible a standard product can become unavailable. Versteel cannot be responsible for any inconvenience this may cause.

Veneer

Paces tables are available with plain sliced Ash, Cherry, Maple and Walnut veneers.

Veneer Species

Ash	AP01	Maple.	MP01
Cherry	CP01	Walnut	WP01

Veneer Finish

Ash

Beach.	VBEA	Fog	VFOG
Chestnut.	VCHE	Pebble	VPEB
Drift	VDRI	Whisper	VWHI
Fawn	VFAW		

Cherry

Blossom Cherry	VBLC	Java Cherry.	VJAC
Cordovan Cherry	VCNC	Millwork Cherry.	VMWC
Golden Cherry	VGNC		

Maple

Caramel Maple	VCMM	Sugar Maple	VSUM
Solar Maple.	VSLM		

Walnut

Brighton WalnutVBRW	Natural Walnut.	VNAW
Espresso Walnut.VESW		

PVC Edge Colors

Absolute Acajou	CABA	Nimbus.	CNIM
Alloy.CALY	Pearl	CPEA
Carbon.CCAR	Platinum.	CPLA
ChampagneCCHA	Pralines & Cream	CPRC
CoconutCCOC	Shadow	CSHA
Ebony.CEBO	Snow	CSNO
Florence WalnutCFLW	Stone	CSTO
FossilCFOS	Storm.	CSTM
GraphiteCGRA	Whisper	CWHI
Grey.CGRE	White Linen	CWHL
Kensington Maple.CKEM		

T-Mold Edge Colors

Ebony.TEBO	Nimbus.	TNIM
GraphiteTGRA	Storm.	TSTM

Wood Edge Species

AshA01	Maple.	M01
CherryC01	Walnut	W01

Wood Edge Finishes

Ash

Beach.	WBEA	Fog	WFOG
Chestnut.	WCHE	Pebble	WPEB
Drift	WDRI	Whisper	WWHI
Fawn	WFAW		

Cherry

Blossom Cherry	WBLC	Java Cherry.	WJAC
Cordovan Cherry	WCNC	Millwork Cherry.	WMWC
Golden Cherry	WGNC		

Maple

Caramel Maple	WCMM	Sugar Maple	WSUM
Solar Maple.	WSLM		

Walnut

Brighton WalnutWBRW	Natural Walnut.	WNAW
Espresso Walnut.WESW		

Urethane Edge Colors

Alloy.UALY	Pearl	JPEA
Ebony.UEBO	Stone	USTO
FossilUFOS	Storm.	USTM
GraphiteUGRA	Whisper	UWHI
Nimbus.UNIM	White Linen	UWHL

Studio Steel®

Versteel’s “urban fabrication” process leaves the telltale signs of welding and assembly on the surface, highlighting a manufacturing aesthetic. Choosing a clear or transparent powder coat is recommended, allowing tonal striations (created as a result of extreme heat), natural textures, and the inherent qualities of raw steel to show through.

Studio Steel Process \$165

Powder Coat Finishes

All powder coat finishes in the Versteel offering have been formulated with the use of epoxy, polyester or epoxy and polyester blends to maximize the finish durability.

Powder Coat Finish Options

Powder Coat – Standard n/c
 Powder Coat – Premium (Hope). \$165
 Powder Coat – Premium (Platinum) \$488

Powder Coat Colors

Alloy.PALY	MintPMNT
AmethystPAME	NavyPNAV
AnthracitePANT	Nimbus.PNIM
Black Anodized.PBLA	NutmegPNUT
BronzePBRO	◆ PacificPPAC
CalypsoPCAL	PearlPPEA
Carbon.PCAR	PebblePPEB
ChampagnePCHA	Ⓟ PlatinumPPLA
CoconutPCOC	Poppy.PPOP
◆ Copper.PCOP	◆ Raven.PRAV
CrimsonPCRI	RoyalPROY
◆ CrystalPCRY	◆ SatinPSAT
Daffodil.PDAF	SeasidePSEA
Ebony.PEBO	ShipyardPSHI
Forest.PFOR	SilverPSIL
FossilPFOS	SnowPSNO
◆ GarnetPGAR	StonePSTO
◆ Gold.PGOL	Storm.PSTM
GraphitePGRA	Terra CottaPTEC
Ⓟ HopePHOP	WhisperPWHI
Kelly GreenPKEG	White LinenPWHL
◆ MattePMAT	Powder Coat Alternative .OPA
Mica.PMIC	

Transparent Powder Coats (indicated by ◆)

Please note that the transparent characteristics of these powders allow all natural welds and textures inherent to raw steel to be visible.

Premium Powder Coats (indicated by Ⓟ)

Versteel’s premium process uses specially formulated powder coats for a truly unique color palette.

Chrome

Versteel applies a deep luster chrome plated finish. Chrome is the most durable finish available. Specify Chrome and add \$165 list per table.

Chrome ECHR

Nickel

Versteel applies a nickel plated finish with a clear coat applied for durability. Specify Nickel and add \$223 list per table.

Nickel ENKL

Finish Reference & Samples

For finish color reference, please refer to our website. Contact Versteel Customer Service to receive actual color samples for color matches and final color approval.

Special Laminate**Call for quotation**

Specify code **TSP** (Special Laminate), indicate the quoted charges per table

Special laminates and patterns can be specified as an option. To specify, contact Versteel Customer Service for availability and pricing.

NOTE LAMINATES IN STANDARD COLORS AND TEXTURES FROM FORMICA, NEVAMAR, PIONITE AND WILSONART ARE STANDARD

CAUTION LAMINATE MANUFACTURERS CHANGE STANDARD OFFERINGS FREQUENTLY, MAKING IT POSSIBLE A STANDARD PRODUCT CAN BECOME UNAVAILABLE. VERSTEEL CANNOT BE RESPONSIBLE FOR ANY INCONVENIENCE THIS MAY CAUSE.

Custom PVC Color Match**Call for quotation / one time charge per color, per order**

Specify code **OCP** (Custom PVC Color Match), add cost from Versteel quotation

PVC Color Match can be the selection of a color that is available from a Versteel supplier or a new custom color developed for the order. Minimum footage requirements mean that the amount of material needed for your order will effect the cost.

For PVC Color Matching you must supply a color reference sample. Versteel will review the sample for possible existing colors available and send a sample for customer approval. If no color match exists, a custom match will be developed and sampled for customer approval before a production schedule is established.

Custom T-Mold Color Match**Call for quotation / one time charge per color, per order**

Specify code **OCT** (Custom T-Mold Color Match), add cost from Versteel quotation

T-Mold Color Match can be the selection of a color that is available from a Versteel supplier or a new custom color developed for the order. Minimum footage requirements mean that the amount of material needed for your order will effect the cost.

For T-Mold Color Matching you must supply a color reference sample. Versteel will review the sample for possible existing colors available and send a sample for customer approval. If no color match exists, a custom match will be developed and sampled for customer approval before a production schedule is established.

Custom Urethane Edge**Call for quotation / one time charge per color, per order**

Specify code **OCU** (Custom Urethane Color Match), add cost from Versteel quotation

For Urethane Color Matching you must supply a color reference sample. A custom match will be developed and sampled for customer approval before a production schedule is established.

Powder Coat Alternative**Call for quotation**

Specify code **OPA** (Powder Coat Alternative), add cost from Versteel quotation

Powder Coat Alternative is available from Versteel. The entire RAL color reference along with hundreds of other color and finishes are available.

For Powder Coat Alternative matching, you must supply a color reference sample, or an RAL number. Versteel will review the sample for possible existing colors available and send a sample for customer approval. If no color match exists a custom match can be developed. Call Versteel Customer Service for associated upcharges on custom color development.

Stain Finish Match

\$996 / one time charge per finish, per order

Specify code **OSM** (Stain Finish Match), add \$996.00 list per finish, per order

Alternative Stain Finishes are available for veneer and wood edged tops.

For Stain Finish Matching you must supply two 4" x 4" finish color and grain reference samples. An expertly finish matched sample will be provided for customer approval.

Veneer and Wood Edge Alternatives**Call for quotation**

For veneer and wood edge requirements other than the standard plain sliced Ash, Cherry, Maple and Walnut, contact Versteel Customer Service. Versteel is adept at working with a host of domestic and exotic materials. From inlays, figures, pie cuts and special edge profiles, to custom fill levels and sheens, each top is created using the best of technology and old world craftsmanship. The items you only imagined or expected to only be available from a millwork shop are now just another part of your Versteel order. Call Versteel Customer Service for availability and quotation.

Wood Finish Alternatives**Call for quotation**

When veneer tables are required to have a finish other than the standard natural grain fill level finish appearance, semi-filled or full-filled finishes are available by requesting a quote from Versteel. Call Versteel Customer Service for availability and quotation.

Table Top and Edge Alternatives

Table tops and/or edges can be produced in alternative materials if desired. Contact Versteel Customer Service for pricing and availability.

Alternate Core Construction

Alternate core constructions are available, including medium density fiberboard (MDF), and cores that contain no urea formaldehyde. Contact Versteel Customer Service for pricing and availability.

NOTE CUSTOMS OR ALTERNATIVES MAY AFFECT STANDARD PRODUCTION SCHEDULES

Casters - Dual Wheel Black Hard Wheel**\$171 / table**

Specify code **CAS66** (Dual Wheel Black Hard Wheel Casters), add \$171.00 list per table

Dual wheel, black hard wheel, 3" diameter, locking casters are available on PA2 and PA1 base styles. Each is fitted into a reinforced caster receiver and must be specified at time of order. Caster option does not change the overall height of the table. See individual product pages for availability.

**Casters - Dual Wheel Black Soft Wheel****\$171 / table**

Specify code **CAS42** (Dual Wheel Black Soft Wheel Casters), add \$171.00 list per table

Dual wheel, black soft wheel, 3" diameter, locking casters are available on PA2 and PA1 base styles. Each is fitted into a reinforced caster receiver and must be specified at time of order. Caster option does not change the overall height of the table. See individual product pages for availability.

**Casters - Dual Wheel Two-Tone Soft Wheel****\$171 / table**

Specify code **CAS43** (Dual Wheel Two-Tone Soft Wheel Casters), add \$171.00 list per table

Dual wheel, two-tone soft wheel, 3" diameter, locking casters are available on PA2 and PA1 base styles. Each is fitted into a reinforced caster receiver and must be specified at time of order. Caster option does not change the overall height of the table. See individual product pages for availability.

**Two-Piece Top (120")****\$629 / table**

Specify code **T2P** (Two-Piece Top), add \$629.00 list per table

Standard Versteel tables in lengths up to 120" are a seamless, single piece top. When the two-piece option is specified, the splice joint edge is unfinished, table shipped with necessary hardware. Any table over 120" long will be produced as a two-piece top.

Top Custom Cutout**\$120 / cutout**

Specify code **TCC** (Top Custom Cutout), add \$120.00 list per cutout

Top Custom Cutout requires a drawing for production and is subject to approvals.

Table Link - Ends Only**\$135 / table**

Specify code **TLE** (Table Link - Ends Only), add \$135.00 list per table

Table Link is for linking Versteel table configurations in typical room situations. Specify Table Link - Ends Only when your configuration requires linking on the table ends only. Available on tables with PVC, 3mm Wood, Wood Square, Wood Fluted and Ergo user side edge details. Table Link - Ends Only is included with electrical package options. This will prevent the accidental disconnection of power supply to adjacent tables.

**Panel Modesty, Laminate****\$412 / each**

Specify code **MPL** (Panel Modesty, Laminate), add \$412 list per table.

Available on Tilt-Nest tables, the Panel Modesty, Laminate is specified with the table. Length of modesty is determined by the table size. Inserts are included in the table top with hook brackets and handwheels are factory installed. Panel is hung from hook brackets after the table is assembled. Panel Modesty finishes match table top finish selections. When table is tilted or nested the Panel Modesty tilts against the leg.

**Panel Modesty, Veneer****\$1022 / each**

Specify code **MPV** (Panel Modesty, Veneer), add \$1022.00 list per table.

Available on Tilt-Nest tables, the Panel Modesty, Veneer is specified with the table. Length of modesty is determined by the table size. Inserts are included in the table top with hook brackets and handwheels are factory installed. Panel is hung from hook brackets after the table is assembled. Panel Modesty finishes match table top finish selections. When table is tilted or nested the Panel Modesty tilts against the leg.
















Questions?

800 876 2120

OS Quickship Program Product
For Quickship specification details,
visit www.versteel.com/quickship

top > edge >	Laminate PVC	Laminate T-Mold	Laminate Wood	Laminate Soft PVC	Laminate 1 1/2" Wood	Laminate 1 1/2" Wood
	Flat	Convex	Flat	Bumper	Square	Bullnose
edge ordering code >	 LP1R LP2R	 LT1 LT2	 LW1R LW2R	 LB1R LB2R	 LWS1 LWS2	 LWB1 LWB2
top thickness >	7/8" 1 1/4"	7/8" 1 1/4"	7/8" 1 1/4"	7/8" 1 1/4"	7/8" 1 1/4"	7/8" 1 1/4"
edge ordering code >	 LPF1R LPF2R		 LWF1R LWF2R	 LMRA2R	 LWF1 LWF2	
top thickness >	7/8" 1 1/4"		7/8" 1 1/4"	1 1/4"	7/8" 1 1/4"	
top thickness price >	7/8" 1 1/4"	1 1/4"	7/8" 1 1/4"	1 1/4"	7/8" 1 1/4"	1 1/4"

Base Style	Table Description	Model #	Product Wt	7/8"	1 1/4"	7/8"	1 1/4"	7/8"	1 1/4"
 PA2	30 Apex	PA2 30RDFX	OS 43	1488	1494	1819	1837	2112	2125
	36 Apex	PA2 36RDFX	OS 53	1554	1580	1970	1994	2345	2368
	42 Apex	PA2 42RDFX	OS 69		1777		2461		2918
	48 Apex	PA2 48RDFX	OS 84		1931		2634		3110

To Order, Specify...

- 1 Model Number
- 2 Top Material
- 3 Edge Style and Thickness
- 4 Edge Color
- 5 Base Color
- 6 Additional Options



Laminate Wood		Veneer Wood		Veneer 1 1/4" Wood		Veneer 1 1/2" Wood		Veneer Wood	
Ergo		Flat		Square		Bullnose		Ergo	
LWE1	LWE2	VW1R	VW2R	VWS1	VWS2	VWB1	VWB2	VWE1	VWE2
7/8"	1 1/4"	7/8"	1 1/4"	7/8"	1 1/4"	7/8"	1 1/4"	7/8"	1 1/4"
Reverse Bevel		Fluted		Fluted					
LWR1		VWF1R	VWF2R	VWF1	VWF2				
7/8"		7/8"	1 1/4"	7/8"	1 1/4"				
7/8"	1 1/4"	7/8"	1 1/4"	7/8"	1 1/4"			7/8"	1 1/4"
2424	2434	2746	2765	2962		2973		3271	3283
2696	2716	3059	3083	3310		3334		3659	3681
	3367		3701			3997			4448
	3634		4171			4523			5049

Base Options

Code Price

- Casters (4), Dual Wheel Black Hard Wheel CAS66 \$ 171
- Casters (4), Dual Wheel Black Soft Wheel CAS42 \$ 171
- Casers (4), Dual Wheel Two-Tone
Soft Wheel CAS43 \$ 171

Finish Options

- Chrome \$ 165
- Nickel \$ 223
- Powder Coat, Standard n/c
- Powder Coat, Premium \$ 165
- Platinum \$ 488

Top Options

- Special Laminate TSP call
- Custom Cutout (per cutout) TCC \$ 120

Power + Data Options

Please reference the Power + Data Price List

Wire Management Options

- Plastic Legway WPL \$ 78
- 1 Round Grommet, Location K WRK \$ 76
(only available on 42" and 48")
- 1 Round Grommet, Provide Location Print WRG \$ 76



Questions?











800 876 2120

OS Quickship Program Product
For Quickship specification details,
visit www.versteel.com/quickship

top >
edge >

edge ordering code (radius corner) >
or
edge ordering code (square corner) >
top thickness >

edge ordering code (radius corner) >
or
edge ordering code (square corner) >
top thickness >
top thickness price >

Laminate PVC	Laminate T-Mold	Laminate Wood	Laminate Soft PVC	Laminate 1 1/2" Wood	Laminate 1 1/2" Wood
Flat	Convex	Flat	Bumper	Square	Bullnose
					
LP1R or LP1S 7/8"	LP2R or LP2S 1 1/4"	LT1	LT2	LW1R or LW1S 7/8"	LW2R or LW2S 1 1/4"
LB1R	LB2R	LWS1	LWS2	LWB1	LWB2
Fluted		Fluted	Reverse Bevel Acrylic	Fluted	
					
LPF1R or LPF1S 7/8"	LPF2R or LPF2S 1 1/4"	LWF1R or LWF1S 7/8"	LWF2R or LWF2S 1 1/4"	LMRA2R or LMRA2S 1 1/4"	LWF1
					LWF2
7/8"	1 1/4"	7/8"	1 1/4"	7/8"	1 1/4"
1473	1484	1805	1817	2058	2070
1520	1542	1962	1985	2265	2288
	1756		2295		2660
	1831		2400		2781

Base Style



PA2

Table Description	Model #	Product Wt
30 Apex	PA2 30SQFX	49
36 Apex	PA2 36SQFX	65
42 Apex	PA2 42SQFX	81
48 Apex	PA2 48SQFX	99

To Order, Specify...

- 1 Model Number
- 2 Top Material
- 3 Edge Style and Thickness
- 4 Edge Color
- 5 Base Color
- 6 Additional Options



Laminate Wood		Veneer Wood		Veneer 1 1/2" Wood		Veneer 1 1/2" Wood		Veneer Wood	
Ergo (all sides)		Flat		Square		Bullnose		Ergo (all sides)	
LWE1 7/8"	LWE2 1 1/4"	VW1R 7/8"	VW2R 1 1/4"	VWS1 7/8"	VWS2 1 1/4"	VWB1 7/8"	VWB2 1 1/4"	VWE1 7/8"	VWE2 1 1/4"
Reverse Bevel		Fluted		Fluted					
LWR1 7/8"		VWF1R 7/8"	VWF2R 1 1/4"	VWF1 7/8"	VWF2 1 1/4"				
7/8"	1 1/4"	7/8"	1 1/4"	7/8"	1 1/4"			7/8"	1 1/4"
2369	2376	2582	2606	2780	2787	3046	3052		
2615	2638	2856	2881	3093	3116	3390	3410		
	3109		3264				3547		3885
	3310		3668				4004		4385

Base Options

Code Price

- Casters (4), Dual Wheel Black Hard Wheel CAS66 \$ 171
- Casters (4), Dual Wheel Black Soft Wheel CAS42 \$ 171
- Casters (4), Dual Wheel Two-Tone
Soft Wheel CAS43 \$ 171

Finish Options

- Chrome \$ 165
- Nickel \$ 223
- Powder Coat, Standard n/c
- Powder Coat, Premium \$ 165
- Platinum \$ 488

Top Options

- Special Laminate TSP call
- Custom Cutout (per cutout) TCC \$ 120

Power + Data Options

Please reference the Power + Data Price List

Wire Management Options

- Plastic Legway WPL \$ 78
- 1 Round Grommet, Location K WRK \$ 76
(only available on 36, 42" and 48")
- 1 Round Grommet, Provide Location Print WRG \$ 76



Questions?










800 876 2120

OS Quickship Program Product
For Quickship specification details,
visit www.versteel.com/quickship

top >
edge >

edge ordering code (radius corner) >
or
edge ordering code (square corner) >
top thickness >

edge ordering code (radius corner) >
or
edge ordering code (square corner) >
top thickness >
top thickness price >

Laminate PVC	Laminate T-Mold	Laminate Wood	Laminate Soft PVC	Laminate 1 1/2" Wood	Laminate 1 1/2" Wood
Flat	Convex	Flat	Bumper	Square	Bullnose
 LP1R or LP1S 7/8"	 LTI 7/8"	 LW1R or LW1S 7/8"	 LB1R 7/8"	 LWS1 7/8"	 LWB1 7/8"
 LP1FR or LP1FS 7/8"		 LW1FR or LW1FS 7/8"		 LWF1 7/8"	
	7/8"		7/8"		7/8"

Base Style



Table Description	Model #	Product Wt
20 x 42 Fix	PA1 2042REFX	42
20 x 42 Tilt-Nest	PA1 2042RETN	46
20 x 48 Fix	PA1 2048REFX	45
20 x 48 Fix w/FixMod	PA1 2048REFX XM	57
20 x 48 Fix w/RemMod	PA1 2048REFX RM	57
20 x 48 Fix w/Fix		
LightweightFormMod	PA1 2048REFX XL	57
20 x 48 Fix w/Rem		
LightweightFormMod	PA1 2048REFX RL	57
20 x 48 Fix w/FixFormMod	PA1 2048REFX XF	57
20 x 48 Tilt-Nest	PA1 2048RETN	49
20 x 60 Fix	PA1 2060REFX	58
20 x 60 Fix w/FixMod	PA1 2060REFX XM	73
20 x 60 Fix w/RemMod	PA1 2060REFX RM	73
20 x 60 Fix w/Fix		
LightweightFormMod	PA1 2060REFX XL	72
20 x 60 Fix w/Rem		
LightweightFormMod	PA1 2060REFX RL	72
20 x 60 Fix w/FixFormMod	PA1 2060REFX XF	85
20 x 60 Tilt-Nest	PA1 2060RETN	59
20 x 72 Fix	PA1 2072REFX	60
20 x 72 Fix w/FixMod	PA1 2072REFX XM	78
20 x 72 Fix w/RemMod	PA1 2072REFX RM	78
20 x 72 Fix w/Fix		
LightweightFormMod	PA1 2072REFX XL	79
20 x 72 Fix w/Rem		
LightweightFormMod	PA1 2072REFX RL	79
20 x 72 Fix w/FixFormMod	PA1 2072REFX XF	98
20 x 72 Tilt-Nest	PA1 2072RETN	65

To Order, Specify...

- 1 Model Number
- 2 Top Material
- 3 Edge Style and Thickness
- 4 Edge Color
- 5 Base Color
- 6 Additional Options



Laminate Wood	Veneer Wood	Veneer 1 1/2" Wood	Veneer 1 1/2" Wood	Veneer Wood
Ergo (user side only) LWEI 7/8"	Flat VWIR or VWIS 7/8"	Square VWSI 7/8"	Bullnose VWB1 7/8"	Ergo (user side only) VWEI 7/8"
Reverse Bevel LWRI 7/8"	Fluted VWFIR or VWFIS 7/8"	Fluted VWFI 7/8"		
7/8"	7/8"	7/8"		7/8"
2056	2128	2272		2550
2455	2531	2668		2948
2111	2187	2327		2609
2493	2567	2706		2984
2344	2388	2550		2846
2770	2812	2975		3267
2543	2499	2677		3008
3008	2967	3143		3475

Base Options

	Code	Price
Casters (4), Dual Wheel Black Hard Wheel	CAS66	\$ 171
Casters (4), Dual Wheel Black Soft Wheel	CAS42	\$ 171
Casters (4), Dual Wheel Two-Tone Soft Wheel	CAS43	\$ 171

Finish Options

Chrome	\$ 165
Nickel	\$ 223
Powder Coat, Standard	n/c
Powder Coat, Premium	\$ 165
Platinum	\$ 488

Top Options

Table Link (ends only)	TLE	\$ 135
Special Laminate	TSP	call
Custom Cutout (per cutout)	TCC	\$ 120

Modesty Options

Panel, Laminate (Tilt/Nest only)	MPL	\$ 412
Panel, Veneer (Tilt/Nest only)	MPV	\$ 1022

Power + Data Options

Please reference the Power + Data Price List

Wire Management Options

Plastic Legway	WPL	\$ 78
1 Oval Brush Grommet, Location A	WOA	\$ 97
2 Oval Brush Grommets, Location D	WOD	\$ 194
2 Oval Brush Grommets, Location E	WOE	\$ 194
1 Oval Brush Grommet, Provide Location Print	WOG	\$ 97
1 Round Grommet, Location A	WRA	\$ 76
2 Round Grommets, Location D	WRD	\$ 152
2 Round Grommets, Location E	WRE	\$ 152
1 Round Grommet, Provide Location Print	WRG	\$ 76



Questions?











800 876 2120

Quickship Program Product
For Quickship specification details,
visit www.versteel.com/quickship

edge ordering code (radius corner) >
or
edge ordering code (square corner) >
top thickness >

edge ordering code (radius corner) >
or
edge ordering code (square corner) >
top thickness >
top thickness price >

top >
edge >

Laminate PVC	Laminate T-Mold	Laminate Wood	Laminate Soft PVC	Laminate 1 1/2" Wood	Laminate 1 1/2" Wood	
Flat	Convex	Flat	Bumper	Square	Bullnose	
						
LP1R or LP1S 7/8"	LTI 7/8"	LW1R or LW1S 7/8"	LB1R 7/8"	LWS1 7/8"	LWB1 7/8"	
Fluted		Fluted		Fluted		
						
LP1FR or LP1FS 7/8"		LW1FR or LW1FS 7/8"		LWF1 7/8"		
	7/8"		7/8"		7/8"	
Base Style	Table Description	Model #	Product Wt			
 PA1	20 x 84 Fix	PA1 2084REFX	≅ OS 67	1550	2073	2426
	20 x 84 Fix w/FixMod	PA1 2084REFX XM	≅ OS 89	1952	2836	
	20 x 84 Fix w/RemMod	PA1 2084REFX RM	≅ OS 89	1982	2857	
	20 x 84 Tilt-Nest	PA1 2084RETN	≅ OS 74	2325	2843	3193
	20 x 90 Fix	PA1 2090REFX	≅ OS 70	1633	2234	2639
	20 x 90 Fix w/FixMod	PA1 2090REFX XM	≅ OS 94	2057	3036	
	20 x 90 Fix w/RemMod	PA1 2090REFX RM	≅ OS 94	2074	3061	
	20 x 90 Tilt-Nest	PA1 2090RETN	≅ OS 77	2377	2978	3383
	20 x 96 Fix	PA1 2096REFX	≅ OS 74	1723	2325	2727
	20 x 96 Fix w/FixMod	PA1 2096REFX XM	≅ OS 99	2151	3135	
	20 x 96 Fix w/RemMod	PA1 2096REFX RM	≅ OS 99	2171	3159	
	20 x 96 Tilt-Nest	PA1 2096RETN	≅ OS 80	2413	3013	3420

To Order, Specify...

- 1 Model Number
- 2 Top Material
- 3 Edge Style and Thickness
- 4 Edge Color
- 5 Base Color
- 6 Additional Options



Laminate Wood	Veneer Wood	Veneer 1 1/2" Wood	Veneer 1 1/2" Wood	Veneer Wood
Ergo (user side only) LWEI 7/8"	Flat VWIR or VWIS 7/8"	Square VWSI 7/8"	Bullnose VWBI 7/8"	Ergo (user side only) VWEI 7/8"
Reverse Bevel LWRI 7/8"	Fluted VWFIR or VWFIS 7/8"	Fluted VWFI 7/8"		
7/8"	7/8"	7/8"		7/8"
2932	2723	2923		3272
3777	3492	3698		4044
3039	2906	3140		3514
3782	3649	3885		4257
3127	2997	3230		3600
4253	3684	3917		4290

Base Options

	Code	Price
Casters (4), Dual Wheel Black Hard Wheel	CAS66	\$ 171
Casters (4), Dual Wheel Black Soft Wheel	CAS42	\$ 171
Casters (4), Dual Wheel Two-Tone Soft Wheel	CAS43	\$ 171

Finish Options

Chrome	\$ 165
Nickel	\$ 223
Powder Coat, Standard	n/c
Powder Coat, Premium	\$ 165
Platinum	\$ 488

Top Options

Table Link (ends only)	TLE	\$ 135
Special Laminate	TSP	call
Custom Cutout (per cutout)	TCC	\$ 120

Modesty Options

Panel, Laminate (Tilt/Nest only)	MPL	\$ 412
Panel, Veneer (Tilt/Nest only)	MPV	\$ 1022

Power + Data Options

Please reference the Power + Data Price List

Wire Management Options

Plastic Legway	WPL	\$ 78
1 Oval Brush Grommet, Location A	WOA	\$ 97
2 Oval Brush Grommets, Location D	WOD	\$ 194
2 Oval Brush Grommets, Location E	WOE	\$ 194
1 Oval Brush Grommet, Provide Location Print	WOG	\$ 97
1 Round Grommet, Location A	WRA	\$ 76
2 Round Grommets, Location D	WRD	\$ 152
2 Round Grommets, Location E	WRE	\$ 152
1 Round Grommet, Provide Location Print	WRG	\$ 76



Questions?

800 876 2120

OS Quickship Program Product
For Quickship specification details,
visit www.versteel.com/quickship

top >
edge >

edge ordering code (radius corner) >
or
edge ordering code (square corner) >
top thickness >

edge ordering code (radius corner) >
or
edge ordering code (square corner) >
top thickness >
top thickness price >

Laminate PVC	Laminate T-Mold	Laminate Wood	Laminate Soft PVC	Laminate 1 1/2" Wood	Laminate 1 1/2" Wood
Flat	Convex	Flat	Bumper	Square	Bullnose
LPIR or LPI S 7/8"	LTI 1 7/8"	LWIR or LWIS 7/8"	LBIR 7/8"	LWSI 7/8"	LWB1 7/8"
Fluted		Fluted		Fluted	
LPIFR or LPIFS 7/8"		LWIFR or LWIFS 7/8"		LWFI 7/8"	
	7/8"		7/8"		7/8"
PA1 2442REFX OS	46	1268	1582	1790	
PA1 2442RETN OS	49	1646	1956	2170	
PA1 2448REFX OS	49	1325	1636	1848	
PA1 2448REFX XM OS	64	1721	2428		
PA1 2448REFX RM OS	64	1763	2469		
PA1 2448REFX XL	64	1763	2074		
PA1 2448REFX RL	64	1763	2074		
PA1 2448REFX XF	64	2015	2326		
PA1 2448RETN OS	53	1684	1995	2205	
PA1 2460REFX OS	58	1409	1799	2058	
PA1 2460REFX XM OS	73	1804	2484		
PA1 2460REFX RM OS	73	1848	2530		
PA1 2460REFX XL	72	1848	2233		
PA1 2460REFX RL	72	1848	2233		
PA1 2460REFX XF	85	2097	2486		
PA1 2460RETN OS	64	1808	2199	2462	
PA1 2472REFX OS	65	1490	1913	2200	
PA1 2472REFX XM OS	84	1956	3026		
PA1 2472REFX RM OS	84	1997	3071		
PA1 2472REFX XL	84	1997	2424		
PA1 2472REFX RL	84	1997	2424		
PA1 2472REFX XF	99	2178	2603		
PA1 2472RETN OS	71	1934	2355	2644	

Base Style



PA1

Table Description	Model #	Product Wt
24 x 42 Fix	PA1 2442REFX	46
24 x 42 Tilt-Nest	PA1 2442RETN	49
24 x 48 Fix	PA1 2448REFX	49
24 x 48 Fix w/FixMod	PA1 2448REFX XM	64
24 x 48 Fix w/RemMod	PA1 2448REFX RM	64
24 x 48 Fix w/Fix LightweightFormMod	PA1 2448REFX XL	64
24 x 48 Fix w/Rem LightweightFormMod	PA1 2448REFX RL	64
24 x 48 Fix w/FixFormMod	PA1 2448REFX XF	64
24 x 48 Tilt-Nest	PA1 2448RETN	53
24 x 60 Fix	PA1 2460REFX	58
24 x 60 Fix w/FixMod	PA1 2460REFX XM	73
24 x 60 Fix w/RemMod	PA1 2460REFX RM	73
24 x 60 Fix w/Fix LightweightFormMod	PA1 2460REFX XL	72
24 x 60 Fix w/Rem LightweightFormMod	PA1 2460REFX RL	72
24 x 60 Fix w/FixFormMod	PA1 2460REFX XF	85
24 x 60 Tilt-Nest	PA1 2460RETN	64
24 x 72 Fix	PA1 2472REFX	65
24 x 72 Fix w/FixMod	PA1 2472REFX XM	84
24 x 72 Fix w/RemMod	PA1 2472REFX RM	84
24 x 72 Fix w/Fix LightweightFormMod	PA1 2472REFX XL	84
24 x 72 Fix w/Rem LightweightFormMod	PA1 2472REFX RL	84
24 x 72 Fix w/FixFormMod	PA1 2472REFX XF	99
24 x 72 Tilt-Nest	PA1 2472RETN	71

To Order, Specify...

- 1 Model Number
- 2 Top Material
- 3 Edge Style and Thickness
- 4 Edge Color
- 5 Base Color
- 6 Additional Options



Laminate Wood	Laminate Urethane	Laminate Urethane/PVC	Veneer Wood	Veneer 1 1/4" Wood	Veneer 1 1/4" Wood	Veneer Wood
Ergo (user side only) LWEI 7/8"	Ergo (user side only) LUEI 7/8"	Ergo (user side only) LUPEIR or LUPEIS 7/8"	Flat VWIR or VWIS 7/8"	Square VWSI 7/8"	Bullnose VWBI 7/8"	Ergo (user side only) VWEI 7/8"
Reverse Bevel LWRI 7/8"	1/4" urethane on remaining sides	PVC on remaining sides	Fluted VWFIR or VWFIS 7/8"	Fluted VWFI 7/8"		
7/8"	7/8"	7/8"	7/8"	7/8"		7/8"
2078	1643	2103	2153	2294		2573
2455	1971	2478	2531	2668		2948
2134	1715	2201 2768 2812 2812 2812 2953	2207	2350		2626
2493	1997	2559	2567	2706		2984
2366	1827	2455 2978 3055 3055 3055 3179	2410	2571		2866
2770	2256	2854	2812	2975		3267
2564	1891	2658 3360 3392 3392 3392 3457	2521	2699		3028
3008	2295	3103	2967	3143		3475

Base Options

	Code	Price
Casters (4), Dual Wheel Black Hard Wheel	CAS66	\$ 171
Casters (4), Dual Wheel Black Soft Wheel	CAS42	\$ 171
Casters (4), Dual Wheel Two-Tone		
Soft Wheel	CAS43	\$ 171

Finish Options

Chrome	\$ 165
Nickel	\$ 223
Powder Coat, Standard	n/c
Powder Coat, Premium	\$ 165
Platinum	\$ 488

Top Options

Table Link (ends only)	TLE	\$ 135
Special Laminate	TSP	call
Custom Cutout (per cutout)	TCC	\$ 120

Modesty Options

Panel, Laminate (Tilt/Nest only)	MPL	\$ 412
Panel, Veneer (Tilt/Nest only)	MPV	\$ 1022

Power + Data Options

Please reference the Power + Data Price List

Wire Management Options

Plastic Legway	WPL	\$ 78
1 Oval Brush Grommet, Location A	WOA	\$ 97
2 Oval Brush Grommets, Location D	WOD	\$ 194
2 Oval Brush Grommets, Location E	WOE	\$ 194
1 Oval Brush Grommet, Provide Location Print	WOG	\$ 97
1 Round Grommet, Location A	WRA	\$ 76
2 Round Grommets, Location D	WRD	\$ 152
2 Round Grommets, Location E	WRE	\$ 152
1 Round Grommet, Provide Location Print	WRG	\$ 76



Laminate Wood	Laminate Urethane	Laminate Urethane/PVC	Veneer Wood	Veneer 1 1/4" Wood	Veneer 1 1/2" Wood	Veneer Wood
Ergo (user side only) LWEI 7/8"	Ergo (user side only) LUEI 7/8"	Ergo (user side only) LUPEIR or LUPEIS 7/8"	Flat VWIR or VWIS 7/8"	Square VWSI 7/8"	Bullnose VWBI 7/8"	Ergo (user side only) VWEI 7/8"
Reverse Bevel LWRI 7/8"	1/4" urethane on remaining sides	PVC on remaining sides	Fluted VWFIR or VWFIS 7/8"	Fluted VWFI 7/8"		
7/8"	7/8"	7/8"	7/8"	7/8"	7/8"	7/8"
3027		3265 3750 3807	2744	2946		3294
3777		4014	3492	3698		4044
3061		3311 4110 4169	2931	3162		3539
3782		4028	3649	3885		4257
3152		3396 4212 4255	3020	3253		3625
4253		4067	3684	3917		

Base Options

	Code	Price
Casters (4), Dual Wheel Black Hard Wheel	CAS66	\$ 171
Casters (4), Dual Wheel Black Soft Wheel	CAS42	\$ 171
Casters (4), Dual Wheel Two-Tone Soft Wheel	CAS43	\$ 171

Finish Options

Chrome	\$ 165
Nickel	\$ 223
Powder Coat, Standard	n/c
Powder Coat, Premium	\$ 165
Platinum	\$ 488

Top Options

Table Link (ends only)	TLE	\$ 135
Special Laminate	TSP	call
Custom Cutout (per cutout)	TCC	\$ 120

Modesty Options

Panel, Laminate (Tilt/Nest only)	MPL	\$ 412
Panel, Veneer (Tilt/Nest only)	MPV	\$ 1022

Power + Data Options

Please reference the Power + Data Price List

Wire Management Options

Plastic Legway	WPL	\$ 78
1 Oval Brush Grommet, Location A	WOA	\$ 97
2 Oval Brush Grommets, Location D	WOD	\$ 194
2 Oval Brush Grommets, Location E	WOE	\$ 194
1 Oval Brush Grommet, Provide Location Print	WOG	\$ 97
1 Round Grommet, Location A	WRA	\$ 76
2 Round Grommets, Location D	WRD	\$ 152
2 Round Grommets, Location E	WRE	\$ 152
1 Round Grommet, Provide Location Print	WRG	\$ 76



Questions?

800 876 2120










Quickship Program Product
For Quickship specification details,
visit www.versteel.com/quickship

top >
edge >

edge ordering code (radius corner) >
or
edge ordering code (square corner) >
top thickness >

edge ordering code (radius corner) >
or
edge ordering code (square corner) >
top thickness >

top thickness price >

Laminate PVC	Laminate T-Mold	Laminate Wood	Laminate Soft PVC	Laminate 1 1/2" Wood	Laminate 1 1/2" Wood
Flat	Convex	Flat	Bumper	Square	Bullnose
 LP1R or LP1S 7/8"	 LTI 7/8"	 LW1R or LW1S 7/8"	 LB1R 7/8"	 LWS1 7/8"	 LWB1 7/8"
 LPF1R or LPF1S 7/8"		 LWF1R or LWF1S 7/8"		 LWF1 7/8"	
	7/8"		7/8"		7/8"

Base Style



PA1

Table Description	Model #	Product Wt
30 x 42 Fix	PA1 3042REFX	50
30 x 42 Tilt-Nest	PA1 3042RETN	55
30 x 48 Fix	PA1 3048REFX	54
30 x 48 Fix w/FixMod	PA1 3048REFX XM	70
30 x 48 Fix w/RemMod	PA1 3048REFX RM	70
30 x 48 Fix w/Fix LightweightFormMod	PA1 3048REFX XL	70
30 x 48 Fix w/Rem LightweightFormMod	PA1 3048REFX RL	70
30 x 48 Fix w/FixFormMod	PA1 3048REFX XF	70
30 x 48 Tilt-Nest	PA1 3048RETN	59
30 x 60 Fix	PA1 3060REFX	64
30 x 60 Fix w/FixMod	PA1 3060REFX XM	79
30 x 60 Fix w/RemMod	PA1 3060REFX RM	79
30 x 60 Fix w/Fix LightweightFormMod	PA1 3060REFX XL	79
30 x 60 Fix w/Rem LightweightFormMod	PA1 3060REFX RL	79
30 x 60 Fix w/FixFormMod	PA1 3060REFX XF	91
30 x 60 Tilt-Nest	PA1 3060RETN	72
30 x 72 Fix	PA1 3072REFX	73
30 x 72 Fix w/FixMod	PA1 3072REFX XM	92
30 x 72 Fix w/RemMod	PA1 3072REFX RM	92
30 x 72 Fix w/Fix LightweightFormMod	PA1 3072REFX XL	92
30 x 72 Fix w/Rem LightweightFormMod	PA1 3072REFX RL	92
30 x 72 Fix w/FixFormMod	PA1 3072REFX XF	106
30 x 72 Tilt-Nest	PA1 3072RETN	81

To Order, Specify...

- 1 Model Number
- 2 Top Material
- 3 Edge Style and Thickness
- 4 Edge Color
- 5 Base Color
- 6 Additional Options



Laminate Wood	Laminate Urethane	Laminate Urethane/PVC	Veneer Wood	Veneer 1 1/4" Wood	Veneer 1 1/2" Wood	Veneer Wood
Ergo (user side only) LWEI 7/8"	Ergo (user side only) LUEI 7/8"	Ergo (user side only) LUPEIR or LUPEIS 7/8"	Flat VWIR or VWIS 7/8"	Square VWSI 7/8"	Bullnose VWBI 7/8"	Ergo (user side only) VWEI 7/8"
Reverse Bevel LWRI 7/8"	1/4" urethane on remaining sides	PVC on remaining sides	Fluted VWFIR or VWFIS 7/8"	Fluted VWFI 7/8"		
7/8"	7/8"	7/8"	7/8"	7/8"	7/8"	7/8"
2026	1669	2259	2142	2280	2543	
2483	2118	2713	2594	2735	3000	
2280	1740	2345	2355	2517	2810	
		2900				
		2941				
		0				
		2941				
		0				
		2941				
		3047				
2691	2206	2753	2770	2927	3219	
2517	1882	2612	2582	2764	3098	
		3137				
		3264				
		0				
		3264				
		0				
		3264				
		3423				
3115	2405	3205	3177	3358	3692	
2831	1992	2884	2824	3031	3312	
		3566				
		3619				
		0				
		3619				
		0				
		3619				
		3696				
3471	2506	3522	3460	3668	3947	

Base Options

	Code	Price
Casters (4), Dual Wheel Black Hard Wheel	CAS66	\$ 171
Casters (4), Dual Wheel Black Soft Wheel	CAS42	\$ 171
Casters (4), Dual Wheel Two-Tone		
Soft Wheel	CAS43	\$ 171

Finish Options

Chrome	\$ 165
Nickel	\$ 223
Powder Coat, Standard	n/c
Powder Coat, Premium	\$ 165
Platinum	\$ 488

Top Options

Table Link (ends only)	TLE	\$ 135
Special Laminate	TSP	call
Custom Cutout (per cutout)	TCC	\$ 120

Modesty Options

Panel, Laminate (Tilt/Nest only)	MPL	\$ 412
Panel, Veneer (Tilt/Nest only)	MPV	\$ 1022

Power + Data Options

Please reference the Power + Data Price List

Wire Management Options

Plastic Legway	WPL	\$ 78
1 Oval Brush Grommet, Location A	WOA	\$ 97
2 Oval Brush Grommets, Location D	WOD	\$ 194
2 Oval Brush Grommets, Location E	WOE	\$ 194
1 Oval Brush Grommet, Provide Location Print	WOG	\$ 97
1 Round Grommet, Location A	WRA	\$ 76
2 Round Grommets, Location D	WRD	\$ 152
2 Round Grommets, Location E	WRE	\$ 152
1 Round Grommet, Provide Location Print	WRG	\$ 76



Laminate Wood	Laminate Urethane	Laminate Urethane/PVC	Veneer Wood	Veneer 1 1/4" Wood	Veneer 1 1/2" Wood	Veneer Wood
Ergo (user side only) LWEI 7/8"	Ergo (user side only) LUEI 7/8"	Ergo (user side only) LUPEIR or LUPEIS 7/8"	Flat VWIR or VWIS 7/8"	Square VWSI 7/8"	Bullnose VWBI 7/8"	Ergo (user side only) VWEI 7/8"
Reverse Bevel LWRI 7/8"	1/4" urethane on remaining sides	PVC on remaining sides	Fluted VWFIR or VWFIS 7/8"	Fluted VWFI 7/8"		
7/8"	7/8"	7/8"	7/8"	7/8"		7/8"
3163		3382 3959 4004	3039	3272		3634
4253 3399		4364 3576 4368 4412	4025 3280	4253 3549		4618 3932
4355		4528	4233	4498		4883
3490		3665 4472 4515	3368	3634		4020
4392		4561	4268	4535		4919

Base Options

	Code	Price
Casters (4), Dual Wheel Black Hard Wheel	CAS66	\$ 171
Casters (4), Dual Wheel Black Soft Wheel	CAS42	\$ 171
Casters (4), Dual Wheel Two-Tone		
Soft Wheel	CAS43	\$ 171

Finish Options

Chrome	\$ 165
Nickel	\$ 223
Powder Coat, Standard	n/c
Powder Coat, Premium	\$ 165
Platinum	\$ 488

Top Options

Table Link (ends only)	TLE	\$ 135
Special Laminate	TSP	call
Custom Cutout (per cutout)	TCC	\$ 120

Modesty Options

Panel, Laminate (Tilt/Nest only)	MPL	\$ 412
Panel, Veneer (Tilt/Nest only)	MPV	\$ 1022







Power + Data Options

Please reference the Power + Data Price List

Wire Management Options

Plastic Legway	WPL	\$ 78
1 Oval Brush Grommet, Location A	WOA	\$ 97
2 Oval Brush Grommets, Location D	WOD	\$ 194
2 Oval Brush Grommets, Location E	WOE	\$ 194
1 Oval Brush Grommet, Provide Location Print	WOG	\$ 97
1 Round Grommet, Location A	WRA	\$ 76
2 Round Grommets, Location D	WRD	\$ 152
2 Round Grommets, Location E	WRE	\$ 152
1 Round Grommet, Provide Location Print	WRG	\$ 76



Veneer Wood	Veneer 1 1/4" Wood	Veneer 1 1/4" Wood
Flat  VW2R or VW2S 1 1/4"	Square  VWS2 VWS3 1 1/4" 1 3/4"	Bullnose  VWB2 VWB3 1 1/4" 1 3/4"
Fluted  VWF2R or VWF2S 1 1/4"	Fluted  VWF2 VWF3 1 1/4" 1 3/4"	Reverse Bevel  VWR2 1 1/4" only
1 1/4"	1 1/4"	1 3/4"
4457	4892	5058
4841	5322	5503
5190	5713	5908
5574	6136	6336
6771	6975	8102
8266	9060	9752
9934	10896	12449
8114	8674	9711
10098	10701	11092
12586	13165	13487
15547	17101	17823

Finish Options

Chrome	\$ 165
Nickel	\$ 223
Powder Coat, Standard	n/c
Powder Coat, Premium	\$ 165
Platinum	\$ 488

Top Options

2-Piece Top (120" length only)	T2P \$ 629
Special Laminate	TSP call
Custom Cutout (per cutout)	TCC \$ 120

Power + Data Options

Please reference the Power + Data Price List

Wire Management Options

1 Oval Brush Grommet, Location K	WOK \$ 97
1 Oval Brush Grommet, Provide Location Print	WOG \$ 97
1 Round Grommet, Location K	WRK \$ 76
1 Round Grommet, Provide Location Print	WRG \$ 76
Power Hatch (black), Available in 6" increments ...	WPH
24" or less (each)	\$ 256
25" to 48" (each)	\$ 333
49" to 81" (each)	\$ 405
Accessory Wire Column	AWC \$ 280

Only available with Power Hatch



Questions?

800 876 2120

Ⓜ Indicates Number of Bases

Ⓜ Quickship Program Product
For Quickship specification details,
visit www.versteel.com/quickship

top >
edge >

edge ordering code >
or
edge ordering code >
top thickness >

edge ordering code >
or
edge ordering code >
top thickness >
top thickness price >







Laminate PVC	Laminate T-Mold	Laminate Wood	Laminate Soft PVC	Laminate 1 1/2" Wood	Laminate 1 1/2" Wood
Flat	Convex	Flat	Bumper	Square	Bullnose
LP2R LP3R	LT2 LT3	LW2R	LB2R	LWS2 LWS3	LWB2 LWB3
1 1/4" 1 3/4"	1 1/4" 1 3/4"	1 1/4"	1 1/4"	1 1/4" 1 3/4"	1 1/4" 1 3/4"
LPF2R LPF3R		LWF2R	LMRA2R	LWF2 LWF3	LWR2
1 1/4" 1 3/4"		1 1/4"	1 1/4"	1 1/4" 1 3/4"	1 1/4" only
1 1/4" 1 3/4"		1 1/4"		1 1/4"	1 3/4"
2571 2833		3948		4877	4990
2795 3112		4167		5096	5308
2836 3167		4296		5282	5416
4157 4616		5564		6620	7077
5068 5633		6786		8078	8493
5968 6634		7996		9514	10301
7737 8593		10365		12044	13580
9328 10483		13392		16332	16837

Base Style	Table Description	Model #	Product Wt
	42 x 84 Fix	PA3 4284RAFX	Ⓜ 143
	42 x 96 Fix	PA3 4296RAFX	Ⓜ 160
	48 x 96 Fix	PA3 4896RAFX	Ⓜ 176
	48 x 120 Fix	PA3 48120RAFX ⑤	Ⓜ 233
	48 x 144 Fix	PA3 48144RAFX ⑥	272
	60 x 144 Fix	PA3 60144RAFX ③	339
	60 x 192 Fix	PA3 60192RAFX ③	437
	60 x 240 Fix	PA3 60240RAFX ⑩	553

To Order, Specify...

- ① Model Number
- ② Top Material
- ③ Edge Style and Thickness
- ④ Edge Color
- ⑤ Base Color
- ⑥ Additional Options



Veneer Wood	Veneer 1 1/4" Wood	Veneer 1 1/4" Wood
Flat	Square	Bullnose
		
VW2R	VWS2 VWS3	VWB2 VWB3
1 1/4"	1 1/4" 1 3/4"	1 1/4" 1 3/4"
Fluted	Fluted	Reverse Bevel
		
VWF2R	VWF2 VWF3	VWR2
1 1/4"	1 1/4" 1 3/4"	1 1/4" only
1 1/4"	1 1/4"	1 3/4"
6584	7254	7514
7156	7888	8153
7033	8082	8359
8473	9239	9773
10337	11268	12614
12179	13273	15161
15784	17204	19833
19922	22133	24591

Finish Options

Chrome	\$ 165
Nickel	\$ 223
Powder Coat, Standard	n/c
Powder Coat, Premium	\$ 165
Platinum	\$ 488

Top Options

2-Piece Top (120" length only)	T2P \$ 629
Special Laminate	TSP call
Custom Cutout (per cutout)	TCC \$ 120

Power + Data Options

Please reference the Power + Data Price List

Wire Management Options

1 Oval Brush Grommet, Location K	WOK \$ 97
1 Oval Brush Grommet, Provide Location Print	WOG \$ 97
1 Round Grommet, Location K	WRK \$ 76
1 Round Grommet, Provide Location Print	WRG \$ 76
Power Hatch (black), Available in 6" increments ...	WPH
24" or less (each)	\$ 256
25" to 48" (each)	\$ 333
49" to 81" (each)	\$ 405
Accessory Wire Column	AWC \$ 280

Only available with Power Hatch



Questions?

800 876 2120

Ⓜ Indicates Number of Bases

Ⓜ Quickship Program Product
For Quickship specification details,
visit www.versteel.com/quickship

top >
edge >

edge ordering code >
or
edge ordering code >
top thickness >

edge ordering code >
or
edge ordering code >
top thickness >
top thickness price >

Laminate PVC	Laminate T-Mold	Laminate Wood	Laminate Soft PVC	Laminate 1 1/2" Wood	Laminate 1 1/2" Wood		
Flat	Convex	Flat	Bumper	Square	Bullnose		
LP2R LP3R	LT2 LT3	LW2R	LB2R	LWS2 LWS3	LWB2 LWB3		
1 1/4" 1 3/4"	1 1/4" 1 3/4"	1 1/4"	1 1/4"	1 1/4" 1 3/4"	1 1/4" 1 3/4"		
Fluted		Fluted	Reverse Bevel Acrylic	Fluted	Reverse Bevel		
LPF2R LPF3R		LWF2R	LMRA2R	LWF2 LWF3	LWR2		
1 1/4" 1 3/4"		1 1/4"	1 1/4"	1 1/4" 1 3/4"	1 1/4" only		
1 1/4"	1 3/4"	1 1/4"		1 1/4"	1 3/4"		
Boat							
42 x 48 x 96 Fix	PA3 4296BTFX ⑥ Ⓜ	204	3523	3724	5049	6437	7148
42 x 48 x 120 Fix	PA3 42120BTFX ⑥ Ⓜ	241	4088	4323	5797	7324	8130
42 x 48 x 144 Fix	PA3 42144BTFX ⑧	297	4963	5246	6859	10440	11586
48 x 60 x 192 Fix	PA3 48192BTFX ⑧	437	6888	7279	9252	9628	10686
48 x 60 x 240 Fix	PA3 48240BTFX ⑩	546	8385	8848	11188	15651	17374
Arc Boat							
42 x 48 x 96 Fix	PA3 4296ABFX ⑥ Ⓜ	204	3523	3724	5049	6437	7148
42 x 48 x 120 Fix	PA3 42120ABFX ⑥ Ⓜ	241	4088	4323	5797	7324	8130
42 x 48 x 144 Fix	PA3 42144ABFX ⑧	297	4963	5246	6859	10440	11586
48 x 60 x 192 Fix	PA3 48192ABFX ⑧	437	6888	7279	9252	9628	10686
48 x 60 x 240 Fix	PA3 48240ABFX ⑩	546	8385	8848	11188	15651	17374

Base Style

Table Description

Model #

Product Wt









PA3

To Order, Specify...

- ① Model Number
- ② Top Material
- ③ Edge Style and Thickness
- ④ Edge Color
- ⑤ Base Color
- ⑥ Additional Options



Veneer Wood	Veneer 1 1/4" Wood	Veneer 1 1/4" Wood
Flat  VW2R 1 1/4"	Square  VWS2 VWS3 1 1/4" 1 3/4"	Bullnose  VWB2 VWB3 1 1/4" 1 3/4"
Fluted  VWF2R 1 1/4"	Fluted  VWF2 VWF3 1 1/4" 1 3/4"	Reverse Bevel  VWR2 1 1/4" only
1 1/4"	1 1/4"	1 3/4"
8364	8511	9447
10268	10412	11559
12983	13126	14571
16333	21443	23801
16535	23684	24013
8364	8511	9447
10268	10412	11559
12983	13126	14571
16333	21443	23801
16535	23684	24013

Finish Options

Chrome	\$ 165
Nickel	\$ 223
Powder Coat, Standard	n/c
Powder Coat, Premium	\$ 165
Platinum	\$ 488

Top Options

2-Piece Top (120" length only)	T2P \$ 629
Special Laminate	TSP call
Custom Cutout (per cutout)	TCC \$ 120

Power + Data Options

Please reference the Power + Data Price List

Wire Management Options

1 Oval Brush Grommet, Location K	WOK \$ 97
1 Oval Brush Grommet, Provide Location Print	WOG \$ 97
1 Round Grommet, Location K	WRK \$ 76
1 Round Grommet, Provide Location Print	WRG \$ 76
Power Hatch (black), Available in 6" increments ...	WPH
24" or less (each)	\$ 256
25" to 48" (each)	\$ 333
49" to 81" (each)	\$ 405
Accessory Wire Column	AWC \$ 280

Only available with Power Hatch



Questions?

800 876 2120

Ⓜ Indicates Number of Bases
 Ⓢ Quickship Program Product
 For Quickship specification details,
 visit www.versteel.com/quickship

top >
edge >

edge ordering code (radius corner) >
or
edge ordering code (square corner) >
top thickness >

edge ordering code (radius corner) >
or
edge ordering code (square corner) >
top thickness >
top thickness price >







Laminate PVC	Laminate T-Mold	Laminate Wood	Laminate Soft PVC	Laminate 1 1/2" Wood	Laminate 1 1/2" Wood	
Flat	Convex	Flat	Bumper	Square	Bullnose	
LP2R or LP2S 1 1/4"	LP3R or LP3S 1 3/4"	LT2 LT3 1 1/4" 1 3/4"	LW2R or LW2S 1 1/4"	LB2R 1 1/4"	LWS2 LWS3 1 1/4" 1 3/4"	LWB2 LWB3 1 1/4" 1 3/4"
Fluted		Fluted	Reverse Bevel Acrylic	Fluted	Reverse Bevel	
LPF2R or LPF2S 1 1/4"	LPF3R or LPF3S 1 3/4"	LWF2R or LWF2S 1 1/4"	LMRA2R or LMRA2S 1 1/4"	LWF2 LWF3 1 1/4" 1 3/4"	LWR2 1 1/4" only	
1 1/4"	1 3/4"	1 1/4"	1 1/4"	1 1/4"	1 3/4"	

Base Style	Table Description	Model #	Product Wt
	Video Conference		
	36 x 48 x 96 Fix	PA3 3696VCFX Ⓜ Ⓢ	191
	36 x 48 x 120 Fix	PA3 36120VCFX Ⓜ Ⓢ	225
	36 x 48 x 144 Fix	PA3 36144VCFX Ⓜ	277
	48 x 60 x 120 Fix	PA348120VCFX Ⓜ Ⓢ	274
	48 x 60 x 144 Fix	PA3 48144VCFX Ⓜ	336
	48 x 60 x 192 Fix	PA3 48192VCFX Ⓜ	442
	48 x 60 x 240 Fix	PA3 48240VCFX Ⓜ	530
	Video Arc Conference		
	36 x 48 x 96 Fix	PA3 3696AVFX Ⓜ Ⓢ	191
	36 x 48 x 120 Fix	PA3 36120AVFX Ⓜ Ⓢ	225
	36 x 48 x 144 Fix	PA3 36144AVFX Ⓜ	277
	48 x 60 x 120 Fix	PA348120AVFX Ⓜ Ⓢ	274
	48 x 60 x 144 Fix	PA3 48144AVFX Ⓜ	336
48 x 60 x 192 Fix	PA3 48192AVFX Ⓜ	442	
48 x 60 x 240 Fix	PA3 48240AVFX Ⓜ	530	

To Order, Specify...

- 1 Model Number
- 2 Top Material
- 3 Edge Style and Thickness
- 4 Edge Color
- 5 Base Color
- 6 Additional Options



Veneer Wood	Veneer 1 1/4" Wood	Veneer 1 1/4" Wood
Flat  VW2R or VW2S 1 1/4"	Square  VWS2 VWS3 1 1/4" 1 3/4"	Bullnose  VWB2 VWB3 1 1/4" 1 3/4"
Fluted  VWF2R or VWF2S 1 1/4"	Fluted  VWF2 VWF3 1 1/4" 1 3/4"	Reverse Bevel  VWR2 1 1/4" only
1 1/4"	1 1/4"	1 3/4"
8019	8860	9137
8738	9610	10674
11242	12362	13764
11804	12981	14452
12392	15280	15426
13678	20093	20240
15617	23777	23924
8019	8860	9137
8738	9610	10674
11242	12362	13764
11804	12981	14452
12392	15280	15426
13678	20093	20240
15617	23777	23924

Finish Options

Chrome	\$ 165
Nickel	\$ 223
Powder Coat, Standard	n/c
Powder Coat, Premium	\$ 165
Platinum	\$ 488

Top Options

2-Piece Top (120" length only)	T2P \$ 629
Special Laminate	TSP call
Custom Cutout (per cutout)	TCC \$ 120

Power + Data Options

Please reference the Power + Data Price List

Wire Management Options

1 Oval Brush Grommet, Location K	WOK \$ 97
1 Oval Brush Grommet, Provide Location Print	WOG \$ 97
1 Round Grommet, Location K	WRK \$ 76
1 Round Grommet, Provide Location Print	WRG \$ 76
Power Hatch (black), Available in 6" increments ...	WPH
24" or less (each)	\$ 256
25" to 48" (each)	\$ 333
49" to 81" (each)	\$ 405
Accessory Wire Column	AWC \$ 280

Only available with Power Hatch













Questions?


800 876 2120

top >
edge >

edge ordering code (radius corner) >
or
edge ordering code (square corner) >
top thickness >

edge ordering code (radius corner) >
or
edge ordering code (square corner) >
top thickness >
top thickness price >

Laminate PVC	Laminate Wood	Laminate 1 1/4" Wood	Veneer Wood	Veneer 1 1/4" Wood
Flat 	Flat 	Square 	Flat 	Square 
LP2R or LP2S 1 1/4"	LW2R or LW2S 1 1/4"	LWS2 1 1/4"	VW2R or VW2S 1 1/4"	VWS2 1 1/4"
Fluted 	Fluted 	Fluted 	Fluted 	Fluted 
LPF2R or LPF2S 1 1/4"	LWF2R or LWF2S 1 1/4"	LWF2 1 1/4"	VWF2R or VWF2S 1 1/4"	VWF2 1 1/4"
1 1/4"	1 1/4"	1 1/4"	1 1/4"	1 1/4"

Base Style	Table Description	Model #	Product Wt
 PAZ	20 x 60 Fix w/FixMod	PAZ 2060REFX	51
	20 x 72 Fix w/FixMod	PAZ 2072REFX	61
	20 x 84 Fix w/FixMod	PAZ 2084REFX	71
	24 x 60 Fix w/FixMod	PAZ 2460REFX	59
	24 x 72 Fix w/FixMod	PAZ 2472REFX	70
	24 x 84 Fix w/FixMod	PAZ 2484REFX	82
	30 x 60 Fix w/FixMod	PAZ 3060REFX	70
	30 x 72 Fix w/FixMod	PAZ 3072REFX	84
	30 x 84 Fix w/FixMod	PAZ 3084REFX	98

To Order, Specify...

- 1 Model Number
- 2 Top Material
- 3 Edge Style and Thickness
- 4 Edge Color
- 5 Base Color
- 6 Additional Options



Finish Options

Chrome	\$ 165
Nickel	\$ 223
Powder Coat, Standard	n/c
Powder Coat, Premium	\$ 165
Platinum	\$ 488

Top Options

Special Laminate	TSP	call
Custom Cutout (per cutout)	TCC	\$ 120

Power + Data Options

Please reference the Power + Data Price List

Wire Management Options

Plastic Legway	WPL	\$ 78
1 Round Grommet, Provide Location Print	WRG	\$ 76



Questions?

800 876 2120

top >
edge >

edge ordering code (radius corner) >
or
edge ordering code (square corner) >
top thickness >

edge ordering code (radius corner) >
or
edge ordering code (square corner) >
top thickness >
top thickness price >

Laminate PVC	Laminate Wood	Laminate 1 1/4" Wood	Veneer Wood	Veneer 1 1/4" Wood
Flat	Flat	Square	Flat	Square
LP2R or LP2S 1 1/4"	LW2R or LW2S 1 1/4"	LWS2 1 1/4"	VW2R or VW2S 1 1/4"	VWS2 1 1/4"
Fluted	Fluted	Fluted	Fluted	Fluted
LPF2R or LPF2S 1 1/4"	LWF2R or LWF2S 1 1/4"	LWF2 1 1/4"	VWF2R or VWF2S 1 1/4"	VWF2 1 1/4"
1 1/4"	1 1/4"	1 1/4"	1 1/4"	1 1/4"

Base Style

Table Description

Model #

Product Wt



PAD

36 x 72 Fix	PAD 3672REFX	122
36 x 84 Fix	PAD 3684REFX	136
36 x 96 Fix	PAD 3696REFX	150
42 x 72 Fix	PAD 4272REFX	136
42 x 84 Fix	PAD 4284REFX	152
42 x 96 Fix	PAD 4296REFX	168
48 x 72 Fix	PAD 4872REFX	150
48 x 84 Fix	PAD 4884REFX	168
48 x 96 Fix	PAD 4896REFX	187

To Order, Specify...

- 1 Model Number
- 2 Top Material
- 3 Edge Style and Thickness
- 4 Edge Color
- 5 Base Color
- 6 Additional Options



Finish Options

Chrome	\$ 165
Nickel	\$ 223
Powder Coat, Standard	n/c
Powder Coat, Premium	\$ 165
Platinum	\$ 488

Top Options

Special Laminate	TSP	call
Custom Cutout (per cutout)	TCC	\$ 120

Power + Data Options

Please reference the Power + Data Price List

Wire Management Options

Plastic Legway	WPL	\$ 78
1 Round Grommet, Provide Location Print	WRG	\$ 76


Laminate, Standard Core Construction

The standard top construction consists of 45-50 lb particleboard, surfaced with a high pressure laminate on all sides of the top and legs. Laminate panels are 2" thick. Table is predrilled for field installation.

Integrated under surface wire management channel consists of two (2) 1 1/2" thick panels with a powder coated metal cover plate. For a Parsons Table specified in Wilsonart D354-60 Designer White laminate, the under surface wire management channel cover plate will be Snow (PSNO) powder coat. When table is specified in any other laminate, cover plate will be Alloy (PALY) powder coat.

Table Height

Parsons table is offered in 29", 36" and 42" heights. Alternate heights are available, contact Versteel Customer Service for a quote.

Glides

Parsons table is standard with nylon adjustable glides.

Laminates

Versteel's standard offering of laminates includes over 900 laminates from Formica, Nevamar, Pionite and Wilsonart.

Laminate manufacturers change standard offerings frequently, making it possible a standard product can become unavailable. Versteel cannot be responsible for any inconvenience this may cause.

Wire Management
Integrated Wire Management - \$175/panel

Specify code **BWP** (One Panel Wire Management), add \$182 list per table.

Specify code **BWP2** (Two Panel Wire Management), add \$364 list per table.

The core of the end panel contains a 2" concealed channel to allow for integrated wire management with access at the bottom of the end panel through a 2 1/4" round grommet.

Power Bay - \$1296 / unit

Specify code *EPB_* (Power Bay - Location_), add \$1296.00 list per Power Bay for first unit per table and \$1296.00 for each additional unit.

For clear anodized aluminum finish, add \$141 list per unit

The flush mount Power Bay electrical unit(s) is factory installed in the specified location. Choose any standard powder coat, or Clear Anodized Aluminum, for bezel and door.

SPECIFICATIONS

- One 10' cord, one 15 amp circuit, standard grounded plug
- Surge protection
- Four electrical outlets per unit
- Data plate with 9 slots



NOTE FOR MORE PLANNING AND ORDERING
DETAIL INFORMATION SEE ELECTRICAL PLANNING
SECTION PAGES 23-37

NOTE USE POWER BAY DATA PLATE GUIDELINES TO SPECIFY DATA JACKS

?

1 Power Bay - Provide Location Print
\$1296 / table

Specify code *EPB1* (1 Power Bay - Provide Location Print), add \$1296.00 list per table

One flush mount Power Bay electrical unit is factory installed in the top location indicated by specifier's print.

??

2 Power Bays - Provide Location Print
\$2592 / table

Specify code *EPB2* (2 Power Bays - Provide Location Print), add \$2592.00 list per table

Two flush mount Power Bay electrical units are factory installed in the top locations indicated by specifier's print.

???

3 Power Bays - Provide Location Print
\$3888 / table

Specify code *EPB3* (3 Power Bays - Provide Location Print), add \$3888.00 list per table

Three flush mount Power Bay electrical units are factory installed in the top locations indicated by specifier's print.

????

4 Power Bays - Provide Location Print
\$5184 / table

Specify code *EPB4* (4 Power Bays - Provide Location Print), add \$5184.00 list per table

Four flush mount Power Bay electrical units are factory installed in the top locations indicated by specifier's print.

Power Bay Data Plate Guidelines

The Power Bay Data Plate has (9) available slots for data jacks. Listed below are specification codes, number of slots each jack will occupy, and pricing.

Jack Type	Specify Code	Number of Slots	List Price per Jack Type
Data	DA	1	\$45
Voice	VO	1	\$19
Mini Stereo	MS	1	\$22
VGA	VG	2	\$32
HDMI	HD	2	\$104
USB	US	2	\$47
Data Coupler	DD	1	\$143
Voice Coupler	VV	1	\$5



Questions?

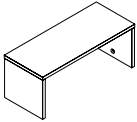
800 876 2120

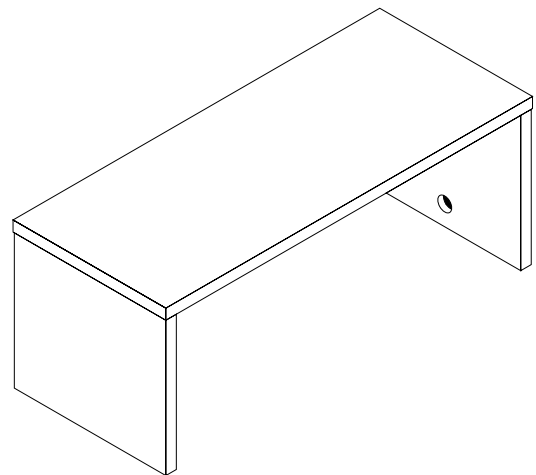
Power + Data Options

Please reference the Parsons Table Power + Data section or the Power + Data Price List

Wire Management Options

One Panel Wire ManagementBWP \$ 182
Two Panel Wire ManagementBWP2 \$ 364

	Description	Model #	Product Wt	Price
	29" Height			
	18 x 72	PRI 1872H29	193	4177
	18 x 96	PRI 1896H29	240	4848
	18 x 120	PRI 18120H29	288	5901
	24 x 72	PRI 2472H29	233	4820
	24 x 96	PRI 2496H29	288	5607
	24 x 120	PRI 24120H29	343	6780
	30 x 72	PRI 3072H29	274	5458
	30 x 96	PRI 3096H29	336	6365
	30 x 120	PRI 30120H29	399	7654
	36 x 72	PRI 3672H29	315	6325
	36 x 96	PRI 3696H29	385	7735
	36 x 120	PRI 36120H29	455	8913
	42 x 72	PRI 4272H29	355	6966
	42 x 96	PRI 4296H29	433	8491
	42 x 120	PRI 42120H29	510	9790



To Order, Specify...

- ① Model Number
- ② Laminate Code
- ③ Additional Options

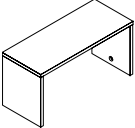


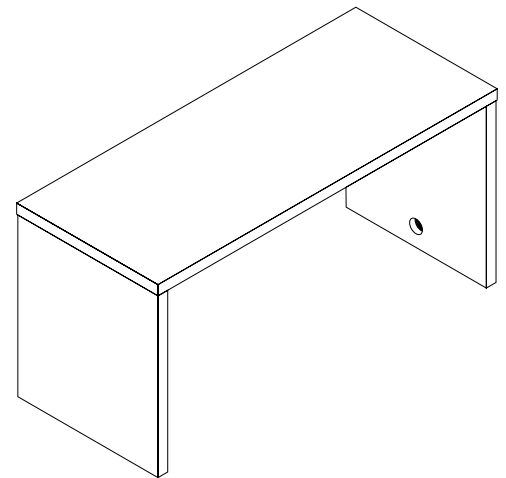
Power + Data Options

Please reference the Parsons Table Power + Data section or the Power + Data Price List

Wire Management Options

One Panel Wire ManagementBWP \$ 182
Two Panel Wire ManagementBWP2 \$ 364

	Description	Model #	Product Wt	Price
	36" Height			
	18 x 72	PRI 1872H36	206	4612
	18 x 96	PRI 1896H36	253	5358
	18 x 120	PRI 18120H36	301	6107
	24 x 72	PRI 2472H36	251	5321
	24 x 96	PRI 2496H36	306	6187
	24 x 120	PRI 24120H36	361	7054
	30 x 72	PRI 3072H36	296	6030
	30 x 96	PRI 3096H36	358	7015
	30 x 120	PRI 30120H36	421	8001
	36 x 72	PRI 3672H36	341	6738
	36 x 96	PRI 3696H36	411	8146
	36 x 120	PRI 36120H36	481	9328
	42 x 72	PRI 4272H36	386	7450
	42 x 96	PRI 4296H36	463	8974
42 x 120	PRI 42120H36	541	10275	





Questions?
800 876 2120

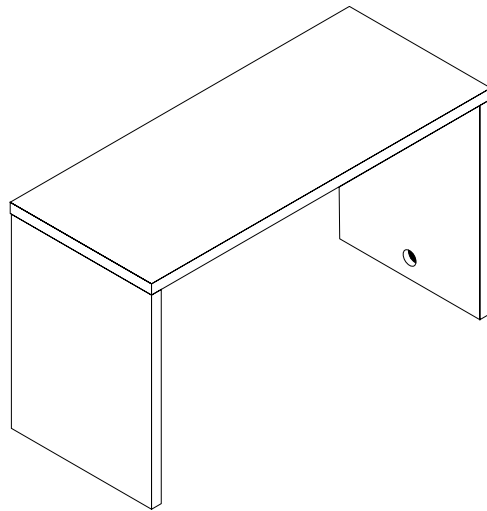
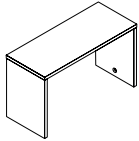
Power + Data Options

Please reference the Parsons Table Power + Data section or the Power + Data Price List

Wire Management Options

One Panel Wire ManagementBWP \$ 182
Two Panel Wire ManagementBWP2 \$ 364

Description	Model #	Product Wt	Price
42" Height			
18 x 72	PR1 1872H42	217	4788
18 x 96	PR1 1896H42	265	5536
18 x 120	PR1 18120H42	312	6286
24 x 72	PR1 2472H42	266	5557
24 x 96	PR1 2496H42	321	6426
24 x 120	PR1 24120H42	376	7290
30 x 72	PR1 3072H42	315	6325
30 x 96	PR1 3096H42	377	7310
30 x 120	PR1 30120H42	440	8293
36 x 72	PR1 3672H42	363	7094
36 x 96	PR1 3696H42	433	8501
36 x 120	PR1 36120H42	503	9681
42 x 72	PR1 4272H42	412	7862
42 x 96	PR1 4296H42	490	9388
42 x 120	PR1 42120H42	567	10688



To Order, Specify...

- 1 Model Number
- 2 Laminate Code
- 3 Additional Options

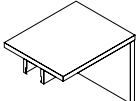


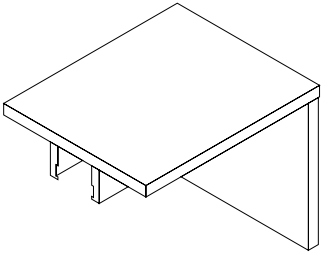
Power + Data Options

Please reference the Parsons Table Power + Data section or the Power + Data Price List

Wire Management Options

One Panel Wire ManagementBWP \$ 182
Two Panel Wire ManagementBWP2 \$ 364

	Description	Model #	Product Wt	Price
	Parsons ADA			
	30 x 36	PR1 A3036H29	111	4100
	36 x 36	PR1 A3636H29	122	4561
	42 x 36	PR1 A4236H29	133	5024




Tops

Performance tables are available in various top shapes and sizes, in laminate or veneer with a 1 ¼" or 1 ½" edge thickness. Larger top sizes are standard with a 1 ¾" edge thickness.

Bases

Numerous base styles including X1, X1S, X4, P3, P4, T1 and T2 are available. Many are offered with fixed, folding, tilt and slim-tilt functions. The T and X bases have brazed and polished end caps.

Table Heights

Round and square tables are standard in 29" or 42" table heights. Additional top shapes are standard in 29" table height.

Features + Options

Tables are standard with nylon adjustable glides. Optional casters and table link are available where applicable. Additional options are available, refer to Options pages.

Power + Data

To complete your specification, power and data along with wire management options can be added to your table. Refer to the Power + Data Price List.

NOTE EXCLUSIONS REGARDING EDGE THICKNESS, BASE FUNCTIONS AND HEIGHT MAY APPLY, REFER TO INDIVIDUAL PRICING PAGES FOR COMPLETE PRODUCT OFFERING

Quickship Program

Available for select products in the Performance series. Tables must be specified with a laminate top, either a PVC edge or a flat wood edge and powder coat base finish.

The Versteel Quickship Program consists of up to 50 tables, 25 tables with modesty panels or 100 chairs in 10 working days from time of order (received by 12pm EST). Orders must be accompanied by final material and finish specifications for order entry. They must be clearly marked "Quickship" and consist of products from the program. Quickship orders cannot be changed or cancelled, and credit approval must be acquired within 24 hours.

For additional information see Versteel.com.

Laminate and Veneer, Standard Core Construction

The standard top construction consists of 45-50 lb particleboard, surfaced with a high pressure laminate or plain sliced veneer face. A backer sheet is laminated to the underside of the top. Tops are shipped pre-drilled for field installation of bases and accessories.



PVC Flat or Fluted Edge

Edge of 2mm PVC hot melt banded to the top with 1/8" radius at the top and bottom. Available with 1 1/2" radius corners or square corners.



Offered in twenty-one (21) standard colors.



Convex T-Mold Edge

Edge of 5/16" thick solid vinyl convex t-mold with 1 1/2" radius corners.

Offered in four (4) standard colors.



Wood Flat or Fluted Edge

Wood banding hot melt banded to the top with 1/8" radius at the top and bottom. Available with 1 1/2" radius corners or square corners.



Offered in Ash, Cherry, Maple or Walnut materials.



Bumper Edge

Exposed ply core banding with rubberized 5/16" width bumper in the center of profile. Corners with 1 1/2" radius are available on tables with 1 1/4" edge thickness.

Offered in black bumper standard color.



Reverse Bevel Acrylic

Edge of 2mm acrylic edge banding hot melt banded to MDF core. A reverse bevel is then cut into the edge exposing the MDF on the reverse bevel. The MDF is then clear coated.



Wood Square or Fluted Edge

Edge of 1 1/4" wide solid wood with softened top and bottom edges, and square, softened mitered corners.



Offered in Ash, Cherry, Maple or Walnut materials.



Wood Bullnose Edge

Edge of 1 1/4" wide solid wood with a full bullnose edge, and 1" radius mitered corners.



Offered in Ash, Cherry, Maple or Walnut materials.

Shipping Schedule

Standard Items

Laminate, Convex T-Mold Edge	3-5 WEEKS
Laminate, PVC Edge	3-5 WEEKS
Laminate, Wood Edge	3-5 WEEKS
Veneer, Wood Edge	6-8 WEEKS
Quickship Products	10 WORKING DAYS

Contact Versteel Customer Service for special lead time requests.

BIFMA

All Versteel products are constructed to pass the relevant ANSI/BIFMA standards. For more detailed specifications by series and base style, contact Versteel Customer Service at 800.876.2120.

Additional information regarding warranty, terms and conditions, shipping, care and maintenance, etc. can be found in the All Tables price list.

To Order, Specify...

- 1 Model Number, include top and edge style
- 2 Top Material
 - a. Laminate manufacturer and color
 - b. Veneer species and finish color
- 3 Edge Style and Thickness
- 4 Edge Color
- 5 Base Color
- 6 Additional Options



A **PEX1 42RDFX LP2R** is a Performance series 42" round table with fixed base, a laminate 1 1/8" thick top with a PVC edge.

The codes **TW D354-60 / CSNO / ECHR** specify a Wilsonart D354-60 Designer White laminate, Snow PVC and Chrome base.

Model Number **PEX1 42RDFX LP2R**



Orders may be sent via

Mailing Address
Versteel
2332 Cathy Lane
Jasper IN 47546

Contact Versteel

Email contact@versteel.com
Phone 800 876 2120
812 634 2120
Fax 812 482 9318

Laminate

Versteel's standard offering of laminates includes over 900 laminates from Formica, Nevamar, Pionite and Wilsonart.

Laminate manufacturers change standard offerings frequently, making it possible a standard product can become unavailable. Versteel cannot be responsible for any inconvenience this may cause.

Veneer

Performance tables are available with plain sliced Ash, Cherry, Maple and Walnut veneers.

Veneer Species

Ash	AP01	Maple.	MP01
Cherry	CP01	Walnut	WP01

Veneer Finish

Ash

Beach.	VBEA	Fog	VFOG
Chestnut.	VCHE	Pebble	VPEB
Drift	VDRI	Whisper	VWHI
Fawn	VFAW		

Cherry

Blossom Cherry	VBLC	Java Cherry.	VJAC
Cordovan Cherry	VCNC	Millwork Cherry.	VMWC
Golden Cherry	VGNC		

Maple

Caramel Maple	VCMM	Sugar Maple	VSUM
Solar Maple.	VSLM		

Walnut

Brighton Walnut	VBRW	Natural Walnut.	VNAW
Espresso Walnut.	VESW		

PVC Edge Colors

Absolute Acajou	CABA	Nimbus.	CNIM
Alloy.	CALY	Pearl	CPEA
Carbon.	CCAR	Platinum.	CPLA
Champagne	CCHA	Pralines & Cream	CPRC
Coconut	CCOC	Shadow	CSHA
Ebony.	CEBO	Snow	CSNO
Florence Walnut	CFLW	Stone	CSTO
Fossil	CFOS	Storm.	CSTM
Graphite	CGRA	Whisper	CWHI
Grey.	CGRE	White Linen	CWHL
Kensington Maple.	CKEM		

T-Mold Edge Colors

Ebony.	TEBO	Nimbus.	TNIM
Graphite	TGRA	Storm.	TSTM

Wood Edge Species

Ash	A01	Maple.	M01
Cherry	C01	Walnut	W01

Wood Edge Finishes

Ash

Beach.	WBEA	Fog	WFOG
Chestnut.	WCHE	Pebble	WPEB
Drift	WDRI	Whisper	WWHI
Fawn	WFAW		

Cherry

Blossom Cherry	WBLC	Java Cherry.	WJAC
Cordovan Cherry	WCNC	Millwork Cherry.	WMWC
Golden Cherry	WGNC		

Maple

Caramel Maple	WCMM	Sugar Maple	WSUM
Solar Maple.	WSLM		

Walnut

Brighton Walnut	WBRW	Natural Walnut.	WNAW
Espresso Walnut.	WESW		

Studio Steel®

Versteel’s “urban fabrication” process leaves the telltale signs of welding and assembly on the surface, highlighting a manufacturing aesthetic. Choosing a clear or transparent powder coat is recommended, allowing tonal striations (created as a result of extreme heat), natural textures, and the inherent qualities of raw steel to show through.

Studio Steel Process \$165

Powder Coat Finishes

All powder coat finishes in the Versteel offering have been formulated with the use of epoxy, polyester or epoxy and polyester blends to maximize the finish durability.

Powder Coat Finish Options

Powder Coat – Standard n/c
 Powder Coat – Premium (Hope). \$165
 Powder Coat – Premium (Platinum) \$488

Powder Coat Colors

Alloy.PALY	MintPMNT
AmethystPAME	NavyPNAV
AnthracitePANT	Nimbus.PNIM
Black Anodized.PBLA	NutmegPNUT
BronzePBRO	◆ PacificPPAC
CalypsoPCAL	PearlPPEA
Carbon.PCAR	PebblePPEB
ChampagnePCHA	Ⓟ PlatinumPPLA
CoconutPCOC	Poppy.PPOP
◆ Copper.PCOP	◆ Raven.PRAV
CrimsonPCRI	RoyalPROY
◆ CrystalPCRY	SeasidePSEA
Daffodil.PDAF	ShipyardsPSHI
Ebony.PEBO	SilverPSIL
Forest.PFOR	SnowPSNO
FossilPFOS	StonePSTO
◆ GarnetPGAR	Storm.PSTM
◆ Gold.PGOL	Terra CottaPTEC
GraphitePGRA	WhisperPWHI
Ⓟ HopePHOP	White LinenPWHL
Kelly GreenPKEG	Powder Coat Alternative .OPA
◆ MattePMAT	
Mica.PMIC	

Transparent Powder Coats (indicated by ◆)

Please note that the transparent characteristics of these powders allow all natural welds and textures inherent to raw steel to be visible.

Premium Powder Coats (indicated by Ⓟ)

Versteel’s premium process uses specially formulated powder coats for a truly unique color palette.

Chrome

Versteel applies a deep luster chrome plated finish. Chrome is the most durable finish available. Specify Chrome and add \$165 list per table.

Chrome ECHR

Nickel

Versteel applies a nickel plated finish with a clear coat applied for durability. Specify Nickel and add \$223 list per table.

Nickel ENKL

Finish Reference & Samples

For finish color reference, please refer to our website. Contact Versteel Customer Service to receive actual color samples for color matches and final color approval.

Special Laminate**Call for quotation**

Specify code **TSP** (Special Laminate), indicate the quoted charges per table

Special laminates and patterns can be specified as an option. To specify, contact Versteel Customer Service for availability and pricing.

NOTE LAMINATES IN STANDARD COLORS AND TEXTURES FROM FORMICA, NEVAMAR, PIONITE AND WILSONART ARE STANDARD

CAUTION LAMINATE MANUFACTURERS CHANGE STANDARD OFFERINGS FREQUENTLY, MAKING IT POSSIBLE A STANDARD PRODUCT CAN BECOME UNAVAILABLE. VERSTEEL CANNOT BE RESPONSIBLE FOR ANY INCONVENIENCE THIS MAY CAUSE.

Custom PVC Color Match**Call for quotation / one time charge per color, per order**

Specify code **OCP** (Custom PVC Color Match), add cost from Versteel quotation

PVC Color Match can be the selection of a color that is available from a Versteel supplier or a new custom color developed for the order. Minimum footage requirements mean that the amount of material needed for your order will effect the cost.

For PVC Color Matching you must supply a color reference sample. Versteel will review the sample for possible existing colors available and send a sample for customer approval. If no color match exists, a custom match will be developed and sampled for customer approval before a production schedule is established.

Custom T-Mold Color Match**Call for quotation / one time charge per color, per order**

Specify code **OCT** (Custom T-Mold Color Match), add cost from Versteel quotation

T-Mold Color Match can be the selection of a color that is available from a Versteel supplier or a new custom color developed for the order. Minimum footage requirements mean that the amount of material needed for your order will effect the cost.

For T-Mold Color Matching you must supply a color reference sample. Versteel will review the sample for possible existing colors available and send a sample for customer approval. If no color match exists, a custom match will be developed and sampled for customer approval before a production schedule is established.

Powder Coat Alternative**Call for quotation**

Specify code **OPA** (Powder Coat Alternative), add cost from Versteel quotation

Powder Coat Alternative is available from Versteel. The entire RAL color reference along with hundreds of other color and finishes are available.

For Powder Coat Alternative matching, you must supply a color reference sample, or an RAL number. Versteel will review the sample for possible existing colors available and send a sample for customer approval. If no color match exists a custom match can be developed. Call Versteel Customer Service for associated upcharges on custom color development.

Stain Finish Match

\$996 / one time charge per finish, per order

Specify code **OSM** (Stain Finish Match), add \$996.00 list per finish, per order

Alternative Stain Finishes are available for veneer and wood edged tops.

For Stain Finish Matching you must supply two 4" x 4" finish color and grain reference samples. An expertly finish matched sample will be provided for customer approval.

Veneer and Wood Edge Alternatives**Call for quotation**

For veneer and wood edge requirements other than the standard plain sliced Ash, Cherry, Maple and Walnut, contact Versteel Customer Service. Versteel is adept at working with a host of domestic and exotic materials. From inlays, figures, pie cuts and special edge profiles, to custom fill levels and sheens, each top is created using the best of technology and old world craftsmanship. The items you only imagined or expected to only be available from a millwork shop are now just another part of your Versteel order. Call Versteel Customer Service for availability and quotation.

Wood Finish Alternatives**Call for quotation**

When veneer tables are required to have a finish other than the standard natural grain fill level finish appearance, semi-filled or full-filled finishes are available by requesting a quote from Versteel. Call Versteel Customer Service for availability and quotation.

Table Top and Edge Alternatives

Table tops and/or edges can be produced in alternative materials if desired. Contact Versteel Customer Service for pricing and availability.

Alternate Core Construction

Alternate core constructions are available, including medium density fiberboard (MDF), and cores that contain no urea formaldehyde. Contact Versteel Customer Service for pricing and availability.

NOTE CUSTOMS OR ALTERNATIVES MAY AFFECT STANDARD PRODUCTION SCHEDULES

Adjustable Height - Motorized
\$2406 / table

Specify code **BAM** (Adjustable Height - Motorized), add \$2406.00 list per table

Motorized tables adjust electrically from 26 ¾" to 42" table height by operating the keypad control. Motorized height adjustment is available for tables with regular T1 or cantilevered TC bases. Tops shapes include: rectangle, split rectangle, oval, split ellipse, boatshape or racetrack up to 36" x 96". (Shown with split ellipse.) Motorized bases include stretcher rails.



NOTE CABLE COIL AND CABLE HOOKS ARE THE ONLY TWO LEGWAY OPTIONS AVAILABLE.

Adjustability with four programmable height settings

(Travel time between lowest and highest position: 18 secs.)

NOTE REQUIRES STANDARD 110/120V AC ELECTRICAL OUTLET

Adjustable Height - Pin
\$221 / table

Specify code **BAP** (Adjustable Height - Pin), add \$221.00 list per table

Pin Adjustable height bases adjust from 27" to 32" table height in 1" increments by depressing the spring loaded pins in each column. Available on Performance T1 and TC fixed or tilt bases.


Adjustable Height - Pneumatic T1 or TC Bases
\$1228 / table

Specify code **BAT** (Adjustable Height - Pneumatic T1 or TC), add \$1228.00 list per table

Pneumatic adjustable height bases cover the most common ergonomic table heights of 26 ¾", 29" and 32" with a simple turn of a handwheel. Pneumatic height bases are designed for field serviceability, if ever needed. Available on T1 or TC fixed or tilt bases.


ADJUSTABILITY WITH THREE PRESET TABLE HEIGHT STOPS

TYPING HEIGHT	26 ¾"
STANDARD HEIGHT	29"
WHEELCHAIR HEIGHT	32"

NOTE FOR OTHER TABLE HEIGHT REQUIREMENTS CONTACT VERSTEEL CUSTOMER SERVICE FOR STRUCTURAL DETAILS, PRICING AND AVAILABILITY

Adjustable Height - Pneumatic X1 Bases
\$738 / table

Specify code **BAX** (Adjustable Height - Pneumatic X1 or D1), add \$738.00 list per table

Pneumatic adjustable height bases cover the most common ergonomic table heights of 26 ¾", 29" and 32" with a simple turn of a handwheel. Pneumatic height bases are designed for field serviceability, if ever needed. Available on X1 or D1 fixed or tilt bases.


ADJUSTABILITY WITH THREE PRESET TABLE HEIGHT STOPS

TYPING HEIGHT	26 ¾"
STANDARD HEIGHT	29"
WHEELCHAIR HEIGHT	32"

NOTE FOR OTHER TABLE HEIGHT REQUIREMENTS CONTACT VERSTEEL CUSTOMER SERVICE FOR STRUCTURAL DETAILS, PRICING AND AVAILABILITY

Alternate Table Height 32" and Under
\$100 / table

Specify code **BAH** (Alternate Height 32" and under), indicate desired table height (32" or less), add \$100.00 list per table

Suggested typing height table is 26 ¾"
 Suggested wheelchair height table is 32"
 Suggested stand up height table is 42"

NOTE FOR OTHER TABLE HEIGHT REQUIREMENTS CONTACT VERSTEEL CUSTOMER SERVICE FOR STRUCTURAL DETAILS, PRICING AND AVAILABILITY

Casters - Dual Hard Wheel

\$171 / table

Specify code **CAS55** (Casters - Dual Hard Wheel), add \$171.00 list per table

Dual Hard Wheel, black, 2" diameter, standard locking casters are available for most base styles. Each is fitted into a reinforced caster receiver and must be specified at time of order. Caster option does not change the overall height of the table. See individual product pages for availability and ordering code.



NOTE NOT AVAILABLE ON DI BASES

Mix - Dual Hard Wheel Casters & Glides

\$163 / table

Specify code **BMD** (Mix - Dual Hard Wheel Casters & Glides), add \$163.00 list per table

Tables can be specified with dual hard wheel, black, 2" diameter, standard locking casters on half of the table, with glides on the other half. Each caster is fitted into a reinforced receiver and must be specified at time of order. Mix option does not change the overall height of the table.

NOTE NOT AVAILABLE ON X1, X4 OR DI BASES

Casters - Dual Soft Wheel

\$171 / table

Specify code **CAS57** (Casters - Dual Soft Wheel), add \$171.00 list per table

Dual Soft Wheel, black, 2" diameter, standard locking casters are available for most base styles. Each is fitted into a reinforced caster receiver and must be specified at time of order. Caster option does not change the overall height of the table. See individual product pages for availability and ordering code.



NOTE NOT AVAILABLE ON DI BASES

Self-Leveling Glides

\$49 / table

Specify code **GLD04** (Self-Leveling Glides), add \$49.00 list per table

Self-Leveling Glides replace standard glides. This option allows the table to automatically compensate up to 1/2" for floors that are not level. Self-leveling glides increase overall table height by 3/8". See individual product pages for availability.



Table Floor Mount

\$57 / table

Specify code **AFB** (Table Floor Mount Bracket Set), add \$57.00 list per table

Bracket to slip over the standard table glide and fasten to the floor with fasteners supplied by the installer. Set of four (4) brackets will securely mount the table to the floor to prevent movement.



NOTE NOT AVAILABLE ON BASES WITH CASTERS OR SELF-LEVELING GLIDES

Assembled Folding Table

\$77 / table

Specify code **BAF** (Assembled Folding Table), add \$77.00 list per table

Folding bases can be attached to tops at the factory

NOTE RECTANGLE TABLES WITH FOLDING BASE AND FOLDING MODESTY PANELS ARE SHIPPED ASSEMBLED WITHOUT ADDITIONAL CHARGE



Bullet End Caps

\$129 / table

Specify code **BBE** (Bullet End Caps), add \$129.00 list per table

Bullet End Caps are welded in place of the standard welded rail blunt ends.



Stretcher Rail

\$243 / table

Specify code **BSR** (Stretcher Rail), required finish selection_, add \$243.00 list per table

Available for T1, TC and T2 style, fixed and tilt bases to increase table rigidity. Necessary tools are provided to install the stretcher



NOTE A STRETCHER IS NOT A RETROFIT ITEM, IT MUST BE SPECIFIED AT TIME OF ORDER

Two-Piece Top (120")

\$629 / table

Specify code **T2P** (Two-Piece Top), add \$629.00 list per table

Standard Versteel tables in lengths up to 120" are a seamless, single piece top. When the two-piece option is specified, the splice joint edge is unfinished, table shipped with necessary hardware. Any table over 120" long will be produced as a two-piece top.

Top Custom Cutout

\$120 / cutout

Specify code **TCC** (Top Custom Cutout), add \$120.00 list per cutout

Top Custom Cutout requires a drawing for production and is subject to approvals.

Table Link

\$251 / table

Specify code **TLK** (Table Link), add \$251.00 list per table

Table Link is for linking Versteel table configurations in typical room situations.

Table link will prevent the accidental disconnection of power supply to adjacent tables. Available on tables with PVC, 3mm Wood, Wood Square, Wood Fluted and Ergo user side edge details.



Closed end link brackets are provided for tops without bases or tables with a base that does not allow the table to stand alone.



Table Link - Ends Only

\$135 / table

Specify code **TLE** (Table Link - Ends Only), add \$135.00 list per table

Table Link is for linking Versteel table configurations in typical room situations.

Specify Table Link - Ends Only when your configuration requires linking on the table ends only. Available on tables with PVC, 3mm Wood, Wood Square, Wood Fluted and Ergo user side edge details. Table Link - Ends Only is included with electrical package options. This will prevent the accidental disconnection of power supply to adjacent tables.



Laptop Locker

\$1375 / locker

*Fixed tables only (not available on tilt, slim-tilt or folding tables)

Specify code **TLA1** (One Laptop Locker) or code **TLA2** (Two Laptop Lockers) add \$1375.00 list per Laptop Locker.

Indicate Manual Locking Keyed Individually **TMKI**, Manual Locking Keyed Alike **TMKA** or Electronic Locking **TLEL**. Add \$359.00 list per Laptop Locker when Electronic Locking is specified AND **TLP** (Laptop Locker power unit) which is required for the electronic locking option, add \$557.00 list (Power unit sequences up to 10 lockers, includes 1 key).

The minimum table width available with Laptop Locker is 24".



The minimum table length available with Laptop Locker is 36". The maximum table length available is 96".

2 Laptop Lockers can be installed starting at a table length of 60" or greater (table subject to additional base and/or support base when more than one unit is installed in top greater than or equal to 72").

All lockers to have urethane edge on locker door and top opening. Specify Urethane color when ordering a laptop locker.

Urethane Colors

Alloy	UALY	Pearl	JPEA
Ebony	UEBO	Stone	USTO
Fossil	UFOS	Storm	USTM
Graphite	UGRA	Whisper	UWHI
Nimbus	UNIM	White Linen	UWHL

NOTE LAPTOP LOCKER IS NOT AVAILABLE ON VENEER TOP SURFACES, WOODGRAIN OR DIRECTIONAL PATTERN LAMINATES OR TABLE WITH LIGHTWEIGHT LAMINATE CORE.

For additional questions contact Versteel Customer Service at 800.876.2120.

Table Transport

\$1855 / each

Specify code **ATT3054** (Table Transport), add \$1855.00 list each

The transport saves time and labor. Its 31" width can move tables of any length through doorways with ease.



SPECIFICATIONS

- Weight: 61 lbs.
- 31" x 54" overall footprint
- Black powder coat finish
- Two (2) swivel and two (2) non-swivel casters
- 5" casters are non-marking wheel material

TRANSPORT CAPACITY

FOLDED TABLES WITHOUT MODESTY PANEL	6 ON EDGE 8 STACKED FLAT
FOLDED TABLES WITH MODESTY	5 STACKED FLAT
OVERLAPPING FOLDED TABLES	4 ON EDGE

NOTE MAXIMUM LOAD WEIGHT: 1,000 LBS

NOTE TABLES GREATER THAN 27" IN WIDTH DO NOT STACK HORIZONTALLY ON THE TRANSPORT



Questions?

800 876 2120






OS Quickship Program Product
For Quickship specification details,
visit www.versteel.com/quickship

top > edge >	Laminate PVC	Laminate T-Mold	Laminate Wood	Laminate Soft PVC	Laminate 1 1/2" Wood	Laminate 1 1/2" Wood
	Flat	Convex	Flat	Bumper	Square	Bullnose
edge ordering code >	LP2R LP3R	LT2 LT3	LW2R	LB2R	LWS2 LWS3	LWB2 LWB3
top thickness >	1 1/4" 1 3/4"	1 1/4" 1 3/4"	1 1/4"	1 1/4"	1 1/4" 1 3/4"	1 1/4" 1 3/4"
edge ordering code >	LPF2R LPF3R		LWF2R	LMRA2R	LWF2 LWF3	
top thickness >	1 1/4" 1 3/4"		1 1/4"	1 1/4"	1 1/4" 1 3/4"	
top thickness price >	1 1/4" 1 3/4"	1 1/4" 1 3/4"	1 1/4"	1 1/4"	1 1/4" 1 3/4"	1 1/4" 1 3/4"

Base Style		Table Description	Model #	OS	Product Wt	1 1/4"	1 3/4"	1 1/4"	1 1/4"	1 3/4"
	XI	24 Fix	PEX1 24RDFX	OS	30	834	920	1206	1459	1494
		24 Tilt	PEX1 24RDTL	OS	36	997	1087	1372	1624	1660
		30 Fix	PEX1 30RDFX	OS	39	932	1051	1381	1687	1731
		30 Tilt	PEX1 30RDTL	OS	45	1097	1217	1547	1852	1896
		36 Fix	PEX1 36RDFX	OS	57	1010	1156	1563	1934	1994
		36 Tilt	PEX1 36RDTL	OS	63	1174	1321	1726	2102	2157
		42 Fix	PEX1 42RDFX	OS	73	1363	1551	2045	2503	2573
		42 Tilt	PEX1 42RDTL	OS	76	1529	1715	2207	2667	2740
		48 Fix	PEX1 48RDFX	OS	87	1536	1763	2238	2714	2793
		48 Tilt	PEX1 48RDTL	OS	90	1699	1928	2405	2880	2960
		54 Fix	PEX1 54RDFX	OS	103	1811	2098	2723	3336	3408
		60 Fix	PEX1 60RDFX	OS	122	1967	2265	2936	3587	3774
	XIS	24 Stand Fix	PEXIS 24RDFX	OS	31	921	1012	1297	1551	1586
		24 Stand Tilt	PEXIS 24RDTL	OS	37	1089	1179	1461	1715	1752
		30 Stand Fix	PEXIS 30RDFX	OS	40	1023	1144	1472	1777	1824
		30 Stand Tilt	PEXIS 30RDTL	OS	46	1187	1309	1636	1943	1987
		36 Stand Fix	PEXIS 36RDFX	OS	58	1263	1411	1814	2191	2250
		36 Stand Tilt	PEXIS 36RDTL	OS	64	1428	1576	1981	2353	2413
		42 Stand Fix	PEXIS 42RDFX	OS	74	1475	1662	2157	2618	2689
		42 Stand Tilt	PEXIS 42RDTL	OS	77	1640	1827	2319	2780	2851
	XIF	24 Stand Footring Fix	PEXIF 24RDFX	OS	32	1102	1190	1477	1730	1768
		24 Stand Footring Tilt	PEXIF 24RDTL	OS	38	1266	1358	1643	1895	1931
		30 Stand Footring Fix	PEXIF 30RDFX	OS	41	1204	1323	1652	1956	2004
		30 Stand Footring Tilt	PEXIF 30RDTL	OS	47	1370	1489	1814	2121	2170

To Order, Specify...

- 1 Model Number
- 2 Top Material
- 3 Edge Style and Thickness
- 4 Edge Color
- 5 Base Color
- 6 Additional Options

Veneer Wood	Veneer 1 1/4" Wood	Veneer 1 1/2" Wood
Flat  VW2R 1 1/4"	Square  VWS2 VWS3 1 1/4" 1 1/4"	Bullnose  VWB2 VWB3 1 1/4" 1 1/4"
Fluted  VWF2R 1 1/4"	Fluted  VWF2 VWF3 1 1/4" 1 1/4"	
1 1/4"	1 1/4"	1 1/4"
1921	2086	2314
2083	2253	2477
2316	2526	2712
2478	2692	2875
2651	2900	3160
2819	3062	3324
3285	3582	3889
3449	3749	4053
3778	4129	4495
3942	4295	4662
3510	4823	5290
5006	5494	6159
2011	2177	2405
2175	2344	2570
2406	2618	2801
2571	2781	2967
2907	3154	3416
3072	3318	3579
3397	3698	4003
3561	3859	4167
2191	2355	2585
2353	2521	2747
2586	2796	2981
2749	2962	3144

Base Options

	Code	Price
Alternate Table Height 32" & Under.....	BAH	\$ 100
Alternate Table Height 32" & Over.....	BSP	\$ call
Adjustable Height, Pneumatic.....	BAX	\$ 738
Bullet End Caps.....	BBE	\$ 129
Casters (4), Dual Wheel Black Hard Wheel XI, X4.....	CAS55	\$ 171
Casters (4), Dual Wheel Black Soft Wheel XI, X4.....	CAS57	\$ 171
Self-Leveling Glides (4).....	GLD04	\$ 49

Finish Options

Chrome.....	\$ 165
Nickel.....	\$ 223
Powder Coat, Standard.....	n/c
Powder Coat, Premium.....	\$ 165
Platinum.....	\$ 488

Top Options

Special Laminate.....	TSP	call
Custom Cutout (per cutout).....	TCC	\$ 120

Accessories

Table Floor Mount Bracket Set.....	AFB	\$ 57
------------------------------------	-----	-------



Questions?

800 876 2120

Overlapping Folding Bases






Quickship Program Product
For Quickship specification details,
visit www.versteel.com/quickship

top > edge >	Laminate PVC	Laminate T-Mold	Laminate Wood	Laminate Soft PVC	Laminate 1 1/2" Wood	Laminate 1 1/2" Wood
	Flat	Convex	Flat	Bumper	Square	Bullnose
edge ordering code >	LP2R LP3R	LT2 LT3	LW2R	LB2R	LWS2 LWS3	LWB2 LWB3
top thickness >	1 1/4" 1 3/4"	1 1/4" 1 3/4"	1 1/4"	1 1/4"	1 1/4" 1 3/4"	1 1/4" 1 3/4"
	Fluted		Fluted	Reverse Bevel Acrylic	Fluted	
edge ordering code >	LPF2R LPF3R		LWF2R	LMRA2R	LWF2 LWF3	
top thickness >	1 1/4" 1 3/4"		1 1/4"	1 1/4"	1 1/4" 1 3/4"	
top thickness price >	1 1/4" 1 3/4"	1 3/4"	1 1/4"	1 1/4"	1 1/4" 1 3/4"	1 3/4"

Base Style	Table Description	Model #	Product Wt	1 1/4"	1 3/4"	1 1/4"	1 1/4"	1 3/4"
 X4	36 Fix	PEX4 36RDFX	63	1345	1492	1898	2272	2328
	42 Fix	PEX4 42RDFX	78	1536	1724	2221	2676	2746
	48 Fix	PEX4 48RDFX	92	1703	1931	2410	2882	2962
	54 Fix	PEX4 54RDFX	112	1981	2266	2892	3505	3579
	60 Fix	PEX4 60RDFX	130	2134	2432	3105	3755	3940
 X4S	36 Stand Fix	PEX4S 36RDFX	69	1439	1583	1991	2365	2423
	42 Stand Fix	PEX4S 42RDFX	82	1646	1834	2326	2785	2855
 T2	60 Fix	PET2 60RDFX	137	2038	2337	3004	3659	3842
	60 Fold	PET2 60RDFO	145	2543	2842	3513	4164	4351
 P3, 4	42 Fix	PEP3 42RDFX	86	1695	1886	2378	2836	2906
	48 Fix	PEP4 48RDFX	104	1921	2148	2623	3097	3178
	54 Fix	PEP4 54RDFX	120	2199	2484	3110	3722	3796
	60 Fix	PEP4 60RDFX	139	2350	2649	3319	3969	4157

To Order, Specify...

- 1 Model Number
- 2 Top Material
- 3 Edge Style and Thickness
- 4 Edge Color
- 5 Base Color
- 6 Additional Options

Veneer Wood	Veneer 1 1/4" Wood	Veneer 1 1/4" Wood
Flat	Square	Bullnose
		
VW2R	VWS2 VWS3	VWB2 VWB3
1 1/2"	1 1/4" 1 1/4"	1 1/4" 1 1/4"
Fluted	Fluted	
		
VWF2R	VWF2 VWF3	
1 1/2"	1 1/4" 1 1/4"	
1 1/2"	1 1/4"	1 3/4"
2988	3236	3501
3458	3756	4065
3946	4297	4667
4570	4991	5456
5177	5661	6326
3081	3325	3590
3566	3865	4172
5078	5562	6229
5584	6069	6737
3621	3915	4222
4162	4515	4880
4789	5211	5678
5392	5878	6542

Base Options

	Code	Price
Alternate Table Height 32" & Under.....	BAH	\$ 100
Alternate Table Height 32" & Over.....	BSP	\$ call
Bullet End Caps.....	BBE	\$ 129
Casters (4), Dual Wheel Black Hard Wheel X1, X4.....	CAS55	\$ 171
Casters (4), Dual Wheel Black Soft Wheel X1, X4.....	CAS57	\$ 171
Self-Leveling Glides (4) X4.....	GLD04	\$ 49

Finish Options

Chrome	\$ 165
Nickel.....	\$ 223
Powder Coat, Standard	n/c
Powder Coat, Premium.....	\$ 165
Platinum.....	\$ 488

Top Options

Special Laminate.....	TSP	call
Custom Cutout (per cutout)	TCC	\$ 120

Power + Data Options

Please reference the Power + Data Price List

Wire Management Options

Cable Hook Legway T2	WCK	\$ 119
Canvas Legway	WCL	\$ 100
Plastic Legway T2.....	WRL	\$ 78
1 Oval Brush Grommet, Location K.....	WOK	\$ 97
1 Oval Brush Grommet, Provide Location Print.....	WOG	\$ 97
1 Round Grommet, Location K	WRK	\$ 76
1 Round Grommet, Provide Location Print	WRG	\$ 76

Accessories

Table Floor Mount Bracket Set (T2, X4).....	AFB	\$ 57
---	-----	-------













Questions?

800 876 2120

☑ Quickship Program Product
For Quickship specification details,
visit www.versteel.com/quickship




top >
edge >

Laminate PVC	Laminate T-Mold	Laminate Wood	Laminate Soft PVC	Laminate 1/4" Wood	Laminate 1/4" Wood
Flat 	Convex 	Flat 	Bumper 	Square 	Bullnose 
LP2R or LP3R LP2S or LP3S 1 1/4" or 1 3/4"	LT2 or LT3 1 1/4" or 1 3/4"	LW2R or LW2S 1 1/4"	LB2R 1 1/4"	LWS2 or LWS3 1 1/4" or 1 3/4"	LWB2 or LWB3 1 1/4" or 1 3/4"
Fluted 		Fluted 	Reverse Bevel Acrylic 	Fluted 	
LPF2R or LPF3R LPF2S or LPF3S 1 1/4" or 1 3/4"		LWF2R or LWF2S 1 1/4"	LMRA2R or LMRA2S 1 1/4"	LWF2 or LWF3 1 1/4" or 1 3/4"	
1 1/4" 1 3/4"		1 1/4"		1 1/4" 1 3/4"	

edge ordering code (radius corner) >
or
edge ordering code (square corner) >
top thickness >

edge ordering code (radius corner) >
or
edge ordering code (square corner) >
top thickness >

top thickness price >






Base Style	Table Description	Model #	Product Wt
 XI	24 Fix	PEX1 24SQFX	☑ 34
	24 Tilt	PEX1 24SQTL	☑ 40
	30 Fix	PEX1 30SQFX	☑ 46
	30 Tilt	PEX1 30SQTL	☑ 52
	36 Fix	PEX1 36SQFX	☑ 66
	36 Tilt	PEX1 36SQTL	☑ 72
	42 Fix	PEX1 42SQFX	☑ 85
	42 Tilt	PEX1 42SQTL	☑ 89
	48 Fix	PEX1 48SQFX	☑ 103
	48 Tilt	PEX1 48SQTL	☑ 107
 XIS	24 Stand Fix	PEXIS 24SQFX	☑ 35
	24 Stand Tilt	PEXIS 24SQTL	☑ 41
	30 Stand Fix	PEXIS 30SQFX	☑ 47
	30 Stand Tilt	PEXIS 30SQTL	☑ 53
	36 Stand Fix	PEXIS 36SQFX	☑ 67
	36 Stand Tilt	PEXIS 36SQTL	☑ 73
	42 Stand Fix	PEXIS 42SQFX	☑ 86
	42 Stand Tilt	PEXIS 42SQTL	☑ 90
 XIF	24 Stand Footring Fix	PEXIF 24SQFX	☑ 36
	24 Stand Footring Tilt	PEXIF 24SQTL	☑ 42
	30 Stand Footring Fix	PEXIF 30SQFX	☑ 48
	30 Stand Footring Tilt	PEXIF 30SQTL	☑ 54

821	901	1124	1333	1365
985	1065	1290	1494	1531
919	1016	1261	1492	1531
1084	1182	1426	1658	1695
1132	1247	1576	1875	1946
1296	1412	1740	2043	2108
1345	1418	1887	2250	2286
1506	1582	2047	2412	2449
1442	1616	2010	2392	2457
1608	1779	2174	2557	2620
1685	1938	2669	3335	3424
915	992	1216	1423	1458
1075	1157	1381	1586	1621
1011	1106	1350	1583	1621
1174	1269	1514	1746	1783
1221	1338	1663	1968	2035
1386	1502	1830	2129	2199
1458	1531	1996	2356	2397
1621	1695	2164	2522	2562
1094	1173	1393	1603	1636
1255	1335	1560	1767	1802
1187	1286	1530	1760	1802
1351	1451	1693	1927	1963

To Order, Specify...

- 1 Model Number
- 2 Top Material
- 3 Edge Style and Thickness
- 4 Edge Color
- 5 Base Color
- 6 Additional Options



Veneer Wood	Veneer 1 1/4" Wood	Veneer 1 1/2" Wood
Flat  VW2R or VW2S 1 1/4"	Square  VWS2 VWS3 1 1/4" 1 1/4"	Bullnose  VWB2 VWB3 1 1/4" 1 1/4"
Fluted  VWF2R or VWF2S 1 1/4"	Fluted  VWF2 VWF3 1 1/4" 1 1/4"	
1 1/4"	1 1/4"	1 1/2"
1728	1898	1931
1894	2066	2097
2009	2205	2260
2173	2373	2426
2468	2706	2775
2633	2869	2941
2854	3137	3206
3015	3299	3367
3280	3618	3711
3445	3780	3876
3799	4195	4397
1819	1991	2043
1984	2154	2209
2101	2297	2373
2262	2461	2538
2558	2796	2894
2722	2961	3060
2964	3247	3350
3128	3415	3515
1997	2171	2222
2164	2329	2388
2279	2473	2555
2440	2638	2720

Base Options

	Code	Price
Alternate Table Height 32" & Under.....	BAH	\$ 100
Alternate Table Height 32" & Over.....	BSP	\$ call
Adjustable Height, Pneumatic.....	BAX	\$ 738
Bullet End Caps.....	BBE	\$ 129
Casters (4), Dual Wheel Black Hard Wheel X1, X4.....	CAS55	\$ 171
Casters (4), Dual Wheel Black Soft Wheel X1, X4.....	CAS57	\$ 171
Self-Leveling Glides (4).....	GLD04	\$ 49

Finish Options

Chrome.....	\$ 165
Nickel.....	\$ 223
Powder Coat, Standard.....	n/c
Powder Coat, Premium.....	\$ 165
Platinum.....	\$ 488

Top Options

Table Link (all four sides).....	TLK	\$ 251
Table Link (two sides).....	TLE	\$ 135
Special Laminate.....	TSP	call
Custom Cutout (per cutout).....	TCC	\$ 120

Accessories

Table Floor Mount Bracket Set.....	AFB	\$ 57
------------------------------------	-----	-------



Questions?

800 876 2120

















OS Quickship Program Product
For Quickship specification details,
visit www.versteel.com/quickship

top >
edge >

edge ordering code (radius corner) >
or
edge ordering code (square corner) >
top thickness >

edge ordering code (radius corner) >
or
edge ordering code (square corner) >
top thickness >






top thickness price >

		Laminate PVC	Laminate T-Mold	Laminate Wood	Laminate Soft PVC	Laminate 1 1/2" Wood	Laminate 1 1/2" Wood	
		Flat	Convex	Flat	Bumper	Square	Bullnose	
								
		LP2R or LP3R	LT2 LT3	LW2R or LW2S	LB2R	LWS2 LWS3	LWB2 LWB3	
		1 1/4" 1 3/4"	1 1/4" 1 3/4"	1 1/4"	1 1/4"	1 1/4" 1 3/4"	1 1/4" 1 3/4"	
		Fluted		Fluted	Reverse Bevel Acrylic	Fluted		
								
		LPF2R LPF3R		LWF2R	LMRA2R	LWF2	LWF3	
		or LPF2S LPF3S		or LWF2S	or LMRA2S	1 1/4" 1 3/4"	1 1/4" 1 3/4"	
		1 1/4" 1 3/4"		1 1/4"	1 1/4"	1 1/4" 1 3/4"	1 1/4" 1 3/4"	
		1 1/4"	1 3/4"	1 1/4"	1 1/4"	1 1/4"	1 3/4"	
Base Style	Table Description	Model #	Product Wt					
 X4	36 Fix	PEX4 36SQFX	OS 72	1306	1419	1747	2050	2118
	42 Fix	PEX4 42SQFX	OS 91	1536	1610	2075	2437	2474
	48 Fix	PEX4 48SQFX	OS 109	1610	1783	2177	2559	2623
	54 Fix	PEX4 54SQFX	OS 133	1853	2108	2841	3504	3595
	60 Fix	PEX4 60SQFX	OS 156	2054	2280	2967	3579	3668
 X4S	36 Stand Fix	PEX4S 36SQFX	OS 76	1397	1511	1838	2143	2207
	42 Stand Fix	PEX4S 42SQFX	OS 95	1625	1698	2166	2530	2567
 T2	60 Fix	PET2 60SQFX	OS 162	1930	2151	2841	3453	3541
	60 Fold 	PET2 60SQFO	OS 170	2436	2662	3348	3959	4049
 P3	36 Fix	PEP3 36SQFX	OS 82	1463	1580	1906	2207	2279
	42 Fix	PEP3 42SQFX	OS 98	1676	1748	2218	2579	2618
 P4	48 Fix	PEP4 48SQFX	OS 120	1827	2004	2395	2776	2842
	54 Fix	PEP4 54SQFX	OS 141	2070	2325	3057	3718	3807
	60 Fix	PEP4 60SQFX	OS 164	2238	2463	3153	3761	3852

To Order, Specify...

- 1 Model Number
- 2 Top Material
- 3 Edge Style and Thickness
- 4 Edge Color
- 5 Base Color
- 6 Additional Options



Veneer Wood	Veneer 1 1/4" Wood	Veneer 1 1/4" Wood
Flat  VW2R or VW2S 1 1/4"	Square  VWS2 VWS3 1 1/4" 1 1/4"	Bullnose  VWB2 VWB3 1 1/4" 1 1/4"
Fluted  VWF2R or VWF2S 1 1/4"	Fluted  VWF2 VWF3 1 1/4" 1 1/4"	
1 1/4"	1 1/4"	1 1/4"
2639	2880	2977
3041	3325	3429
3447	3784	3915
3967	4365	4609
4498	4958	5116
2733	2971	3070
3134	3417	3518
4374	4830	4987
4882	5337	5501
2800	3036	3140
3183	3469	3574
3665	4002	4136
4184	4581	4827
4686	5140	5301

Base Options

	Code	Price
Alternate Table Height 32" & Under.....	BAH	\$ 100
Alternate Table Height 32" & Over.....	BSP	\$ call
Bullet End Caps.....	BBE	\$ 129
Casters (4), Dual Wheel Black Hard Wheel X1, X4.....	CAS55	\$ 171
Casters (4), Dual Wheel Black Soft Wheel X1, X4.....	CAS57	\$ 171
Self-Leveling Glides (4) X4.....	GLD04	\$ 49

Finish Options

Chrome	\$ 165
Nickel.....	\$ 223
Powder Coat, Standard	n/c
Powder Coat, Premium.....	\$ 165
Platinum.....	\$ 488

Top Options

Table Link (all four sides)	TLK	\$ 251
Table Link (two sides).....	TLK	\$ 135
Special Laminate.....	TSP	call
Custom Cutout (per cutout)	TCC	\$ 120

Power + Data Options

Please reference the Power + Data Price List

Wire Management Options

Cable Hook Legway T2	WCK	\$ 119
Canvas Legway	WCL	\$ 100
Plastic Legway T2.....	WRL	\$ 78
1 Oval Brush Grommet, Location K.....	WOK	\$ 97
1 Oval Brush Grommet, Provide Location Print.....	WOG	\$ 97
1 Round Grommet, Location K	WRK	\$ 76
1 Round Grommet, Provide Location Print	WRG	\$ 76

Accessories

Table Floor Mount Bracket Set.....	AFB	\$ 57
------------------------------------	-----	-------



Questions?

800 876 2120

QS Quickship Program Product
For Quickship specification details,
visit www.versteel.com/quickship

edge ordering code (radius corner) >
or
edge ordering code (square corner) >
top thickness >

edge ordering code (radius corner) >
or
edge ordering code (square corner) >
top thickness >

top thickness price >






top >
edge >

Laminate PVC	Laminate T-Mold	Laminate Wood	Laminate Soft PVC	Laminate 1 1/2" Wood	Laminate 1 1/2" Wood				
Flat	Convex	Flat	Bumper	Square	Bullnose				
LP2R or LP2S 1 1/4"	LP3R or LP3S 1 3/4"	LT2 LT3 1 1/4" 1 3/4"	LW2R or LW2S 1 1/4"	LB2R 1 1/4"	LWS2 LWS3 1 1/4" 1 3/4"	LWB2 LWB3 1 1/4" 1 3/4"			
Fluted		Fluted	Reverse Bevel Acrylic	Fluted					
LPF2R or LPF2S 1 1/4"	LPF3R or LPF3S 1 3/4"	LWF2R or LWF2S 1 1/4"	LMRA2R or LMRA2S 1 1/4"	LWF2 1 1/4"	LWF3 1 3/4"				
1 1/4"	1 3/4"	1 1/4"	1 1/4"	1 1/4"	1 3/4"				
Base Style	Table Description	Model #	Product Wt						
	24 x 30 Fix	PEX1 2430REFX	QS 42	895	987	1185	1386	1430	
	24 x 30 Tilt	PEX1 2430RETL	QS 45	1061	1149	1346	1548	1590	
	24 x 36 Fix	PEX1 2436REFX	QS 49	1124	1203	1446	1660	1716	
	24 x 36 Tilt	PEX1 2436RETL	QS 52	1290	1365	1610	1824	1882	
	30 x 36 Fix	PEX1 3036REFX	QS 58	1128	1228	1475	1710	1775	
	30 x 36 Tilt	PEX1 3036RETL	QS 62	1292	1388	1641	1874	1937	
	30 x 48 Fix	PEX1 3048REFX	QS 95	1247	1374	1676	1968	2011	
	30 x 48 Tilt	PEX1 3048RETL	QS 99	1412	1537	1840	2130	2175	
	36 x 48 Fix	PEX1 3648REFX	QS 105	1326	1444	1949	2373	2446	
	36 x 48 Tilt	PEX1 3648RETL	QS 109	1490	1610	2114	2536	2614	

To Order, Specify...

- 1 Model Number
- 2 Top Material
- 3 Edge Style and Thickness
- 4 Edge Color
- 5 Base Color
- 6 Additional Options



Veneer Wood	Veneer 1 1/4" Wood	Veneer 1 1/4" Wood
Flat  VW2R or VW2S 1 1/4"	Square  VWS2 VWS3 1 1/4" 1 1/4"	Bullnose  VWB2 VWB3 1 1/4" 1 1/4"
Fluted  VWF2R or VWF2S 1 1/4"	Fluted  VWF2 VWF3 1 1/4" 1 1/4"	
1 1/4"	1 1/4"	1 1/4"
1872	2034	2181
2034	2197	2344
2150	2319	2486
2314	2484	2649
2233	2416	2586
2400	2584	2749
2536	2747	2954
2698	2912	3118
3083	3391	3528
3247	3552	3694

Base Options

	Code	Price
Alternate Table Height 32" & Under.....	BAH	\$ 100
Alternate Table Height 32" & Over.....	BSP	\$ call
Adjustable Height, Pneumatic.....	BAX	\$ 738
Bullet End Caps.....	BBE	\$ 129
Casters (4), Dual Wheel Black		
Hard Wheel.....	CAS55	\$ 171
Casters (4), Dual Wheel Black		
Soft Wheel.....	CAS57	\$ 171
Self-Leveling Glides (4).....	GLD04	\$ 49

Finish Options

Chrome.....	\$ 165
Nickel.....	\$ 223
Powder Coat, Standard.....	n/c
Powder Coat, Premium.....	\$ 165
Platinum.....	\$ 488

Top Options

Table Link (all four sides).....	TLK	\$ 251
Table Link (two sides).....	TLK	\$ 135
Special Laminate.....	TSP	call
Custom Cutout (per cutout).....	TCC	\$ 120

Power + Data Options

Please reference the Power + Data Price List

Accessories

Table Floor Mount Bracket Set.....	AFB	\$ 57
------------------------------------	-----	-------



Questions?

800 876 2120

- Overlapping Folding Bases
- Quickship Program Product
For Quickship specification details,
visit www.versteel.com/quickship

top >
edge >

edge ordering code (radius corner) >
or
edge ordering code (square corner) >
top thickness >






edge ordering code (radius corner) >
or
edge ordering code (square corner) >
top thickness >

Laminate PVC	Laminate T-Mold	Laminate Wood	Laminate Soft PVC	Laminate 1 1/2" Wood	Laminate 1 1/2" Wood	
Flat	Convex	Flat	Bumper	Square	Bullnose	
LP2R or LP2S 1 1/4"	LP3R or LP3S 1 3/4"	LT2 LT3 1 1/4" 1 3/4"	LW2R or LW2S 1 1/4"	LB2R 1 1/4"	LWS2 LWS3 1 1/4" 1 3/4"	LWB2 LWB3 1 1/4" 1 3/4"
Fluted		Fluted	Reverse Bevel Acrylic	Fluted		
LPF2R LPF3R or LPF2S LPF3S 1 1/4" 1 3/4"		LWF2R or LWF2S 1 1/4"	LMRA2R or LMRA2S 1 1/4"	LWF2 LWF3 1 1/4" 1 3/4"		
1 1/4"	1 3/4"	1 1/4"	1 1/4"	1 1/4"	1 3/4"	

Base Style	Table Description	Model #	Product Wt	Price
	18 x 48 Fix	PET11848REFX	≡OS 50	940 1038 1243 1452 1480
	18 x 48 Fold	PET11848REFO	≡OS 52	1340 1440 1647 1855 1883
	18 x 48 Slim-Tilt	PET11848REST	≡OS 62	1266 1365 1573 1779 1808
	18 x 60 Fix	PET11860REFX	≡OS 61	1029 1097 1380 1616 1656
	18 x 60 Fold	PET11860REFD	≡OS 63	1429 1500 1778 2017 2053
	18 x 60 Slim-Tilt	PET11860REST	≡OS 73	1358 1426 1706 1946 1981
	18 x 72 Fix	PET11872REFX	≡OS 69	1084 1183 1505 1792 1872
	18 x 72 Fold	PET11872REFD	≡OS 71	1487 1583 1906 2194 2272
	18 x 72 Slim-Tilt	PET11872REST	≡OS 81	1413 1511 1836 2121 2201
	18 x 84 Fix	PET11884REFX	≡OS 76	1215 1323 1800 2191 2221
	18 x 84 Fold	PET11884REFD	≡OS 78	1614 1724 2199 2591 2619
	18 x 84 Slim-Tilt	PET11884REST	≡OS 88	1540 1652 2126 2517 2545
	18 x 90 Fix	PET11890REFX	≡OS 80	1334 1428 2052 2536 2558
	18 x 90 Fold	PET11890REFD	≡OS 82	1732 1830 2454 2936 2961
	18 x 90 Slim-Tilt	PET11890REST	≡OS 92	1661 1756 2380 2865 2890
	18 x 96 Fix	PET11896REFX	≡OS 84	1334 1428 2052 2536 2558
	18 x 96 Fold	PET11896REFD	≡OS 86	1732 1830 2454 2936 2961
	18 x 96 Slim-Tilt	PET11896REST	≡OS 96	1661 1756 2380 2865 2890

To Order, Specify...

- 1 Model Number
- 2 Top Material
- 3 Edge Style and Thickness
- 4 Edge Color
- 5 Base Color
- 6 Additional Options

Veneer Wood	Veneer 1 1/4" Wood	Veneer 1 1/4" Wood
Flat  VW2R or VW2S 1 1/4"	Square  VWS2 VWS3 1 1/4" 1 1/4"	Bullnose  VWB2 VWB3 1 1/4" 1 1/4"
Fluted  VWF2R or VWF2S 1 1/4"	Fluted  VWF2 VWF3 1 1/4" 1 1/4"	
1 1/4"	1 1/4"	1 1/4"
2056	2233	2405
2461	2637	2808
2387	2564	2738
2229	2423	2636
2626	2822	3035
2555	2747	2963
2406	2621	2857
2808	3024	3259
2739	2953	3187
2612	2848	3104
3011	3247	3504
2937	3177	3428
3062	3354	3656
3463	3755	4053
3393	3683	3985
3062	3354	3656
3463	3755	4053
3393	3683	3985

Base Options

	Code	Price
Assembled Folding TableBAF	\$ 77
Alternate Table Height 32" & Under.....	.BAH	\$ 100
Alternate Table Height 32" & Over.....	.BSP	\$ call
Adjustable Height, Motorized (Fix).....	.BAM	\$ 2406
Adjustable Height, Pin (Fix/Tilt).....	.BAP	\$ 221
Adjustable Height, Pneumatic (Fix/Tilt).....	.BAT	\$ 1228
Bullet End CapsBBE	\$ 129
Casters (4), Dual Wheel Black Hard Wheel (to 72" length).....	.CAS55	\$ 171
Casters (4), Dual Wheel Black Soft Wheel (to 72" length).....	.CAS57	\$ 171
Mix - Dual Wheel Casters & Glides (to 72" length) ..	.BMD	\$ 163
Self-Leveling Glides (4).....	.GLD04	\$ 49
Stretcher Rail (Fix/Tilt) Finish Same as Base Tables 36"H & Over Require a Stretcher RailBSR	\$ 243

Finish Options

Chrome	\$ 165
Nickel.....	\$ 223
Powder Coat, Standard	n/c
Powder Coat, Premium.....	\$ 165
Platinum.....	\$ 488

Top Options

Table Link (all four sides)TLK	\$ 251
Table Link (18" ends only)TLE	\$ 135
Special Laminate.....	.TSP	call
Custom Cutout (per cutout)TCC	\$ 120

Power + Data Options

Please reference the Power + Data Price List

Wire Management Options

Basket, Under Top MountWBT	\$ 97
Plastic Runner, Under Top MountWRT	\$ 165
Cable Hook LegwayWCK	\$ 119
Canvas LegwayWCL	\$ 100
Plastic Legway.....	.WRL	\$ 78
1 Oval Brush Grommet, Location AWOA	\$ 97
2 Oval Brush Grommets, Location EWOE	\$ 194
1 Oval Brush Grommet, Provide Location Print.....	.WOG	\$ 97
1 Round Grommet, Location AWRA	\$ 76
2 Round Grommets, Location E.....	.WRE	\$ 152
1 Round Grommet, Provide Location PrintWRG	\$ 76

Accessories

Keyboard Platform w/Mouse SurfaceAKP27M	\$ 760
CPU Holder (3" fixed).....	.ACPU3F	\$ 155
Table TransportATT3054	\$ 1855
Table Floor Mount Bracket Set.....	.AFB	\$ 57



Questions?

800 876 2120

Overlapping Folding Bases
 Quickship Program Product
 For Quickship specification details, visit www.versteel.com/quickship

top >
edge >

edge ordering code (radius corner) >
or
edge ordering code (square corner) >
top thickness >

edge ordering code (radius corner) >
or
edge ordering code (square corner) >
top thickness >

Laminate PVC	Laminate T-Mold	Laminate Wood	Laminate Soft PVC	Laminate 1 1/2" Wood	Laminate 1 1/2" Wood	
Flat	Convex	Flat	Bumper	Square	Bullnose	
LP2R or LP2S 1 1/4"	LP3R or LP3S 1 3/4"	LT2 LT3 1 1/4" 1 3/4"	LW2R or LW2S 1 1/4"	LB2R 1 1/4"	LWS2 LWS3 1 1/4" 1 3/4"	LWB2 LWB3 1 1/4" 1 3/4"
Fluted		Fluted	Reverse Bevel Acrylic	Fluted		
LPF2R or LPF2S 1 1/4"	LPF3R or LPF3S 1 3/4"	LWF2R or LWF2S 1 1/4"	LMRA2R or LMRA2S 1 1/4"	LWF2 LWF3 1 1/4" 1 3/4"		
1 1/4"	1 3/4"	1 1/4"	1 1/4"	1 1/4"	1 3/4"	
964	1011	1378	1657	1693		
988	1038	1404	1683	1721		
1389	1440	1805	2082	2121		
1315	1364	1730	2009	2046		
1064	1132	1580	1930	1956		
1463	1532	1981	2328	2355		
1392	1460	1908	2259	2286		
1242	1296	1803	2181	2208		
1643	1697	2201	2584	2614		
1569	1625	2129	2511	2541		
1322	1340	2011	2477	2498		
1723	1741	2413	2880	2896		
1649	1667	2342	2805	2823		
1550	1576	2346	2881	2937		
1949	1975	2746	3281	3337		
1876	1902	2675	3208	3266		
1550	1576	2346	2881	2937		
1949	1975	2746	3281	3337		
1876	1902	2675	3208	3266		

Base Style

Table Description

Model #

Product Wt








24 x 42 Fix	PET12442REFX	≡OS	56
24 x 48 Fix	PET12448REFX	≡OS	61
24 x 48 Fold	PET12448REFO	≡OS	65
24 x 48 Slim-Tilt	PET12448REST	≡OS	73
24 x 60 Fix	PET12460REFX	≡OS	74
24 x 60 Fold	PET12460REFD	≡OS	78
24 x 60 Slim-Tilt	PET12460REST	≡OS	86
24 x 72 Fix	PET12472REFX	≡OS	84
24 x 72 Fold	PET12472REFD	≡OS	88
24 x 72 Slim-Tilt	PET12472REST	≡OS	96
24 x 84 Fix	PET12484REFX	≡OS	94
24 x 84 Fold	PET12484REFD	≡OS	98
24 x 84 Slim-Tilt	PET12484REST	≡OS	106
24 x 90 Fix	PET12490REFX	≡OS	99
24 x 90 Fold	PET12490REFD	≡OS	103
24 x 90 Slim-Tilt	PET12490REST	≡OS	111
24 x 96 Fix	PET12496REFX	≡OS	104
24 x 96 Fold	PET12496REFD	≡OS	108
24 x 96 Slim-Tilt	PET12496REST	≡OS	116

To Order, Specify...

- 1 Model Number
- 2 Top Material
- 3 Edge Style and Thickness
- 4 Edge Color
- 5 Base Color
- 6 Additional Options



Veneer Wood	Veneer 1 1/4" Wood	Veneer 1 1/4" Wood
Flat  VW2R or VW2S 1 1/4"	Square  VWS2 VWS3 1 1/4" 1 1/4"	Bullnose  VWB2 VWB3 1 1/4" 1 1/4"
Fluted  VWF2R or VWF2S 1 1/4"	Fluted  VWF2 VWF3 1 1/4" 1 1/4"	
1 1/4"	1 1/4"	1 1/4"
2134	2319	2508
2158	2346	2535
2562	2747	2936
2488	2673	2859
2392	2606	2813
2793	3004	3213
2722	2936	3142
2610	2846	3097
3010	3243	3502
2937	3176	3426
2872	3142	3417
3273	3543	3819
3203	3472	3746
3236	3545	3859
3634	3946	4260
3565	3874	4189
3236	3545	3859
3634	3946	4260
3565	3874	4189

Base Options

	Code	Price
Assembled Folding Table	BAF	\$ 77
Alternate Table Height 32" & Under.....	BAH	\$ 100
Alternate Table Height 32" & Over.....	BSP	\$ call
Adjustable Height, Motorized (Fix).....	BAM	\$ 2406
Adjustable Height, Pin (Fix/Tilt).....	BAP	\$ 221
Adjustable Height, Pneumatic (Fix/Tilt).....	BAT	\$ 1228
Bullet End Caps	BBE	\$ 129
Casters (4), Dual Wheel Black Hard Wheel (to 72" length).....	CAS55	\$ 171
Casters (4), Dual Wheel Black Soft Wheel (to 72" length).....	CAS57	\$ 171
Mix - Dual Wheel Casters & Glides (to 72" length) ..	BMD	\$ 163
Self-Leveling Glides (4).....	GLD04	\$ 49
Stretcher Rail (Fix/Tilt) Finish Same as Base Tables 36" H & Over Require a Stretcher Rail	BSR	\$ 243

Finish Options

Chrome	\$ 165
Nickel.....	\$ 223
Powder Coat, Standard	n/c
Powder Coat, Premium.....	\$ 165
Platinum.....	\$ 488

Top Options

Table Link (all four sides)	TLK	\$ 251
Table Link (24" ends only).....	TLE	\$ 135
Special Laminate.....	TSP	call
Custom Cutout (per cutout)	TCC	\$ 120
Laptop Locker (each).....	TLA	\$ 1375
(available on fixed tables only, see page 34 in All Tables Price List for additional information)		
Electronic Lock (per locker).....	TLEL	\$ 359
Power Unit (up to 10 lockers sequenced, includes 1 key), required for electronic lock.....	TLP	\$ 567

Power + Data Options

Please reference the Power + Data Price List

Wire Management Options

Basket, Under Top Mount	WBT	\$ 97
Plastic Runner, Under Top Mount	WRT	\$ 165
Cable Hook Legway	WCK	\$ 119
Canvas Legway	WCL	\$ 100
Plastic Legway.....	WRL	\$ 78
1 Oval Brush Grommet, Location A	WOA	\$ 97
2 Oval Brush Grommets, Location E	WOE	\$ 194
1 Oval Brush Grommet, Provide Location Print	WOG	\$ 97
1 Round Grommet, Location A	WRA	\$ 76
2 Round Grommets, Location E	WRE	\$ 152
1 Round Grommet, Provide Location Print	WRG	\$ 76

Accessories

Keyboard Platform w/Mouse Surface	AKP27M	\$ 760
CPU Holder (3" - 9" adjustment)	ACPU3-9F	\$ 237
CPU Holder (5" - 8" adjustment).....	ACPU5-8F	\$ 155
CPU Holder (3" - 5" adjustment).....	ACPU3F	\$ 155
Table Transport	ATT3054	\$ 1855
Table Floor Mount Bracket Set.....	AFB	\$ 57



Questions?

800 876 2120

- Overlapping Folding Bases
- Indicates Number of Bases
- Quickship Program Product
For Quickship specification details, visit www.versteel.com/quickship

top >
edge >

edge ordering code (radius corner) >
or
edge ordering code (square corner) >
top thickness >

edge ordering code (radius corner) >
or
edge ordering code (square corner) >
top thickness >

Laminate PVC	Laminate T-Mold	Laminate Wood	Laminate Soft PVC	Laminate 1/4" Wood	Laminate 1/4" Wood
Flat	Convex	Flat	Bumper	Square	Bullnose
LP2R or LP2S 1 1/4"	LP3R or LP3S 1 3/4"	LT2 1 1/4"	LT3 1 3/4"	LW2R or LW2S 1 1/4"	LB2R 1 1/4"
LWB2	LWB3	LWF2R or LWF2S 1 1/4"	LMRA2R or LMRA2S 1 1/4"	LWS2 1 1/4"	LWS3 1 3/4"
LWF2	LWF3	LWF2R or LWF2S 1 1/4"	LMRA2R or LMRA2S 1 1/4"	LWF2 1 1/4"	LWF3 1 3/4"
1 1/4"	1 3/4"	1 1/4"	1 1/4"	1 1/4"	1 3/4"
1005	1080	1354	1588	1656	
1105	1232	1536	1827	1871	
1506	1633	1937	2230	2272	
1433	1562	1863	2154	2199	
1182	1236	1732	2106	2356	
1582	1636	2134	2508	2761	
1505	1563	2057	2432	2686	
1284	1345	1933	2373	2474	
1687	1747	2340	2773	2880	
1612	1675	2265	2698	2805	
1386	1475	2203	2621	2711	
1784	1875	2603	3024	3111	
1715	1805	2535	2949	3035	
1580	1730	2551	3204	3280	
1982	2130	2954	3603	3681	
1908	2057	2881	3531	3606	
1580	1730	2551	3204	3280	
1982	2130	2954	3603	3681	
1908	2057	2881	3531	3606	
2295	2444	3600	4476	4556	

Base Style

Table Description

Model #

Product Wt








30 x 42 Fix	PET13042REFX	65
30 x 48 Fix	PET13048REFX	71
30 x 48 Fold	PET13048REFO	75
30 x 48 Slim-Tilt	PET13048REST	83
30 x 60 Fix	PET13060REFX	87
30 x 60 Fold	PET13060REFD	91
30 x 60 Slim-Tilt	PET13060REST	99
30 x 72 Fix	PET13072REFX	100
30 x 72 Fold	PET13072REFD	104
30 x 72 Slim-Tilt	PET13072REST	112
30 x 84 Fix	PET13084REFX	113
30 x 84 Fold	PET13084REFD	117
30 x 84 Slim-Tilt	PET13084REST	125
30 x 90 Fix	PET13090REFX	119
30 x 90 Fold	PET13090REFD	123
30 x 90 Slim-Tilt	PET13090REST	131
30 x 96 Fix	PET13096REFX	125
30 x 96 Fold	PET13096REFD	129
30 x 96 Slim-Tilt	PET13096REST	137
30 x 120 Fix	PET130120REFX	156

To Order, Specify...

- 1 Model Number
- 2 Top Material
- 3 Edge Style and Thickness
- 4 Edge Color
- 5 Base Color
- 6 Additional Options



Veneer Wood	Veneer 1 1/4" Wood	Veneer 1 1/4" Wood
Flat  VW2R or VW2S 1 1/4"	Square  VWS2 VWS3 1 1/4" 1 1/4"	Bullnose  VWB2 VWB3 1 1/4" 1 1/4"
Fluted  VWF2R or VWF2S 1 1/4"	Fluted  VWF2 VWF3 1 1/4" 1 1/4"	
1 1/4"	1 1/4"	1 1/4"
2114	2297	2466
2394	2610	2813
2796	3011	3215
2722	2936	3140
2652	2894	3132
3056	3295	3531
2980	3218	3457
2971	3242	3457
3372	3647	3859
3299	3575	3786
3248	3555	3858
3651	3957	4259
3579	3885	4188
3651	4004	4328
4052	4408	4731
3980	4336	4661
3651	4004	4328
4052	4408	4731
3980	4336	4661
4745	5191	5521

Base Options

	Code	Price
Assembled Folding Table	BAF	\$ 77
Alternate Table Height 32" & Under.....	BAH	\$ 100
Alternate Table Height 32" & Over.....	BSP	\$ call
Adjustable Height, Motorized (Fix).....	BAM	\$ 2406
Adjustable Height, Pin (Fix/Tilt).....	BAP	\$ 221
Adjustable Height, Pneumatic (Fix/Tilt).....	BAT	\$ 1228
Bullet End Caps	BBE	\$ 129
Casters (4), Dual Wheel Black Hard Wheel (to 72" length).....	CAS55	\$ 171
Casters (4), Dual Wheel Black Soft Wheel (to 72" length).....	CAS57	\$ 171
Mix - Dual Wheel Casters & Glides (to 72" length) ..	BMD	\$ 163
Self-Leveling Glides (4).....	GLD04	\$ 49
Stretcher Rail (Fix/Tilt) Finish Same as Base Tables 36" H & Over Require a Stretcher Rail	BSR	\$ 243

Finish Options

Chrome	\$ 165
Nickel.....	\$ 223
Powder Coat, Standard	n/c
Powder Coat, Premium.....	\$ 165
Platinum.....	\$ 488

Top Options

Table Link (all four sides)	TLK	\$ 251
Table Link (30" ends only)	TLE	\$ 135
Special Laminate.....	TSP	call
Custom Cutout (per cutout)	TCC	\$ 120
Laptop Locker (each).....	TLA	\$ 1375
(available on fixed tables only, see page 34 in All Tables Price List for additional information)		
Electronic Lock (per locker).....	TLEL	\$ 359
Power Unit (up to 10 lockers sequenced, includes 1 key), required for electronic lock.....	TLP	\$ 567

Power + Data Options

Please reference the Power + Data Price List

Wire Management Options

Basket, Under Top Mount	WBT	\$ 97
Plastic Runner, Under Top Mount	WRT	\$ 165
Cable Hook Legway	WCK	\$ 119
Canvas Legway	WCL	\$ 100
Plastic Legway.....	WRL	\$ 78
1 Oval Brush Grommet, Location A	WOA	\$ 97
2 Oval Brush Grommets, Location E	WOE	\$ 194
1 Oval Brush Grommet, Provide Location Print.....	WOG	\$ 97
1 Round Grommet, Location A	WRA	\$ 76
2 Round Grommets, Location E.....	WRE	\$ 152
1 Round Grommet, Provide Location Print	WRG	\$ 76

Accessories

Keyboard Platform w/Mouse Surface	AKP27M	\$ 760
CPU Holder (3" - 9" adjustment)	ACPU3-9F	\$ 237
CPU Holder (5" - 8" adjustment).....	ACPU5-8F	\$ 155
CPU Holder (3" - 5" adjustment).....	ACPU3F	\$ 155
Table Transport	ATT3054	\$ 1855
Table Floor Mount Bracket Set.....	AFB	\$ 57



Questions?

800 876 2120

- Overlapping Folding Bases
- Indicates Number of Bases
- Quickship Program Product
For Quickship specification details, visit www.versteel.com/quickship

edge ordering code (radius corner) >
or
edge ordering code (square corner) >
top thickness >

edge ordering code (radius corner) >
or
edge ordering code (square corner) >
top thickness >

top >
edge >

Laminate PVC		Laminate T-Mold		Laminate Wood	Laminate Soft PVC	Laminate 1/4" Wood		Laminate 1/4" Wood	
Flat		Convex		Flat	Bumper	Square		Bullnose	
LP2R OR LP2S 1 1/4"	LP3R OR LP3S 1 3/4"	LT2 1 1/4"	LT3 1 3/4"	LW2R OR LW2S 1 1/4"	LB2R 1 1/4"	LWS2 1 1/4"	LWS3 1 3/4"	LWB2 1 1/4"	LWB3 1 3/4"
Fluted				Fluted	Reverse Bevel Acrylic	Fluted			
LPF2R OR LPF2S 1 1/4"	LPF3R OR LPF3S 1 3/4"			LWF2R OR LWF2S 1 1/4"	LMRA2R OR LMRA2S 1 1/4"	LWF2 1 1/4"	LWF3 1 3/4"		
1 1/4"		1 3/4"		1 1/4"		1 1/4"		1 3/4"	

Base Style

Table Description

Model #






Product Wt



36 x 48 Fix	PET13648REFX	81	1184	1304	1808	2230	2307
36 x 48 Fold	PET13648REFO	85	1586	1706	2208	2633	2711
36 x 48 Tilt	PET13648RETL	93	1511	1631	2136	2557	2634
36 x 60 Fix	PET13660REFX	99	1290	1406	1955	2405	2478
36 x 60 Fold	PET13660REFD	103	1690	1805	2353	2805	2881
36 x 60 Tilt	PET13660RETL	111	1617	1732	2284	2738	2810
36 x 72 Fix	PET13672REFX	115	1350	1459	2108	2618	2663
36 x 72 Fold	PET13672REFD	119	1752	1860	2509	3020	3061
36 x 72 Tilt	PET13672RETL	127	1682	1784	2436	2944	2988
36 x 84 Fix	PET13684REFX	130	1657	1711	2441	2973	3040
36 x 84 Fold	PET13684REFD	134	2056	2114	2846	3376	3445
36 x 84 Tilt	PET13684RETL	142	1984	2043	2773	3306	3369
36 x 90 Fix	PET13690REFX	137	1838	2026	2772	3396	3478
36 x 90 Fold	PET13690REFD	141	2238	2427	3172	3798	3878
36 x 90 Tilt	PET13690RETL	149	2171	2353	3103	3724	3807
36 x 96 Fix	PET13696REFX	144	1838	2026	2772	3396	3478
36 x 96 Fold	PET13696REFD	148	2238	2427	3172	3798	3878
36 x 96 Tilt	PET13696RETL	156	2171	2353	3103	3724	3807
36 x 120 Fix	PET136120REFX	180	2648	2833	3965	4844	4934

To Order, Specify...

- 1 Model Number
- 2 Top Material
- 3 Edge Style and Thickness
- 4 Edge Color
- 5 Base Color
- 6 Additional Options

Veneer Wood	Veneer 1 1/4" Wood	Veneer 1 1/4" Wood
Flat  VW2R or VW2S 1 1/4"	Square  VWS2 VWS3 1 1/4" 1 1/4"	Bullnose  VWB2 VWB3 1 1/4" 1 1/4"
Fluted  VWF2R or VWF2S 1 1/4"	Fluted  VWF2 VWF3 1 1/4" 1 1/4"	
1 1/4"	1 1/4"	1 1/4"
2943	3247	3390
3347	3651	3789
3268	3576	3716
3122	3446	3586
3522	3847	3986
3450	3777	3914
3483	3855	4003
3885	4255	4402
3811	4184	4330
3799	4206	4384
4201	4609	4786
4128	4535	4712
4065	4509	4697
4465	4908	5098
4396	4835	5028
4065	4509	4697
4465	4908	5098
4396	4835	5028
5324	5880	6071

Base Options

	Code	Price
Assembled Folding Table	BAF	\$ 77
Alternate Table Height 32" & Under.....	BAH	\$ 100
Alternate Table Height 32" & Over.....	BSP	\$ call
Adjustable Height, Motorized (Fix).....	BAM	\$ 2406
Adjustable Height, Pin (Fix/Tilt).....	BAP	\$ 221
Adjustable Height, Pneumatic (Fix/Tilt).....	BAT	\$ 1228
Bullet End Caps	BBE	\$ 129
Casters (4), Dual Wheel Black Hard Wheel (to 72" length).....	CAS55	\$ 171
Casters (4), Dual Wheel Black Soft Wheel (to 72" length).....	CAS57	\$ 171
Mix - Dual Wheel Casters & Glides (to 72" length) ..	BMD	\$ 163
Self-Leveling Glides (4).....	GLD04	\$ 49
Stretcher Rail (Fix/Tilt) Finish Same as Base Tables 36" H & Over Require a Stretcher Rail	BSR	\$ 243

Finish Options

Chrome	\$ 165
Nickel.....	\$ 223
Powder Coat, Standard	n/c
Powder Coat, Premium.....	\$ 165
Platinum.....	\$ 488

Top Options

Table Link (all four sides)	TLK	\$ 251
Table Link (36" ends only)	TLE	\$ 135
Special Laminate.....	TSP	call
Custom Cutout (per cutout)	TCC	\$ 120
Laptop Locker (each).....	TLA	\$ 1375
(available on fixed tables only, see page 34 in All Tables Price List for additional information)		
Electronic Lock (per locker).....	TLEL	\$ 359
Power Unit (up to 10 lockers sequenced, includes 1 key), required for electronic lock.....	TLP	\$ 567

Power + Data Options

Please reference the Power + Data Price List

Wire Management Options

Basket, Under Top Mount	WBT	\$ 97
Plastic Runner, Under Top Mount	WRT	\$ 165
Cable Hook Legway	WCK	\$ 119
Canvas Legway	WCL	\$ 100
Plastic Legway.....	WRL	\$ 78
1 Oval Brush Grommet, Location A.....	WOA	\$ 97
2 Oval Brush Grommets, Location E.....	WOE	\$ 194
1 Oval Brush Grommet, Provide Location Print.....	WOG	\$ 97
1 Round Grommet, Location A	WRA	\$ 76
2 Round Grommets, Location E.....	WRE	\$ 152
1 Round Grommet, Provide Location Print	WRG	\$ 76

Accessories

Keyboard Platform w/Mouse Surface	AKP27M	\$ 760
CPU Holder (3" - 9" adjustment)	ACPU3-9F	\$ 237
CPU Holder (5" - 8" adjustment).....	ACPU5-8F	\$ 155
CPU Holder (3" - 5" adjustment).....	ACPU3F	\$ 155
Table Transport.....	ATT3054	\$ 1855
Table Floor Mount Bracket Set.....	AFB	\$ 57



Questions?












800 876 2120

⊕ Indicates Number of Bases
 QS Quickship Program Product
 For Quickship specification details,
 visit www.versteel.com/quickship

top >
edge >

edge ordering code (radius corner) >
or
edge ordering code (square corner) >
top thickness >






edge ordering code (radius corner) >
or
edge ordering code (square corner) >
top thickness >
top thickness price >

Laminate PVC	Laminate T-Mold	Laminate Wood	Laminate Soft PVC	Laminate 1 1/2" Wood				
				Square	Bullnose			
Flat  LP2R or LP3R 1 1/4" or 1 3/4"	Convex  LT2 LT3 1 1/4" 1 3/4"	Flat  LW2R or LW2S 1 1/4"	Bumper  LB2R 1 1/4"	1 1/4" 1 3/4"	1 1/4" 1 3/4"			
Fluted		Fluted	Reverse Bevel Acrylic	Fluted				
 LPF2R or LPF3R 1 1/4" or 1 3/4"		 LWF2R or LWF2S 1 1/4"	 LMRA2R or LMRA2S 1 1/4"	 LWF2 LWF3 1 1/4" 1 3/4"				
				1 1/4" 1 3/4"	1 1/4" 1 3/4"			
Base Style	Table Description	Model #	Product Wt					
 T2	42 x 72 Fix	PET2 4272REFX ⊕QS	151	1946	2151	2854	3460	3552
	42 x 72 Fold	PET2 4272REFD ⊕QS	159	2453	2662	3361	3967	4063
	42 x 84 Fix	PET2 4284REFX ⊕QS	169	2098	2343	3284	4076	4217
	42 x 84 Fold	PET2 4284REFD ⊕QS	177	2603	2848	3789	4584	4724
	42 x 96 Fix	PET2 4296REFX ⊕QS	187	2183	2439	3415	4235	4412
	42 x 96 Fold	PET2 4296REFD ⊕QS	195	2692	2945	3918	4740	4917
	48 x 96 Fix	PET2 4896REFX ⊕QS	206	2259	2522	3571	4451	4662
	48 x 96 Fold	PET2 4896REFD ⊕QS	214	2770	3032	4080	4962	5168
	48 x 120 Fix	PET2 48120REFX ⑤ ⊕QS	256		3338			5979
	48 x 144 Fix	PET2 48144REFX ⑤	295		4384			7264
	48 x 192 Fix	PET2 48192REFX ④	412		5300			10281
 P3	36 x 72 Fix	PEP3 3672REFX ⊕QS	138	1805	1913	2562	3072	3115
	42 x 84 Fix	PEP3 4284REFX ⊕QS	170	2340	2581	3522	4315	4456
 P4	48 x 96 Fix	PEP4 4896REFX ⑥ ⊕QS	210	2571	2836	3885	4763	4973
	48 x 120 Fix	PEP4 48120REFX ⑥ ⊕QS	259	3465	3806			6446
	48 x 144 Fix	PEP4 48144REFX ⑥	298	4415	4852			7737
	48 x 192 Fix	PEP4 48192REFX ⑧	421	5394	5924			10909
	60 x 120 Fix	PEP4 60120REFX ⑥ ⊕QS	308	4124	4530			7656
	60 x 144 Fix	PEP4 60144REFX ⑥	357	5155	5664			9527
	60 x 192 Fix	PEP4 60192REFX ⑧	499	6706	7370			12452
	60 x 240 Fix	PEP4 60240REFX ⑫	616	8619	9471			14615

To Order, Specify...

- ① Model Number
- ② Top Material
- ③ Edge Style and Thickness
- ④ Edge Color
- ⑤ Base Color
- ⑥ Additional Options



Veneer Wood	Veneer 1 1/4" Wood	Veneer 1 1/4" Wood
Flat  VW2R or VW2S 1 1/4"	Square  VWS2 VWS3 1 1/4" 1 1/4"	Bullnose  VWB2 VWB3 1 1/4" 1 1/4"
Fluted  VWF2R or VWF2S 1 1/4"	Fluted  VWF2 VWF3 1 1/4" 1 1/4"	
1 1/4"	1 1/4"	1 3/4"
4140	4572	4740
4645	5082	5248
4523	5002	5186
5031	5509	5693
4875	5394	5590
5379	5896	6098
5261	5824	6020
5768	6335	6531
		7634
		9281
		11821
		0
3938	4312	4457
4762	5242	5425
		0
5574	6136	6336
		8102
		9752
		12449
		9711
		11092
		13487
		17823

Base Options

	Code	Price
Assembled Folding TableBAF	\$ 77
Alternate Table Height 32" & UnderBAH	\$ 100
Alternate Table Height 32" & OverBSP	\$ call
Bullet End CapsBBE	\$ 129
Stretcher Rail (Fix/Tilt) Finish Same as Base Tables 36" H & Over Require a Stretcher RailBSR	\$ 243

Finish Options

Chrome	\$ 165
Nickel	\$ 223
Powder Coat, Standard	n/c
Powder Coat, Premium	\$ 165
Platinum	\$ 488

Top Options

2-Piece Top (120" length only)T2P	\$ 629
Table Link (all four sides)TLK	\$ 251
Table Link (36", 42", 48" or 60" ends only)TLE	\$ 135
Special LaminateTSP	call
Custom Cutout (per cutout)TCC	\$ 120
Laptop Locker (each)TLA	\$ 1375
(available on fixed tables only, see page 34 in All Tables Price List for additional information)		
Electronic Lock (per locker)TLEL	\$ 359
Power Unit (up to 10 lockers sequenced, includes 1 key), required for electronic lockTLPU	\$ 567

Power + Data Options

Please reference the Power + Data Price List

Wire Management Options

Basket, Under Top MountWBT	\$ 97
Cable Hook Legway T2WCK	\$ 119
Canvas LegwayWCL	\$ 100
Plastic Legway T2WRL	\$ 78
1 Oval Brush Grommet, Location KWOK	\$ 97
1 Oval Brush Grommet, Provide Location Print.WOG	\$ 97
1 Round Grommet, Location KWRK	\$ 76
1 Round Grommet, Provide Location PrintWRG	\$ 76
Power Hatch (black), Available in 6" incrementsWPH	
24" or less (each)		\$ 256
25" to 48" (each)		\$ 333
49" to 81" (each)		\$ 405

Accessories

Table Floor Mount Bracket Set T2AFB	\$ 57
--	------	-------



Questions?

800 876 2120

- Overlapping Folding Bases
- Indicates Number of Bases
- Quickship Program Product
For Quickship specification details, visit www.versteel.com/quickship






top > edge >	Laminate PVC	Laminate T-Mold	Laminate Wood	Laminate Soft PVC	Laminate 1 1/2" Wood	Laminate 1 1/2" Wood
	Flat	Convex	Flat	Bumper	Square	Bullnose
edge ordering code >	LP2R LP3R	LT2 LT3	LW2R	LB2R	LWS2 LWS3	LWB2 LWB3
top thickness >	1 1/4" 1 3/4"	1 1/4" 1 3/4"	1 1/4"	1 1/4"	1 1/4" 1 3/4"	1 1/4" 1 3/4"
	Fluted		Fluted	Reverse Bevel Acrylic	Fluted	
edge ordering code >	LPF2R LPF3R		LWF2R	LMRA2R	LWF2 LWF3	
top thickness >	1 1/4" 1 3/4"		1 1/4"	1 1/4"	1 1/4" 1 3/4"	
top thickness price >	1 1/4" 1 3/4"	1 3/4"	1 1/4"	1 1/4"	1 1/4" 1 3/4"	1 3/4"

Base Style	Table Description	Model #	Product Wt	1 1/4"	1 3/4"	1 1/4"	1 1/4"	1 3/4"
	T1 36 x 72 Fix	PET1 3672RAFX	106	1724	1915	2658		3285 3396
	36 x 72 Fold	PET1 3672RAFO	110	2127	2317	3058		3685 3799
	36 x 72 Tilt	PET1 3672RATL	118	2052	2239	2983		3608 3723
	T2 42 x 84 Fix	PET2 4284RAFX	166	2254	2517	3631		4558 4673
	42 x 84 Fold	PET2 4284RAFD	174	2761	3026	4139		5065 5180
	42 x 96 Fix	PET2 4296RAFX	184	2477	2795	3851		4780 4990
	42 x 96 Fold	PET2 4296RAFD	192	2985	3306	4362		5287 5499
	48 x 96 Fix	PET2 4896RAFX	201	2526	2857	3986		4970 5103
	48 x 96 Fold	PET2 4896RAFD	209	3032	3363	4491		5477 5610
	48 x 120 Fix	PET2 48120RAFX	251		3806			6265
	P3 48 x 144 Fix	PET2 48144RAFX	293		5161			8025
	P3 36 x 72 Fix	PEP3 3672RAFX	134	2175	2366	3109		3738 3851
	P4 42 x 84 fix	PEP3 4284RAFX	164	2493	2755	3870		4796 4911
	P4 48 x 96 Fix	PEP4 4896RAFX	203	2836	3167	4296		5282 5416
	48 x 120 Fix	PEP4 48120RAFX	254		4616			7077
	48 x 144 Fix	PEP4 48144RAFX	296		5633			8493
	48 x 192 Fix	PEP4 48192RAFX	143		7158			12176
	60 x 144 Fix	PEP4 60144RAFX	348		6634			10301
	60 x 192 Fix	PEP4 60192RAFX	496		8593			13580

To Order, Specify...

- Model Number
- Top Material
- Edge Style and Thickness
- Edge Color
- Base Color
- Additional Options



Veneer Wood	Veneer 1 1/4" Wood	Veneer 1 1/4" Wood
Flat  VW2R 1 1/4"	Square  VWS2 VWS3 1 1/4" 1 1/4"	Bullnose  VWB2 VWB3 1 1/4" 1 1/4"
Fluted  VWF2R 1 1/4"	Fluted  VWF2 VWF3 1 1/4" 1 1/4"	
1 1/4"	1 1/4"	1 1/4"
5313	5888	6077
5717	6290	6483
5642	6216	6407
6266	6937	7198
6774	7442	7705
6840	7571	7833
7349	8078	8340
7013	7772	8048
7517	8278	8552
		8963
		12145
5766	6339	6531
6505	7175	7435
7324	8082	8359
		9773
		12614
		16639
		15161
		19833

Base Options

	Code	Price
Assembled Folding TableBAF	\$ 77
Alternate Table Height 32" & Under.....	.BAH	\$ 100
Alternate Table Height 32" & Over.....	.BSP	\$ call
Bullet End Caps.....	.BBE	\$ 129
Casters (4), Dual Wheel Black Hard Wheel T1.....	.CAS55	\$ 171
Casters (4), Dual Wheel Black Soft Wheel T1.....	.CAS57	\$ 171
Mix - Dual Wheel Casters & Glides T1.....	.BMD	\$ 163
Self-Leveling Glides (4) T1GLD04	\$ 49
Stretcher Rail T1 (Fix/Tilt) Finish Same as BaseBSR	\$ 243

Finish Options

Chrome	\$ 165
Nickel.....	\$ 223
Powder Coat, Standard	n/c
Powder Coat, Premium.....	\$ 165
Platinum.....	\$ 488

Top Options

2-Piece Top (120" length only)T2P	\$ 629
Special Laminate.....	.TSP	call
Custom Cutout (per cutout)TCC	\$ 120

Power + Data Options

Please reference the Power + Data Price List

Wire Management Options

Basket, Under Top MountWBT	\$ 97
Cable Hook Legway T1, T2WCK	\$ 119
Canvas LegwayWCL	\$ 100
Plastic Legway T1, T2.....	.WRL	\$ 78
1 Oval Brush Grommet, Location K.....	.WOK	\$ 97
1 Oval Brush Grommet, Provide Location Print.....	.WOG	\$ 97
1 Round Grommet, Location KWRK	\$ 76
1 Round Grommet, Provide Location PrintWRG	\$ 76
Power Hatch (black), Available in 6" incrementsWPH	
24" or less (each)		\$ 256
25" to 48" (each)		\$ 333
49" to 81" (each).....		\$ 405

Accessories

Table TransportATT3054	\$ 1855
Table Floor Mount Bracket Set T1, T2.....	.AFB	\$ 57



Questions?

800 876 2120

- Overlapping Folding Bases
- Indicates Number of Bases
- Quickship Program Product
For Quickship specification details, visit www.versteel.com/quickship

top >
edge >

edge ordering code >

top thickness >

edge ordering code >

top thickness >






top thickness price >

Laminate PVC	Laminate T-Mold	Laminate Wood	Laminate Soft PVC	Laminate 1 1/2" Wood	Laminate 1 1/2" Wood				
Flat	Convex	Flat	Bumper	Square	Bullnose				
LP2R LP3R	LT2 LT3	LW2R	LB2R	LWS2 LWS3	LWB2 LWB3				
1 1/4" 1 3/4"	1 1/4" 1 3/4"	1 1/4"	1 1/4"	1 1/4" 1 3/4"	1 1/4" 1 3/4"				
Fluted		Fluted	Reverse Bevel Acrylic	Fluted					
LPF2R LPF3R		LWF2R	LMRA2R	LWF2 LWF3					
1 1/4" 1 3/4"		1 1/4"	1 1/4"	1 1/4" 1 3/4"					
1 1/4"	1 3/4"	1 1/4"		1 1/4"	1 3/4"				
Base Style	Table Description	Model #	Product Wt						
	T1 Oval 36 x 72 Fix 36 x 72 Fold 36 x 72 Tilt	PET1 3672OVFX	92	1849	2054	2870	3565	3684	
		PET1 3672OVFO	96	2253	2458	3273	3967	4088	
		PET1 3672OVTL	104	2177	2386	3203	3894	4016	
	T2 42 x 84 Fix 48 x 96 Fix 48 x 120 Fix	PET2 4284OVFX	144	2410	2698	4122	4942	5068	
		PET2 4896OVFX	173	2708	3074	4556	5398	5545	
		PET2 48120OVFX	214		4117			6823	
	P3 36 x 72 Fix 42 x 84 Fix	PEP3 3672OVFX	108	2822	3211	4417	5498	5633	
		PEP3 4284OVFX	142	2846	3237	4557	5704	5848	
	P4 48 x 96 Fix 48 x 120 Fix	PEP4 4896OVFX	175	2919	3311	4632	5778	5922	
		PEP4 48120OVFX	217		4728			7698	
	T2 30 x 42 x 96 Fix 30 x 42 x 96 Fold 36 x 48 x 96 Fix 36 x 48 x 96 Fold 36 x 48 x 120 Fix 36 x 48 x 144 Fix	PET2 3096BTFX	176	2584	2972	4179	5257	5392	
		PET2 3096BTFD	184	3088	3478	4686	5764	5895	
		PET2 3696BTFX	196	2606	2998	4316	5464	5609	
		PET2 3696BTFD	204	3112	3505	4823	5972	6116	
		PET2 36120BTFX	240		4259			7230	
		PET2 36144BTFX	276		5602			8767	
		PET2 3096BTFX	172	2822	3211	4417	5498	5633	
	P4 36 x 48 x 96 Fix 36 x 48 x 120 Fix 36 x 48 x 144 Fix	PEP4 3696BTFX	197	2919	3311	4632	5778	5922	
		PEP4 36120BTFX	243		4728			7698	
		PEP4 36144BTFX	279		6071			9241	

To Order, Specify...

- Model Number
- Top Material
- Edge Style and Thickness
- Edge Color
- Base Color
- Additional Options



Veneer Wood	Veneer 1 1/4" Wood	Veneer 1 1/4" Wood
Flat	Square	Bullnose
 VW2R	 VWS2 VWS3	 VWB2 VWB3
1 1/4"	1 1/4" 1 1/4"	1 1/4" 1 1/4"
 VWF2R	 VWF2 VWF3	
1 1/4"	1 1/4" 1 1/4"	
1 1/4"	1 1/4"	1 3/4"
5796	6427	6638
6197	6828	7038
6125	6755	6966
7081	7562	7846
7920	8479	8783
		9795
7756	8563	8854
7944	8787	9061
8019	8860	9137
		10674
7517	8322	8616
8025	8829	9124
7705	8548	8826
8211	9055	9330
		10199
		13295
7756	8563	8854
8019	8860	9137
		10674
		13764

Base Options

	Code	Price
Assembled Folding TableBAF	\$ 77
Alternate Table Height 32" & Under.....	.BAH	\$ 100
Alternate Table Height 32" & Over.....	.BSP	\$ call
Bullet End Caps.....	.BBE	\$ 129
Casters (4), Dual Wheel Black		
Hard Wheel T1.....	.CAS55	\$ 171
Casters (4), Dual Wheel Black		
Soft Wheel T1.....	.CAS57	\$ 171
Mix - Dual Wheel Casters & Glides T1.....	.BMD	\$ 163
Self-Leveling Glides (4) T1GLD04	\$ 49
Stretcher Rail T1 (Fix/Tilt) Finish Same as BaseBSR	\$ 243

Finish Options

Chrome	\$ 165
Nickel.....	\$ 223
Powder Coat, Standard	n/c
Powder Coat, Premium.....	\$ 165
Platinum.....	\$ 488

Top Options

2-Piece Top (120" length only)T2P	\$ 629
Special Laminate.....	.TSP	call
Custom Cutout (per cutout)TCC	\$ 120

Power + Data Options

Please reference the Power + Data Price List

Wire Management Options

Basket, Under Top MountWBT	\$ 97
Cable Hook Legway T1, T2WCK	\$ 119
Canvas LegwayWCL	\$ 100
Plastic Legway T1, T2.....	.WRL	\$ 78
1 Oval Brush Grommet, Location K.....	.WOK	\$ 97
1 Oval Brush Grommet, Provide Location Print.....	.WOG	\$ 97
1 Round Grommet, Location KWRK	\$ 76
1 Round Grommet, Provide Location PrintWRG	\$ 76
Power Hatch (black), Available in 6" incrementsWPH	
24" or less (each)		\$ 256
25" to 48" (each)		\$ 333
49" to 81" (each).....		\$ 405

Accessories

Table TransportATT3054	\$ 1855
Table Floor Mount Bracket Set T1, T2.....	.AFB	\$ 57

Performance

Split Top, Corner,
Video Wedge + Transition



Questions?

800 876 2120

OS Quickship Program Product
For Quickship specification details,
visit www.versteel.com/quickship

top >
edge >

edge ordering code (radius corner) >
or
edge ordering code (square corner) >
top thickness >

edge ordering code (radius corner) >
or
edge ordering code (square corner) >
top thickness >
top thickness price >





Laminate PVC	Laminate T-Mold	Laminate Wood	Laminate Soft PVC	Laminate 1 1/4" Wood	
				1 1/4"	1 3/4"
Flat LP2R or LP2S 1 1/4"	Convex LT2 or LT3 1 1/4"	Flat LW2R or LW2S 1 1/4"	Bumper LB2R 1 1/4"	Square LWS2 or LWS3 1 1/4"	
Fluted LPF2R or LPF2S 1 1/4"		Fluted LWF2R or LWF2S 1 1/4"	Reverse Bevel Acrylic LMRA2R or LMRA2S 1 1/4"	Fluted LWF2 or LWF3 1 3/4"	

Base Style	Table Description	Model #	Product Wt
TC 	Split Top		
	36 x 60 Split Ellipse Fix	PETC 3660ESFX	94
	36 x 72 Split Ellipse Fix	PETC 3672ESFX	107
TI 	36 x 48 Split Rectangle Fix	PET1 3648RSFX	99
	36 x 60 Split Rectangle Fix	PET1 3660RSFX	119
	36 x 72 Split Rectangle Fix	PET1 3672RSFX	134
	Corner		
TI	24 x 42 Fix	PET1 2442CRFX	OS 80
	30 x 48 Fix	PET1 3048CRFX	OS 99
P3 	24 x 42 Fix	PEP3 2442CRFX	OS 101
	30 x 48 Fix	PEP3 3048CRFX	OS 119
TI 	Video Wedge		
	24 x 48 Fix	PET1 2448VWFX	OS 46
	30 x 60 Fix	PET1 3060VWFX	OS 61
	36 x 72 Fix	PET1 3672VWFX	OS 84
P3 	24 x 48 Fix	PEP3 2448VWFX	OS 64
	30 x 60 Fix	PEP3 3060VWFX	OS 78
	36 x 72 Fix	PEP3 3672VWFX	OS 96
TI 	Transition		
	24 x 30 Fix	PET1 2430TRFX	OS 43
	30 x 30 Fix	PET1 3030TRFX	OS 48
	36 x 30 Fix	PET1 3630TRFX	OS 52
P3 	24 x 30 Fix	PEP3 2430TRFX	OS 60
	30 x 30 Fix	PEP3 3030TRFX	OS 64
	36 x 30 Fix	PEP3 3630TRFX	OS 68

To Order, Specify...

- 1 Model Number
- 2 Top Material
- 3 Edge Style and Thickness
- 4 Edge Color
- 5 Base Color
- 6 Additional Options



Veneer Wood	Veneer 1 1/4" Wood	
Flat	Square	
		
VW2R or VW2S 1 1/4"	VWS2 1 1/4"	VWS3 1 1/4"
Fluted	Fluted	
		
VWF2R or VWF2S 1 1/4"	VWF2 1 1/4"	VWF3 1 1/4"
1 1/4"	1 1/4"	1 1/4"
7598		
8182		
5453	5845	6222
5880	6318	6769
6379	6867	7317
3409	3707	3794
3902	4253	4371
3865	4163	4248
4354	4710	4828
2756	3372	3561
3430	4058	4308
4171	4911	5214
3216	3833	4020
3888	4517	4763
4624	5366	5668
2516	2742	2812
2520	2745	2816
2904	3176	3262
2978	3205	3272
2983	3207	3279
3362	3632	3720

Base Options

	Code	Price
Alternate Table Height 32" & Under.....	BAH	\$ 100
Alternate Table Height 32" & Over.....	BSP	\$ call
Adjustable Height, Motorized T1, TC (Fix).....	BAM	\$ 2406
Adjustable Height, Pin T1, TC.....	BAP	\$ 221
Adjustable Height, Pneumatic T1 (Fix/Tilt).....	BAT	\$ 1228
Bullet End Caps.....	BBE	\$ 129
Casters (4), Dual Wheel Black		
Hard Wheel T1, TC.....	CAS55	\$ 171
Casters (4), Dual Wheel Black		
Soft Wheel T1, TC.....	CAS57	\$ 171
Mix - Dual Wheel Casters & Glides T1, TC.....	BMD	\$ 163
Self-Leveling Glides (4) T1, TC.....	GLD04	\$ 49
Stretcher Rail T1, TC (Fix/Tilt) Finish Same as Base..	BSR	\$ 243

Finish Options

Chrome	\$ 165
Nickel.....	\$ 223
Powder Coat, Standard	n/c
Powder Coat, Premium.....	\$ 165
Platinum.....	\$ 488

Top Options

Table Link.....	TLK	\$ 251
Special Laminate.....	TSP	call
Custom Cutout (per cutout).....	TCC	\$ 120

Power + Data Options

Please reference the Power + Data Price List

Wire Management Options

Basket, Under Top Mount.....	WBT	\$ 97
Cable Hook Legway T1, TC.....	WCK	\$ 119
Canvas Legway.....	WCL	\$ 100
Plastic Legway T1, TC.....	WRL	\$ 78
1 Oval Brush Grommet, Provide Location Print.....	WOG	\$ 97
1 Round Grommet, Provide Location Print.....	WRG	\$ 76

Accessories

Table Floor Mount Bracket Set.....	AFB	\$ 57
------------------------------------	-----	-------

Performance

Trapezoid,
Crescent + Teardrop



Questions?

800 876 2120

Overlapping Folding Bases
 Quickship Program Product
 For Quickship specification details,
 visit www.versteel.com/quickship

top >
edge >

edge ordering code (radius corner) >
or
edge ordering code (square corner) >
top thickness >

edge ordering code (radius corner) >
or
edge ordering code (square corner) >
top thickness >
top thickness price >





Laminate PVC	Laminate T-Mold	Laminate Wood	Laminate Soft PVC	Laminate 1 1/2" Wood				
Flat	Convex	Flat	Bumper	Square				
LP2R or LP2S 1 1/4"	LP3R or LP3S 1 3/4"	LT2 LT3 1 1/4" 1 3/4"	LW2R or LW2S 1 1/4"	LB2R 1 1/4"				
LWS2 1 1/4"	LWS3 1 3/4"							
Fluted		Fluted	Reverse Bevel Acrylic	Fluted				
LPF2R or LPF2S 1 1/4"	LPF3R or LPF3S 1 3/4"	LWF2R or LWF2S 1 1/4"	LMRA2R or LMRA2S 1 1/4"	LWF2 1 1/4"				
LWF3 1 3/4"								
1 1/4"	1 3/4"	1 1/4"	1 1/4"	1 1/4" 1 3/4"				
Base Style	Table Description	Model #	Product Wt					
TI	Trapezoid							
	24 x 24 x 24 x 48 Fix	PET1 2448TZFX	≅OS 46	1100	1206	1583	1918	1962
	24 x 24 x 24 x 48 Slim-Tilt	PET1 2448TZST	≅OS 58	1428	1534	1912	2244	2290
	24 x 48 x 24 x 72 Fix	PET1 2472TZFX	≅OS 67	1350	1473	1967	2387	2432
	24 x 48 x 24 x 72 Fold	PET1 2472TZFO	≅OS 69	1752	1874	2366	2787	2832
	24 x 48 x 24 x 72 Slim-Tilt	PET1 2472TZST	≅OS 79	1683	1804	2295	2715	2762
	30 x 30 x 30 x 60 Fix	PET1 3060TZFX	≅OS 61	1281	1463	1931	2376	2446
	30 x 30 x 30 x 60 Slim-Tilt	PET1 3060TZST	≅OS 73	1609	1790	2257	2698	2773
	36 x 36 x 36 x 72 Fix	PET1 3672TZFX	≅OS 84	1520	1742	2320	2867	2954
	36 x 36 x 36 x 72 Fold	PET1 3672TZFO	≅OS 88	1922	2146	2724	3268	3358
	36 x 36 x 36 x 72 Tilt	PET1 3672TZTL	≅OS 96	1849	2073	2651	3201	3284
	Crescent							
	24 x 48 x 75 Fix	PET1 2475CTFX	≅OS 68	1408	1661	2149	2652	2762
	24 x 48 x 75 Fold	PET1 2475CTFO	≅OS 72	1807		2548	3056	
	24 x 60 x 94 Fix	PET1 2494CTFX	≅OS 87	2083	2414	3165	3898	4018
	24 x 60 x 94 Fold	PET1 2494CTFO	≅OS 91	2486		3566	4296	
	30 x 60 x 94 Fix	PET1 3094CTFX	≅OS 99	2127	2470	3204	3932	4052
	30 x 60 x 94 Fold	PET1 3094CTFO	≅OS 103	2531		3603	4335	
36 x 72 x 113 Fix	PET1 36113CTFX	≅OS 135	2477	2933	4211	5377	5537	
36 x 72 x 113 Fold	PET1 36113CTFO	≅OS 139	2880		4612	5777		
Teardrop								
42 x 24 Fix	PEX1 4224TDFX	≅OS 92	1534	1768	2337	2881	2996	
52 x 30 Fix	PEX1 5230TDFX	≅OS 103	1930	2253	2964	3668	3779	

To Order, Specify...

- 1 Model Number
- 2 Top Material
- 3 Edge Style and Thickness
- 4 Edge Color
- 5 Base Color
- 6 Additional Options





Veneer Wood	Veneer 1 1/4" Wood	
Flat	Square	
		
VW2R or VW2S 1 1/4"	VWS2 1 1/4"	VWS3 1 1/4"
Fluted	Fluted	
		
VWF2R or VWF2S 1 1/4"	VWF2 1 1/4"	VWF3 1 1/4"
1 1/4"	1 1/4"	1 1/4"
2894	3163	3258
3226	3489	3582
3338	3663	3822
3743	4065	4221
3670	3993	4148
3218	3527	3631
3549	3855	3958
3663	4018	4147
4067	4417	4553
3993	4345	4477
3318	3633	3835
3718	4033	
4761	5239	5385
5161	5640	
4079	4482	4667
4482	4883	5067
5527	6092	6445
5925	6491	
3106	3386	3501
3817	4171	4282

Base Options

	Code	Price
Alternate Table Height 32" & Under.....	BAH	\$ 100
Alternate Table Height 32" & Over.....	BSP	\$ call
Adjustable Height, Pin Tl.....	BAP	\$ 221
Adjustable Height, Pneumatic Tl (Fix/Tilt).....	BAT	\$ 1228
Adjustable Height, Pneumatic X1 (Fix/Tilt).....	BAX	\$ 738
Bullet End Caps.....	BBE	\$ 129
Casters (4), Dual Wheel Black		
Hard Wheel.....	CAS55	\$ 171
Casters (4), Dual Wheel Black		
Soft Wheel.....	CAS57	\$ 171
Mix - Dual Wheel Casters & Glides.....	BMD	\$ 163
Self-Leveling Glides (4).....	GLD04	\$ 49
Stretcher Rail Tl (Fix/Tilt) Finish Same as Base.....	BSR	\$ 243

Finish Options

Chrome.....	\$ 165
Nickel.....	\$ 223
Powder Coat, Standard.....	n/c
Powder Coat, Premium.....	\$ 165
Platinum.....	\$ 488

Top Options

Table Link.....	TLK	\$ 251
Special Laminate.....	TSP	call
Custom Cutout (per cutout).....	TCC	\$ 120

Power + Data Options

Please reference the Power + Data Price List

Wire Management Options

Basket, Under Top Mount.....	WBT	\$ 97
Cable Hook Legway Tl.....	WCK	\$ 119
Canvas Legway.....	WCL	\$ 100
Plastic Legway Tl.....	WRL	\$ 78
1 Oval Brush Grommet, Provide Location Print.....	WOG	\$ 97
1 Round Grommet, Provide Location Print.....	WRG	\$ 76

Accessories

Table Transport.....	ATT3054	\$ 1855
Table Floor Mount Bracket Set.....	AFB	\$ 57

Performance
Half Round
+ Quarter Round



Questions?

800 876 2120

⊕ Indicates Number of Bases
 Ⓢ Quickship Program Product
 For Quickship specification details,
 visit www.versteel.com/quickship

top >
edge >

edge ordering code (radius corner) >
or
edge ordering code (square corner) >
top thickness >

edge ordering code (radius corner) >
or
edge ordering code (square corner) >
top thickness >
top thickness price >

Laminate PVC	Laminate T-Mold	Laminate Wood	Laminate Soft PVC	Laminate 1/4" Wood
Flat	Convex	Flat	Bumper	Square
LP2R or LP2S 1 1/4"	LP3R or LP3S 1 3/4"	LT2 LT3 1 1/4" 1 3/4"	LW2R or LW2S 1 1/4"	LB2R 1 1/4"
LWS2 1 1/4"	LWS3 1 3/4"			
Fluted		Fluted	Reverse Bevel Acrylic	Fluted
LPF2R or LPF2S 1 1/4"	LPF3R or LPF3S 1 3/4"	LWF2R or LWF2S 1 1/4"	LMRA2R or LMRA2S 1 1/4"	LWF2 1 1/4"
LWF3 1 3/4"				LWF3 1 3/4"
1 1/4"	1 3/4"	1 1/4"	1 1/4"	1 1/4" 1 3/4"





Base Style	Table Description	Model #	Product Wt					
 TI	Half Round							
	24 x 48 Fix	PET1 2448HFFX	Ⓢ	51	1100	1261	1560	1874 1958
	30 x 60 Fix	PET1 3060HFFX	Ⓢ	70	1280	1484	1908	2342 2435
	30 x 60 Fold OL	PET1 3060HFFO	Ⓢ	74	1684	1887	2313	2742 2836
	30 x 60 Slim-Tilt	PET1 3060HFST	Ⓢ	82	1610	1811	2236	2667 2764
	36 x 72 Fix	PET1 3672HFFX	Ⓢ	96	1520	1787	2317	2857 2971
	36 x 72 Fold OL	PET1 3672HFFO	Ⓢ	100	1921	2189	2716	3259 3369
	36 x 72 Slim-Tilt	PET1 3672HFST	Ⓢ	108	1849	2118	2648	3187 3299
 NB	Quarter Round							
	24 No Base (link included)	PENB 24QR	Ⓢ	16	728	852	1010	1206 1253
 TI	30 Fix (link included)	PET1 30QRFX ①	Ⓢ	35	1037	1172	1381	1625 1687
	30 Tilt (link included)	PET1 30QRTL ①	Ⓢ	41	1201	1335	1547	1790 1852
	36 Fix (link included)	PET1 36QRFX ①	Ⓢ	44	1121	1290	1560	1862 1915
	36 Tilt (link included)	PET1 36QRTL ①	Ⓢ	50	1284	1455	1723	2026 2078
 XI	24 Fix	PEX1 24QRFX	Ⓢ	30	909	1036	1187	1386 1430
	24 Tilt	PEX1 24QRTL	Ⓢ	36	1071	1195	1350	1550 1592
	30 Fix	PEX1 30QRFX	Ⓢ	38	991	1126	1336	1582 1643
	30 Tilt	PEX1 30QRTL	Ⓢ	44	1156	1292	1502	1746 1807
	36 Fix	PEX1 36QRFX	Ⓢ	55	1240	1411	1682	1982 2035
	36 Tilt	PEX1 36QRTL	Ⓢ	61	1404	1573	1840	2146 2199

Note: Please refer to page 12 in the All Tables Price List for the standard laminate/grain direction on these tops

To Order, Specify...

- ① Model Number
- ② Top Material
- ③ Edge Style and Thickness
- ④ Edge Color
- ⑤ Base Color
- ⑥ Additional Options



Veneer Wood	Veneer 1 1/4" Wood	
Flat	Square	
		
VW2R or VW2S 1 1/4"	VWS2 1 1/4"	VWS3 1 1/4"
Fluted	Fluted	
		
VWF2R or VWF2S 1 1/4"	VWF2 1 1/4"	VWF3 1 1/4"
1 1/4"	1 1/4"	1 1/4"
2477	2699	2846
2954	3232	3423
3358	3632	3826
3284	3560	3751
3547	3886	4118
3947	4287	4519
3876	4217	4448
1670	1827	1874
2102	2282	2405
2266	2446	2570
2325	2531	2741
2489	2694	2905
1852	2008	2053
2014	2171	2218
2056	2236	2360
2224	2403	2526
2444	2650	2859
2610	2813	3024

Base Options

	Code	Price
Assembled Folding TableBAF	\$ 77
Alternate Table Height 32" & Under.....	.BAH	\$ 100
Alternate Table Height 32" & Over.....	.BSP	\$ call
Adjustable Height, Pin Tl.BAP	\$ 221
Adjustable Height, Pneumatic Tl (Fix/Tilt)BAT	\$ 1228
Adjustable Height, Pneumatic Xl (Fix/Tilt)BAX	\$ 738
Bullet End CapsBBE	\$ 129
Casters (4), Dual Wheel Black Hard WheelCAS55	\$ 171
Casters (4), Dual Wheel Black Soft WheelCAS57	\$ 171
Mix - Dual Wheel Casters & Glides Tl.....	.BMD	\$ 163
Self-Leveling Glides (4).....	.GLD04	\$ 49
Stretcher Rail Tl (Fix/Tilt) Finish Same as BaseBSR	\$ 243

Finish Options

Chrome	\$ 165
Nickel.....	\$ 223
Powder Coat, Standard	n/c
Powder Coat, Premium.....	\$ 165
Platinum.....	\$ 488

Top Options

Table Link.....	.TLK	\$ 251
Special Laminate.....	.TSP	call
Custom Cutout (per cutout)TCC	\$ 120

Power + Data Options

Please reference the Power + Data Price List

Wire Management Options

Basket, Under Top MountWBT	\$ 97
Plastic Runner, Under Top MountWRT	\$ 165
Cable Hook Legway Tl.....	.WCK	\$ 119
Canvas LegwayWCL	\$ 100
Plastic Legway Tl.....	.WRL	\$ 78
1 Oval Brush Grommet, Provide Location Print.....	.WOG	\$ 97
1 Round Grommet, Provide Location PrintWRG	\$ 76

Accessories

Table TransportATT3054	\$ 1855
Table Floor Mount Bracket Set.....	.AFB	\$ 57



Questions?

800 876 2120

⊕ Indicates Number of Bases
 QS Quickship Program Product
 For Quickship specification details,
 visit www.versteel.com/quickship

edge ordering code (radius corner) >
 or
 edge ordering code (square corner) >
 top thickness >

edge ordering code (radius corner) >
 or
 edge ordering code (square corner) >
 top thickness >
 top thickness price >

top >
edge >





Base Style	Table Description	Model #	Product Wt	Laminate PVC	Laminate T-Mold	Laminate Wood	Laminate Soft PVC	Laminate 1/4" Wood	
				Flat	Convex	Flat	Bumper	Square	
				LP2R or LP2S 1 1/4"	LP3R or LP3S 1 3/4"	LT2 or LT3 1 1/4"	LW2R or LW2S 1 1/4"	LB2R or LWS2 1 1/4"	LWS3 1 3/4"
				Fluted		Fluted	Reverse Bevel Acrylic	Fluted	
				LPF2R or LPF2S 1 1/4"	LPF3R or LPF3S 1 3/4"	LWF2R or LWF2S 1 1/4"	LMRA2R or LMRA2S 1 1/4"	LWF2 or LWF3 1 1/4"	LWF3 1 3/4"
				1 1/4"	1 3/4"	1 1/4"	1 1/4"	1 1/4"	1 3/4"
NB	18° Wedge								
	24 No Base (link included)	PENB 18D24WG	QS 7	772	857	1100	1334	1363	
	30 No Base (link included)	PENB 18D30WG	QS 10	821	908	1322	1667	1711	
	36 No Base (link included)	PENB 18D36WG	QS 13	834	967	1375	1748	1805	
NB	30° Wedge								
	24 No Base (link included)	PENB 30D24WG	QS 8	772	857	1100	1334	1363	
	30 No Base (link included)	PENB 30D30WG	QS 12	821	908	1322	1667	1711	
	36 No Base (link included)	PENB 30D36WG	QS 16	834	967	1375	1748	1805	
NB	45° Wedge								
	24 No Base (link included)	PENB 45D24WG	QS 9	772	857	1100	1334	1363	
	30 No Base (link included)	PENB 45D30WG	QS 13	821	908	1322	1667	1711	
TI	36 Fix (link included)	PET1 45D36WGFX	QS 29	1096	1231	1640	2014	2070	
	36 Tilt (link included)	PET1 45D36WGTL	QS 35	1260	1392	1803	2175	2231	
NB	60° Wedge								
	24 No Base (link included)	PENB 60D24WG	QS 10	772	857	1100	1334	1363	
TI	30 Fix (link included)	PET1 60D30WGFX	QS 26	1080	1166	1582	1927	1969	
	30 Tilt (link included)	PET1 60D30WGTL	QS 32	1243	1333	1745	2088	2130	
	36 Fix (link included)	PET1 60D36WGFX	QS 33	1081	1172	1583	1928	1971	
	36 Tilt (link included)	PET1 60D36WGTL	QS 39	1247	1335	1747	2092	2136	
NB	90° Wedge								
	24 No Base (link included)	PENB 90D24WG	QS 10	772	857	1100	1334	1363	
TI	30 Fix (link included)	PET1 90D30WGFX	QS 26	1080	1166	1582	1927	1969	
	30 Tilt (link included)	PET1 90D30WGTL	QS 32	1243	1333	1745	2088	2130	
	36 Fix (link included)	PET1 90D36WGFX	QS 33	1081	1172	1583	1928	1971	
	36 Tilt (link included)	PET1 90D36WGTL	QS 39	1247	1335	1747	2092	2136	



To Order, Specify...

- 1 Model Number
- 2 Top Material
- 3 Edge Style and Thickness
- 4 Edge Color
- 5 Base Color
- 6 Additional Options



Veneer Wood	Veneer 1 1/4" Wood	
Flat	Square	
		
VW2R or VW2S 1 1/4"	VWS2 1 1/4"	VWS3 1 1/4"
Fluted	Fluted	
		
VWF2R or VWF2S 1 1/4"	VWF2 1 1/4"	VWF3 1 1/4"
1 1/4"	1 1/4"	1 1/4"
2388	2626	2800
3010	3316	3729
3774	4162	4363
2388	2626	2800
3010	3316	3729
3774	4162	4363
2388	2626	2800
3010	3316	3729
4242	4653	4855
4401	4817	5017
2388	2626	2800
3472	3804	4220
3632	3967	4384
3474	3806	4221
3634	3969	4389
2388	2626	2800
3472	3804	4220
3632	3967	4384
3474	3806	4221
3634	4084	4389

Base Options

	Code	Price
Alternate Table Height 32" & Under.....	BAH	\$ 100
Alternate Table Height 32" & Over.....	BSP	\$ call
Bullet End Caps.....	BBE	\$ 129
Casters (2), Dual Wheel Black		
Hard Wheel	CAS55	\$ 171
Casters (2), Dual Wheel Black		
Soft Wheel	CAS57	\$ 171
Self-Leveling Glides (2).....	GLD04	\$ 49

Finish Options

Chrome	\$ 165
Nickel.....	\$ 223
Powder Coat, Standard	n/c
Powder Coat, Premium.....	\$ 165
Platinum.....	\$ 488

Top Options

Special Laminate.....	TSP	call
Custom Cutout (per cutout)	TCC	\$ 120

Accessories

Table Transport	ATT3054	\$ 1855
Table Floor Mount Bracket Set.....	AFB	\$ 57

**Tops**

Skware tables are available in various top shapes and sizes, in laminate or veneer with a 1 1/4" or 1 3/4" edge thickness. Larger top sizes are standard with a 1 3/4" edge thickness.

Bases

Numerous base styles including X1, X1S, X4, X4S, T1 and T2 are available. Many are offered with fixed, tilt and slim-tilt functions.

Table Heights

Round and square tables are standard in 29" or 42" table heights. Additional top shapes are standard in 29" table height.

Features + Options

Tables are standard with nylon adjustable glides. Optional casters and table link are available where applicable. Additional options are available, refer to options pages.

Power + Data

To complete your specification, power and data along with wire management options can be added to your table. Refer to the Power + Data Price List.

NOTE EXCLUSIONS REGARDING EDGE THICKNESS, BASE FUNCTIONS AND HEIGHT MAY APPLY, REFER TO INDIVIDUAL PRICING PAGES FOR COMPLETE PRODUCT OFFERING

Laminate and Veneer, Standard Core Construction

The standard top construction consists of 45-50 lb particleboard, surfaced with a high pressure laminate or plain sliced veneer face. A backer sheet is laminated to the underside of the top. Tops are shipped pre-drilled for field installation of bases and accessories.



PVC Flat or Fluted Edge

Edge of 2mm PVC hot melt banded to the top with 1/8" radius at the top and bottom. Available with 1 1/2" radius corners or square corners.



Offered in twenty-one (21) standard colors.



Convex T-Mold Edge

Edge of 5/16" thick solid vinyl convex t-mold with 1 1/2" radius corners.

Offered in four (4) standard colors.



Wood Flat or Fluted Edge

Wood banding hot melt banded to the top with 1/8" radius at the top and bottom. Available with 1 1/2" radius corners or square corners.



Offered in Ash, Cherry, Maple or Walnut materials.



Bumper Edge

Exposed ply core banding with rubberized 5/8" width bumper in the center of profile. Corners with 1 1/2" radius are available on tables with 1 1/4" edge thickness.

Offered in black bumper standard color.



Reverse Bevel Acrylic

Edge of 2mm acrylic edge banding hot melt banded to MDF core. A reverse bevel is then cut into the edge exposing the MDF on the reverse bevel. The MDF is then clear coated.



Wood Square or Fluted Edge

Edge of 1 1/4" wide solid wood with softened top and bottom edges, and square, softened mitered corners.



Offered in Ash, Cherry, Maple or Walnut materials.



Wood Bullnose Edge

Edge of 1 1/4" wide solid wood with a full bullnose edge, and 1" radius mitered corners.



Offered in Ash, Cherry, Maple or Walnut materials.

Shipping Schedule

Standard Items

Laminate, Convex T-Mold Edge	3-5 WEEKS
Laminate, PVC Edge	3-5 WEEKS
Laminate, Wood Edge	3-5 WEEKS
Veneer, Wood Edge	6-8 WEEKS

Contact Versteel Customer Service for special lead time requests.

BIFMA

All Versteel products are constructed to pass the relevant ANSI/BIFMA standards. For more detailed specifications by series and base style, contact Versteel Customer Service at 800.876.2120.

Additional information regarding warranty, terms and conditions, shipping, care and maintenance, etc. can be found in the All Tables price list.

To Order, Specify...

- 1 Model Number, include top and edge style
- 2 Top Material
 - a. Laminate manufacturer and color
 - b. Veneer species and finish color
- 3 Edge Color
- 4 Base Color
- 5 Additional Options



A **SRX1 36RDFX LP2R** is a Skware series 36" round table with fixed base, a laminate 1 1/4" thick top with a PVC edge.

The codes **TF 7735-58 / CFOS / PFOS** specify a Formica 7735-58 Portico Marble laminate, Fossil PVC and Fossil Base.

Model Number **SRX1 36RDFX LP2R**



Orders may be sent via

Mailing Address
Versteel
2332 Cathy Lane
Jasper IN 47546

Contact Versteel

Email contact@versteel.com
Phone 800 876 2120
812 634 2120
Fax 812 482 9318

Laminate

Versteel's standard offering of laminates includes over 900 laminates from Formica, Nevamar, Pionite and Wilsonart.

Laminate manufacturers change standard offerings frequently, making it possible a standard product can become unavailable. Versteel cannot be responsible for any inconvenience this may cause.

Veneer

Skware tables are available with plain sliced Ash, Cherry, Maple and Walnut veneers.

Veneer Species

Ash	AP01	Maple.	MP01
Cherry	CP01	Walnut	WP01

Veneer Finish

Ash

Beach.	VBEA	Fog	VFOG
Chestnut.	VCHE	Pebble	VPEB
Drift	VDRI	Whisper	VWHI
Fawn	VFAW		

Cherry

Blossom Cherry	VBLC	Java Cherry.	VJAC
Cordovan Cherry	VCNC	Millwork Cherry.	VMWC
Golden Cherry	VGNC		

Maple

Caramel Maple	VCMM	Sugar Maple	VSUM
Solar Maple.	VSLM		

Walnut

Brighton Walnut	VBRW	Natural Walnut.	VNAW
Espresso Walnut.	VESW		

PVC Edge Colors

Absolute Acajou	CABA	Nimbus.	CNIM
Alloy.	CALY	Pearl	CPEA
Carbon.	CCAR	Platinum.	CPLA
Champagne	CCHA	Pralines & Cream	CPRC
Coconut	CCOC	Shadow	CSHA
Ebony.	CEBO	Snow	CSNO
Florence Walnut	CFLW	Stone	CSTO
Fossil	CFOS	Storm	CSTM
Graphite	CGRA	Whisper	CWHI
Grey.	CGRE	White Linen	CWHL
Kensington Maple.	CKEM		

T-Mold Edge Colors

Ebony.	TEBO	Nimbus.	TNIM
Graphite	TGRA	Storm	TSTM

Wood Edge Species

Ash	A01	Maple.	M01
Cherry	C01	Walnut	W01

Wood Edge Finishes

Ash

Beach.	WBEA	Fog	WFOG
Chestnut.	WCHE	Pebble	WPEB
Drift	WDRI	Whisper	WWHI
Fawn	WFAW		

Cherry

Blossom Cherry	WBLC	Java Cherry.	WJAC
Cordovan Cherry	WCNC	Millwork Cherry.	WMWC
Golden Cherry	WGNC		

Maple

Caramel Maple	WCMM	Sugar Maple	WSUM
Solar Maple.	WSLM		

Walnut

Brighton Walnut	WBRW	Natural Walnut.	WNAW
Espresso Walnut.	WESW		

Studio Steel®

Versteel's "urban fabrication" process leaves the telltale signs of welding and assembly on the surface, highlighting a manufacturing aesthetic. Choosing a clear or transparent powder coat is recommended, allowing tonal striations (created as a result of extreme heat), natural textures, and the inherent qualities of raw steel to show through.

Studio Steel Process \$165

Powder Coat Finishes

All powder coat finishes in the Versteel offering have been formulated with the use of epoxy, polyester or epoxy and polyester blends to maximize the finish durability.

Powder Coat Finish Options

Powder Coat – Standard n/c
 Powder Coat – Premium (Hope) \$165
 Powder Coat – Premium (Platinum) \$488

Powder Coat Colors

AlloyPALY	MintPMNT
AmethystPAME	NavyPNAV
AnthracitePANT	NimbusPNIM
Black AnodizedPBLA	NutmegPNUT
BronzePBRO	◆ PacificPPAC
CalypsoPCAL	PearlPPEA
CarbonPCAR	PebblePPEB
ChampagnePCHA	Ⓟ PlatinumPPLA
CoconutPCOC	PoppyPPOP
◆ CopperPCOP	◆ RavenPRAV
CrimsonPCRI	RoyalPROY
◆ CrystalPCRY	SeasidePSEA
DaffodilPDAF	ShipyardsPSHI
EbonyPEBO	SilverPSIL
ForestPFOR	SnowPSNO
FossilPFOS	StonePSTO
◆ GarnetPGAR	StormPSTM
◆ GoldPGOL	Terra CottaPTEC
GraphitePGRA	WhisperPWHI
Ⓟ HopePHOP	White LinenPWHL
Kelly GreenPKEG	Powder Coat AlternativeOPA
◆ MattePMAT		
MicaPMIC		

Transparent Powder Coats (indicated by ◆)

Please note that the transparent characteristics of these powders allow all natural welds and textures inherent to raw steel to be visible.

Premium Powder Coats (indicated by Ⓟ)

Versteel's premium process uses specially formulated powder coats for a truly unique color palette.

Chrome

Versteel applies a deep luster nickel chrome plated finish. Chrome is the most durable finish available.

Chrome ECHR

For Chrome, an upcharge applies (see pricing pages for upcharge).

Nickel

Versteel applies a nickel plated finish with a clear coat for durability.

Nickel ENKL

For Nickel, an upcharge applies (see pricing pages for upcharge).

Finish Reference & Samples

For finish color reference, please refer to our website. Contact Versteel Customer Service to receive actual color samples for color matches and final color approval.

Special Laminate**Call for quotation**

Specify code **TSP** (*Special Laminate*), indicate the quoted charges per table

Special laminates and patterns can be specified as an option. To specify, contact Versteel Customer Service for availability and pricing.

NOTE LAMINATES IN STANDARD COLORS AND TEXTURES FROM FORMICA, NEVAMAR, PIONITE AND WILSONART ARE STANDARD

CAUTION LAMINATE MANUFACTURERS CHANGE STANDARD OFFERINGS FREQUENTLY, MAKING IT POSSIBLE A STANDARD PRODUCT CAN BECOME UNAVAILABLE. VERSTEEL CANNOT BE RESPONSIBLE FOR ANY INCONVENIENCE THIS MAY CAUSE.

Custom PVC Color Match**Call for quotation / one time charge per color, per order**

Specify code **OCF** (*Custom PVC Color Match*), add cost from Versteel quotation

PVC Color Match can be the selection of a color that is available from a Versteel supplier or a new custom color developed for the order. Minimum footage requirements mean that the amount of material needed for your order will effect the cost.

For PVC Color Matching you must supply a color reference sample. Versteel will review the sample for possible existing colors available and send a sample for customer approval. If no color match exists, a custom match will be developed and sampled for customer approval before a production schedule is established.

Custom Urethane Edge**Call for quotation / one time charge per color, per order**

Specify code **OCU** (*Custom Urethane Color Match*), add cost from Versteel quotation

For Urethane Color Matching you must supply a color reference sample. A custom match will be developed and sampled for customer approval before a production schedule is established.

Powder Coat Alternative**Call for quotation**

Specify code **OPA** (*Powder Coat Alternative*), add cost from Versteel quotation

Powder Coat Alternative is available from Versteel. The entire RAL color reference along with hundreds of other color and finishes are available.

For Powder Coat Alternative matching, you must supply a color reference sample, or an RAL number. Versteel will review the sample for possible existing colors available and send a sample for customer approval. If no color match exists a custom match can be developed. Call Versteel Customer Service for associated upcharges on custom color development.

Stain Finish Match

\$996 / one time charge per finish, per order

Specify code **OSM** (*Stain Finish Match*), add \$996.00 list per finish, per order

Alternative Stain Finishes are available for veneer and wood edged tops.

For Stain Finish Matching you must supply two 4" x 4" finish color and grain reference samples. An expertly finish matched sample will be provided for customer approval.

NOTE CUSTOMS OR ALTERNATIVES MAY AFFECT STANDARD PRODUCTION SCHEDULES

Alternate Table Height 32" and Under
\$100 / table

Specify code **BAH** (*Alternate Height 32" and under*), indicate desired table height (32" or less), add \$100.00 list per table

Suggested typing height table is 26 ¾"
 Suggested wheelchair height table is 32"
 Suggested stand up height table is 42"

NOTE FOR OTHER TABLE HEIGHT REQUIREMENTS CONTACT VERSTEEL CUSTOMER SERVICE FOR STRUCTURAL DETAILS, PRICING AND AVAILABILITY

Casters - Dual Hard Wheel
\$171 / table

Specify code **CAS55** (*Casters - Dual Hard Wheel*), add \$171.00 list per table

Dual Hard Wheel, black, 2" diameter, standard locking casters are available for most base styles. Each is fitted into a reinforced caster receiver and must be specified at time of order. Caster option does not change the overall height of the table. See individual product pages for availability and ordering code.



NOTE NOT AVAILABLE ON D1 BASES

Mix - Dual Hard Wheel Casters & Glides
\$163 / table

Specify code **BMD** (*Mix - Dual Hard Wheel Casters & Glides*), add \$163.00 list per table

Tables can be specified with dual hard wheel, black, 2" diameter, standard locking casters on half of the table, with glides on the other half. Each caster is fitted into a reinforced receiver and must be specified at time of order. Mix option does not change the overall height of the table.

NOTE NOT AVAILABLE ON X1, X4 OR D1 BASES

Casters - Dual Soft Wheel
\$171 / table

Specify code **CAS57** (*Casters - Dual Soft Wheel*), add \$171.00 list per table

Dual Soft Wheel, black, 2" diameter, standard locking casters are available for most base styles. Each is fitted into a reinforced caster receiver and must be specified at time of order. Caster option does not change the overall height of the table. See individual product pages for availability and ordering code.



NOTE NOT AVAILABLE ON D1 BASES

Self-Leveling Glides
\$49 / table

Specify code **GLD04** (*Self-Leveling Glides*), add \$49.00 list per table

Self-Leveling Glides replace standard glides. This option allows the table to automatically compensate up to ½" for floors that are not level. Self-leveling glides increase overall table height by ¾". See individual product pages for availability.


Table Floor Mount
\$57 / table

Specify code **AFB** (*Table Floor Mount Bracket Set*), add \$57.00 list per table

Bracket to slip over the standard table glide and fasten to the floor with fasteners supplied by the installer. Set of four (4) brackets will securely mount the table to the floor to prevent movement.



NOTE NOT AVAILABLE ON BASES WITH CASTERS OR SELF-LEVELING GLIDES

Stretcher Rail
\$243 / table

Specify code **BSR** (*Stretcher Rail*), required finish selection_, add \$243.00 list per table

Available for T1 and T2 style, fixed and tilt bases to increase table rigidity. Necessary tools are provided to install the stretcher.

NOTE A STRETCHER IS NOT A RETROFIT ITEM, IT MUST BE SPECIFIED AT TIME

Two-Piece Top (120")

\$629 / table

Specify code **T2P** (Two-Piece Top), add \$629.00 list per table

Standard Versteel tables in lengths up to 120" are a seamless, single piece top. When the two-piece option is specified, the splice joint edge is unfinished, table shipped with necessary hardware. Any table over 120" long will be produced as a two-piece top.

Top Custom Cutout

\$120 / cutout

Specify code **TCC** (Top Custom Cutout), add \$120.00 list per cutout

Top Custom Cutout requires a drawing for production and is subject to approvals.

Table Link

\$251 / table

Specify code **TLK** (Table Link), add \$251.00 list per table

Table Link is for linking Versteel table configurations in typical room situations. Table link will prevent the accidental disconnection of power supply to adjacent tables. Available on tables with PVC, 3mm Wood, Wood Square, Wood Fluted and Ergo user side edge details.



Closed end link brackets are provided for tops without bases or tables with a base that does not allow the table to stand alone.



Table Link - Ends Only

\$135 / table

Specify code **TLE** (Table Link - Ends Only), add \$135.00 list per table

Table Link is for linking Versteel table configurations in typical room situations. Specify Table Link - Ends Only when your configuration requires linking on the table ends only. Available on tables with PVC, 3mm Wood, Wood Square, Wood Fluted and Ergo user side edge details. Table Link - Ends Only is included with electrical package options. This will prevent the accidental disconnection of power supply to adjacent tables.



Laptop Locker

\$1375 / locker

*Fixed tables only (not available on tilt, slim-tilt or folding tables)

Specify code **TLA1** (One Laptop Locker) or code **TLA2** (Two Laptop Lockers) add \$1375.00 list per Laptop Locker.

Indicate Manual Locking Keyed Individually **TMKI**, Manual Locking Keyed Alike **TMKA** or Electronic Locking **TLEL**. Add \$359.00 list per Laptop Locker when Electronic Locking is specified AND **TLP** (Laptop Locker power unit) which is required for the electronic locking option, add \$567.00 list (Power unit sequences up to 10 lockers, includes 1 key).

The minimum table width available with Laptop Locker is 24".



The minimum table length available with Laptop Locker is 36". The maximum table length available is 96".

2 Laptop Lockers can be installed starting at a table length of 60" or greater (table subject to additional base and/or support base when more than one unit is installed in top greater than or equal to 72").

All lockers to have urethane edge on locker door and top opening. Specify Urethane color when ordering a laptop locker.

Urethane Colors











Alloy UALY	Pearl JUPEA
Ebony UEBO	Stone USTO
Fossil UFOS	Storm USTM
Graphite UGRA	Whisper UWHI
Nimbus UNIM	White Linen UWHL





NOTE LAPTOP LOCKER IS NOT AVAILABLE ON VENEER TOP SURFACES, WOODGRAIN OR DIRECTIONAL PATTERN LAMINATES OR TABLE WITH LIGHTWEIGHT LAMINATE CORE.

For additional questions contact Versteel Customer Service at 800.876.2120.



Questions?
800 876 2120






top > edge >	Laminate PVC	Laminate T-Mold	Laminate Wood	Laminate Soft PVC	Laminate 1 1/2" Wood	Laminate 1 1/2" Wood
	Flat	Convex	Flat	Bumper	Square	Bullnose
edge ordering code >	 LP2R LP3R	 LT2 LT3	 LW2R	 LB2R	 LWS2 LWS3	 LWB2 LWB3
top thickness >	1 1/4" 1 3/4"	1 1/4" 1 3/4"	1 1/4"	1 1/4"	1 1/4" 1 3/4"	1 1/4" 1 3/4"
edge ordering code >	 LPF2R LPF3R		 LWF2R	 LMRA2R	 LWF2 LWF3	
top thickness > top thickness price >	1 1/4" 1 3/4"		1 1/4"	1 1/4"	1 1/4" 1 3/4"	1 1/4" 1 3/4"

Base Style	Table Description	Model #	Product Wt	1 1/4"	1 3/4"	1 1/4"	1 1/4"	1 3/4"
 X1	30 Fix	SRX1 30RDFX	51	1100	1225	1564	1876	1926
	30 Tilt	SRX1 30RDTL	54	1267	1392	1730	2044	2091
	36 Fix	SRX1 36RDFX	61	1179	1328	1746	2134	2191
	36 Tilt	SRX1 36RDTL	65	1348	1500	1917	2302	2360
 X1S	30 Stand Fix	SRX1S 30RDFX	52	1195	1321	1658	1970	2017
	30 Stand Tilt	SRX1S 30RDTL	55	1361	1487	1824	2139	2186
	36 Stand Fix	SRX1S 36RDFX	62	1269	1422	1840	2230	2286
	36 Stand Tilt	SRX1S 36RDTL	66	1440	1588	2010	2395	2455
 X4	42 Fix	SRX4 42RDFX	96	1763	1958	2466	2938	3011
	48 Fix	SRX4 48RDFX	111	1918	2150	2643	3132	3211
	54 Fix	SRX4 54RDFX	136	2259	2550	3200	3829	3902
	60 Fix	SRX4 60RDFX	154	2415	2724	3416	4085	4276
 X4S	42 Stand Fix	SRX4S 42RDFX	98	1855	2046	2558	3028	3103

To Order, Specify...

- 1 Model Number
- 2 Top Material
- 3 Edge Style and Thickness
- 4 Edge Color
- 5 Base Color
- 6 Additional Options



Veneer Wood	Veneer 1 1/4" Wood	Veneer 1 1/4" Wood
Flat  VW2R 1 1/4"	Square  VWS2 VWS3 1 1/4" 1 1/4"	Bullnose  VWB2 VWB3 1 1/4" 1 1/4"
Fluted  VWF2R 1 1/4"	Fluted  VWF2 VWF3 1 1/4" 1 1/4"	
1 1/4"	1 1/4"	1 1/4"
2522	2742	2932
2694	2907	3099
2869	3124	3394
3038	3295	3564
2619	2833	3026
2789	3002	3193
2963	3216	3487
3132	3390	3656
3744	4051	4367
4225	4591	4965
4925	5358	5840
5546	6048	6733
3835	4141	4457

Base Options

	Code	Price
Alternate Table Height 32" & Under.....	BAH	\$ 100
Alternate Table Height 32" & Over.....	BSP	\$ call
Casters (4), Dual Wheel Black Hard Wheel X1, X4.....	CAS55	\$ 171
Casters (4), Dual Wheel Black Soft Wheel X1, X4.....	CAS57	\$ 171
Self-Leveling Glides (4) X1, X4.....	GLD04	\$ 49

Finish Options

Chrome	\$ 165
Nickel.....	\$ 223
Powder Coat, Standard	n/c
Powder Coat, Premium.....	\$ 165
Platinum.....	\$ 488

Top Options

Special Laminate.....	TSP	call
Custom Cutout (per cutout)	TCC	\$ 120

Power + Data Options

Please reference the Power + Data Price List

Wire Management Options

Canvas Legway	WCL	\$ 100
1 Oval Brush Grommet, Provide Location Print.....	WOG	\$ 97
1 Round Grommet, Provide Location Print	WRG	\$ 76

Accessories

Table Floor Mount Bracket Set.....	AFB	\$ 57
------------------------------------	-----	-------



Questions?















800 876 2120

top >
edge >

edge ordering code (radius corner) >
or
edge ordering code (square corner) >
top thickness >

edge ordering code (radius corner) >
or
edge ordering code (square corner) >
top thickness >






top thickness price >

		Laminate PVC	Laminate T-Mold	Laminate Wood	Laminate Soft PVC	Laminate 1/2" Wood	Laminate 1/2" Wood	
		Flat	Convex	Flat	Bumper	Square	Bullnose	
								
		LP2R or LP2S 1 1/4"	LP3R or LP3S 1 3/4"	LT2 or LT3 1 1/4" 1 3/4"	LW2R or LW2S 1 1/4"	LB2R 1 1/4"	LWS2 1 1/4" LWS3 1 3/4"	LWB2 1 1/4" LWB3 1 3/4"
		Fluted		Fluted	Reverse Bevel Acrylic	Fluted		
								
		LPF2R or LPF2S 1 1/4"	LPF3R or LPF3S 1 3/4"	LWF2R or LWF2S 1 1/4"	LMRA2R or LMRA2S 1 1/4"	LWF2 1 1/4" LWF3 1 3/4"		
		1 1/4" 1 3/4"		1 1/4"		1 1/4" 1 3/4"		
		1 1/4" 1 3/4"		1 1/4"		1 1/4" 1 3/4"		
		1 1/4" 1 3/4"		1 1/4"		1 1/4" 1 3/4"		
Base Style	Table Description	Model #	Product Wt					
 X1	X1 30 Fix	SRX1 30SQFX	57	1088	1187	1439	1676 1715	
	30 Tilt	SRX1 30SQTL	61	1253	1351	1604	1843 1883	
	36 Fix	SRX1 36SQFX	71	1135	1255	1592	1902 1971	
	36 Tilt	SRX1 36SQTL	74	1304	1423	1760	2073 2143	
 XIS	XIS 30 Stand Fix	SRXIS 30SQFX	58	1180	1280	1531	1770 1808	
	30 Stand Tilt	SRXIS 30SQTL	62	1349	1451	1698	1938 1980	
 X4	X4 42 Fix	SRX4 42SQFX	109	1744	1818	2299	2673 2713	
	48 Fix	SRX4 48SQFX	127	1822	2007	2410	2801 2867	
	54 Fix	SRX4 54SQFX	157	2127	2389	3143	3826 3917	
	60 Fix	SRX4 60SQFX	180	2302	2532	3239	3871 3963	
 X4S	X4S 36 Stand Fix	SRX4S 36SQFX	95	1617	1739	2074	2386 2457	
	42 Stand Fix	SRX4S 42SQFX	111	1837	1913	2394	2768 2804	

To Order, Specify...

- 1 Model Number
- 2 Top Material
- 3 Edge Style and Thickness
- 4 Edge Color
- 5 Base Color
- 6 Additional Options



Veneer Wood	Veneer 1 1/4" Wood	Veneer 1 1/4" Wood
Flat  VW2R or VW2S 1 1/4"	Square  VWS2 VWS3 1 1/4" 1 1/4"	Bullnose  VWB2 VWB3 1 1/4" 1 1/4"
Fluted  VWF2R or VWF2S 1 1/4"	Fluted  VWF2 VWF3 1 1/4" 1 1/4"	
1 1/4"	1 1/4"	1 1/4"
2207	2413	2468
2375	2579	2636
2512	2755	2828
2678	2924	3000
2299	2506	2559
2469	2673	2732
3297	3590	3663
3715	4064	4162
4303	4712	4916
4822	5291	5405
2996	3238	3312
3392	3681	3755

Base Options

	Code	Price
Alternate Table Height 32" & Under.....	BAH	\$ 100
Alternate Table Height 32" & Over.....	BSP	\$ call
Casters (4), Dual Wheel Black		
Hard Wheel X1, X4.....	CAS55	\$ 171
Casters (4), Dual Wheel Black		
Soft Wheel X1, X4.....	CAS57	\$ 171
Self-Leveling Glides (4) X1, X4.....	GLD04	\$ 49

Finish Options

Chrome	\$ 165
Nickel.....	\$ 223
Powder Coat, Standard	n/c
Powder Coat, Premium.....	\$ 165
Platinum.....	\$ 488

Top Options

Table Link (all four sides)	TLK	\$ 251
Table Link (two sides).....	TLE	\$ 135
Special Laminate.....	TSP	call
Custom Cutout (per cutout)	TCC	\$ 120

Power + Data Options

Please reference the Power + Data Price List

Wire Management Options

Canvas Legway	WCL	\$ 100
1 Oval Brush Grommet, Provide Location Print.....	WOG	\$ 97
1 Round Grommet, Provide Location Print	WRG	\$ 76

Accessories

Table Floor Mount Bracket Set.....	AFB	\$ 57
------------------------------------	-----	-------



Questions?
800 876 2120

top >
edge >

edge ordering code (radius corner) >
or
edge ordering code (square corner) >
top thickness >

edge ordering code (radius corner) >
or
edge ordering code (square corner) >
top thickness >
top thickness price >






Laminate PVC	Laminate T-Mold	Laminate Wood	Laminate Soft PVC	Laminate 1 1/2" Wood	Laminate 1 1/2" Wood	
Flat	Convex	Flat	Bumper	Square	Bullnose	
LP2R or LP2S 1 1/4"	LP3R or LP3S 1 3/4"	LT2 LT3 1 1/4" 1 3/4"	LW2R or LW2S 1 1/4"	LB2R 1 1/4"	LWS2 LWS3 1 1/4" 1 3/4"	LWB2 LWB3 1 1/4" 1 3/4"
LPF2R or LPF2S 1 1/4"	LPF3R or LPF3S 1 3/4"	LWF2R or LWF2S 1 1/4"	LMRA2R or LMRA2S 1 1/4"	LWF2 1 1/4"	LWF3 1 3/4"	
1 1/4"	1 3/4"	1 1/4"	1 1/4"	1 1/4"	1 3/4"	

Base Style	Table Description	Model #	Product Wt
	18 x 48 Fix	SRTI 1848REFX	41
	18 x 48 Slim-Tilt	SRTI 1848REST	47
	18 x 60 Fix	SRTI 1860REFX	52
	18 x 60 Slim-Tilt	SRTI 1860REST	58
	18 x 72 Fix	SRTI 1872REFX	60
	18 x 72 Slim-Tilt	SRTI 1872REST	77
	18 x 84 Fix	SRTI 1884REFX	68
	18 x 84 Slim-Tilt	SRTI 1884REST	74
	18 x 90 Fix	SRTI 1890REFX	71
	18 x 90 Slim-Tilt	SRTI 1890REST	77
18 x 96 Fix	SRTI 1896REFX	75	
18 x 96 Slim-Tilt	SRTI 1896REST	81	

To Order, Specify...

- 1 Model Number
- 2 Top Material
- 3 Edge Style and Thickness
- 4 Edge Color
- 5 Base Color
- 6 Additional Options



Veneer Wood	Veneer 1 1/4" Wood	Veneer 1 1/4" Wood
Flat  VW2R or VW2S 1 1/4"	Square  VWS2 VWS3 1 1/4" 1 1/4"	Bullnose  VWB2 VWB3 1 1/4" 1 1/4"
Fluted  VWF2R or VWF2S 1 1/4"	Fluted  VWF2 VWF3 1 1/4" 1 1/4"	
1 1/4"	1 1/4"	1 1/4"
2209	2395	2571
2694	2880	3052
2386	2585	2804
2869	3066	3289
2571	2795	3034
3055	3280	3518
2779	3025	3285
3265	3509	3774
3246	3545	3858
3731	4032	4339
3246	3545	3858
3731	4032	4339

Base Options

	Code	Price
Alternate Table Height 32" & Under.....	BAH	\$ 100
Alternate Table Height 32" & Over.....	BSP	\$ call
Casters (4), Dual Wheel Black		
Hard Wheel (to 72" length).....	CAS55	\$ 171
Casters (4), Dual Wheel Black		
Soft Wheel (to 72" length).....	CAS57	\$ 171
Mix, Dual Wheel Casters & Glides (to 72" length) ..	BMD	\$ 163
Self-Leveling Glides (4).....	GLD04	\$ 49
Stretcher Rail (Fix/Tilt) Finish Same as Base		
Tables 36" H & Over Require a Stretcher Rail	BSR	\$ 243

Finish Options

Chrome	\$ 165
Nickel.....	\$ 223
Powder Coat, Standard	n/c
Powder Coat, Premium.....	\$ 165
Platinum.....	\$ 488

Top Options

Table Link (all four sides)	TLK	\$ 251
Table Link (18" ends only)	TLE	\$ 135
Special Laminate.....	TSP	call
Custom Cutout (per cutout)	TCC	\$ 120

Power + Data Options

Please reference the Power + Data Price List

Wire Management Options

Basket, Under Top Mount	WBT	\$ 97
Plastic Runner, Under Top Mount	WRT	\$ 165
Canvas Legway	WCL	\$ 100
1 Oval Brush Grommet, Location A	WOA	\$ 97
2 Oval Brush Grommets, Location E	WOE	\$ 194
1 Oval Brush Grommet, Provide Location Print	WOG	\$ 97
1 Round Grommet, Location A	WRA	\$ 76
2 Round Grommets, Location E.....	WRE	\$ 152
1 Round Grommet, Provide Location Print	WRG	\$ 76

Accessories

Keyboard Platform w/Mouse Surface	AKP27M	\$ 760
CPU Holder (3" - 9" adjustment).....	ACPU3-9F	\$ 237
CPU Holder (5" - 8" adjustment).....	ACPU5-8F	\$ 155
CPU Holder (3" - 5" adjustment).....	ACPU3F	\$ 155
Table Transport	ATT3054	\$1855
Table Floor Mount Bracket Set.....	AFB	\$ 57



Questions?

800 876 2120

top >
edge >

edge ordering code (radius corner) >
or
edge ordering code (square corner) >
top thickness >

edge ordering code (radius corner) >
or
edge ordering code (square corner) >
top thickness >

top thickness price >

Laminate PVC	Laminate T-Mold	Laminate Wood	Laminate Soft PVC	Laminate 1 1/2" Wood	Laminate 1 1/2" Wood	
Flat	Convex	Flat	Bumper	Square	Bullnose	
LP2R or LP2S 1 1/4"	LP3R or LP3S 1 3/4"	LT2 or LT3 1 1/4" 1 3/4"	LW2R or LW2S 1 1/4"	LB2R 1 1/4"	LWS2 LWS3 1 1/4" 1 3/4"	LWB2 LWB3 1 1/4" 1 3/4"
Fluted		Fluted	Reverse Bevel Acrylic	Fluted		
LPF2R or LPF2S 1 1/4"	LPF3R or LPF3S 1 3/4"	LWF2R or LWF2S 1 1/4"	LMRA2R or LMRA2S 1 1/4"	LWF2 LWF3 1 1/4" 1 3/4"		
1 1/4"	1 3/4"	1 1/4"	1 1/4"	1 1/4"	1 3/4"	

Base Style	Table Description	Model #	Product Wt	1 1/4"	1 3/4"	1 1/4"	1 1/4"	1 3/4"
	24 x 48 Fix	SRTI 2448REFX	65	1121	1166	1544	1831	1869
	24 x 48 Slim-Tilt	SRTI 2448REST	77	1603	1652	2028	2316	2353
	24 x 60 Fix	SRTI 2460REFX	78	1201	1267	1730	2089	2118
	24 x 60 Slim-Tilt	SRTI 2460REST	90	1682	1748	2209	2570	2597
	24 x 72 Fix	SRTI 2472REFX	88	1381	1439	1958	2350	2380
	24 x 72 Slim-Tilt	SRTI 2472REST	100	1860	1919	2439	2828	2858
	24 x 84 Fix	SRTI 2484REFX	98	1460	1482	2173	2651	2671
	24 x 84 Slim-Tilt	SRTI 2484REST	110	1947	1963	2658	3135	3156
	24 x 90 Fix	SRTI 2490REFX	103	1696	1724	2517	3071	3125
	24 x 90 Slim-Tilt	SRTI 2490REST	115	2178	2205	3001	3550	3607
	24 x 96 Fix	SRTI 2496REFX	108	1696	1724	2517	3071	3125
	24 x 96 Slim-Tilt	SRTI 2496REST	120	2178	2205	3001	3550	3607

To Order, Specify...

- 1 Model Number
- 2 Top Material
- 3 Edge Style and Thickness
- 4 Edge Color
- 5 Base Color
- 6 Additional Options



Veneer Wood	Veneer 1 1/4" Wood	Veneer 1 3/4" Wood
Flat VW2R or VW2S 1 1/4"	Square VWS2 VWS3 1 1/4" 1 3/4"	Bullnose VWB2 VWB3 1 1/4" 1 3/4"
Fluted VWF2R or VWF2S 1 1/4"	Fluted VWF2 VWF3 1 1/4" 1 3/4"	
1 1/4"	1 1/4"	1 3/4"
2325	2517	2708
2808	3001	3191
2568	2789	3000
3049	3267	3481
2792	3031	3291
3268	3512	3775
3059	3337	3621
3543	3821	4104
3431	3750	4076
3914	4188	4558
3431	3750	4076
3914	3944	4558

Base Options

	Code	Price
Alternate Table Height 32" & Under.....	BAH	\$ 100
Alternate Table Height 32" & Over.....	BSP	\$ call
Casters (4), Dual Wheel Black		
Hard Wheel (to 72" length).....	CAS55	\$ 171
Casters (4), Dual Wheel Black		
Soft Wheel (to 72" length).....	CAS57	\$ 171
Mix, Dual Wheel Casters & Glides (to 72" length) ...	BMD	\$ 163
Self-Leveling Glides (4).....	GLD04	\$ 49
Stretcher Rail (Fix/Tilt) Finish Same as Base		
Tables 36" H & Over Require a Stretcher Rail	BSR	\$ 243

Finish Options

Chrome	\$ 165
Nickel.....	\$ 223
Powder Coat, Standard	n/c
Powder Coat, Premium.....	\$ 165
Platinum.....	\$ 488

Top Options

Table Link (all four sides)	TLK	\$ 251
Table Link (24" ends only).....	TLE	\$ 135
Special Laminate.....	TSP	call
Custom Cutout (per cutout)	TCC	\$ 120
Laptop Locker (each).....	TLA	\$ 1375
(available on fixed tables only, see page 34 in All Tables Price List for additional information)		
Electronic Lock (per locker).....	TLEL	\$ 359
Power Unit (up to 10 lockers sequenced, includes 1 key), required for electronic lock.....	TLPU	\$ 567

Power + Data Options

Please reference the Power + Data Price List

Wire Management Options

Basket, Under Top Mount	WBT	\$ 97
Plastic Runner, Under Top Mount	WRT	\$ 165
Canvas Legway	WCL	\$ 100
1 Oval Brush Grommet, Location A	WOA	\$ 97
2 Oval Brush Grommets, Location E	WOE	\$ 194
1 Oval Brush Grommet, Provide Location Print	WOG	\$ 97
1 Round Grommet, Location A	WRA	\$ 76
2 Round Grommets, Location E.....	WRE	\$ 152
1 Round Grommet, Provide Location Print	WRG	\$ 76

Accessories

Keyboard Platform w/Mouse Surface	AKP27M	\$ 760
CPU Holder (3" - 9" adjustment).....	ACPU3-9F	\$ 237
CPU Holder (5" - 8" adjustment).....	ACPU5-8F	\$ 155
CPU Holder (3" - 5" adjustment).....	ACPU3F	\$ 155
Table Transport	ATT3054	\$1855
Table Floor Mount Bracket Set.....	AFB	\$ 57



Questions?

800 876 2120

⊕ Indicates Number of Bases

edge ordering code (radius corner) >
or
edge ordering code (square corner) >
top thickness >

edge ordering code (radius corner) >
or
edge ordering code (square corner) >
top thickness >
top thickness price >






top >
edge >

Laminate PVC	Laminate T-Mold	Laminate Wood	Laminate Soft PVC	Laminate 1/2" Wood	Laminate 1/2" Wood			
Flat	Convex	Flat	Bumper	Square	Bullnose			
LP2R or LP3R LP2S or LP3S 1 1/4" 1 3/4"	LT2 LT3 1 1/4" 1 3/4"	LW2R or LW2S 1 1/4"	LB2R 1 1/4"	LWS2 LWS3 1 1/4" 1 3/4"	LWB2 LWB3 1 1/4" 1 3/4"			
Fluted		Fluted	Reverse Bevel Acrylic	Fluted				
LPF2R or LPF3R LPF2S or LPF3S 1 1/4" 1 3/4"		LWF2R or LWF2S 1 1/4"	LMRA2R or LMRA2S 1 1/4"	LWF2 LWF3 1 1/4" 1 3/4"				
1 1/4"	1 3/4"	1 1/4"	1 1/4"	1 1/4"	1 3/4"			
Base Style	Table Description	Model #	Product Wt					
	30 x 42 Fix	SRTI 3042REFX	71	1147	1225	1506	1748	1814
	30 x 48 Fix	SRTI 3048REFX	77	1252	1381	1695	1992	2040
	30 x 48 Slim-Tilt	SRTI 3048REST	89	1731	1863	2177	2477	2520
	30 x 60 Fix	SRTI 3060REFX	93	1326	1382	1895	2281	2541
	30 x 60 Slim-Tilt	SRTI 3060REST	105	1810	1871	2380	2768	3025
	30 x 72 Fix	SRTI 3072REFX	106	1430	1500	2104	2551	2664
	30 x 72 Slim-Tilt	SRTI 3072REST	118	1919	1982	2591	3039	3148
	30 x 84 Fix	SRTI 3084REFX	119	1539	1632	2381	2948	2770
	30 x 84 Slim-Tilt	SRTI 3084REST	131	2023	2117	2860	3428	3252
	30 x 90 Fix	SRTI 3090REFX	125	1740	1894	2741	3409	3488
	30 x 90 Slim-Tilt	SRTI 3090REST	137	2225	2376	3226	3894	3977
	30 x 96 Fix	SRTI 3096REFX	131	1740	1894	2741	3409	3488
	30 x 96 Slim-Tilt	SRTI 3096REST	143	2225	2379	3226	3894	3977
30 x 120 Fix	SRTI 30120REFX ③	186	2532	2689	3876	4780	4858	

To Order, Specify...

- ① Model Number
- ② Top Material
- ③ Edge Style and Thickness
- ④ Edge Color
- ⑤ Base Color
- ⑥ Additional Options



Veneer Wood	Veneer 1 1/4" Wood	Veneer 1 1/4" Wood
Flat  VW2R or VW2S 1 1/4"	Square  VWS2 VWS3 1 1/4" 1 1/4"	Bullnose  VWB2 VWB3 1 1/4" 1 1/4"
Fluted  VWF2R or VWF2S 1 1/4"	Fluted  VWF2 VWF3 1 1/4" 1 1/4"	
1 1/4"	1 1/4"	1 1/4"
2290	2477	2650
2579	2798	3010
3061	3279	3491
2843	3092	3336
3328	3576	3821
3175	3454	3672
3658	3938	4159
3460	3775	4085
3942	4258	4569
3871	4240	4570
4355	4724	5057
3871	4240	4570
4355	4724	5057
5057	5519	5853

Base Options

	Code	Price
Alternate Table Height 32" & Under.....	BAH	\$ 100
Alternate Table Height 32" & Over.....	BSP	\$ call
Casters (4), Dual Wheel Black		
Hard Wheel (to 72" length).....	CAS55	\$ 171
Casters (4), Dual Wheel Black		
Soft Wheel (to 72" length).....	CAS57	\$ 171
Mix, Dual Wheel Casters & Glides (to 72" length) ...	BMD	\$ 163
Self-Leveling Glides (4).....	GLD04	\$ 49
Stretcher Rail (Fix/Tilt) Finish Same as Base		
Tables 36" H & Over Require a Stretcher Rail	BSR	\$ 243

Finish Options

Chrome	\$ 165
Nickel.....	\$ 223
Powder Coat, Standard	n/c
Powder Coat, Premium.....	\$ 165
Platinum.....	\$ 488

Top Options

Table Link (all four sides)	TLK	\$ 251
Table Link (30" ends only)	TLE	\$ 135
Special Laminate.....	TSP	call
Custom Cutout (per cutout)	TCC	\$ 120
Laptop Locker (each).....	TLA	\$ 1375
(available on fixed tables only, see page 34 in All Tables Price List for additional information)		
Electronic Lock (per locker).....	TLEL	\$ 359
Power Unit (up to 10 lockers sequenced, includes 1 key), required for electronic lock.....	TLPU	\$ 567

Power + Data Options

Please reference the Power + Data Price List

Wire Management Options

Basket, Under Top Mount	WBT	\$ 97
Plastic Runner, Under Top Mount	WRT	\$ 165
Canvas Legway	WCL	\$ 100
1 Oval Brush Grommet, Location A	WOA	\$ 97
2 Oval Brush Grommets, Location E	WOE	\$ 194
1 Oval Brush Grommet, Provide Location Print	WOG	\$ 97
1 Round Grommet, Location A	WRA	\$ 76
2 Round Grommets, Location E.....	WRE	\$ 152
1 Round Grommet, Provide Location Print	WRG	\$ 76

Accessories

Keyboard Platform w/Mouse Surface	AKP27M	\$ 760
CPU Holder (3" - 9" adjustment).....	ACPU3-9F	\$ 237
CPU Holder (5" - 8" adjustment).....	ACPU5-8F	\$ 155
CPU Holder (3" - 5" adjustment).....	ACPU3F	\$ 155
Table Transport	ATT3054	\$1855
Table Floor Mount Bracket Set.....	AFB	\$ 57



Questions?

800 876 2120

⊕ Indicates Number of Bases

edge ordering code (radius corner) >
or
edge ordering code (square corner) >
top thickness >

edge ordering code (radius corner) >
or
edge ordering code (square corner) >
top thickness >

top thickness price >

top >
edge >

Laminate PVC	Laminate T-Mold	Laminate Wood	Laminate Soft PVC	Laminate 1/4" Wood	Laminate 1/4" Wood	
Flat	Convex	Flat	Bumper	Square	Bullnose	
LP2R or LP2S 1 1/4"	LP3R or LP3S 1 3/4"	LT2 or LT3 1 1/4" 1 3/4"	LW2R or LW2S 1 1/4"	LB2R 1 1/4"	LWS2 1 1/4" LWS3 1 3/4"	LWB2 1 1/4" LWB3 1 3/4"
Fluted		Fluted	Reverse Bevel Acrylic	Fluted		
LPF2R or LPF2S 1 1/4"	LPF3R or LPF3S 1 3/4"	LWF2R or LWF2S 1 1/4"	LMRA2R or LMRA2S 1 1/4"	LWF2 1 1/4" LWF3 1 3/4"		
1 1/4"	1 3/4"	1 1/4"	1 1/4"	1 1/4"	1 3/4"	
1332	1455	1975	2410	2488		
1815	1937	2458	2891	2971		
1440	1560	2127	2588	2667		
1926	2043	2612	3074	3153		
1503	1612	2282	2804	2853		
1987	2098	2769	3290	3335		
1815	1875	2629	3177	3243		
2299	2358	3112	3660	3730		
2009	2199	2967	3608	3694		
2493	2686	3450	4097	4179		
2009	2199	2967	3608	3694		
2493	2686	3450	4097	4179		
2893	3084	4248	5158	5243		

Base Style

Table Description

Model #

Product Wt








36 x 48 Fix	SRT1 3648REFX	87
36 x 48 Slim-Tilt	SRT1 3648REST	99
36 x 60 Fix	SRT1 3660REFX	109
36 x 60 Slim-Tilt	SRT1 3660REST	121
36 x 72 Fix	SRT1 3672REFX	125
36 x 72 Slim-Tilt	SRT1 3672REST	137
36 x 84 Fix	SRT1 3684REFX	140
36 x 84 Slim-Tilt	SRT1 3684REST	152
36 x 90 Fix	SRT1 3690REFX	155
36 x 90 Slim-Tilt	SRT1 3690REST	167
36 x 96 Fix	SRT1 3696REFX	155
36 x 96 Slim-Tilt	SRT1 3696REST	167
36 x 120 Fix	SRT1 36120REFX ③	189

To Order, Specify...

- ① Model Number
- ② Top Material
- ③ Edge Style and Thickness
- ④ Edge Color
- ⑤ Base Color
- ⑥ Additional Options



Veneer Wood	Veneer 1 1/4" Wood	Veneer 1 1/2" Wood
Flat  VW2R or VW2S 1 1/4"	Square  VWS2 VWS3 1 1/4" 1 1/4"	Bullnose  VWB2 VWB3 1 1/2" 1 1/2"
Fluted  VWF2R or VWF2S 1 1/4"	Fluted  VWF2 VWF3 1 1/4" 1 1/4"	
1 1/4"	1 1/4"	1 1/2"
3143	3458	3599
3625	3940	4085
3325	3660	3804
3813	4285	4289
3699	4081	4235
4184	4567	4719
4025	4445	4625
4510	4932	5110
4297	4755	4951
4782	5238	5434
4297	4755	4951
4782	5238	5434
5650	6222	6420

Base Options

	Code	Price
Alternate Table Height 32" & Under.....	BAH	\$ 100
Alternate Table Height 32" & Over.....	BSP	\$ call
Casters (4), Dual Wheel Black		
Hard Wheel (to 72" length).....	CAS55	\$ 171
Casters (4), Dual Wheel Black		
Soft Wheel (to 72" length).....	CAS57	\$ 171
Mix, Dual Wheel Casters & Glides (to 72" length) ...	BMD	\$ 163
Self-Leveling Glides (4).....	GLD04	\$ 49
Stretcher Rail (Fix/Tilt) Finish Same as Base		
Tables 36" H & Over Require a Stretcher Rail	BSR	\$ 243

Finish Options

Chrome	\$ 165
Nickel.....	\$ 223
Powder Coat, Standard	n/c
Powder Coat, Premium.....	\$ 165
Platinum.....	\$ 488

Top Options

Table Link (all four sides)	TLK	\$ 251
Table Link (36" ends only)	TLE	\$ 135
Special Laminate.....	TSP	call
Custom Cutout (per cutout)	TCC	\$ 120
Laptop Locker (each).....	TLA	\$ 1375
(available on fixed tables only, see page 34 in All Tables Price List for additional information)		
Electronic Lock (per locker).....	TLEL	\$ 359
Power Unit (up to 10 lockers sequenced, includes 1 key), required for electronic lock.....	TLPU	\$ 567

Power + Data Options

Please reference the Power + Data Price List

Wire Management Options

Basket, Under Top Mount	WBT	\$ 97
Plastic Runner, Under Top Mount	WRT	\$ 165
Canvas Legway	WCL	\$ 100
1 Oval Brush Grommet, Location A	WOA	\$ 97
2 Oval Brush Grommets, Location E	WOE	\$ 194
1 Oval Brush Grommet, Provide Location Print	WOG	\$ 97
1 Round Grommet, Location A	WRA	\$ 76
2 Round Grommets, Location E.....	WRE	\$ 152
1 Round Grommet, Provide Location Print	WRG	\$ 76

Accessories

Keyboard Platform w/Mouse Surface	AKP27M	\$ 760
CPU Holder (3" - 9" adjustment).....	ACPU3-9F	\$ 237
CPU Holder (5" - 8" adjustment).....	ACPU5-8F	\$ 155
CPU Holder (3" - 5" adjustment).....	ACPU3F	\$ 155
Table Transport	ATT3054	\$1855
Table Floor Mount Bracket Set.....	AFB	\$ 57



Questions?











800 876 2120

⊕ Indicates Number of Bases

edge ordering code (radius corner) >
or
edge ordering code (square corner) >
top thickness >

edge ordering code (radius corner) >
or
edge ordering code (square corner) >
top thickness >
top thickness price >

top >
edge >

Laminate PVC	Laminate T-Mold	Laminate Wood	Laminate Soft PVC	Laminate 1 1/2" Wood	Laminate 1 1/2" Wood
Flat	Convex	Flat	Bumper	Square	Bullnose
					
LP2R or LP2S 1 1/4"	LP3R or LP3S 1 3/4"	LT2 LT3 1 1/4" 1 3/4"	LW2R or LW2S 1 1/4"	LB2R 1 1/4"	LWS2 LWS3 1 1/4" 1 3/4"
LWB2 LWB3 1 1/4" 1 3/4"					
Fluted		Fluted	Reverse Bevel Acrylic	Fluted	
					
LPF2R or LPF2S 1 1/4"	LPF3R or LPF3S 1 3/4"	LWF2R or LWF2S 1 1/4"	LMRA2R or LMRA2S 1 1/4"	LWF2 LWF3 1 1/4" 1 3/4"	
1 1/4"	1 3/4"	1 1/4"	1 1/4"	1 1/4"	1 3/4"
2380	2593	3314	3942	4037	
2538	2792	3758	4574	4723	
2623	2891	3890	4736	4917	
2702	2977	4058	4963	5179	
	4002			6722	
	5080			8049	

Base Style

Table Description

Model #

Product Wt








T2

42 x 72 Fix	SRT2 4272REFX	163
42 x 84 Fix	SRT2 4284REFX	181
42 x 96 Fix	SRT2 4296REFX	199
48 x 96 Fix	SRT2 4896REFX	218
48 x 120 Fix	SRT2 48120REFX ③	274
48 x 144 Fix	SRT2 48144REFX ③	313

To Order, Specify...

- ① Model Number
- ② Top Material
- ③ Edge Style and Thickness
- ④ Edge Color
- ⑤ Base Color
- ⑥ Additional Options



Veneer Wood	Veneer 1 1/4" Wood	Veneer 1 1/4" Wood
Flat  VW2R or VW2S 1 1/4"	Square  VWS2 VWS3 1 1/4" 1 1/4"	Bullnose  VWB2 VWB3 1 1/4" 1 1/4"
Fluted  VWF2R or VWF2S 1 1/4"	Fluted  VWF2 VWF3 1 1/4" 1 1/4"	
1 1/4"	1 1/4"	1 1/4"
4642	5091	5261
5036	5530	5719
5396	5930	6132
5796	6378	6580
		8430
		10123

Base Options

	Code	Price
Alternate Table Height 32" & Under.....	BAH	\$ 100
Alternate Table Height 32" & Over.....	BSP	\$ call
Stretcher Rail (Fix/Tilt) Finish Same as Base		
Tables 36" H & Over Require a Stretcher Rail.....	BSR	\$ 243

Finish Options

Chrome.....	\$ 165
Nickel.....	\$ 223
Powder Coat, Standard.....	n/c
Powder Coat, Premium.....	\$ 165
Platinum.....	\$ 488

Top Options

2-Piece Top (120" length only).....	T2P	\$ 629
Table Link (all four sides).....	TLK	\$ 251
Table Link (42" or 48" ends only).....	TLE	\$ 135
Special Laminate.....	TSP	call
Custom Cutout (per cutout).....	TCC	\$ 120
Laptop Locker (each).....	TLA	\$ 1375
(available on fixed tables only, see page 34 in All Tables Price List for additional information)		
Electronic Lock (per locker).....	TLEL	\$ 359
Power Unit (up to 10 lockers sequenced, includes 1 key), required for electronic lock.....	TLPU	\$ 567

Power + Data Options

Please reference the Power + Data Price List

Wire Management Options

Basket, Under Top Mount.....	WBT	\$ 97
1 Oval Brush Grommet, Location K.....	WOK	\$ 97
1 Oval Brush Grommet, Provide Location Print.....	WOG	\$ 97
1 Round Grommet, Location K.....	WRK	\$ 76
1 Round Grommet, Provide Location Print.....	WRG	\$ 76
Power Hatch (black), Available in 6" increments...WPH		
24" or less (each).....	\$ 256	
25" to 48" (each).....	\$ 333	
49" to 81" (each).....	\$ 405	

Accessories

Table Floor Mount Bracket Set.....	AFB	\$ 57
------------------------------------	-----	-------



Questions?

800 876 2120

⊕ Indicates Number of Bases

top >
edge >

edge ordering code >

top thickness >

edge ordering code >

top thickness >

top thickness price >






Laminate PVC	Laminate T-Mold	Laminate Wood	Laminate Soft PVC	Laminate 1/2" Wood	Laminate 1/2" Wood
Flat	Convex	Flat	Bumper	Square	Bullnose
LP2R LP3R	LT2 LT3	LW2R	LB2R	LWS2 LWS3	LWB2 LWB3
1 1/4" 1 3/4"	1 1/4" 1 3/4"	1 1/4"	1 1/4"	1 1/4" 1 3/4"	1 1/4" 1 3/4"
Fluted		Fluted	Reverse Bevel Acrylic	Fluted	
LPF2R LPF3R		LWF2R	LMRA2R	LWF2 LWF3	
1 1/4" 1 3/4"		1 1/4"	1 1/4"	1 1/4" 1 3/4"	
1 1/4"	1 3/4"	1 1/4"	1 1/4"	1 1/4"	1 3/4"

Base Style	Table Description	Model #	Product Wt	1 1/4"	1 3/4"	1 1/4"	1 1/4"	1 3/4"
	Racetrack							
	T1 36x 72 Fix	SRT1 3672RAFX	121	1888	2083	2848	3492	3608
	36 x 72 Slim-Tilt	SRT1 3672RAST	133	2373	2567	3331	3980	4096
	T2 42 x 84 Fix	SRT2 4284RAFX	178	2697	2971	4116	5069	5189
	42 x 96 Fix	SRT2 4296RAFX	196	2931	3258	4344	5298	5519
	48 x 96 Fix	SRT2 4896RAFX	213	2977	3316	4481	5497	5635
	48 x 120 Fix	SRT2 48120RAFX (3)	269		4296			6828
	48 x 144 Fix	SRT2 48144RAFX (3)	311		5880			8829
	48 x 192 Fix	SRT2 48192RAFX (4)	420		6941			12108
	T1 36 x 72 Fix	SRT1 3672OVFX	111	2016	2231	3072	3784	3908
	36 x 72 Slim-Tilt	SRT1 3672OVST	123	2501	2715	3552	4268	4393
	T2 42 x 84 Fix	SRT2 4284OVFX	162		3155			5598
	48 x 96 Fix	SRT2 4896OVFX	192		3541			6092
	48 x 120 Fix	SRT2 48120OVFX ④	242		4617			7401

To Order, Specify...

- ① Model Number
- ② Top Material
- ③ Edge Style and Thickness
- ④ Edge Color
- ⑤ Base Color
- ⑥ Additional Options



Veneer Wood	Veneer 1 1/4" Wood	Veneer 1 1/4" Wood
Flat  VW2R 1 1/4"	Square  VWS2 VWS3 1 1/4" 1 1/4"	Bullnose  VWB2 VWB3 1 1/4" 1 1/4"
Fluted  VWF2R 1 1/4"	Fluted  VWF2 VWF3 1 1/4" 1 1/4"	
1 1/4"	1 1/4"	1 1/4"
5585 6068	6175 6658	6374 6855
6831	7517	7790
7421	8175	8445
7598	8382	8666
		9610
		13073
		16704
6078 6564	6731 7213	6947 7433
		8461
		9423
		10461

Base Options

	Code	Price
Alternate Table Height 32" & Under.....	BAH	\$ 100
Alternate Table Height 32" & Over.....	BSP	\$ call
Casters (4), Dual Wheel Black Hard Wheel T1.....	CAS55	\$ 171
Casters (4), Dual Wheel Black Soft T1.....	CAS57	\$ 171
Mix, Dual Wheel Casters & Glides T1.....	BMD	\$ 163
Self-Leveling Glides (4) T1.....	GLD04	\$ 49
Stretcher Rail (Fix/Tilt) Finish Same as Base.....	BSR	\$ 243

Finish Options

Chrome	\$ 165
Nickel.....	\$ 223
Powder Coat, Standard	n/c
Powder Coat, Premium.....	\$ 165
Platinum.....	\$ 488

Top Options

2-Piece Top (120" length only).....	T2P	\$ 629
Special Laminate.....	TSP	call
Custom Cutout (per cutout).....	TCC	\$ 120

Power + Data Options

Please reference the Power + Data Price List

Wire Management Options

Basket, Under Top Mount.....	WBT	\$ 97
Canvas Legway.....	WCL	\$ 100
1 Oval Brush Grommet, Location K.....	WOK	\$ 97
1 Oval Brush Grommet, Provide Location Print.....	WOG	\$ 97
1 Round Grommet, Location K.....	WRK	\$ 76
1 Round Grommet, Provide Location Print.....	WRG	\$ 76
Power Hatch (black), Available in 6" increments...WPH		
24" or less (each).....		\$ 256
25" to 48" (each).....		\$ 333
49" to 81" (each).....		\$ 405

Accessories

Table Transport.....	ATT3054	\$ 1855
Table Floor Mount Bracket Set.....	AFB	\$ 57



Questions?

800 876 2120

⊕ Indicates Number of Bases






top >	Laminate PVC	Laminate T-Mold	Laminate Wood	Laminate Soft PVC	Laminate 1 1/2" Wood	Laminate 1 1/2" Wood
edge >	Flat	Convex	Flat	Bumper	Square	Bullnose
edge ordering code >	LP2R LP3R	LT2 LT3	LW2R	LB2R	LWS2 LWS3	LWB2 LWB3
top thickness >	1 1/4" 1 3/4"	1 1/4" 1 3/4"	1 1/4"	1 1/4"	1 1/4" 1 3/4"	1 1/4" 1 3/4"
	Fluted		Fluted	Reverse Bevel Acrylic	Fluted	
edge ordering code >	LPF2R LPF3R		LWF2R	LMRA2R	LWF2 LWF3	
top thickness >	1 1/4" 1 3/4"		1 1/4"	1 1/4"	1 1/4" 1 3/4"	
top thickness price >	1 1/4" 1 3/4"	1 3/4"	1 1/4"	1 1/4"	1 1/4" 1 3/4"	1 3/4"

Base Style	Table Description	Model #	Product Wt	1 1/4"	1 3/4"	1 1/4"	1 1/4"	1 3/4"
 T2	30 x 42 x 96 Fix	SRT2 3096BTFX	196	3092	3490	4736	5845	5984
	36 x 48 x 96 Fix	SRT2 3696BTFX	217	3059	3463	4822	6004	6156
	36 x 48 x 120 Fix	SRT2 36120BTFX ③	270		4951			8010
	36 x 48 x 144 Fix	SRT2 36144BTFX ③	308		6331			9596

To Order, Specify...

- ① Model Number
- ② Top Material
- ③ Edge Style and Thickness
- ④ Edge Color
- ⑤ Base Color
- ⑥ Additional Options



Veneer Wood	Veneer 1 1/4" Wood	Veneer 1 1/4" Wood
Flat	Square	Bullnose
		
VW2R	VWS2 VWS3	VWB2 VWB3
1 1/4"	1 1/4" 1 1/4"	1 1/4" 1 1/4"
Fluted	Fluted	
		
VWF2R	VWF2 VWF3	
1 1/4"	1 1/4" 1 1/4"	
1 1/4"	1 1/4"	1 1/4"
8179	9005	9305
8311	9181	9464
		11071
		14255

Base Options

	Code	Price
Alternate Table Height 32" & Under.....	BAH	\$ 100
Alternate Table Height 32" & Over.....	BSP	\$ call

Finish Options

Chrome		\$ 165
Nickel.....		\$ 223
Powder Coat, Standard		n/c
Powder Coat, Premium.....		\$ 165
Platinum.....		\$ 488

Top Options

2-Piece Top (120" length only)	T2P	\$ 629
Special Laminate.....	TSP	call
Custom Cutout (per cutout)	TCC	\$ 120

Power + Data Options

Please reference the Power + Data Price List

Wire Management Options

Basket, Under Top Mount	WBT	\$ 97
Plastic Runner, Under Top Mount	WRT	\$ 165
1 Oval Brush Grommet, Location K.....	WOK	\$ 97
1 Oval Brush Grommet, Provide Location Print.....	WOG	\$ 97
1 Round Grommet, Location K.....	WRK	\$ 76
1 Round Grommet, Provide Location Print	WRG	\$ 76
Power Hatch (black), Available in 6" increments ...	WPH	
24" or less (each)		\$ 256
25" to 48" (each)		\$ 333
49" to 81" (each).....		\$ 405

Accessories

Table Floor Mount Bracket Set.....	AFB	\$ 57
------------------------------------	-----	-------

Skware

Split Top, Corner,
Video Wedge + Transition



VERSTEEL

Questions?

800 876 2120

- ☐ Overlapping Folding Bases
- ⊕ Indicates Number of Bases

top >
edge >

edge ordering code (radius corner) >
or
edge ordering code (square corner) >
top thickness >

edge ordering code (radius corner) >
or
edge ordering code (square corner) >
top thickness >
top thickness price >





Laminate PVC	Laminate T-Mold	Laminate Wood	Laminate Soft PVC	Laminate 1 1/2" Wood			
Flat	Convex	Flat	Bumper	Square			
LP2R or LP2S 1 1/4"	LP3R or LP3S 1 3/4"	LT2 LT3 1 1/4" 1 3/4"	LW2R or LW2S 1 1/4"	LB2R 1 1/4"			
LWS2 1 1/4"	LWS3 1 3/4"						
Fluted		Fluted	Reverse Bevel Acrylic	Fluted			
LPF2R or LPF2S 1 1/4"	LPF3R or LPF3S 1 3/4"	LWF2R or LWF2S 1 1/4"	LMRA2R or LMRA2S 1 1/4"	LWF2 1 1/4"			
LWF3 1 3/4"				LWF3 1 3/4"			
1 1/4"	1 3/4"	1 1/4"	1 1/4"	1 1/4" 1 3/4"			
Split Top							
36 x 48 Split Rectangle Fix	SRTI 3648RSFX	105	3248	3479	4006	4401	4476
36 x 60 Split Rectangle Fix	SRTI 3660RSFX	121	3416	3542	4345	4834	4908
36 x 72 Split Rectangle Fix	SRTI 3672RSFX	141	3586	3746	4685	5287	5382
Corner							
24 x 42 Fix	SRTI 2442CRFX	90	1748	1838	2415	2753	2805
30 x 48 Fix	SRTI 3048CRFX	109	1860	2073	2559	2924	2977
Video Wedge							
24 x 48 Fix	SRTI 2448VWFX	48	1422	1632	2035	2459	2570
30 x 60 Fix	SRTI 3060VWFX	65	1670	1946	2514	3086	3216
36 x 72 Fix	SRTI 3672VWFX	85	1996	2358	3062	3792	3942
Transition							
24 x 30 Fix	SRTI 2430TRFX	47	1240	1373	1696	1954	1994
30 x 30 Fix	SRTI 3030TRFX	54	1255	1386	1710	1967	2011
36 x 30 Fix	SRTI 3630TRFX	58	1322	1472	1913	2199	2314

Base Style	Table Description	Model #	Product Wt
	Split Top		
	36 x 48 Split Rectangle Fix	SRTI 3648RSFX	105
	36 x 60 Split Rectangle Fix	SRTI 3660RSFX	121
	36 x 72 Split Rectangle Fix	SRTI 3672RSFX	141
	Corner		
	24 x 42 Fix	SRTI 2442CRFX	90
	30 x 48 Fix	SRTI 3048CRFX	109
	Video Wedge		
	24 x 48 Fix	SRTI 2448VWFX	48
	30 x 60 Fix	SRTI 3060VWFX	65
	36 x 72 Fix	SRTI 3672VWFX	85
	Transition		
	24 x 30 Fix	SRTI 2430TRFX	47
30 x 30 Fix	SRTI 3030TRFX	54	
36 x 30 Fix	SRTI 3630TRFX	58	

To Order, Specify...

- 1 Model Number
- 2 Top Material
- 3 Edge Style and Thickness
- 4 Edge Color
- 5 Base Color
- 6 Additional Options



Veneer Wood	Veneer 1 1/4" Wood	
Flat	Square	
		
VW2R or VW2S 1 1/4"	VWS2 1 1/4"	VWS3 1 1/4"
Fluted	Fluted	
		
VWF2R or VWF2S 1 1/4"	VWF2 1 1/4"	VWF3 1 1/4"
1 1/4"	1 1/4"	1 1/4"
5729	6132	6522
6165	6617	7081
6684	7186	7646
3613	3918	4009
4131	4497	4618
3266	3565	3758
3910	4282	4534
4714	5169	5481
2697	2927	3000
2712	2945	3015
3105	3388	3475

Base Options

	Code	Price
Alternate Table Height 32" & Under.....	BAH	\$ 100
Alternate Table Height 32" & Over.....	BSP	\$ call
Casters (4), Dual Wheel Black Hard Wheel.....	CAS55	\$ 171
Casters (4), Dual Wheel Black Soft Wheel.....	CAS57	\$ 171
Mix, Dual Wheel Casters & Glides.....	BMD	\$ 163
Self-Leveling Glides (4).....	GLD04	\$ 49
Stretcher Rail (Finish Same as Base).....	BSR	\$ 243

Finish Options

Chrome.....	\$ 165
Nickel.....	\$ 223
Powder Coat, Standard.....	n/c
Powder Coat, Premium.....	\$ 165
Platinum.....	\$ 488

Top Options

Table Link.....	TLK	\$ 251
Special Laminate.....	TSP	call
Custom Cutout (per cutout).....	TCC	\$ 120

Power + Data Options

Please reference the Power + Data Price List

Wire Management Options

Basket, Under Top Mount.....	WBT	\$ 97
Canvas Legway.....	WCL	\$ 100
1 Oval Brush Grommet, Provide Location Print.....	WOG	\$ 97
1 Round Grommet, Provide Location Print.....	WRG	\$ 76

Accessories

Table Floor Mount Bracket Set.....	AFB	\$ 57
------------------------------------	------------	-------

Skware
Trapezoid,
Crescent + Teardrop



Questions?

800 876 2120

- Overlapping Folding Bases
- Indicates Number of Bases

edge ordering code (radius corner) >
or
edge ordering code (square corner) >
top thickness >

edge ordering code (radius corner) >
or
edge ordering code (square corner) >
top thickness >
top thickness price >

top >
edge >





		Laminate PVC	Laminate T-Mold	Laminate Wood	Laminate Soft PVC	Laminate 1 1/2" Wood				
		Flat	Convex	Flat	Bumper	Square				
		LP2R or LP2S 1 1/4"	LP3R or LP3S 1 3/4"	LT2 1 1/4"	LT3 1 3/4"	LW2R or LW2S 1 1/4"	LB2R 1 1/4"	LWS2 1 1/4"	LWS3 1 3/4"	
		Fluted		Fluted	Reverse Bevel Acrylic	Fluted				
		LPF2R or LPF2S 1 1/4"	LPF3R or LPF3S 1 3/4"	LWF2R or LWF2S 1 1/4"	LMRA2R or LMRA2S 1 1/4"	LWF2 1 1/4"	LWF3 1 3/4"			
		1 1/4"	1 3/4"	1 1/4"	1 1/4"	1 1/4"	1 3/4"			
Base Style	Table Description	Model #	Product Wt							
	Trapezoid	TI	24 x 24 x 24 x 48 Fix	SRTI 2448TZFX	49	1225	1333	1724	2067	2112
			24 x 24 x 24 x 48 Tilt	SRTI 2448TZTL	61	1565	1670	2058	2401	2453
		24 x 48 x 24 x 72 Fix	SRTI 2472TZFX	70	1484	1609	2117	2548	2595	
		24 x 48 x 24 x 72 Tilt	SRTI 2472TZTL	82	1822	1949	2457	2891	2935	
		30 x 30 x 30 x 60 Fix	SRTI 3060TZFX	69	1419	1608	2088	2543	2619	
		30 x 30 x 30 x 60 Tilt	SRTI 3060TZTL	81	1757	1947	2427	2882	2960	
		36 x 36 x 36 x 72 Fix	SRTI 3672TZFX	90	1676	1908	2506	3063	3154	
		36 x 36 x 36 x 72 Tilt	SRTI 3672TZTL	102	2016	2246	2843	3402	3490	
	Crescent	TI	24 x 48 x 75 Fix	SRTI 2475CTFX	72	1548	1812	2314	2832	2946
			24 x 48 x 75 Tilt	SRTI 2475CTTL	84	1887	2149	2650	3175	3283
		24 x 60 x 94 Fix	SRTI 2494CTFX	92	2246	2585	3361	4112	4237	
		24 x 60 x 94 Tilt	SRTI 2494CTTL	104	2585	2923	3699	4451	4574	
		30 x 60 x 94 Fix	SRTI 3094CTFX	105	2302	2655	3409	4162	4287	
		30 x 60 x 94 Tilt	SRTI 3094CTTL	117	2641	2997	3749	4498	4625	
		36 x 72 x 113 Fix	SRTI 36113CTFX	141	2664	3128	4446	5648	5813	
		36 x 72 x 113 Tilt	SRTI 36113CTTL	153	3118	3586	4903	6100	6270	
	Teardrop	X4	42 x 24 Fix	SRX4 4224TDFX	89	1938	2178	2765	3324	3443
			52 x 30 Fix	SRX4 5230TDFX	111	2319	2651	3391	4112	4225

Note: Please refer to page 12 for the standard laminate/grain direction on these tops

To Order, Specify...

- 1 Model Number
- 2 Top Material
- 3 Edge Style and Thickness
- 4 Edge Color
- 5 Base Color
- 6 Additional Options



Veneer Wood	Veneer 1 1/4" Wood	
Flat	Square	
		
VW2R or VW2S 1 1/4"	VWS2 1 1/4"	VWS3 1 1/4"
Fluted	Fluted	
		
VWF2R or VWF2S 1 1/4"	VWF2 1 1/4"	VWF3 1 1/4"
1 1/4"	1 1/4"	1 1/4"
3075	3350	3445
3409	3685	3782
3529	3863	4026
3870	4204	4366
3417	3731	3837
3755	4069	4175
3887	4248	4384
4224	4588	4725
3517	3842	4051
3858	4183	4392
5002	5497	5659
5341	5837	5659
4314	4727	4912
4650	5067	4914
5805	6381	6749
6248	6838	6862
3559	3842	3962
4264	4631	4746

Base Options

	Code	Price
Alternate Table Height 32" & Under.....	BAH	\$ 100
Alternate Table Height 32" & Over.....	BSP	\$ call
Casters (4), Dual Wheel Black Hard Wheel.....	CAS55	\$ 171
Casters (4), Dual Wheel Black Soft Wheel.....	CAS57	\$ 171
Mix, Dual Wheel Casters & Glides T1.....	BMD	\$ 163
Self-Leveling Glides (4) T1, X4.....	GLD04	\$ 49
Stretcher Rail T1 (Fix/Tilt) Finish Same as Base.....	BSR	\$ 243

Finish Options

Chrome.....	\$ 165
Nickel.....	\$ 223
Powder Coat, Standard.....	n/c
Powder Coat, Premium.....	\$ 165
Platinum.....	\$ 488

Top Options

Table Link.....	TLK	\$ 251
Special Laminate.....	TSP	call
Custom Cutout (per cutout).....	TCC	\$ 120

Power + Data Options

Please reference the Power + Data Price List

Wire Management Options

Basket, Under Top Mount.....	WBT	\$ 97
Canvas Legway.....	WCL	\$ 100
1 Oval Brush Grommet, Provide Location Print.....	WOG	\$ 97
1 Round Grommet, Provide Location Print.....	WRG	\$ 76

Accessories

Table Transport.....	ATT3054	\$ 1855
Table Floor Mount Bracket Set.....	AFB	\$ 57

Skware
Half Round
+ Quarter Round



Questions?

800 876 2120

⊕ Indicates Number of Bases

edge ordering code (radius corner) >
or
edge ordering code (square corner) >
top thickness >

edge ordering code (radius corner) >
or
edge ordering code (square corner) >
top thickness >
top thickness price >

top >
edge >





Base Style	Table Description	Model #	Product Wt	Laminate PVC	Laminate T-Mold	Laminate Wood	Laminate Soft PVC	Laminate 1 1/2" Wood
				Flat	Convex	Flat	Bumper	Square
				 LP2R or LP2S 1 1/4"	 LT2 or LT3 1 1/4" 1 3/4"	 LW2R or LW2S 1 1/4"	 LB2R 1 1/4"	 LWS2 or LWS3 1 1/4" 1 3/4"
				Fluted		Fluted	Reverse Bevel Acrylic	Fluted
				 LPF2R or LPF2S 1 1/4"		 LWF2R or LWF2S 1 1/4"	 LMRA2R or LMRA2S 1 1/4"	 LWF2 or LWF3 1 1/4" 1 3/4"
				1 1/4"	1 3/4"	1 1/4"	1 1/4"	1 1/4" 1 3/4"
 TI	Half Round							
	24 x 48 Fix	SRTI 2448HFFX	54	1225	1387	1696	2019	2108
	24 x 48 Tilt	SRTI 2448HFTL	66	1565	1728	2035	2360	2449
	30 x 60 Fix	SRTI 3060HFFX	74	1421	1631	2070	2512	2613
	30 x 60 Tilt	SRTI 3060HFTL	86	1759	1969	2410	2853	2949
	36 x 72 Fix	SRTI 3672HFFX	102	1676	1955	2498	3056	3175
36 x 72 Tilt	SRTI 3672HFTL	114	2015	2292	2833	3393	3510	
 NB	Quarter Round							
	24 No Base (link included)	SRNB 24QR	16	753	880	1040	1243	1293
 TI	30 Fix (link included)	SRTI 30QRFX ①	39	1124	1262	1480	1731	1792
	30 Tilt (link included)	SRTI 30QRTL ①	45	1295	1429	1648	1901	1963
	36 Fix (link included)	SRTI 36QRFX ①	49	1208	1385	1661	1975	2028
	36 Tilt (link included)	SRTI 36QRTL ①	55	1380	1552	1831	2145	2199
 XI	30 Fix	SRX1 30QRFX	50	1156	1297	1513	1767	1827
	30 Tilt	SRX1 30QRTL	54	1326	1463	1684	1933	1995
	36 Fix	SRX1 36QRFX	61	1243	1419	1696	2010	2066
	36 Tilt	SRX1 36QRTL	64	1413	1586	1864	2178	2233

Note: Please refer to page 12 in the All Tables Price List for the standard laminate/grain direction on these tops

To Order, Specify...

- ① Model Number
- ② Top Material
- ③ Edge Style and Thickness
- ④ Edge Color
- ⑤ Base Color
- ⑥ Additional Options



Veneer Wood	Veneer 1 1/4" Wood	
Flat	Square	
		
VW2R or VW2S 1 1/4"	VWS2 1 1/4"	VWS3 1 1/4"
Fluted	Fluted	
		
VWF2R or VWF2S 1 1/4"	VWF2 1 1/4"	VWF3 1 1/4"
1 1/4"	1 1/4"	1 1/4"
2643	2872	3024
2981	3211	3362
3144	3428	3627
3483	3769	3966
3765	4116	4353
4101	4452	4693
1724	1886	1931
2224	2410	2536
2392	2579	2702
2454	2664	2880
2620	2831	3049
2257	2441	2570
2426	2614	2740
2486	2697	2916
2652	2866	3082

Base Options

	Code	Price
Alternate Table Height 32" & Under.....	BAH	\$ 100
Alternate Table Height 32" & Over.....	BSP	\$ call
Casters (4), Dual Wheel Black Hard Wheel.....	CAS55	\$ 171
Casters (4), Dual Wheel Black Soft Wheel.....	CAS57	\$ 171
Mix, Dual Wheel Casters & Glides T1.....	BMD	\$ 163
Self-Leveling Glides (4).....	GLD04	\$ 49
Stretcher Rail T1 (Fix/Tilt) Finish Same as Base.....	BSR	\$ 243

Finish Options

Chrome.....	\$ 165
Nickel.....	\$ 223
Powder Coat, Standard.....	n/c
Powder Coat, Premium.....	\$ 165
Platinum.....	\$ 488

Top Options

Table Link.....	TLK	\$ 251
Special Laminate.....	TSP	call
Custom Cutout (per cutout).....	TCC	\$ 120

Power + Data Options

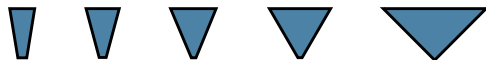
Please reference the Power + Data Price List

Wire Management Options

Basket, Under Top Mount.....	WBT	\$ 97
Plastic Runner, Under Top Mount.....	WRT	\$ 165
Canvas Legway.....	WCL	\$ 100
1 Oval Brush Grommet, Provide Location Print.....	WOG	\$ 97
1 Round Grommet, Provide Location Print.....	WRG	\$ 76

Accessories

Table Transport.....	ATT3054	\$ 1855
Table Floor Mount Bracket Set.....	AFB	\$ 57



Questions?

800 876 2120

- Overlapping Folding Bases
- Indicates Number of Bases

top >
edge >

edge ordering code (radius corner) >
or
edge ordering code (square corner) >
top thickness >

edge ordering code (radius corner) >
or
edge ordering code (square corner) >
top thickness >

top thickness price >

Base Style	Table Description	Model #	Product Wt	Laminate PVC	Laminate T-Mold	Laminate Wood	Laminate Soft PVC	Laminate 1/4" Wood			
				Flat	Convex	Flat	Bumper	Square			
				LP2R or LP2S 1 1/4"	LP3R or LP3S 1 3/4"	LT2 or LW2R or LW2S 1 1/4"	LT3 or LB2R 1 1/4"	LWS2 1 1/4"	LWS3 1 3/4"		
Fluted				Fluted	Reverse Bevel Acrylic	Fluted					
LPF2R or LPF2S 1 1/4"		LPF3R or LPF3S 1 3/4"		LWF2R or LWF2S 1 1/4"		LMRA2R or LMRA2S 1 1/4"		LWF2 1 1/4"		LWF3 1 3/4"	
						1 1/4"		1 1/4"		1 3/4"	
18° Wedge											
NB	24 No Base (link included)	SRNB 18D24WG	12	797	883	1133	1374	1406			
	30 No Base (link included)	SRNB 18D30WG	16	847	935	1361	1719	1763			
	36 No Base (link included)	SRNB 18D36WG	20	857	997	1418	1804	1860			
30° Wedge											
NB	24 No Base (link included)	SRNB 30D24WG	11	797	883	1133	1374	1406			
	30 No Base (link included)	SRNB 30D30WG	15	847	935	1361	1719	1763			
	36 No Base (link included)	SRNB 30D36WG	20	857	997	1418	1804	1860			
45° Wedge											
NB	24 No Base (link included)	SRNB 45D24WG	10	797	883	1133	1374	1406			
	30 No Base (link included)	SRNB 45D30WG	15	847	935	1361	1719	1763			
TI	36 Fix (link included)	SRTI 45D36WGFX	34	1183	1323	1742	2129	2186			
	36 Tilt (link included)	SRTI 45D36WGTL	40	1351	1492	1913	2298	2355			
60° Wedge											
NB	24 No Base (link included)	SRNB 60D24WG	10	797	883	1133	1374	1406			
								0			
TI	30 Fix (link included)	SRTI 60D30WGFX	28	1165	1256	1684	2038	2082			
	30 Tilt (link included)	SRTI 60D30WGTL	34	1333	1423	1852	2205	2250			
	36 Fix (link included)	SRTI 60D36WGFX	36	1174	1262	1690	2043	2088			
	36 Tilt (link included)	SRTI 60D36WGTL	42	1344	1429	1859	2209	2259			
90° Wedge											
NB	24 No Base (link included)	SRNB 90D24WG	12	797	883	1133	1374	1406			
TI	30 Fix (link included)	SRTI 90D30WGFX	31	1165	1256	1684	2038	2082			
	30 Tilt (link included)	SRTI 90D30WGTL	37	1333	1423	1852	2205	2250			
	36 Fix (link included)	SRTI 90D36WGFX	38	1174	1262	1690	2043	2088			
	36 Tilt (link included)	SRTI 90D36WGTL	44	1344	1429	1859	2209	2259			






To Order, Specify...

- 1 Model Number
- 2 Top Material
- 3 Edge Style and Thickness
- 4 Edge Color
- 5 Base Color
- 6 Additional Options

Note: Please refer to page 12 in the All Tables Price List for the standard laminate/grain direction on these tops



Veneer Wood	Veneer 1 1/4" Wood	
Flat	Square	
		
VW2R or VW2S 1 1/4"	VWS2 1 1/4"	VWS3 1 1/4"
Fluted	Fluted	
		
VWF2R or VWF2S 1 1/4"	VWF2 1 1/4"	VWF3 1 1/4"
1 1/4"	1 1/4"	1 1/4"
2461	2706	2883
3099	3417	3840
3887	4287	4493
2461	2706	2883
3099	3417	3840
3887	4287	4493
2461	2706	2883
3099	3417	3840
4424	4851	5057
4592	5020	5225
2461	2706	2883
3627	3969	4400
3796	4140	4567
3633	3974	4403
3803	4146	4574
2461	2706	2883
3627	3969	4400
3796	4140	4567
3633	3974	4403
3803	4146	4574

Base Options

	Code	Price
Alternate Table Height 32" & Under.....	BAH	\$ 100
Alternate Table Height 32" & Over.....	BSP	\$ call
Casters (4), Dual Wheel Black Hard Wheel.....	CAS55	\$ 171
Casters (4), Dual Wheel Black Soft Wheel.....	CAS57	\$ 171
Self-Leveling Glides (2).....	GLD04	\$ 49

Finish Options

Chrome.....	\$ 165
Nickel.....	\$ 223
Powder Coat, Standard.....	n/c
Powder Coat, Premium.....	\$ 165
Platinum.....	\$ 488

Top Options

Special Laminate.....	TSP	call
Custom Cutout (per cutout).....	TCC	\$ 120

Accessories

Table Transport.....	ATT3054	\$ 1855
Table Floor Mount Bracket Set.....	AFB	\$ 57


Tops

Laminate tops are 1 1/8" thick and are offered with fixed or slim-tilt bases. Tables must be in lowest position to tilt.

Base Styles

The Sky Adjustable Height table is available in five base styles to coordinate with the following tables series: Brattice, Eliga, Performance, Skware and Vela. The rectangle tables offer T or cantilever bases. Columns are round on all base styles.

Sky bases are intended to coordinate with fixed height tables in other series. Bottom rails will match fixed height tables; however, the column may differ to accommodate the adjustable height mechanism.

Base Materials

The base is available in Versteel's standard powder coat offering or Studio Steel®. Tables are not available in Chrome or Nickel.

Casters

Tables are standard with two locking casters on the user side and two non-locking casters on the approach side, with the exception of tables with a Vela base style. Vela base style tables will have four locking casters. Optional glides are available at no upcharge.

Dual Wheel, black 2" diameter casters are standard on Brattice, Eliga, Performance and Skware base styles. The Vela base includes the series-specific, unique Vela-profile 3" diameter casters. Each caster is fitted to a reinforced caster receiver.

Adjustable Height

Sky Adjustable Height tables offer infinite adjustability from sit to stand or anywhere in between. Tables with casters (standard) have a 29" to 42" height range and those with glides have a 27" to 40" height range. All Sky tables are ADA compliant.

Operational Standards

These patented height assist tables are manufactured using pneumatic cylinders. The greater the weight placed on the table top, the greater the effort will be required to operate the pneumatic assist. This inverse applies when lowering the table.

Wire Management

The slim-tilt tables include two clear plastic wire managers which are formed to create a J channel. In addition to housing wires, these channels also act as a bumper between nested tables to prevent table top damage.

Laminate and Veneer, Standard Core Construction

The standard top construction consists of 45-50 lb particleboard, surfaced with a high pressure laminate. A backer sheet is laminated to the underside of the top.



PVC Flat or Fluted Edge

Edge of 2mm PVC hot melt banded to the top with 1/8" radius at the top and bottom. Available with 1 1/2" radius corners or square corners.



Offered in twenty-one (21) standard colors.



Wood Flat or Fluted Edge

Wood banding hot melt banded to the top with 1/8" radius at the top and bottom. Available with 1 1/2" radius corners or square corners.



Offered in Ash, Cherry, Maple or Walnut materials.



Bumper Edge

Exposed ply core banding with rubberized 5/8" width bumper in the center of profile. Corners with 1 1/2" radius are available on tables with 1 1/4" edge thickness.

Offered in black bumper standard color.

Shipping Schedule

Standard Items

Laminate, PVC Edge	4-5 WEEKS
Laminate, Wood Edge	4-5 WEEKS

Contact Versteel Customer Service for special lead time requests.

Sky tables ship assembled.

BIFMA

All Versteel products are constructed to pass the relevant ANSI/BIFMA standards. For more detailed specifications by series and base style, contact Versteel Customer Service at 800.876.2120.

Additional information regarding warranty, terms and conditions, shipping, care and maintenance, etc. can be found in the All Tables price list.

To Order, Specify...

- 1 Model Number, include top and edge style
- 2 Top Material
 - a. Laminate manufacturer and color
- 3 Edge Color
- 4 Base Color
- 5 Additional Options

base model						finish selections			options
SKVE	TC	2448	RE	ST	LP2R	TW D354-60	CSNO	PSNO	
series	base style	top size	top shape	table function	top, edge & corner	top laminate manufacturer & laminate color	edge color	base color	

An **SKVETC 2448REST LP2R** is a 24" x 48" rectangle Sky table with cantilever slim-tilt Vela style bases with a laminate 1 1/8" thick top with a PVC edge and radius corners.

The codes **TW D354-60 / CSNO / PSNO** specify a Wilsonart D354-60 Designer White laminate, Snow PVC and Snow bases.

Model Number SKVETC 2448REST LP2R

Orders may be sent via
Mailing Address

Versteel
 2332 Cathy Lane
 Jasper IN 47546

Contact Versteel

Email contact@versteel.com
Phone 800 876 2120
 812 634 2120
Fax 812 482 9318

Laminate

Versteel's standard offering of laminates includes over 900 laminates from Formica, Nevamar, Pionite and Wilsonart.

Laminate manufacturers change standard offerings frequently, making it possible a standard product can become unavailable. Versteel cannot be responsible for any inconvenience this may cause.

Studio Steel®

Versteel's "urban fabrication" process leaves the telltale signs of welding and assembly on the surface, highlighting a manufacturing aesthetic. Choosing a clear or transparent powder coat is recommended, allowing tonal striations (created as a result of extreme heat), natural textures, and the inherent qualities of raw steel to show through.

Studio Steel Process \$165

Powder Coat Finishes

All powder coat finishes in the Versteel offering have been formulated with the use of epoxy, polyester or epoxy and polyester blends to maximize the finish durability.

Powder Coat Finish Options

Powder Coat – Standard n/c
 Powder Coat – Premium (Hope) \$165
 Powder Coat – Premium (Platinum) \$488

Powder Coat Colors

Alloy PALLY	Mint PMNT
Amethyst PAME	Navy PNAV
Anthracite PANT	Nimbus PNIM
Black Anodized PBLA	Nutmeg PNU
Bronze PBRO	◆ Pacific PPAC
Calypso PCAL	Pearl PPEA
Carbon PCAR	Pebble PPEB
Champagne PCHA	◆ Platinum PPLA
Coconut PCOC	Poppy PPOP
◆ Copper PCOP	◆ Raven PRAV
Crimson PCRI	Royal PROY
◆ Crystal PCRY	Seaside PSEA
Daffodil PDAF	Shipyard PSHI
Ebony PEBO	Silver PSIL
Forest PFOR	Snow PSNO
Fossil PFOS	Stone PSTO
◆ Garnet PGAR	Storm PSTM
◆ Gold PGOL	Terra Cotta PTEC
Graphite PGRA	Whisper PWHI
◆ Hope PHOP	White Linen PWHL
Kelly Green PKEG	Powder Coat Alternative OPA
◆ Matte PMAT	
Mica PMIC	

Transparent Powder Coats (indicated by ◆)

Please note that the transparent characteristics of these powders allow all natural welds and textures inherent to raw steel to be visible. Not available for application on flat sheet metal surfaces found on Brattice disc bases or Form Modesty panels.

Premium Powder Coats (indicated by ◆)

Versteel's premium process uses specially formulated powder coats for a truly unique color palette.

PVC Edge Colors

Absolute Acajou CABA	Nimbus CNIM
Alloy CALY	Pearl CPEA
Carbon CCAR	Platinum CPLA
Champagne CCHA	Pralines & Cream CPRC
Coconut CCOC	Shadow CSHA
Ebony CEBO	Snow CSNO
Florence Walnut CFLW	Stone CSTO
Fossil CFOS	Storm CSTM
Graphite CGRA	Whisper CWHI
Grey CGRE	White Linen CWHL
Kensington Maple CKEM	

Wood Edge Species

Ash A01	Maple M01
Cherry C01	Walnut W01

Wood Edge Finishes

Ash

Beach WBEA	Fog WFOG
Chestnut WCHE	Pebble WPPEB
Drift WDRI	Whisper WWHI
Fawn WFAW	

Cherry

Blossom Cherry WBLC	Java Cherry WJAC
Cordovan Cherry WCNC	Millwork Cherry WMWC
Golden Cherry WGNC	

Maple

Caramel Maple WCMM	Sugar Maple WSUM
Solar Maple WSLM	

Walnut

Brighton Walnut WBRW	Natural Walnut WNAW
Espresso Walnut WESW	

Finish Reference & Samples

For finish color reference, please refer to our website. Contact Versteel Customer Service to receive actual color samples for color matches and final color approval.

Special Laminate
Call for quotation

Specify code *TSP* (Special Laminate), indicate the quoted charges per table

Special laminates and patterns can be specified as an option. To specify, contact Versteel for availability and pricing.

NOTE LAMINATES IN STANDARD COLORS AND TEXTURES FROM FORMICA, NEVAMAR, PIONITE AND WILSONART ARE STANDARD

CAUTION LAMINATE MANUFACTURERS CHANGE STANDARD OFFERINGS FREQUENTLY, AND IT IS POSSIBLE THAT A STANDARD PRODUCT CAN BECOME UNAVAILABLE. VERSTEEL CANNOT BE RESPONSIBLE FOR ANY INCONVENIENCE THIS MAY CAUSE.

Custom PVC Color Match
Call for quotation / one time charge per color, per order

Specify code *OCF* (Custom PVC Color Match), add cost from Versteel quotation

PVC Color Match can be the selection of a color that is available from a Versteel supplier or a new custom color developed for the order. Minimum footage requirements mean that the amount of material needed for your order will effect the cost.

For PVC Color Matching you must supply a color reference sample. Versteel will review the sample for possible existing colors available and send a sample for customer approval. If no color match exists, a custom match will be developed and sampled for customer approval before a production schedule is established.

Powder Coat Alternative
Call for quotation

Specify code *OPA* (Powder Coat Alternative), add cost from Versteel quotation

Powder Coat Alternative is available from Versteel. The entire RAL color reference along with hundreds of other color and finishes are available.

For Powder Coat Alternative matching, you must supply a color reference sample, or an RAL number. Versteel will review the sample for possible existing colors available and send a sample for customer approval. If no color match exists a custom match can be developed. Call Versteel Customer Service for associated upcharges on custom color development.

Stain Finish Match
\$996 / one time charge per finish, per order

Specify code *OSM* (Stain Finish Match), add \$996.00 list per finish, per order

Alternative Stain Finishes are available for wood edged tops.

For Stain Finish Matching you must supply two 4" x 4" finish color and grain reference samples. An expertly finish matched sample will be provided for customer approval.

NOTE CUSTOMS OR ALTERNATIVES MAY AFFECT STANDARD PRODUCTION SCHEDULES

Base Glides

no charge
Specify code **BGI** (Glides) no additional charge

Base Glides replace standard casters. There is no change in price when selecting this option, however the overall table height is reduced by 2".

Top Custom Cutout

\$120 / cutout
Specify code **TCC** (Top Custom Cutout), add \$120.00 list per cutout

Top Custom Cutout requires a drawing for production and is subject to approvals.

Marker Holder

\$140 / marker holder
Specify code **ATMH7** (Marker Holder), add \$140.00 list each

Marker Holder is mounted to the underside of the table, accommodating four markers and an eraser. Powder coat for the holder is Ebony.



Round Grommet - \$76 / each

Specify code **WR_** (Round Grommet - Location _), add \$76.00 list per grommet

- SPECIFICATIONS
- 3" diameter
 - 2 1/4" inside dimension
 - 2-piece black insert
 - Factory installed in specified location



Oval Brush Grommet - \$97 / each

Specify code **WO_** (Oval Brush Grommet - Location _), add \$97.00 list per grommet

- SPECIFICATIONS
- 3" x 7 1/2" oval
 - Black brush insert cord access
 - 1 1/2" x 4" inside dimension
 - Factory installed in specified location



1 Grommet - Location A

Round Grommet - Specify code **WRA**, add \$76.00 list per table
Oval Brush Grommet - Specify code **WOA**, add \$97.00 list per table



1 grommet is factory installed in the front center location of the top.

2 Grommets - Location E

Round Grommet - Specify code **WRE**, add \$152.00 list per table
Oval Brush Grommet - Specify code **WOE**, add \$194.00 list per table



2 grommets are factory installed in the front corner locations of the top.

Cable Hook Legway

\$119 / set of 2
Specify code **WCK** (Cable Hook Legway), add \$119.00 list per table

Cable Hook Legways are translucent plastic and slide up the leg from the bottom. Clips are located on the outside of the hook to carry the wires from the underside of the table top to the power and data source, while maintaining visibility of the wires.



NOTE CABLE HOOK LEGWAY (WCK) MAY BE SPECIFIED WITH ANY BASE USING A 2" DIAMETER ROUND COLUMN

Basket - Under Top Mount

\$97 / basket
Specify code **WBT** (Basket - Under Top Mount), add \$97.00 list per basket

The under top mount basket is J-shaped, made of form resistance welded wire and powder coated black. Inside dimensions are 2 1/2" x 2 1/2". Other options specified on the table dictate the length of the basket. Maximum length is 18".

Plastic Runner - Under Top Mount

\$165 / runner
Specify code **WRT** (Plastic Runner - Under Top Mount), add \$165.00 list per runner

The under mount plastic runner is a J-shaped channel made of black PVC. Inside dimension is 1 3/8". Lengths coordinate with tables up to 96". The plastic runner mounts under the top, at the front edge (approach side) of the table.



2 grommets are factory installed in the front corner locations of the top.



Questions?

800 876 2120

top >
edge >

Laminate PVC	Laminate Wood	Laminate Soft PVC
Flat	Flat	Bumper
LP2R or LP2S	LW2R or LW2S	LB2R
1 1/4"	1 1/4"	1 1/4"
Fluted	Fluted	
LPF2R or LPF2S	LWF2R or LWF2S	
1 1/4"	1 1/4"	
1 1/4"	1 1/4"	

edge ordering code (radius corner) >
or
edge ordering code (square corner) >
top thickness >

edge ordering code (radius corner) >
or
edge ordering code (square corner) >
top thickness >
top thickness price >

Base Style	Table Description	Model #	Product Wt		
	24 x 36 Fix	SKBRT1 2436REFX	63	2310	2738
	24 x 36 Slim-Tilt	SKBRT1 2436REST	63	2649	3050
	24 x 42 Fix	SKBRT1 2442REFX	74	2403	2871
	24 x 42 Slim-Tilt	SKBRT1 2442REST	74	2774	3242
	24 x 48 Fix	SKBRT1 2448REFX	84	2483	2994
	24 x 48 Slim-Tilt	SKBRT1 2448REST	84	2804	3315
	24 x 60 Fix	SKBRT1 2460REFX	105	2661	3256
	24 x 60 Slim-Tilt	SKBRT1 2460REST	105	2998	3595
	30 x 36 Fix	SKBRT1 3036REFX	79	2336	2805
	30 x 36 Slim-Tilt	SKBRT1 3036REST	79	2725	3193
	30 x 42 Fix	SKBRT1 3042REFX	92	2507	3019
	30 x 42 Slim-Tilt	SKBRT1 3042REST	92	2882	3394
	30 x 48 Fix	SKBRT1 3048REFX	105	2586	3141
	30 x 48 Slim-Tilt	SKBRT1 3048REST	105	2914	3469
30 x 60 Fix	SKBRT1 3060REFX	132	2782	3423	
30 x 60 Slim-Tilt	SKBRT1 3060REST	132	3128	3767	
	24 x 36 Fix	SKBRTC 2436REFX	63	2310	2738
	24 x 36 Slim-Tilt	SKBRTC 2436REST	63	2649	3050
	24 x 42 Fix	SKBRTC 2442REFX	74	2403	2871
	24 x 42 Slim-Tilt	SKBRTC 2442REST	74	2774	3242
	24 x 48 Fix	SKBRTC 2448REFX	84	2483	2994
	24 x 48 Slim-Tilt	SKBRTC 2448REST	84	2804	3315
	24 x 60 Fix	SKBRTC 2460REFX	105	2661	3256
	24 x 60 Slim-Tilt	SKBRTC 2460REST	105	2998	3595

To Order, Specify...

- 1 Model Number
- 2 Top Material
- 3 Edge Style and Thickness
- 4 Edge Color
- 5 Base Color
- 6 Additional Options



Base Options

Code Price

Base Glides.....BGI \$ n/c

Finish Options

Powder Coat, Standard n/c
 Powder Coat, Premium..... \$ 165
 Platinum..... \$ 488

Top Options

Special Laminate.....TSP call
 Custom Cutout (per cutout)TCC \$ 120

Power + Data Options

Please reference the Power + Data Price List

Wire Management Options

Basket, Under Top Mount(fixed tables only)WBT \$ 97
 Plastic Runner, Under Top Mount(fixed tables only) WRT \$ 165
 Cable Hook Legway WCK \$ 119
 1 Oval Brush Grommet, Location A WOA \$ 97
 2 Oval Brush Grommets, Location E WOE \$ 194
 1 Oval Brush Grommet, Provide Location Print..... WOG \$ 97
 1 Round Grommet, Location A WRA \$ 76
 2 Round Grommets, Location E..... WRE \$ 152
 1 Round Grommet, Provide Location Print WRG \$ 76



Questions?

800 876 2120

top >
edge >

Laminate
PVC

Laminate
Wood

Flat

Flat



edge ordering code (square corner) >
top thickness >

LP2S
1 1/4"

LW2S
1 1/4"

top thickness price >

1 1/4"

1 1/4"

Base Style

Table Description

Model #

Product Wt



TI

24 x 36 Fix	SKEGTI 2436REFX	63	2649	3076
24 x 36 Slim-Tilt	SKEGTI 2436REST	63	2986	3414
24 x 42 Fix	SKEGTI 2442REFX	74	2740	3208
24 x 42 Slim-Tilt	SKEGTI 2442REST	74	3111	3580
24 x 48 Fix	SKEGTI 2448REFX	84	2820	3332
24 x 48 Slim-Tilt	SKEGTI 2448REST	84	3141	3653
24 x 60 Fix	SKEGTI 2460REFX	105	2999	3596
24 x 60 Slim-Tilt	SKEGTI 2460REST	105	3335	3932
30 x 36 Fix	SKEGTI 3036REFX	79	2674	3142
30 x 36 Slim-Tilt	SKEGTI 3036REST	79	3062	3531
30 x 42 Fix	SKEGTI 3042REFX	92	2844	3357
30 x 42 Slim-Tilt	SKEGTI 3042REST	92	3219	3731
30 x 48 Fix	SKEGTI 3048REFX	105	2924	3478
30 x 48 Slim-Tilt	SKEGTI 3048REST	105	3252	3806
30 x 60 Fix	SKEGTI 3060REFX	132	3122	3761
30 x 60 Slim-Tilt	SKEGTI 3060REST	132	3465	4105



TC

24 x 36 Fix	SKEGTC 2436REFX	63	2649	3076
24 x 36 Slim-Tilt	SKEGTC 2436REST	63	2986	3414
24 x 42 Fix	SKEGTC 2442REFX	74	2740	3208
24 x 42 Slim-Tilt	SKEGTC 2442REST	74	3111	3580
24 x 48 Fix	SKEGTC 2448REFX	84	2820	3332
24 x 48 Slim-Tilt	SKEGTC 2448REST	84	3141	3653
24 x 60 Fix	SKEGTC 2460REFX	105	2999	3596
24 x 60 Slim-Tilt	SKEGTC 2460REST	105	3335	3932

To Order, Specify...

- 1 Model Number
- 2 Top Material
- 3 Edge Style and Thickness
- 4 Edge Color
- 5 Base Color
- 6 Additional Options



Base Options

Code Price

Base Glides.....BGI \$ n/c

Finish Options

Powder Coat, Standard n/c
 Powder Coat, Premium..... \$ 165
 Platinum..... \$ 488

Top Options

Special Laminate.....TSP call
 Custom Cutout (per cutout)TCC \$ 120

Power + Data Options

Please reference the Power + Data Price List

Wire Management Options

Basket, Under Top Mount(fixed tables only)WBT \$ 97
 Plastic Runner, Under Top Mount(fixed tables only) WRT \$ 165
 Cable Hook Legway WCK \$ 119
 1 Oval Brush Grommet, Location A WOA \$ 97
 2 Oval Brush Grommets, Location E WOE \$ 194
 1 Oval Brush Grommet, Provide Location Print..... WOG \$ 97
 1 Round Grommet, Location A WRA \$ 76
 2 Round Grommets, Location E..... WRE \$ 152
 1 Round Grommet, Provide Location Print WRG \$ 76



Questions?

800 876 2120

top >
edge >

Laminate PVC	Laminate Wood	Laminate Soft PVC
Flat	Flat	Bumper
LP2R or LP2S 1 1/4"	LW2R or LW2S 1 1/4"	LB2R 1 1/4"
Fluted	Fluted	
LPF2R or LPF2S 1 1/4"	LWF2R or LWF2S 1 1/4"	
1 1/4"	1 1/4"	

edge ordering code (radius corner) >
or
edge ordering code (square corner) >
top thickness >

edge ordering code (radius corner) >
or
edge ordering code (square corner) >
top thickness >

top thickness price >

Base Style	Table Description	Model #	Product Wt		
	24 x 36 Fix	SKPETI 2436REFX	63	2217	2643
	24 x 36 Slim-Tilt	SKPETI 2436REST	63	2556	2981
	24 x 42 Fix	SKPETI 2442REFX	74	2308	2776
	24 x 42 Slim-Tilt	SKPETI 2442REST	74	2680	3151
	24 x 48 Fix	SKPETI 2448REFX	84	2388	2900
	24 x 48 Slim-Tilt	SKPETI 2448REST	84	2711	3220
	24 x 60 Fix	SKPETI 2460REFX	105	2566	3162
	24 x 60 Slim-Tilt	SKPETI 2460REST	105	2902	3499
	30 x 36 Fix	SKPETI 3036REFX	79	2242	2712
	30 x 36 Slim-Tilt	SKPETI 3036REST	79	2632	3100
	30 x 42 Fix	SKPETI 3042REFX	92	2412	2924
	30 x 42 Slim-Tilt	SKPETI 3042REST	92	2789	3299
	30 x 48 Fix	SKPETI 3048REFX	105	2492	3048
	30 x 48 Slim-Tilt	SKPETI 3048REST	105	2819	3373
30 x 60 Fix	SKPETI 3060REFX	132	2689	3328	
30 x 60 Slim-Tilt	SKPETI 3060REST	132	3032	3672	
	24 x 36 Fix	SKPETC 2436REFX	63	2217	2643
	24 x 36 Slim-Tilt	SKPETC 2436REST	63	2556	2981
	24 x 42 Fix	SKPETC 2442REFX	74	2308	2776
	24 x 42 Slim-Tilt	SKPETC 2442REST	74	2680	3151
	24 x 48 Fix	SKPETC 2448REFX	84	2388	2900
	24 x 48 Slim-Tilt	SKPETC 2448REST	84	2711	3220
	24 x 60 Fix	SKPETC 2460REFX	105	2566	3162
	24 x 60 Slim-Tilt	SKPETC 2460REST	105	2902	3499

To Order, Specify...

- 1 Model Number
- 2 Top Material
- 3 Edge Style and Thickness
- 4 Edge Color
- 5 Base Color
- 6 Additional Options



Base Options

Code Price

Base Glides.....BGI \$ n/c

Finish Options

Powder Coat, Standard n/c
 Powder Coat, Premium..... \$ 165
 Platinum..... \$ 488

Top Options

Special Laminate.....TSP call
 Custom Cutout (per cutout)TCC \$ 120

Power + Data Options

Please reference the Power + Data Price List

Wire Management Options

Basket, Under Top Mount(fixed tables only)WBT \$ 97
 Plastic Runner, Under Top Mount(fixed tables only) WRT \$ 165
 Cable Hook Legway WCK \$ 119
 1 Oval Brush Grommet, Location A WOA \$ 97
 2 Oval Brush Grommets, Location EWOE \$ 194
 1 Oval Brush Grommet, Provide Location Print.....WOG \$ 97
 1 Round Grommet, Location AWRA \$ 76
 2 Round Grommets, Location E.....WRE \$ 152
 1 Round Grommet, Provide Location Print WRG \$ 76



Questions?

800 876 2120

top >
edge >

Laminate PVC	Laminate Wood	Laminate Soft PVC
Flat	Flat	Bumper
LP2R or LP2S	LW2R or LW2S	LB2R
1 1/4"	1 1/4"	1 1/4"
Fluted	Fluted	
LPF2R or LPF2S	LWF2R or LWF2S	
1 1/4"	1 1/4"	
1 1/4"	1 1/4"	

edge ordering code (radius corner) >
or
edge ordering code (square corner) >
top thickness >

edge ordering code (radius corner) >
or
edge ordering code (square corner) >
top thickness >

top thickness price >

Base Style	Table Description	Model #	Product Wt		
	24 x 36 Fix	SKSRTI 2436REFX	63	2310	2738
	24 x 36 Slim-Tilt	SKSRTI 2436REST	63	2649	3050
	24 x 42 Fix	SKSRTI 2442REFX	74	2403	2871
	24 x 42 Slim-Tilt	SKSRTI 2442REST	74	2774	3242
	24 x 48 Fix	SKSRTI 2448REFX	84	2483	2994
	24 x 48 Slim-Tilt	SKSRTI 2448REST	84	2804	3315
	24 x 60 Fix	SKSRTI 2460REFX	105	2661	3256
	24 x 60 Slim-Tilt	SKSRTI 2460REST	105	2998	3595
	30 x 36 Fix	SKSRTI 3036REFX	79	2336	2805
	30 x 36 Slim-Tilt	SKSRTI 3036REST	79	2725	3193
	30 x 42 Fix	SKSRTI 3042REFX	92	2507	3019
	30 x 42 Slim-Tilt	SKSRTI 3042REST	92	2882	3394
	30 x 48 Fix	SKSRTI 3048REFX	105	2586	3141
	30 x 48 Slim-Tilt	SKSRTI 3048REST	105	2914	3469
30 x 60 Fix	SKSRTI 3060REFX	132	2782	3423	
30 x 60 Slim-Tilt	SKSRTI 3060REST	132	3128	3767	
	24 x 36 Fix	SKSRTC 2436REFX	63	2310	2738
	24 x 36 Slim-Tilt	SKSRTC 2436REST	63	2649	3050
	24 x 42 Fix	SKSRTC 2442REFX	74	2403	2871
	24 x 42 Slim-Tilt	SKSRTC 2442REST	74	2774	3242
	24 x 48 Fix	SKSRTC 2448REFX	84	2483	2994
	24 x 48 Slim-Tilt	SKSRTC 2448REST	84	2804	3315
	24 x 60 Fix	SKSRTC 2460REFX	105	2661	3256
	24 x 60 Slim-Tilt	SKSRTC 2460REST	105	2998	3595

To Order, Specify...

- 1 Model Number
- 2 Top Material
- 3 Edge Style and Thickness
- 4 Edge Color
- 5 Base Color
- 6 Additional Options



Base Options

Code Price

Base Glides.....BGI \$ n/c

Finish Options

Powder Coat, Standard n/c
 Powder Coat, Premium..... \$ 165
 Platinum..... \$ 488

Top Options

Special Laminate.....TSP call
 Custom Cutout (per cutout)TCC \$ 120

Power + Data Options

Please reference the Power + Data Price List

Wire Management Options

Basket, Under Top Mount(fixed tables only)WBT \$ 97
 Plastic Runner, Under Top Mount(fixed tables only) WRT \$ 165
 Cable Hook Legway WCK \$ 119
 1 Oval Brush Grommet, Location A WOA \$ 97
 2 Oval Brush Grommets, Location E WOE \$ 194
 1 Oval Brush Grommet, Provide Location Print..... WOG \$ 97
 1 Round Grommet, Location A WRA \$ 76
 2 Round Grommets, Location E..... WRE \$ 152
 1 Round Grommet, Provide Location Print WRG \$ 76



Questions?

800 876 2120

top >
edge >

Laminate PVC	Laminate Wood	Laminate Soft PVC
Flat	Flat	Bumper
LP2R or LP2S 1 1/4"	LW2R or LW2S 1 1/4"	LB2R 1 1/4"
Fluted	Fluted	
LPF2R or LPF2S 1 1/4"	LWF2R or LWF2S 1 1/4"	
1 1/4"	1 1/4"	

edge ordering code (radius corner) >
or
edge ordering code (square corner) >
top thickness >

edge ordering code (radius corner) >
or
edge ordering code (square corner) >
top thickness >
top thickness price >

Base Style	Table Description	Model #	Product Wt		
	24 x 36 Fix	SKVET1 2436REFX	63	2267	2693
	24 x 36 Slim-Tilt	SKVET1 2436REST	63	2606	3032
	24 x 42 Fix	SKVET1 2442REFX	74	2358	2827
	24 x 42 Slim-Tilt	SKVET1 2442REST	74	3842	3201
	24 x 48 Fix	SKVET1 2448REFX	84	2438	2950
	24 x 48 Slim-Tilt	SKVET1 2448REST	84	2761	3271
	24 x 60 Fix	SKVET1 2460REFX	105	2616	3213
	24 x 60 Slim-Tilt	SKVET1 2460REST	105	2953	3550
	30 x 36 Fix	SKVET1 3036REFX	79	2293	2762
	30 x 36 Slim-Tilt	SKVET1 3036REST	79	2681	3152
	30 x 42 Fix	SKVET1 3042REFX	92	2462	2975
	30 x 42 Slim-Tilt	SKVET1 3042REST	92	2840	3349
	30 x 48 Fix	SKVET1 3048REFX	105	2542	3098
	30 x 48 Slim-Tilt	SKVET1 3048REST	105	2869	3423
	30 x 60 Fix	SKVET1 3060REFX	132	2739	3379
	30 x 60 Slim-Tilt	SKVET1 3060REST	132	3083	3724
	24 x 36 Fix	SKVETC 2436REFX	63	2267	2693
	24 x 36 Slim-Tilt	SKVETC 2436REST	63	2606	3032
	24 x 42 Fix	SKVETC 2442REFX	74	2358	2827
	24 x 42 Slim-Tilt	SKVETC 2442REST	74	2729	3201
	24 x 48 Fix	SKVETC 2448REFX	84	2438	2950
	24 x 48 Slim-Tilt	SKVETC 2448REST	84	2761	3271
	24 x 60 Fix	SKVETC 2460REFX	105	2616	3213
	24 x 60 Slim-Tilt	SKVETC 2460REST	105	2953	3550

To Order, Specify...

- 1 Model Number
- 2 Top Material
- 3 Edge Style and Thickness
- 4 Edge Color
- 5 Base Color
- 6 Additional Options



Base Options

Code Price

Base Glides.....BGI \$ n/c

Finish Options

Powder Coat, Standard n/c
 Powder Coat, Premium..... \$ 165
 Platinum..... \$ 488

Top Options

Special Laminate.....TSP call
 Custom Cutout (per cutout)TCC \$ 120

Power + Data Options

Please reference the Power + Data Price List

Wire Management Options

Basket, Under Top Mount(fixed tables only)WBT \$ 97
 Plastic Runner, Under Top Mount(fixed tables only) WRT \$ 165
 Cable Hook Legway WCK \$ 119
 1 Oval Brush Grommet, Location A WOA \$ 97
 2 Oval Brush Grommets, Location EWOE \$ 194
 1 Oval Brush Grommet, Provide Location Print.....WOG \$ 97
 1 Round Grommet, Location AWRA \$ 76
 2 Round Grommets, Location E.....WRE \$ 152
 1 Round Grommet, Provide Location Print WRG \$ 76

**Tops**

Somet rectangle tables are available in laminate or veneer with a 1 1/4" edge thickness.

Bases

The T style base has a square column with either a square or radius foot. A cantilever or H base is also available with square columns and square feet. Bases are standard in an Ebony powder coat.

Height Adjustability

The counter balance pneumatic T bases, Cantilever base and H base have a height adjustability range of 19 1/2". Table height range is 27 1/4" to 46 3/4". The crank T bases have a height adjustment range of 17 3/4". Table height range is 27 1/4" to 45" with 8 cranks per one (1) inch.

Laminate and Veneer, Standard Core Construction

The standard top construction consists of 45-50 lb particleboard, surfaced with a high pressure laminate or plain sliced veneer face. A backer sheet is laminated to the underside of the top. Tops are shipped pre-drilled for field installation of bases and accessories.



PVC Flat or Fluted Edge

Edge of 2mm PVC hot melt banded to the top with 1/8" radius at the top and bottom. Available with 1 1/2" radius corners or square corners.



Offered in twenty-one (21) standard colors.



Convex T-Mold Edge

Edge of 5/16" thick solid vinyl convex t-mold with 1 1/2" radius corners.

Offered in four (4) standard colors.



Wood Flat or Fluted Edge

Wood banding hot melt banded to the top with 1/8" radius at the top and bottom. Available with 1 1/2" radius corners or square corners.



Offered in Ash, Cherry, Maple or Walnut materials.



Bumper Edge

Exposed ply core banding with rubberized 5/8" width bumper in the center of profile. Corners with 1 1/2" radius are available on tables with 1 1/4" edge thickness.

Offered in black bumper standard color.

Shipping Schedule

Standard Items

Laminate, Convex T-Mold Edge	3-5 WEEKS
Laminate, PVC Edge	3-5 WEEKS
Laminate, Wood Edge	3-5 WEEKS

Contact Versteel Customer Service for special lead time requests.

BIFMA

All Versteel products are constructed to pass the relevant ANSI/BIFMA standards. For more detailed specifications by series and base style, contact Versteel Customer Service at 800.876.2120.

Additional information regarding warranty, terms and conditions, shipping, care and maintenance, etc. can be found in the All Tables price list.

To Order, Specify...

- 1 Model Number, include top and edge style
- 2 Top Material
 - a. Laminate manufacturer and color
 - b. Veneer species and finish color
- 3 Edge Color
- 4 Base Color
- 5 Additional Options



An **AHTS 2448RE CB LP2S** is a Somet series 24" x 48" rectangle table with counter balance pneumatic bases, a laminate 1 1/2" thick top with a PVC edge and square corners.

The codes **TW 4876-38 / CGRE / PEBO** specify a Wilsonart 4876-38 Sheer Mesh laminate, Grey PVC and Ebony bases.

Model Number **AHTS 2448RECB LP2S**

Orders may be sent via
Mailing Address

Versteel
 2332 Cathy Lane
 Jasper IN 47546

Contact Versteel

Email contact@versteel.com
Phone 800 876 2120
 812 634 2120
Fax 812 482 9318

Laminate

Versteel's standard offering of laminates includes over 900 laminates from Formica, Nevamar, Pionite and Wilsonart.

Laminate manufacturers change standard offerings frequently, making it possible a standard product can become unavailable. Versteel cannot be responsible for any inconvenience this may cause.

Veneer

Somet tables are available with plain sliced Ash, Cherry, Maple and Walnut veneers.

Veneer Species

Ash	AP01	Maple.	MP01
Cherry	CP01	Walnut	WP01

Veneer Finish

Ash

Beach.	VBEA	Fog	VFOG
Chestnut.	VCHE	Pebble	VPEB
Drift	VDRI	Whisper	VWHI
Fawn	VFAW		

Cherry

Blossom Cherry	VBLC	Java Cherry.	VJAC
Cordovan Cherry	VCNC	Millwork Cherry.	VMWC
Golden Cherry	VGNC		

Maple

Caramel Maple	VCMM	Sugar Maple	VSUM
Solar Maple.	VSLM		

Walnut

Brighton Walnut	VBRW	Natural Walnut.	VNAW
Espresso Walnut.	VESW		

PVC Edge Colors

Absolute Acajou	CABA	Nimbus.	CNIM
Alloy.	CALY	Pearl	CPEA
Carbon.	CCAR	Platinum.	CPLA
Champagne	CCHA	Pralines & Cream	CPRC
Coconut	CCOC	Shadow	CSHA
Ebony.	CEBO	Snow	CSNO
Florence Walnut	CFLW	Stone	CSTO
Fossil	CFOS	Storm	CSTM
Graphite	CGRA	Whisper	CWHI
Grey.	CGRE	White Linen	CWHL
Kensington Maple.	CKEM		

T-Mold Edge Colors

Ebony.	TEBO	Nimbus.	TNIM
Graphite	TGRA	Storm	TSTM

Wood Edge Species

Ash	A01	Maple.	M01
Cherry	C01	Walnut	W01

Wood Edge Finishes

Ash

Beach.	WBEA	Fog	WFOG
Chestnut.	WCHE	Pebble	WPEB
Drift	WDRI	Whisper	WWHI
Fawn	WFAW		

Cherry

Blossom Cherry	WBLC	Java Cherry.	WJAC
Cordovan Cherry	WCNC	Millwork Cherry.	WMWC
Golden Cherry	WGNC		

Maple

Caramel Maple	WCMM	Sugar Maple	WSUM
Solar Maple.	WSLM		

Walnut

Brighton Walnut	WBRW	Natural Walnut.	WNAW
Espresso Walnut.	WESW		

Powder Coat

Standard powder coat color is Ebony (PEBO).

Finish Reference & Samples

For finish color reference, please refer to our website. Contact Versteel Customer Service to receive actual color samples for color matches and final color approval.

Special Laminate
Call for quotation

Specify code **TSP** (*Special Laminate*), indicate the quoted charges per table

Special laminates and patterns can be specified as an option. To specify, contact Versteel Customer Service for availability and pricing.

NOTE LAMINATES IN STANDARD COLORS AND TEXTURES FROM FORMICA, NEVAMAR, PIONITE AND WILSONART ARE STANDARD

CAUTION LAMINATE MANUFACTURERS CHANGE STANDARD OFFERINGS FREQUENTLY, MAKING IT POSSIBLE A STANDARD PRODUCT CAN BECOME UNAVAILABLE. VERSTEEL CANNOT BE RESPONSIBLE FOR ANY INCONVENIENCE THIS MAY CAUSE.

Custom PVC Color Match
Call for quotation / one time charge per color, per order

Specify code **OCP** (*Custom PVC Color Match*), add cost from Versteel quotation

PVC Color Match can be the selection of a color that is available from a Versteel supplier or a new custom color developed for the order. Minimum footage requirements mean that the amount of material needed for your order will effect the cost.

For PVC Color Matching you must supply a color reference sample. Versteel will review the sample for possible existing colors available and send a sample for customer approval. If no color match exists, a custom match will be developed and sampled for customer approval before a production schedule is established.

Custom T-Mold Color Match
Call for quotation / one time charge per color, per order

Specify code **OCT** (*Custom T-Mold Color Match*), add cost from Versteel quotation

T-Mold Color Match can be the selection of a color that is available from a Versteel supplier or a new custom color developed for the order. Minimum footage requirements mean that the amount of material needed for your order will effect the cost.

For T-Mold Color Matching you must supply a color reference sample. Versteel will review the sample for possible existing colors available and send a sample for customer approval. If no color match exists, a custom match will be developed and sampled for customer approval before a production schedule is established.

Stain Finish Match

\$996 / one time charge per finish, per order

Specify code **OSM** (*Stain Finish Match*), add \$996.00 list per finish, per order

Alternative Stain Finishes are available for veneer and wood edged tops.

For Stain Finish Matching you must supply two 4" x 4" finish color and grain reference samples. An expertly finish matched sample will be provided for customer approval.

Veneer and Wood Edge Alternatives
Call for quotation

For veneer and wood edge requirements other than the standard plain sliced Ash, Cherry, Maple and Walnut, contact Versteel Customer Service. Versteel is adept at working with a host of domestic and exotic materials. From inlays, figures, pie cuts and special edge profiles, to custom fill levels and sheens, each top is created using the best of technology and old world craftsmanship. The items you only imagined or expected to only be available from a millwork shop are now just another part of your Versteel order. Call Versteel Customer Service for availability and quotation.

Wood Finish Alternatives
Call for quotation

When veneer tables are required to have a finish other than the standard natural grain fill level finish appearance, semi-filled or full-filled finishes are available by requesting a quote from Versteel. Call Versteel Customer Service for availability and quotation.

Table Top and Edge Alternatives

Table tops and/or edges can be produced in alternative materials if desired. Contact Versteel Customer Service for pricing and availability.

Alternate Core Construction

Alternate core constructions are available, including medium density fiberboard (MDF), and cores that contain no urea formaldehyde. Contact Versteel Customer Service for pricing and availability.

NOTE CUSTOMS OR ALTERNATIVES MAY AFFECT STANDARD PRODUCTION SCHEDULES











Questions?



800 876 2120

top >
edge >

edge ordering code (radius corner) >
or
edge ordering code (square corner) >
top thickness >

edge ordering code (radius corner) >
or
edge ordering code (square corner) >
top thickness >
top thickness price >

Laminate PVC	Laminate T-Mold	Laminate Wood	Laminate Soft PVC	Veneer Wood
Flat  LP2R or LP2S 1 1/4"	Convex  LT2 1 1/4"	Flat  LW2R or LW2S 1 1/4"	Bumper  LB2R 1 1/4"	Flat  VW2R or VW2S 1 1/4"
Fluted  LPF2R or LPF2S 1 1/4"		Fluted  LWF2R or LWF2S 1 1/4"		Fluted  VWF2R or VWF2S 1 1/4"
	1 1/4"		1 1/4"	1 1/4"

Base Style	Table Description	Model #	Product Wt	1 1/4"	1 1/4"	1 1/4"
	Square Foot					
	24 x 36 Crank Adj Height	AHTS 2436RE CR	90	1864	2119	2813
	24 x 42 Crank Adj Height	AHTS 2442RE CR	95	1901	2178	3000
	24 x 48 Crank Adj Height	AHTS 2448RE CR	99	1958	2272	3111
	24 x 54 Crank Adj Height	AHTS 2454RE CR	104	2094	2498	3632
	24 x 60 Crank Adj Height	AHTS 2460RE CR	109	2112	2530	3637
	24 x 66 Crank Adj Height	AHTS 2466RE CR	114	2181	2639	3986
	24 x 72 Crank Adj Height	AHTS 2472RE CR	119	2205	2684	3992
	30 x 36 Crank Adj Height	AHTS 3036RE CR	99	2086	2412	3421
	30 x 42 Crank Adj Height	AHTS 3042RE CR	105	2128	2485	3685
	30 x 48 Crank Adj Height	AHTS 3048RE CR	111	2143	2506	3865
	30 x 54 Crank Adj Height	AHTS 3054RE CR	117	2234	2660	4572
	30 x 60 Crank Adj Height	AHTS 3060RE CR	123	2254	2691	4581
	30 x 66 Crank Adj Height	AHTS 3066RE CR	129	2382	2904	4826
30 x 72 Crank Adj Height	AHTS 3072RE CR	135	2414	2954	5076	
	Radius Foot					
	24 x 36 Crank Adj Height	AHTR 2436RE CR	90	1864	2119	2813
	24 x 42 Crank Adj Height	AHTR 2442RE CR	95	1901	2178	3000
	24 x 48 Crank Adj Height	AHTR 2448RE CR	99	1958	2272	3111
	24 x 54 Crank Adj Height	AHTR 2454RE CR	104	2094	2498	3632
	24 x 60 Crank Adj Height	AHTR 2460RE CR	109	2112	2530	3637
	24 x 66 Crank Adj Height	AHTR 2466RE CR	114	2181	2639	3986
	24 x 72 Crank Adj Height	AHTR 2472RE CR	119	2205	2684	3992
	30 x 36 Crank Adj Height	AHTR 3036RE CR	99	2086	2412	3421
	30 x 42 Crank Adj Height	AHTR 3042RE CR	105	2128	2485	3685
	30 x 48 Crank Adj Height	AHTR 3048RE CR	111	2143	2506	3865
	30 x 54 Crank Adj Height	AHTR 3054RE CR	117	2234	2660	4572
	30 x 60 Crank Adj Height	AHTR 3060RE CR	123	2254	2691	4581
	30 x 66 Crank Adj Height	AHTR 3066RE CR	129	2382	2904	4826
30 x 72 Crank Adj Height	AHTR 3072RE CR	135	2414	2954	5076	

To Order, Specify...

- 1 Model Number
- 2 Top Material
- 3 Edge Style and Thickness
- 4 Edge Color
- 5 Additional Options



Finish Options

Powder Coat, Standard (Ebony only)..... n/c

Top Options

Special Laminate.....TSP call
Custom Cutout (per cutout).....TCC \$ 120

Power & Data Options

Please reference the Power + Data Price List

Modesty Panel Options

Fixed.....
up to 48"..... \$ 369
49" to 60"..... \$ 407
61" to 72"..... \$ 449



Questions?

800 876 2120

top >
edge >

edge ordering code (radius corner) >
or
edge ordering code (square corner) >
top thickness >

edge ordering code (radius corner) >
or
edge ordering code (square corner) >
top thickness >
top thickness price >

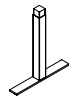
Laminate PVC	Laminate T-Mold	Laminate Wood	Laminate Soft PVC	Veneer Wood
Flat LP2R or LP2S 1 1/4"	Convex LT2 1 1/4"	Flat LW2R or LW2S 1 1/4"	Bumper LB2R 1 1/4"	Flat VW2R or VW2S 1 1/4"
Fluted LPF2R or LPF2S 1 1/4"		Fluted LWF2R or LWF2S 1 1/4"		Fluted VWF2R or VWF2S 1 1/4"
	1 1/4"		1 1/4"	1 1/4"

Base Style

Table Description

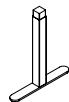
Model #

Product Wt



Square Foot

24 x 42 CB Pneumatic	AHTS 2442RE CB	95
24 x 48 CB Pneumatic	AHTS 2448RE CB	99
24 x 54 CB Pneumatic	AHTS 2454RE CB	104
24 x 60 CB Pneumatic	AHTS 2460RE CB	109
24 x 66 CB Pneumatic	AHTS 2466RE CB	114
24 x 72 CB Pneumatic	AHTS 2472RE CB	119
30 x 42 CB Pneumatic	AHTS 3042RE CB	105
30 x 48 CB Pneumatic	AHTS 3048RE CB	111
30 x 54 CB Pneumatic	AHTS 3054RE CB	117
30 x 60 CB Pneumatic	AHTS 3060RE CB	123
30 x 66 CB Pneumatic	AHTS 3066RE CB	129
30 x 72 CB Pneumatic	AHTS 3072RE CB	135



Radius Foot

24 x 42 CB Pneumatic	AHTR 2442RE CB	95
24 x 48 CB Pneumatic	AHTR 2448RE CB	99
24 x 54 CB Pneumatic	AHTR 2454RE CB	104
24 x 60 CB Pneumatic	AHTR 2460RE CB	109
24 x 66 CB Pneumatic	AHTR 2466RE CB	114
24 x 72 CB Pneumatic	AHTR 2472RE CB	119
30 x 42 CB Pneumatic	AHTR 3042RE CB	105
30 x 48 CB Pneumatic	AHTR 3048RE CB	111
30 x 54 CB Pneumatic	AHTR 3054RE CB	117
30 x 60 CB Pneumatic	AHTR 3060RE CB	123
30 x 66 CB Pneumatic	AHTR 3066RE CB	129
30 x 72 CB Pneumatic	AHTR 3072RE CB	135

To Order, Specify...

- 1 Model Number
- 2 Top Material
- 3 Edge Style and Thickness
- 4 Edge Color
- 5 Additional Options



Finish Options

Powder Coat, Standard (Ebony only)..... n/c

Top Options

Special Laminate.....TSP call
Custom Cutout (per cutout).....TCC \$ 120

Power & Data Options

Please reference the Power + Data Price List

Modesty Panel Options

Fixed.....
up to 48"..... \$ 369
49" to 60"..... \$ 407
61" to 72"..... \$ 449



Questions?

800 876 2120

top >
edge >

edge ordering code (radius corner) >
or
edge ordering code (square corner) >
top thickness >

edge ordering code (radius corner) >
or
edge ordering code (square corner) >
top thickness >
top thickness price >

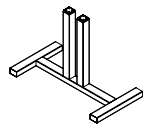
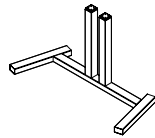
Laminate PVC	Laminate T-Mold	Laminate Wood	Laminate Soft PVC	Veneer Wood	
Flat LP2R or LP2S 1 1/4"	Convex LT2 1 1/4"	Flat LW2R or LW2S 1 1/4"	Bumper LB2R 1 1/4"	Flat VW2R or VW2S 1 1/4"	
Fluted LPF2R or LPF2S 1 1/4"		Fluted LWF2R or LWF2S 1 1/4"		Fluted VWF2R or VWF2S 1 1/4"	
	1 1/4"		1 1/4"	1 1/4"	
Cantilever					
24 x 42 CB Pneumatic	AHTCC 2442RE CB	95	2816	3092	3913
24 x 48 CB Pneumatic	AHTCC 2448RE CB	99	2894	3210	4050
24 x 54 CB Pneumatic	AHTCC 2454RE CB	104	3057	3460	4594
24 x 60 CB Pneumatic	AHTCC 2460RE CB	109	3099	3516	4625
24 x 66 CB Pneumatic	AHTCC 2466RE CB	114	3192	3653	4998
24 x 72 CB Pneumatic	AHTCC 2472RE CB	119	3242	3718	5030
30 x 42 CB Pneumatic	AHTCC 3042RE CB	105	2960	3313	4515
30 x 48 CB Pneumatic	AHTCC 3048RE CB	111	2997	3360	4721
30 x 54 CB Pneumatic	AHTCC 3054RE CB	117	3112	3538	5451
30 x 60 CB Pneumatic	AHTCC 3060RE CB	123	3156	3593	5481
30 x 66 CB Pneumatic	AHTCC 3066RE CB	129	3312	3830	6003
30 x 72 CB Pneumatic	AHTCC 3072RE CB	135	3367	3907	6028
Standard H					
24 x 42 CB Pneumatic	AHTCH 2442RE CB	95	2816	3092	3913
24 x 48 CB Pneumatic	AHTCH 2448RE CB	99	2894	3210	4050
24 x 54 CB Pneumatic	AHTCH 2454RE CB	104	3057	3460	4594
24 x 60 CB Pneumatic	AHTCH 2460RE CB	109	3099	3516	4625
24 x 66 CB Pneumatic	AHTCH 2466RE CB	114	3192	3653	4998
24 x 72 CB Pneumatic	AHTCH 2472RE CB	119	3242	3718	5030
30 x 42 CB Pneumatic	AHTCH 3042RE CB	105	2960	3313	4515
30 x 48 CB Pneumatic	AHTCH 3048RE CB	111	2997	3360	4721
30 x 54 CB Pneumatic	AHTCH 3054RE CB	117	3112	3538	5451
30 x 60 CB Pneumatic	AHTCH 3060RE CB	123	3156	3593	5481
30 x 66 CB Pneumatic	AHTCH 3066RE CB	129	3312	3830	6003
30 x 72 CB Pneumatic	AHTCH 3072RE CB	135	3367	3907	6028

Base Style

Table Description

Model #

Product Wt



To Order, Specify...

- 1 Model Number
- 2 Top Material
- 3 Edge Style and Thickness
- 4 Edge Color
- 5 Additional Options



Finish Options

Powder Coat, Standard (Ebony only)..... n/c

Top Options

Special Laminate.....TSP call
Custom Cutout (per cutout).....TCC \$ 120

Power & Data Options

Please reference the Power + Data Price List

Modesty Panel Options

Fixed.....
up to 48"..... \$ 369
49" to 60"..... \$ 407
61" to 72"..... \$ 449

**Tops and Panels**

Study carrels can be specified with laminate or veneer tops. The carrel panels will have the same surface material and edge detail as the top. Carrels can be specified with one, two or three sections. Available in widths of 24", 30" and 36" and lengths ranging from 42" to 96".

Bases

Performance and Vela base styles are available on the Versteel Study Carrels. Regular or cantilever bases can be specified on the 24" and 30" wide models. Regular bases are standard for the 36" wide models. Tables are standard with nylon adjustable glides.

Study Carrel Tack Panels

Tack panels can be added to any Study Carrel. Refer to the pricing pages for ordering codes and pricing.

Laminate and Veneer, Standard Core Construction

The standard top construction consists of 45-50 lb particleboard, surfaced with a high pressure laminate or plain sliced veneer face. A backer sheet is laminated to the underside of the top. Tops are shipped pre-drilled for field installation of bases and accessories.

PVC Flat Edge

Edge of 2mm PVC hot melt banded to the top with $\frac{1}{8}$ " radius at the top and bottom. Available with $1\frac{1}{2}$ " radius corners or square corners.

Offered in twenty-one (21) standard colors.

Wood Flat Edge

Wood banding hot melt banded to the top with $\frac{1}{8}$ " radius at the top and bottom. Available with $1\frac{1}{2}$ " radius corners or square corners.



Offered in Ash, Cherry, Maple or Walnut materials.

Shipping Schedule**Standard Items**

Laminate, PVC Edge	3-5 WEEKS
Laminate, Wood Edge	3-5 WEEKS
Veneer, Wood Edge	6-8 WEEKS

Contact Versteel Customer Service for special lead time requests.

BIFMA

All Versteel products are constructed to pass the relevant ANSI/BIFMA standards. For more detailed specifications by series and base style, contact Versteel Customer Service at 800.876.2120.

Additional information regarding warranty, terms and conditions, shipping, care and maintenance, etc. can be found in the All Tables price list.

To Order, Specify...

- 1 Model Number, include top and edge style
- 2 Top Material
 - a. Laminate manufacturer and color
 - b. Veneer species and finish color
- 3 Edge Color
- 4 Base Color
- 5 Additional Options

base model					finish selections			options				
P3	S1	3096	RE	FX	LP2S	/	TW D321-60	/	CSNO	/	PALY	/
series	base style	top size	top shape	table function	top, edge & corner		top laminate manufacturer & laminate color		edge color		base color	

A **P3S1 3096REFX LP2S** is a 30" x 96" three section Study Carrel with Performance series fixed regular bases, a laminate 1 1/2" thick top with a PVC edge and square corners.

The codes **TW D321-60 / CSNO / PALY** specify a Wilsonart D321-60 Brittany Blue laminate, Snow PVC and Alloy bases.

Model Number **P3S1 3096REFX LP2S**



Orders may be sent via

Mailing Address

Versteel
2332 Cathy Lane
Jasper IN 47546

Contact Versteel

Email contact@versteel.com
Phone 800 876 2120
812 634 2120
Fax 812 482 9318

Laminate

Versteel's standard offering of laminates includes over 900 laminates from Formica, Nevamar, Pionite and Wilsonart.

Laminate manufacturers change standard offerings frequently, making it possible a standard product can become unavailable. Versteel cannot be responsible for any inconvenience this may cause.

Veneer

Study Carrels are available with plain sliced Ash, Cherry, Maple and Walnut veneers.

Veneer Species

Ash	AP01	Maple.	MP01
Cherry	CP01	Walnut	WP01

Veneer Finish

Ash

Beach.	VBEA	Fog	VFOG
Chestnut.	VCHE	Pebble	VPEB
Drift	VDRI	Whisper	VWHI
Fawn	VFAW		

Cherry

Blossom Cherry	VBLC	Java Cherry.	VJAC
Cordovan Cherry	VCNC	Millwork Cherry.	VMWC
Golden Cherry	VGNC		

Maple

Caramel Maple	VCMM	Sugar Maple	VSUM
Solar Maple.	VSLM		

Walnut

Brighton Walnut	VBRW	Natural Walnut.	VNAW
Espresso Walnut.	VESW		

PVC Edge Colors

Absolute Acajou	CABA	Nimbus.	CNIM
Alloy.	CALY	Pearl	CPEA
Carbon.	CCAR	Platinum.	CPLA
Champagne	CCHA	Pralines & Cream	CPRC
Coconut	CCOC	Shadow	CSHA
Ebony.	CEBO	Snow	CSNO
Florence Walnut	CFLW	Stone	CSTO
Fossil	CFOS	Storm.	CSTM
Graphite	CGRA	Whisper	CWHI
Grey.	CGRE	White Linen	CWHL
Kensington Maple.	CKEM		

T-Mold Edge Colors

Ebony.	TEBO	Nimbus.	TNIM
Graphite	TGRA	Storm.	TSTM

Wood Edge Species

Ash	A01	Maple.	M01
Cherry	C01	Walnut	W01

Wood Edge Finishes

Ash

Beach.	WBEA	Fog	WFOG
Chestnut.	WCHE	Pebble	WPEB
Drift	WDRI	Whisper	WWHI
Fawn	WFAW		

Cherry

Blossom Cherry	WBLC	Java Cherry.	WJAC
Cordovan Cherry	WCNC	Millwork Cherry.	WMWC
Golden Cherry	WGNC		

Maple

Caramel Maple	WCMM	Sugar Maple	WSUM
Solar Maple.	WSLM		

Walnut

Brighton Walnut	WBRW	Natural Walnut.	WNAW
Espresso Walnut.	WESW		

Studio Steel®

Versteel's "urban fabrication" process leaves the telltale signs of welding and assembly on the surface, highlighting a manufacturing aesthetic. Choosing a clear or transparent powder coat is recommended, allowing tonal striations (created as a result of extreme heat), natural textures, and the inherent qualities of raw steel to show through.

Studio Steel Process \$165

Powder Coat Finishes

All powder coat finishes in the Versteel offering have been formulated with the use of epoxy, polyester or epoxy and polyester blends to maximize the finish durability.

Powder Coat Finish Options

Powder Coat – Standard n/c
 Powder Coat – Premium (Hope) \$165
 Powder Coat – Premium (Platinum) \$488

Powder Coat Colors

AlloyPALY	MintPMNT
AmethystPAME	NavyPNAV
AnthracitePANT	NimbusPNIM
Black AnodizedPBLA	NutmegPNUT
BronzePBRO	◆ PacificPPAC
CalypsoPCAL	PearlPPEA
CarbonPCAR	PebblePPEB
ChampagnePCHA	Ⓟ PlatinumPPLA
CoconutPCOC	PoppyPPOP
◆ CopperPCOP	◆ RavenPRAV
CrimsonPCRI	RoyalPROY
◆ CrystalPCRY	SeasidePSEA
DaffodilPDAF	ShipyardPSHI
EbonyPEBO	SilverPSIL
ForestPFOR	SnowPSNO
FossilPFOS	StonePSTO
◆ GarnetPGAR	StormPSTM
◆ GoldPGOL	Terra CottaPTEC
GraphitePGRA	WhisperPWHI
Ⓟ HopePHOP	White LinenPWHL
Kelly GreenPKEG	Powder Coat Alternative .	.OPA
◆ MattePMAT		
MicaPMIC		

Transparent Powder Coats (indicated by ◆)

Please note that the transparent characteristics of these powders allow all natural welds and textures inherent to raw steel to be visible.

Premium Powder Coats (indicated by Ⓟ)

Versteel's premium process uses specially formulated powder coats for a truly unique color palette.

Chrome

Versteel applies a deep luster chrome plated finish. Chrome is the most durable finish available. Specify Chrome and add \$165 list per table.

Chrome ECHR

Nickel

Versteel applies a nickel plated finish with a clear coat applied for durability. Specify Nickel and add \$223 list per table.

Nickel ENKL

Finish Reference & Samples

For finish color reference, please refer to our website. Contact Versteel Customer Service to receive actual color samples for color matches and final color approval.

Special Laminate**Call for quotation**

Specify code **TSP** (*Special Laminate*), indicate the quoted charges per table

Special laminates and patterns can be specified as an option. To specify, contact Versteel for availability and pricing.

NOTE LAMINATES IN STANDARD COLORS AND TEXTURES FROM FORMICA, NEVAMAR, PIONITE AND WILSONART ARE STANDARD

CAUTION LAMINATE MANUFACTURERS CHANGE STANDARD OFFERINGS FREQUENTLY, MAKING IT POSSIBLE A STANDARD PRODUCT CAN BECOME UNAVAILABLE. VERSTEEL CANNOT BE RESPONSIBLE FOR ANY INCONVENIENCE THIS MAY CAUSE.

Custom PVC Color Match**Call for quotation / one time charge per color, per order**

Specify code **OCF** (*Custom PVC Color Match*), add cost from Versteel quotation

PVC Color Match can be the selection of a color that is available from a Versteel supplier or a new custom color developed for the order. Minimum footage requirements mean that the amount of material needed for your order will effect the cost.

For PVC Color Matching you must supply a color reference sample. Versteel will review the sample for possible existing colors available and send a sample for customer approval. If no color match exists, a custom match will be developed and sampled for customer approval before a production schedule is established.

Powder Coat Alternative**Call for quotation**

Specify code **OPA** (*Powder Coat Alternative*), add cost from Versteel quotation

Powder Coat Alternative is available from Versteel. The entire RAL color reference along with hundreds of other color and finishes are available.

For Powder Coat Alternative matching, you must supply a color reference sample, or an RAL number. Versteel will review the sample for possible existing colors available and send a sample for customer approval. If no color match exists, a custom match can be developed. Call Versteel Customer Service for associated upcharges on custom color development.

Stain Finish Match**\$996 / one time charge per finish, per order**

Specify code **OSM** (*Stain Finish Match*), add \$996.00 list per finish, per order

Alternative Stain Finishes are available for veneer and wood edged tops.

For Stain Finish Matching you must supply two 4" x 4" finish color and grain reference samples. An expertly finish matched sample will be provided for customer approval.

Veneer and Wood Edge Alternatives**Call for quotation**

For veneer and wood edge requirements other than the standard plain sliced Ash, Cherry, Maple and Walnut, contact Versteel Customer Service. Versteel is adept at working with a host of domestic and exotic materials. From inlays, figures, pie cuts and special edge profiles, to custom fill levels and sheens, each top is created using the best of technology and old world craftsmanship. The items you only imagined or expected to only be available from a millwork shop are now just another part of your Versteel order. Call Versteel Customer Service for availability and quotation.

Wood Finish Alternatives**Call for quotation**

When veneer tables are required to have a finish other than the standard natural grain fill level finish appearance, semi-filled or full-filled finishes are available by requesting a quote from Versteel. Call Versteel Customer Service for availability and quotation Table Top Alternatives

Table Top and Edge Alternatives

Table tops and/or edges can be produced in alternative materials if desired. Contact Versteel Customer Service for pricing and availability.

NOTE CUSTOMS OR ALTERNATIVES MAY AFFECT STANDARD PRODUCTION SCHEDULES

Alternate Table Height 32" and Under
\$100 / table

Specify code **BAH** (Alternate Height 32" and under), indicate desired table height (32" or less), add \$100.00 list per table

Suggested typing height table is 26 ¾"

Suggested wheelchair height table is 32"

Suggested stand up height table is 42"

NOTE FOR OTHER TABLE HEIGHT REQUIREMENTS CONTACT VERSTEEL CUSTOMER SERVICE FOR STRUCTURAL DETAILS, PRICING AND AVAILABILITY

Bullet End Caps
\$129 / table

Specify code **BBE** (Bullet End Caps), add \$129.00 list per table

Bullet End Caps are welded in place of the standard welded rail blunt ends.



NOTE BULLET END CAPS ARE AVAILABLE ON STUDY CARRELS WITH PERFORMANCE STYLE BASES

Top Custom Cutout
\$120 / cutout

Specify code **TCC** (Top Custom Cutout), add \$120.00 list per cutout

Top Custom Cutout requires a drawing for production and is subject to approvals.

Table Link - Ends Only
\$135 / table

Specify code **TLE** (Table Link - Ends Only), add \$135.00 list per table

Table Link is for linking Versteel table configurations in typical room situations. Specify Table Link - Ends Only when your configuration requires linking on the table ends only. Available on tables with PVC,




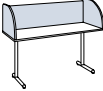
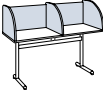
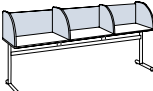
3mm Wood, Wood Square, Wood Fluted and Ergo user side edge details. Table Link - Ends Only is included with electrical package options. This will prevent the accidental disconnection of power supply to adjacent tables.





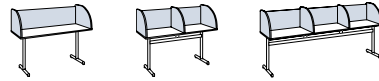
Questions?




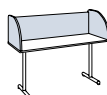
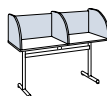

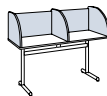
800 876 2120

				top and screen > edge >		
				Laminate Flat PVC	Laminate Flat Wood	Veneer Flat Wood
						
				edge ordering code > top thickness >	edge ordering code > top thickness >	edge ordering code > top thickness >
				top thickness price > 1 1/4"	top thickness price > 1 1/4"	top thickness price > 1 1/4"
Description	Model #	Product Wt				
SC						
One Section						
 24 x 42 Fix	PISC 2442REFX	94	2229	3878	4638	
24 x 48 Fix	PISC 2448REFX	105	2254	3959	4719	
Two Section						
 24 x 60 Fix	P2SC 2460REFX	141	3361	5795	6610	
24 x 72 Fix	P2SC 2472REFX	162	3631	6214	7017	
24 x 84 Fix	P2SC 2484REFX	182	3743	6545	7406	
Three Section						
 24 x 90 Fix	P3SC 2490REFX	201	4713	8205	9085	
24 x 96 Fix	P3SC 2496REFX	212	4854	8498	9388	

To Order, Specify...

- 1 Model Number
- 2 Top Material
- 3 Edge Style and Thickness
- 4 Edge Color
- 5 Base Color
- 6 Additional Options



				top and screen > edge >		
				Laminate Flat PVC	Laminate Flat Wood	Veneer Flat Wood
						
				LP2S 1 1/4"	LW2S 1 1/4"	VW2S 1 1/4"
				1 1/4"	1 1/4"	1 1/4"
				edge ordering code > top thickness > top thickness price >		
	Description	Model #	Product Wt			
	SI					
	One Section					
	30 x 42 Fix 30 x 48 Fix	P1SI 3042REFX P1SI 3048REFX	104 112	2349 2454	4042 4281	4798 5138
	Two Section					
	30 x 60 Fix 30 x 72 Fix 30 x 84 Fix	P2SI 3060REFX P2SI 3072REFX P2SI 3084REFX	154 175 197	3600 3798 3932	6227 6619 7018	7146 7657 8064
	Three Section					
	30 x 90 Fix 30 x 96 Fix	P3SI 3090REFX P3SI 3096REFX	219 229	4910 5049	8783 9076	9883 10179
	SC					
	One Section					
	30 x 42 Fix 30 x 48 Fix	P1SC 3042REFX P1SC 3048REFX	104 112	2349 2454	4042 4281	4798 5138
	Two Section					
	30 x 60 Fix 30 x 72 Fix 30 x 84 Fix	P2SC 3060REFX P2SC 3072REFX P2SC 3084REFX	154 175 197	3600 3798 3932	6227 6619 7018	7146 7657 8064
	Three Section					
	30 x 90 Fix 30 x 96 Fix	P3SC 3090REFX P3SC 3096REFX	219 229	4910 5049	8783 9076	9883 10179

Base Options

Alternate Table Height	
32" & Under	BAH \$ 100
Alternate Table Height	
32" & Over	BSP call
Bullet End Caps	BBE \$ 129
Stretcher Rail (Finish same as base)	
Tables 36" H & Over Require a	
Stretcher Rail	BSC \$ 243

Finish Options

Chrome	\$ 165
Nickel	\$ 223
Powder Coat, Standard	n/c
Powder Coat, Premium	\$ 165
Platinum	\$ 488

Top Options

Table Link (ends only)	TLE \$ 135
Special Laminate	TSP call
Custom Cutout (per cutout)	TCC \$ 120

Power & Data Options

Please reference the Power + Data Price List

Wire Management Options

Basket, Under Top Mount	WBT \$ 97
Cable Hook Legway	WCK \$ 119
Canvas Legway	WCL \$ 100
Plastic Legway	WRL \$ 78
1 Oval Brush Grommet - Provide Location Print	WOG \$ 97
1 Round Grommet - Provide Location Print	WRG \$ 76

Upholstery Options

COM yardage requirements of one yard of fabric for each Study Carrel tack panel is based on a material width of 54" with no consideration for repeat. For material other than 54" wide, contact Versteel for yardage requirements.

NOTE ALL FABRICS ARE CUT UP THE ROLL TO MAXIMIZE YIELD AND WEAR PERFORMANCE. CONTACT VERSTEEL FOR YARDAGE REQUIREMENTS IF RAILROADED FABRIC OR SAME CENTER POINT IS REQUIRED.

Study Carrel Tack Panel

COM	ASCTPC \$ 256
Grade 2	ASCTP2 \$ 256
Grade 3	ASCTP3 \$ 334
Grade 4	ASCTP4 \$ 413
Grade 5	ASCTP5 \$ 496
Grade 6	ASCTP6 \$ 575



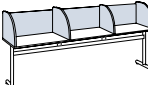
Accessories

Table Floor Mount Bracket Set	AFB \$ 57
-------------------------------	-----------



Questions?

800 876 2120

				top and screen > edge >	Laminate Flat PVC	Laminate Flat Wood	Veneer Flat Wood
				edge ordering code >	LP2S	LW2S	VW2S
				top thickness >	1 1/4"		
				top thickness price >	1 1/4"		
Description		Model #	Product Wt				
S1							
One Section							
	36 x 42 Fix	P1S1 3642REFX	118	2621	4693	5827	
	36 x 48 Fix	P1S1 3648REFX	127	2623	4752	5884	
Two Section							
	36 x 60 Fix	P2S1 3660REFX	173	3850	6743	7908	
	36 x 72 Fix	P2S1 3672REFX	198	4002	7089	8466	
	36 x 84 Fix	P2S1 3684REFX	222	4338	7553	8908	
Three Section							
	36 x 90 Fix	P3S1 3690REFX	247	5352	9394	10685	
	36 x 96 Fix	P3S1 3696REFX	258	5494	9687	10982	

To Order, Specify...

- 1 Model Number
- 2 Top Material
- 3 Edge Style and Thickness
- 4 Edge Color
- 5 Base Color
- 6 Additional Options



Base Options

Alternate Table Height		
32" & Under	BAH	\$ 100
Alternate Table Height		
32" & Over	BSP	call
Bullet End Caps	BBE	\$ 129
Stretcher Rail (Finish same as base)		
Tables 36" H & Over Require a		
Stretcher Rail	BSC	\$ 243

Finish Options

Chrome		\$ 165
Nickel		\$ 223
Powder Coat, Standard		n/c
Powder Coat, Premium		\$ 165
Platinum		\$ 488

Top Options

Table Link (ends only)	TLE	\$ 135
Special Laminate	TSP	call
Custom Cutout (per cutout)	TCC	\$ 120

Power & Data Options

Please reference the Power + Data Price List

Wire Management Options

Basket, Under Top Mount	WBT	\$ 97
Cable Hook Legway	WCK	\$ 119
Canvas Legway	WCL	\$ 100
Plastic Legway	WRL	\$ 78
1 Oval Brush Grommet -		
Provide Location Print	WOG	\$ 97
1 Round Grommet -		
Provide Location Print	WRG	\$ 76

Upholstery Options

COM yardage requirements of one yard of fabric for each Study Carrel tack panel is based on a material width of 54" with no consideration for repeat. For material other than 54" wide, contact Versteel for yardage requirements.

NOTE ALL FABRICS ARE CUT UP THE ROLL TO MAXIMIZE YIELD AND WEAR PERFORMANCE. CONTACT VERSTEEL FOR YARDAGE REQUIREMENTS IF RAILROADED FABRIC OR SAME CENTER POINT IS REQUIRED.

Study Carrel Tack Panel

COM	ASCTPC	\$ 256
Grade 2	ASCTP2	\$ 256
Grade 3	ASCTP3	\$ 334
Grade 4	ASCTP4	\$ 413
Grade 5	ASCTP5	\$ 496
Grade 6	ASCTP6	\$ 575

Accessories

Table Floor Mount Bracket Set	AFB	\$ 57
-------------------------------------	-----	-------






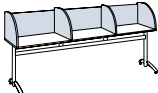
Study Carrels
Vela



VERSTEEL

Questions?



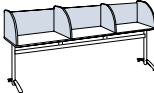


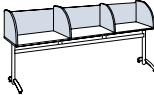
800 876 2120

				top and screen > edge >		
				Laminate Flat PVC	Laminate Flat Wood	Veneer Flat Wood
						
				edge ordering code > top thickness >	edge ordering code > top thickness >	edge ordering code > top thickness >
				top thickness price >	top thickness price >	top thickness price >
				LP2S 1 1/4"	LW2S 1 1/4"	VW2S 1 1/4"
Description	Model #	Product Wt				
SC						
One Section						
 24 x 42 Fix	VISC 2442REFX	84		2417	4131	4922
24 x 48 Fix	VISC 2448REFX	92		2440	4214	5006
Two Section						
 24 x 60 Fix	V2SC 2460REFX	128		3594	6124	6966
24 x 72 Fix	V2SC 2472REFX	148		3873	6557	7392
24 x 84 Fix	V2SC 2484REFX	167		3987	6905	7799
Three Section						
 24 x 90 Fix	V3SC 2490REFX	184		5001	8627	9547
24 x 96 Fix	V3SC 2496REFX	194		5142	8934	9858

To Order, Specify...

- 1 Model Number
- 2 Top Material
- 3 Edge Style and Thickness
- 4 Edge Color
- 5 Base Color
- 6 Additional Options



				top and screen > edge >	Laminate Flat PVC	Laminate Flat Wood	Veneer Flat Wood
				edge ordering code > top thickness > top thickness price >	LP2S 1 1/4"	LW2S 1 1/4"	VW2S 1 1/4"
	Description	Model #	Product Wt				
	SI						
	One Section						
	30 x 42 Fix	VIS1 3042REFX	106	2538	3173	5086	
	30 x 48 Fix	VIS1 3048REFX	114	2644	4545	5436	
	Two Section						
	30 x 60 Fix	V2SI 3060REFX	156	3840	6570	7526	
	30 x 72 Fix	V2SI 3072REFX	176	4042	6980	8057	
	30 x 84 Fix	V2SI 3084REFX	199	4181	7392	8481	
	Three Section						
	30 x 90 Fix	V3SI 3090REFX	220	5202	9227	10372	
	30 x 96 Fix	V3SI 3096REFX	231	5344	9532	10677	
	SC						
	One Section						
	30 x 42 Fix	VISC 3042REFX	106	2538	4296	5086	
	30 x 48 Fix	VISC 3048REFX	114	2644	4545	5436	
	Two Section						
	30 x 60 Fix	V2SC 3060REFX	156	3840	6570	7526	
	30 x 72 Fix	V2SC 3072REFX	176	4042	6980	8057	
	30 x 84 Fix	V2SC 3084REFX	199	4181	7392	8481	
	Three Section						
	30 x 90 Fix	V3SC 3090REFX	220	5202	9227	10372	
	30 x 96 Fix	V3SC 3096REFX	231	5344	9532	10677	

Base Options

- Alternate Table Height
- 32" & Under BAH \$ 100
- Alternate Table Height
- 32" & Over BSP call
- Stretcher Rail (Finish same as base)
- Tables 36" H & Over Require a
- Stretcher Rail BSC \$ 243

Finish Options

- Powder Coat, Standard n/c
- Powder Coat, Premium \$ 165
- Platinum \$ 488

Top Options

- Table Link (ends only) TLE \$ 135
- Special Laminate TSP call
- Custom Cutout (per cutout) TCC \$ 120

Power & Data Options

Please reference the Power + Data Price List

Wire Management Options

- Basket, Under Top Mount WBT \$ 97
- Cable Hook Legway WCK \$ 119
- Canvas Legway WCL \$ 100
- Plastic Legway WRL \$ 78
- 1 Oval Brush Grommet -
- Provide Location Print WOG \$ 97
- 1 Round Grommet -
- Provide Location Print WRG \$ 76

Upholstery Options

COM yardage requirements of one yard of fabric for each Study Carrel tack panel is based on a material width of 54" with no consideration for repeat. For material other than 54" wide, contact Versteel for yardage requirements.

NOTE ALL FABRICS ARE CUT UP THE ROLL TO MAXIMIZE YIELD AND WEAR PERFORMANCE. CONTACT VERSTEEL FOR YARDAGE REQUIREMENTS IF RAILROADED FABRIC OR SAME CENTER POINT IS REQUIRED.

Study Carrel Tack Panel

- COM ASCTPC \$ 256
- Grade 2 ASCTP2 \$ 256
- Grade 3 ASCTP3 \$ 334
- Grade 4 ASCTP4 \$ 413
- Grade 5 ASCTP5 \$ 496
- Grade 6 ASCTP6 \$ 575

Accessories

- Table Floor Mount Bracket Set AFB \$ 57

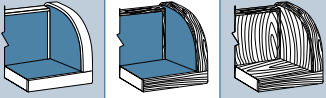


Questions?

800 876 2120



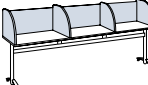
top and screen >
edge >

Laminate Flat PVC	Laminate Flat Wood	Veneer Flat Wood
----------------------	-----------------------	---------------------



edge ordering code >
top thickness >
top thickness price >

LP2S 1 1/4"	LW2S 1 1/4"	VW2S 1 1/4"
1 1/4"	1 1/4"	1 1/4"

	Description	Model #	Product Wt			
	SI					
	One Section					
	36 x 42 Fix	VIS1 3642REFX	119	2822	4975	6155
	36 x 48 Fix	VIS1 3648REFX	129	2825	5036	6215
	Two Section					
	36 x 60 Fix	V2SI 3660REFX	174	4098	7103	8318
	36 x 72 Fix	V2SI 3672REFX	199	4257	7466	8902
	36 x 84 Fix	V2SI 3684REFX	224	4604	7949	9359
	Three Section					
	36 x 90 Fix	V3SI 3690REFX	249	5661	9860	11208
	36 x 96 Fix	V3SI 3696REFX	261	5806	10170	11514

To Order, Specify...

- 1 Model Number
- 2 Top Material
- 3 Edge Style and Thickness
- 4 Edge Color
- 5 Base Color
- 6 Additional Options



Base Options

Alternate Table Height		
32" & Under	BAH	\$ 100
Alternate Table Height		
32" & Over	BSP	call
Stretcher Rail (Finish same as base)		
Tables 36" H & Over Require a		
Stretcher Rail	BSC	\$ 243

Finish Options

Powder Coat, Standard	n/c	
Powder Coat, Premium		\$ 165
Platinum		\$ 488

Top Options

Table Link (ends only)	TLE	\$ 135
Special Laminate	TSP	call
Custom Cutout (per cutout)	TCC	\$ 120

Power & Data Options

Please reference the Power + Data Price List

Wire Management Options

Basket, Under Top Mount	WBT	\$ 97
Cable Hook Legway	WCK	\$ 119
Canvas Legway	WCL	\$ 100
Plastic Legway	WRL	\$ 78
1 Oval Brush Grommet -		
Provide Location Print	WOG	\$ 97
1 Round Grommet -		
Provide Location Print	WRG	\$ 76

Upholstery Options

COM yardage requirements of one yard of fabric for each Study Carrel tack panel is based on a material width of 54" with no consideration for repeat. For material other than 54" wide, contact Versteel for yardage requirements.

NOTE ALL FABRICS ARE CUT UP THE ROLL TO MAXIMIZE YIELD AND WEAR PERFORMANCE. CONTACT VERSTEEL FOR YARDAGE REQUIREMENTS IF RAILROADED FABRIC OR SAME CENTER POINT IS REQUIRED.

Study Carrel Tack Panel


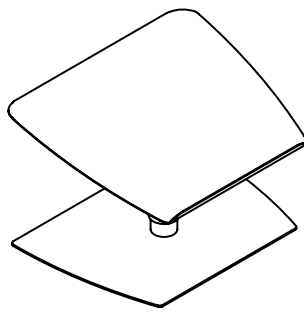
COM	ASCTPC	\$ 256
Grade 2	ASCTP2	\$ 256
Grade 3	ASCTP3	\$ 334
Grade 4	ASCTP4	\$ 413
Grade 5	ASCTP5	\$ 496
Grade 6	ASCTP6	\$ 575

Accessories

Table Floor Mount Bracket Set	AFB	\$ 57
-------------------------------------	-----	-------

Questions?

800 876 2120

	Description	Model #	Product Wt	Price
	14 x 17 Tabletop Lectern Pin Height Adjustable	TTLE 1417	15	291 <div style="text-align: right; margin-top: 20px;">  <p>Sample Base Model Tabletop Lectern 14 x 17 TTLE 1417 \$291 (pin height adjustment)</p> <p>Specify Frame Color</p> </div> <p><small>Note: Tabletop lectern not available with transparent powder coats</small></p>

To Order, Specify...

- 1 Model Number
- 2 Frame Color


Table Top Construction

The Maker Project Maple butcher block tops are 1 3/4" thick, constructed with kiln-dried, uniform-width staves face-glued in a continuous length pattern with square corners. Tops are shipped pre-drilled for field installation of bases and accessories.

Table Heights

Tables are offered in 29", 36" and 42" table heights. Three adjustable height base options are available on the 24" to 48" wide and 48" to 96" long, 29" high Maker Utility tables (see Options page). Occasional tables are standard in 16" table height. Alternate heights may be available, contact Versteel Customer Service for availability and quote.

Maker Utility Stool Construction + Finish

Seats are 1" thick Birch plywood with a Clear Matte (MCL2) or Clear Gloss (MCL3) finish. Alternate Wood Finishes are available, an upcharge will apply when specified. ABS knock in glides. Stools are available in 18", 24" and 29" fixed and adjustable heights. The Adjustable height stools have a maximum height adjustment of 1 1/2".

Maker Utility + Maker A Bench Construction

The Maker Project Utility and Maker A Maple butcher block benches are 1 3/4" thick, constructed with kiln-dried, uniform-width staves face-glued in a continuous length pattern. The seat height for the bench is 18". Upholstered seat cushions may be ordered for the Maker Utility bench. If desired the Maker A bench may be specified with a fully upholstered seat.

Maker Chair + Stool Construction

The Maker Project Maple butcher block chair and stool seat and back are 1" thick, constructed with kiln-dried, uniform-width staves face-glued in a continuous length pattern. The 3/4" square tube frame has ABS knock in glides. The seat height for the chair is 18" with two stool seat heights of 24" and 29".

Finish & Sheen

Butcher block tops and bench can be specified in either a Clear Matte (MCL2) or Clear Gloss (MCL3) finish.

Alternate wood finishes are available on the Maple butcher block table and bench. An upcharge will apply when an alternate wood finish is specified.

The Maple butcher block chair and stool seats and backs are standard with Clear Gloss finish. Clear Matte (MCL2) or an alternate wood finish is available. An upcharge will apply when an alternate wood finish is specified.

Casters

Heavy duty locking swivel casters are available on the following Maker products.

Utility table	6" casters
Occasional table	3" casters
Whiteboard	4" casters

NOTE NOT AVAILABLE ON BENCHES, CHAIRS, STOOLS OR MAKER A

Glides

Adjustable glides are available on the following Maker products.

Utility and Occasional tables

Benches

NOTE NOT AVAILABLE ON WHITEBOARD

Lighting

Floor lamp, clamp on light and light bar are shipped with LED bulbs. The Maple hardwood accent on the end of the horizontal tube is standard with either the Clear Gloss or Clear Matte finish. The Alternate Wood Finishes are available with no upcharge.

Quickship Program

Available for select products in the The Maker Project seating line.

The Versteel Quickship Program consists of up to 50 tables, 25 tables with modesty panels or 100 chairs in 10 working days from time of order (received by 12pm EST).

Orders must be accompanied by final material and finish specifications for order entry. They must be clearly marked "Quickship" and consist of products from the program. Quickship orders cannot be changed or cancelled, and credit approval must be acquired within 24 hours.

Shipping Schedule

Standard Items

Tables + Benches	5 WEEKS
Stools	3 WEEKS
Seating	3-4 WEEKS
Quickship Products	10 WORKING DAYS

Contact Versteel Customer Service for special lead time requests.

BIFMA

All Versteel products are constructed to pass the relevant ANSI/BIFMA standards. For more detailed specifications by series and base style, contact Versteel Customer Service at 800.876.2120.

Additional information regarding warranty, terms and conditions, shipping, care and maintenance, etc. can be found in the All Tables price list.

Care of Butcher Block Tops

Clean all surfaces frequently with water-dampened soft cloth, moving the cloth with the grain direction. Quickly buff dry. Immediately remove any liquids that come in contact with wood surfaces using a blotting action to absorb liquid. Lift objects to move them. Never pull them across the finished surface.

Avoid exposing furniture to extreme heat and cold or to wide humidity variances. Avoid exposing furniture to strong sunlight. Do not use soaps, commercial cleaners or harsh solvents (nail polish remover, acetates, etc.) as they will cause finish deterioration.

Care of Powder Coat

Clean with a mild soap solution and rinse with clean, clear water. Wipe the entire surface and follow with a clean, dry cloth to buff dry.

To Order, Specify...

- 1 Model Number
- 2 Wood Finish
- 3 Base Color
- 4 Additional Options

base model					finish selections		options
MKA	54	RD	H29	WB3R	MCL2	PCRY	ECHR
series	top size	top shape	table height	top, edge & corner	wood finish	wood finish	additional option(s)

A **MKA 54RDH29 WB3R** is a Maker A series 54" round table with fixed base, 29" table height with a 1 3/4" thick butcher block top.

The codes **MCL2 / PCRY** specifies a Clear Matte finish for the top and a Crystal base.

Model Number **MKA 54RD H29 WB3R**



Orders may be sent via

Mailing Address

Versteel
2332 Cathy Lane
Jasper IN 47546

Contact Versteel

Email contact@versteel.com
Phone 800 876 2120
812 634 2120
Fax 812 482 9318

Finish + Sheen

The Maker Project models can be specified in either a Clear Matte (MCL2) or Clear Gloss (MCL3) finish.

The below Alternate wood finishes are available. Refer to product pages for upcharge.

Alternate Wood Finishes*

Beach	WBEA
Blossom Cherry	WBLC
Brighton WalnutWBRW
Caramel Maple	WCMM
Chestnut	WCHE
Cordovan CherryWCNC
DriftWDRI
Espresso WalnutWESW
FawnWFAW
FogWFOG
ForestWFOR
Golden CherryWGNC
Java CherryWJAC
Millwork CherryWMWC
PebbleWPEB
SeasideWSEA
Solar MapleWSLM
Sugar MapleWSUM
Terra CottaWTEC
WhisperWWHI
Stain Finish MatchOSM

*Finishes will vary from standard Versteel product when applied to butcher block.

Metal Processing

Studio Steel® is Versteel’s “urban fabrication” process which leaves the telltale signs of welding and assembly on the surface, highlighting a manufacturing aesthetic. Choosing a clear or transparent powder coat is recommended, allowing tonal striations (created as a result of extreme heat), natural textures, and the inherent qualities of raw steel to show through.

Powder Coat Finishes

All powder coat finishes in the Versteel offering have been formulated with the use of epoxy, polyester or epoxy and polyester blends to maximize the finish durability.

Powder Coat – Standardn/c
Powder Coat – Premium	\$165 per chair

Powder Coat Colors

AlloyPALY	◆	MattePMAT
AmethystPAME		MicaPMIC
AnthracitePANT		MintPMNT
Black AnodizedPBLA		NavyPNAV
BronzePBRO		NimbusPNIM
CalypsoPCAL		NutmegPNUT
CarbonPCAR	◆	PacificPPAC
ChampagnePCHA		PearlPPEA
CoconutPCOC		PebblePPEB
◆ CopperPCOP		PoppyPPOP
CrimsonPCRI	◆	RavenPRAV
◆ CrystalPCRY		RoyalPROY
DaffodilPDAF		SeasidePSEA
EbonyPEBO		ShipyardPSHI
ForestPFOR		SilverPSIL
FossilPFOS		SnowPSNO
◆ GarnetPGAR		StonePSTO
◆ GoldPGOL		StormPSTM
GraphitePGRA		Terra CottaPTEC
● HopePHOP		WhisperPWHI
Kelly GreenPKEG		White LinenPWHL
			Powder Coat AlternativeOPA

Transparent Powder Coats (indicated by ◆)

Please note that the transparent characteristics of these powders allow all natural welds and textures inherent to raw steel to be visible.

Premium Powder Coats (indicated by ●)

Versteel’s premium process uses specially formulated powder coats for a truly unique color palette.

Finish Reference & Samples

For finish color reference, please refer to our website. Contact Versteel Customer Service to receive actual color samples for color matches and final color approval.

Powder Coat Alternative**Call for quotation**

Specify code **OPA** (*Powder Coat Alternative*), add cost from Versteel quotation

Powder Coat Alternative is available from Versteel. The entire RAL color reference along with hundreds of other color and finishes are available.

For Powder Coat Alternative matching, you must supply a color reference sample, or an RAL number. Versteel will review the sample for possible existing colors available and send a sample for customer approval. If no color match exists a custom match can be developed. Call Versteel Customer Service for associated upcharges on custom color development.

Stain Finish Match**\$996 / one time charge per finish, per order**

Specify code **OSM** (*Stain Finish Match*), add \$996.00 list per finish, per order

Alternative Stain Finishes are available for veneer and wood edged tops.

For Stain Finish Matching you must supply two 4" x 4" finish color and grain reference samples. An expertly finish matched sample will be provided for customer approval.

NOTE CUSTOMS OR ALTERNATIVES MAY AFFECT STANDARD PRODUCTION SCHEDULES

Adjustable Height Utility Table - Motorized

\$3560 / table

Specify code **BAMMKU** (Adjustable Height - Motorized), add \$3560.00 list each

Motorized Maker Utility tables adjust electrically from 30" to 42" table height.

Adjustable Height Utility Table - Crank

\$2774 / table

Specify code **BAKMKU** (Adjustable Height - Crank), add \$2774.00 list per table.

Crank height Maker Utility tables adjust from 30" to 42" table height.

Adjustable Height Utility Table - Pin

\$676 / table

Specify code **BAPMKU** (Adjustable Height - Pin), add \$676.00 list per table

Pin adjustable height Maker Utility tables adjust from 30" to 42" table height in 2" increments.

NOTE BASE WIRE ACCESS OPTION (BWA) IS NOT AVAILABLE ON TABLES WITH AN ADJUSTABLE HEIGHT OPTION

Base Wire Access

\$120 / Maker Utility table

\$60 / Maker Utility occasional table or Maker A round or square table

Specify code **BWA2** (Base Wire Access), add \$120.00 list per Maker Utility or Maker A rectangle table.

Specify code **BWA1** (Base Wire Access), and add \$60.00 list per Maker Utility occasional table or Maker A round or square table.

When BWA2 is specified the Base Wire Access will be installed on the user left leg and the approach side right leg. When BWA1 is specified the Base Wire Access will be installed on one leg.

Wire Trough / Cutout

\$529 / rectangle table

\$372 / round or square table

Specify code **WTC** (Wire Trough / Cutout), add \$529.00 list per rectangle table or \$372.00 list per round or square table. Contact Versteel Customer Service for table over 96" long.

Available on Maker A tables, the 8" wide trough is open on the long sides with a 1" lip and one grommet on each of the short sides. The 3" depth below the top surface allows for electrical to be dropped through the cutout. The cutout in the top is 6" wide and is proportional to the top length. Trough will be the same color as the bases



The Maker Project

Utility Table
29" High (Casters)



Questions?

800 876 2120

⊕ Indicates Number of Bases

Base Options

Base Wire Access (exits above cross rail) **BWA2** \$ 120

Finish Options

Powder Coat, Standard n/c
 Powder Coat, Premium \$ 165
 Clear Matte or Clear Gloss Wood Finish, Standard \$ n/c
 Alternate Wood Finish \$ 615

Top Options

Custom Cutout (per cutout) **TCC** \$ 120

Power + Data Options

Please reference the Power + Data Price List

Wire Management Options

1 Oval Brush Grommet, Location F **WOF** \$ 97
 1 Oval Brush Grommet, Location K **WOK** \$ 97
 2 Oval Brush Grommets, Location H **WOH** \$ 194
 1 Round Grommet, Location F **WRF** \$ 76
 1 Round Grommet, Location K **WRK** \$ 76
 2 Round Grommets, Location H **WRH** \$ 152

	Description	Model #	Product Wt	top >
				Wood
				Butcher Block
				WB3S
				edge ordering code (square corner) >
				1 3/4"
				top thickness price >
	24 x 48 Fix	MKU 2448REH29 C	170	3549
	24 x 54 Fix	MKU 2454REH29 C	180	3971
	24 x 60 Fix	MKU 2460REH29 C	190	3971
	24 x 66 Fix	MKU 2466REH29 C	200	4173
	24 x 72 Fix	MKU 2472REH29 C	210	4396
	24 x 78 Fix	MKU 2478REH29 C	219	4834
	24 x 84 Fix	MKU 2484REH29 C	229	5063
	24 x 90 Fix	MKU 2490REH29 C	239	5425
	24 x 96 Fix	MKU 2496REH29 C	249	5696
	30 x 48 Fix	MKU 3048REH29 C	197	3940
	30 x 54 Fix	MKU 3054REH29 C	208	4456
	30 x 60 Fix	MKU 3060REH29 C	219	4456
	30 x 66 Fix	MKU 3066REH29 C	224	4697
	30 x 72 Fix	MKU 3072REH29 C	235	4971
	30 x 78 Fix	MKU 3078REH29 C	242	5554
	30 x 84 Fix	MKU 3084REH29 C	247	5830
	30 x 90 Fix	MKU 3090REH29 C	256	6278
	30 x 96 Fix	MKU 3096REH29 C	264	6617
	36 x 48 Fix	MKU 3648REH29 C	206	4366
	36 x 54 Fix	MKU 3654REH29 C	218	4984
	36 x 60 Fix	MKU 3660REH29 C	230	4984
	36 x 66 Fix	MKU 3666REH29 C	237	5275
	36 x 72 Fix	MKU 3672REH29 C	249	5611
	36 x 78 Fix	MKU 3678REH29 C	256	6435
	36 x 84 Fix	MKU 3684REH29 C	263	6784
	36 x 90 Fix	MKU 3690REH29 C	273	7338
	36 x 96 Fix	MKU 3696REH29 C	283	7750

To Order, Specify...

- 1 Model Number
- 2 Wood Finish
- 3 Base Color
- 4 Additional Options



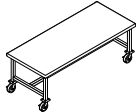
Base Options **Code Price**
Base Wire Access (exits above cross rail) **BWA2** \$ 120

Finish Options
Powder Coat, Standard n/c
Powder Coat, Premium..... \$ 165
Clear Matte or Clear Gloss Wood Finish, Standard..... \$ n/c
Alternate Wood Finish \$ 615

Top Options
Custom Cutout (per cutout) **TCC** \$ 120

Power + Data Options
Please reference the Power + Data Price List

Wire Management Options
1 Oval Brush Grommet, Location F.....**WOF** \$ 97
1 Oval Brush Grommet, Location K.....**WOK** \$ 97
2 Oval Brush Grommets, Location H.....**WOH** \$ 194
1 Round Grommet, Location F**WRF** \$ 76
1 Round Grommet, Location K**WRK** \$ 76
2 Round Grommets, Location H**WRH** \$ 152

	Description	Model #	Product Wt	top >	
				Wood Butcher Block	
				edge ordering code (square corner) >	WB3S
				top thickness price >	1 3/4"
	42 x 60 Fix	MKU 4260REH29 C	237	5696	
	42 x 66 Fix	MKU 4266REH29 C	250	6205	
	42 x 72 Fix	MKU 4272REH29 C	258	6775	
	42 x 78 Fix	MKU 4278REH29 C	269	7380	
	42 x 84 Fix	MKU 4284REH29 C	280	8022	
	42 x 90 Fix	MKU 4290REH29 C	288	8458	
	42 x 96 Fix	MKU 4296REH29 C	296	9202	
	42 x 120 Fix	MKU 42120REH29 C ④	329	12180	
	48 x 72 Fix	MKU 4872REH29 C	228	7679	
	48 x 78 Fix	MKU 4878REH29 C	239	8395	
	48 x 84 Fix	MKU 4884REH29 C	251	9131	
	48 x 90 Fix	MKU 4890REH29 C	260	9648	
	48 x 96 Fix	MKU 4896REH29 C	270	10804	
	48 x 120 Fix	MKU 48120REH29 C ④	308	14273	

The Maker Project

Utility Table
29" High (Glides)



Questions?

800 876 2120

⊕ Indicates Number of Bases

Base Options

Base Wire Access (exits below cross rail) **BWA2** \$ 120

Finish Options

Powder Coat, Standard n/c
 Powder Coat, Premium..... \$ 165
 Clear Matte or Clear Gloss Wood Finish, Standard..... \$ n/c
 Alternate Wood Finish \$ 615

Top Options

Custom Cutout (per cutout) **TCC** \$ 120

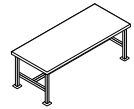
Power + Data Options

Please reference the Power + Data Price List

Wire Management Options

1 Oval Brush Grommet, Location F..... **WOF** \$ 97
 1 Oval Brush Grommet, Location K..... **WOK** \$ 97
 2 Oval Brush Grommets, Location H..... **WOH** \$ 194
 1 Round Grommet, Location F **WRF** \$ 76
 1 Round Grommet, Location K **WRK** \$ 76
 2 Round Grommets, Location H **WRH** \$ 152

Description	Model #	Product Wt	top >	
			Wood	Butcher Block
			edge ordering code (square corner) >	
			WB3S	
			top thickness price >	
			1 3/4"	
24 x 48 Fix	MKU 2448REH29 G	175	3142	
24 x 54 Fix	MKU 2454REH29 G	185	3566	
24 x 60 Fix	MKU 2460REH29 G	195	3566	
24 x 66 Fix	MKU 2466REH29 G	205	3767	
24 x 72 Fix	MKU 2472REH29 G	214	3989	
24 x 78 Fix	MKU 2478REH29 G	224	4427	
24 x 84 Fix	MKU 2484REH29 G	234	4654	
24 x 90 Fix	MKU 2490REH29 G	244	5018	
24 x 96 Fix	MKU 2496REH29 G	254	5290	
30 x 48 Fix	MKU 3048REH29 G	193	3535	
30 x 54 Fix	MKU 3054REH29 G	204	4050	
30 x 60 Fix	MKU 3060REH29 G	216	4050	
30 x 66 Fix	MKU 3066REH29 G	227	4290	
30 x 72 Fix	MKU 3072REH29 G	238	4567	
30 x 78 Fix	MKU 3078REH29 G	250	5150	
30 x 84 Fix	MKU 3084REH29 G	261	5425	
30 x 90 Fix	MKU 3090REH29 G	273	5872	
30 x 96 Fix	MKU 3096REH29 G	284	6212	
36 x 48 Fix	MKU 3648REH29 G	210	3962	
36 x 54 Fix	MKU 3654REH29 G	223	4576	
36 x 60 Fix	MKU 3660REH29 G	236	4576	
36 x 66 Fix	MKU 3666REH29 G	249	4870	
36 x 72 Fix	MKU 3672REH29 G	262	5206	
36 x 78 Fix	MKU 3678REH29 G	276	6029	
36 x 84 Fix	MKU 3684REH29 G	289	6380	
36 x 90 Fix	MKU 3690REH29 G	302	6930	
36 x 96 Fix	MKU 3696REH29 G	315	7344	



To Order, Specify...

- 1 Model Number
- 2 Wood Finish
- 3 Base Color
- 4 Additional Options



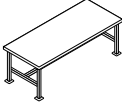


Base Options **Code Price**
Base Wire Access (exits below cross rail) **BWA2** \$ 120

Finish Options
Powder Coat, Standard n/c
Powder Coat, Premium..... \$ 165
Clear Matte or Clear Gloss Wood Finish, Standard..... \$ n/c
Alternate Wood Finish \$ 615

Top Options
Custom Cutout (per cutout) **TCC** \$ 120

Power + Data Options
Please reference the Power + Data Price List

Wire Management Options
1 Oval Brush Grommet, Location F.....**WOF** \$ 97
1 Oval Brush Grommet, Location K.....**WOK** \$ 97
2 Oval Brush Grommets, Location H.....**WOH** \$ 194
1 Round Grommet, Location F**WRF** \$ 76
1 Round Grommet, Location K**WRK** \$ 76
2 Round Grommets, Location H**WRH** \$ 152

	Description	Model #	Product Wt	top >	
				Wood Butcher Block	
				edge ordering code (square corner) >	WB3S
				top thickness price >	1 3/4"
	42 x 60 Fix	MKU 4260REH29 G	257	5403	
	42 x 66 Fix	MKU 4266REH29 G	272	5801	
	42 x 72 Fix	MKU 4272REH29 G	286	6370	
	42 x 78 Fix	MKU 4278REH29 G	301	6974	
	42 x 84 Fix	MKU 4284REH29 G	316	7614	
	42 x 90 Fix	MKU 4290REH29 G	331	8052	
	42 x 96 Fix	MKU 4296REH29 G	345	8798	
	42 x 120 Fix	MKU 42120REH29 G 	426	11668	
	48 x 72 Fix	MKU 4872REH29 G	310	7274	
	48 x 78 Fix	MKU 4878REH29 G	327	7989	
	48 x 84 Fix	MKU 4884REH29 G	343	8723	
	48 x 90 Fix	MKU 4890REH29 G	360	9243	
	48 x 96 Fix	MKU 4896REH29 G	376	10396	
	48 x 120 Fix	MKU 48120REH29 G 	465	13765	

The Maker Project

Utility Table
36" High (Casters)



Questions?

800 876 2120

⊕ Indicates Number of Bases

Base Options

Base Wire Access (exits above cross rail) **BWA2** \$ 120

Finish Options

Powder Coat, Standard n/c
 Powder Coat, Premium..... \$ 165
 Clear Matte or Clear Gloss Wood Finish, Standard..... \$ n/c
 Alternate Wood Finish \$ 615

Top Options

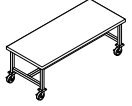
Custom Cutout (per cutout) **TCC** \$ 120

Power + Data Options

Please reference the Power + Data Price List

Wire Management Options

1 Oval Brush Grommet, Location F..... **WOF** \$ 97
 1 Oval Brush Grommet, Location K..... **WOK** \$ 97
 2 Oval Brush Grommets, Location H..... **WOH** \$ 194
 1 Round Grommet, Location F **WRF** \$ 76
 1 Round Grommet, Location K **WRK** \$ 76
 2 Round Grommets, Location H **WRH** \$ 152

	Description	Model #	Product Wt	top >	
				Wood Butcher Block	
				edge ordering code (square corner) >	WB3S
				top thickness price >	1 3/4"
	24 x 48 Fix	MKU 2448REH36 C	178	3575	
	24 x 54 Fix	MKU 2454REH36 C	188	3998	
	24 x 60 Fix	MKU 2460REH36 C	198	3998	
	24 x 66 Fix	MKU 2466REH36 C	208	4200	
	24 x 72 Fix	MKU 2472REH36 C	218	4423	
	24 x 78 Fix	MKU 2478REH36 C	227	4859	
	24 x 84 Fix	MKU 2484REH36 C	237	5092	
	24 x 90 Fix	MKU 2490REH36 C	247	5451	
	24 x 96 Fix	MKU 2496REH36 C	257	5725	
	30 x 48 Fix	MKU 3048REH36 C	205	3967	
	30 x 54 Fix	MKU 3054REH36 C	216	4482	
	30 x 60 Fix	MKU 3060REH36 C	227	4482	
	30 x 66 Fix	MKU 3066REH36 C	232	4725	
	30 x 72 Fix	MKU 3072REH36 C	243	4999	
	30 x 78 Fix	MKU 3078REH36 C	250	5583	
	30 x 84 Fix	MKU 3084REH36 C	255	5859	
	30 x 90 Fix	MKU 3090REH36 C	264	6307	
	30 x 96 Fix	MKU 3096REH36 C	272	6645	
	36 x 48 Fix	MKU 3648REH36 C	214	4396	
	36 x 54 Fix	MKU 3654REH36 C	226	5011	
	36 x 60 Fix	MKU 3660REH36 C	238	5011	
	36 x 66 Fix	MKU 3666REH36 C	245	5302	
	36 x 72 Fix	MKU 3672REH36 C	247	5638	
	36 x 78 Fix	MKU 3678REH36 C	264	6463	
	36 x 84 Fix	MKU 3684REH36 C	271	6814	
	36 x 90 Fix	MKU 3690REH36 C	281	7366	
	36 x 96 Fix	MKU 3696REH36 C	291	7778	

To Order, Specify...

- ① Model Number
- ② Wood Finish
- ③ Base Color
- ④ Additional Options



Base Options

	Code	Price
Base Wire Access (exits above cross rail)	BWA2	\$ 120

Finish Options

Powder Coat, Standard	n/c
Powder Coat, Premium	\$ 165
Clear Matte or Clear Gloss Wood Finish, Standard	\$ n/c
Alternate Wood Finish	\$ 615

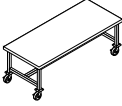
Top Options

Custom Cutout (per cutout)	TCC	\$ 120
----------------------------------	-----	--------

Power + Data Options
Please reference the Power + Data Price List

Wire Management Options

1 Oval Brush Grommet, Location FWOF	\$ 97
1 Oval Brush Grommet, Location KWOK	\$ 97
2 Oval Brush Grommets, Location HWOH	\$ 194
1 Round Grommet, Location FWRF	\$ 76
1 Round Grommet, Location KWRK	\$ 76
2 Round Grommets, Location HWRH	\$ 152



Description	Model #	Product Wt	top >	
			Wood	Butcher Block
			edge ordering code (square corner) >	
			WB3S	
			top thickness price >	
			1 3/4"	
42 x 60 Fix	MKU 4260REH36 C	245	5837	
42 x 66 Fix	MKU 4266REH36 C	258	6232	
42 x 72 Fix	MKU 4272REH36 C	266	6802	
42 x 78 Fix	MKU 4278REH36 C	277	7407	
42 x 84 Fix	MKU 4284REH36 C	288	8049	
42 x 90 Fix	MKU 4290REH36 C	296	8485	
42 x 96 Fix	MKU 4296REH36 C	304	9232	
42 x 120 Fix	MKU 42120REH36 C ④	337	12220	
48 x 72 Fix	MKU 4872REH36 C	236	7708	
48 x 78 Fix	MKU 4878REH36 C	247	8422	
48 x 84 Fix	MKU 4884REH36 C	259	9157	
48 x 90 Fix	MKU 4890REH36 C	268	9677	
48 x 96 Fix	MKU 4896REH36 C	278	10831	
48 x 120 Fix	MKU 48120REH36 C ④	316	14315	

The Maker Project

Utility Table
36" High (Glides)



Questions?

800 876 2120

⊕ Indicates Number of Bases

Base Options

Base Wire Access (exits below cross rail) **BWA2** \$ 120

Finish Options

Powder Coat, Standard n/c
 Powder Coat, Premium..... \$ 165
 Clear Matte or Clear Gloss Wood Finish, Standard..... \$ n/c
 Alternate Wood Finish \$ 615

Top Options

Custom Cutout (per cutout) **TCC** \$ 120

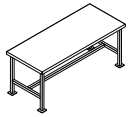
Power + Data Options

Please reference the Power + Data Price List

Wire Management Options

1 Oval Brush Grommet, Location F..... **WOF** \$ 97
 1 Oval Brush Grommet, Location K..... **WOK** \$ 97
 2 Oval Brush Grommets, Location H..... **WOH** \$ 194
 1 Round Grommet, Location F **WRF** \$ 76
 1 Round Grommet, Location K **WRK** \$ 76
 2 Round Grommets, Location H **WRH** \$ 152

Description	Model #	Product Wt	top >	
			Wood	Butcher Block
			edge ordering code (square corner) >	
			WB3S	
			top thickness price >	
			1 3/4"	
24 x 48 Fix	MKU 2448REH36 G	183	3169	
24 x 54 Fix	MKU 2454REH36 G	193	3593	
24 x 60 Fix	MKU 2460REH36 G	203	3593	
24 x 66 Fix	MKU 2466REH36 G	213	3794	
24 x 72 Fix	MKU 2472REH36 G	222	4017	
24 x 78 Fix	MKU 2478REH36 G	232	4454	
24 x 84 Fix	MKU 2484REH36 G	242	4685	
24 x 90 Fix	MKU 2490REH36 G	252	5047	
24 x 96 Fix	MKU 2496REH36 G	262	5318	
30 x 48 Fix	MKU 3048REH36 G	201	3561	
30 x 54 Fix	MKU 3054REH36 G	212	4078	
30 x 60 Fix	MKU 3060REH36 G	224	4078	
30 x 66 Fix	MKU 3066REH36 G	235	4318	
30 x 72 Fix	MKU 3072REH36 G	246	4593	
30 x 78 Fix	MKU 3078REH36 G	258	5177	
30 x 84 Fix	MKU 3084REH36 G	269	5451	
30 x 90 Fix	MKU 3090REH36 G	281	5901	
30 x 96 Fix	MKU 3096REH36 G	292	6240	
36 x 48 Fix	MKU 3648REH36 G	218	3989	
36 x 54 Fix	MKU 3654REH36 G	231	4604	
36 x 60 Fix	MKU 3660REH36 G	244	4604	
36 x 66 Fix	MKU 3666REH36 G	257	4896	
36 x 72 Fix	MKU 3672REH36 G	270	5235	
36 x 78 Fix	MKU 3678REH36 G	284	6060	
36 x 84 Fix	MKU 3684REH36 G	297	6407	
36 x 90 Fix	MKU 3690REH36 G	310	6960	
36 x 96 Fix	MKU 3696REH36 G	323	7372	



To Order, Specify...

- 1 Model Number
- 2 Wood Finish
- 3 Base Color
- 4 Additional Options



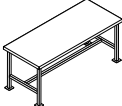


Base Options **Code Price**
Base Wire Access (exits below cross rail) **BWA2** \$ 120

Finish Options
Powder Coat, Standard n/c
Powder Coat, Premium..... \$ 165
Clear Matte or Clear Gloss Wood Finish, Standard..... \$ n/c
Alternate Wood Finish \$ 615

Top Options
Custom Cutout (per cutout) **TCC** \$ 120

Power + Data Options
Please reference the Power + Data Price List

Wire Management Options
1 Oval Brush Grommet, Location F.....**WOF** \$ 97
1 Oval Brush Grommet, Location K.....**WOK** \$ 97
2 Oval Brush Grommets, Location H.....**WOH** \$ 194
1 Round Grommet, Location F**WRF** \$ 76
1 Round Grommet, Location K**WRK** \$ 76
2 Round Grommets, Location H**WRH** \$ 152

	Description	Model #	Product Wt	top >	
				Wood Butcher Block	
				edge ordering code (square corner) >	WB3S
				top thickness price >	1 3/4"
	42 x 60 Fix	MKU 4260REH36 G	265	5430	
	42 x 66 Fix	MKU 4266REH36 G	280	5827	
	42 x 72 Fix	MKU 4272REH36 G	294	6399	
	42 x 78 Fix	MKU 4278REH36 G	309	7002	
	42 x 84 Fix	MKU 4284REH36 G	324	7641	
	42 x 90 Fix	MKU 4290REH36 G	339	8080	
	42 x 96 Fix	MKU 4296REH36 G	353	8826	
	42 x 120 Fix	MKU 42120REH36 G 	434	11711	
	48 x 72 Fix	MKU 4872REH36 G	318	7301	
	48 x 78 Fix	MKU 4878REH36 G	335	8018	
	48 x 84 Fix	MKU 4884REH36 G	351	8750	
	48 x 90 Fix	MKU 4890REH36 G	368	9271	
	48 x 96 Fix	MKU 4896REH36 G	384	10423	
	48 x 120 Fix	MKU 48120REH36 G 	473	13806	

The Maker Project

Utility Table
42" High (Casters)



Questions?

800 876 2120

⊕ Indicates Number of Bases

Base Options

Base Wire Access (exits above cross rail) **BWA2** \$ 120

Finish Options

Powder Coat, Standard n/c
 Powder Coat, Premium..... \$ 165
 Clear Matte or Clear Gloss Wood Finish, Standard..... \$ n/c
 Alternate Wood Finish \$ 615

Top Options

Custom Cutout (per cutout) **TCC** \$ 120

Power + Data Options

Please reference the Power + Data Price List

Wire Management Options

1 Oval Brush Grommet, Location F..... **WOF** \$ 97
 1 Oval Brush Grommet, Location K..... **WOK** \$ 97
 2 Oval Brush Grommets, Location H..... **WOH** \$ 194
 1 Round Grommet, Location F **WRF** \$ 76
 1 Round Grommet, Location K **WRK** \$ 76
 2 Round Grommets, Location H **WRH** \$ 152

	Description	Model #	Product Wt	top >
				Wood
				Butcher Block
				WB3S
				edge ordering code (square corner) >
				1 3/4"
				top thickness price >
	24 x 48 Fix	MKU 2448REH42 C	183	3599
	24 x 54 Fix	MKU 2454REH42 C	193	4022
	24 x 60 Fix	MKU 2460REH42 C	203	4022
	24 x 66 Fix	MKU 2466REH42 C	213	4222
	24 x 72 Fix	MKU 2472REH42 C	223	4446
	24 x 78 Fix	MKU 2478REH42 C	232	4884
	24 x 84 Fix	MKU 2484REH42 C	242	5113
	24 x 90 Fix	MKU 2490REH42 C	252	5476
	24 x 96 Fix	MKU 2496REH42 C	262	5748
	30 x 48 Fix	MKU 3048REH42 C	210	3992
	30 x 54 Fix	MKU 3054REH42 C	221	4507
	30 x 60 Fix	MKU 3060REH42 C	232	4507
	30 x 66 Fix	MKU 3066REH42 C	237	4747
	30 x 72 Fix	MKU 3072REH42 C	248	5022
	30 x 78 Fix	MKU 3078REH42 C	255	5606
	30 x 84 Fix	MKU 3084REH42 C	260	5881
	30 x 90 Fix	MKU 3090REH42 C	269	6330
	30 x 96 Fix	MKU 3096REH42 C	277	6668
	36 x 48 Fix	MKU 3648REH42 C	219	4417
	36 x 54 Fix	MKU 3654REH42 C	231	5034
	36 x 60 Fix	MKU 3660REH42 C	243	5034
	36 x 66 Fix	MKU 3666REH42 C	250	5327
	36 x 72 Fix	MKU 3672REH42 C	262	5664
	36 x 78 Fix	MKU 3678REH42 C	269	6486
	36 x 84 Fix	MKU 3684REH42 C	276	6837
	36 x 90 Fix	MKU 3690REH42 C	286	7388
	36 x 96 Fix	MKU 3696REH42 C	296	7800

To Order, Specify...

- 1 Model Number
- 2 Wood Finish
- 3 Base Color
- 4 Additional Options



Base Options

Base Wire Access (exits above cross rail)	BWA2	\$ 120
---	-------------	--------

Finish Options

Powder Coat, Standard		n/c
Powder Coat, Premium.....		\$ 165
Clear Matte or Clear Gloss Wood Finish, Standard.....		\$ n/c
Alternate Wood Finish		\$ 615


Top Options



Custom Cutout (per cutout)	TCC	\$ 120
----------------------------------	------------	--------

Power + Data Options
Please reference the Power + Data Price List

Wire Management Options

1 Oval Brush Grommet, Location F.....	WOF	\$ 97
1 Oval Brush Grommet, Location K.....	WOK	\$ 97
2 Oval Brush Grommets, Location H.....	WOH	\$ 194
1 Round Grommet, Location F	WRF	\$ 76
1 Round Grommet, Location K	WRK	\$ 76
2 Round Grommets, Location H	WRH	\$ 152



Description	Model #	Product Wt	top >
			Wood Butcher Block
			edge ordering code (square corner) >
			WB3S
			top thickness price >
			1 3/4"
42 x 60 Fix	MKU 4260REH42 C	250	5861
42 x 66 Fix	MKU 4266REH42 C	263	6256
42 x 72 Fix	MKU 4272REH42 C	271	6827
42 x 78 Fix	MKU 4278REH42 C	282	7431
42 x 84 Fix	MKU 4284REH42 C	293	8073
42 x 90 Fix	MKU 4290REH42 C	301	8510
42 x 96 Fix	MKU 4296REH42 C	309	9252
42 x 120 Fix	MKU 42120REH42 C 	342	12255
48 x 72 Fix	MKU 4872REH42 C	287	7731
48 x 78 Fix	MKU 4878REH42 C	336	8446
48 x 84 Fix	MKU 4884REH42 C	353	9183
48 x 90 Fix	MKU 4890REH42 C	369	9701
48 x 96 Fix	MKU 4896REH42 C	385	10854
48 x 120 Fix	MKU 48120REH42 C 	479	14350

The Maker Project

Utility Table
42" High (Glides)



Questions?

800 876 2120

⊕ Indicates Number of Bases

Base Options

Base Wire Access (exits below cross rail) **BWA2** \$ 120

Finish Options

Powder Coat, Standard n/c
 Powder Coat, Premium..... \$ 165
 Clear Matte or Clear Gloss Wood Finish, Standard..... \$ n/c
 Alternate Wood Finish \$ 615

Top Options

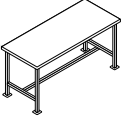
Custom Cutout (per cutout) **TCC** \$ 120

Power + Data Options

Please reference the Power + Data Price List

Wire Management Options

1 Oval Brush Grommet, Location F..... **WOF** \$ 97
 1 Oval Brush Grommet, Location K..... **WOK** \$ 97
 2 Oval Brush Grommets, Location H..... **WOH** \$ 194
 1 Round Grommet, Location F **WRF** \$ 76
 1 Round Grommet, Location K **WRK** \$ 76
 2 Round Grommets, Location H **WRH** \$ 152

	Description	Model #	Product Wt	top >	
				Wood Butcher Block	
				edge ordering code (square corner) >	WB3S
				top thickness price >	1 3/4"
	24 x 48 Fix	MKU 2448REH42 G	188	3192	
	24 x 54 Fix	MKU 2454REH42 G	198	3618	
	24 x 60 Fix	MKU 2460REH42 G	208	3618	
	24 x 66 Fix	MKU 2466REH42 G	218	3819	
	24 x 72 Fix	MKU 2472REH42 G	227	4041	
	24 x 78 Fix	MKU 2478REH42 G	237	4479	
	24 x 84 Fix	MKU 2484REH42 G	247	4708	
	24 x 90 Fix	MKU 2490REH42 G	257	5069	
	24 x 96 Fix	MKU 2496REH42 G	267	5341	
	30 x 48 Fix	MKU 3048REH42 G	206	3586	
	30 x 54 Fix	MKU 3054REH42 G	217	3586	
	30 x 60 Fix	MKU 3060REH42 G	229	4101	
	30 x 66 Fix	MKU 3066REH42 G	240	4342	
	30 x 72 Fix	MKU 3072REH42 G	251	4618	
	30 x 78 Fix	MKU 3078REH42 G	263	5200	
	30 x 84 Fix	MKU 3084REH42 G	274	5476	
	30 x 90 Fix	MKU 3090REH42 G	286	5923	
	30 x 96 Fix	MKU 3096REH42 G	297	6265	
	36 x 48 Fix	MKU 3648REH42 G	223	4014	
	36 x 54 Fix	MKU 3654REH42 G	236	4626	
	36 x 60 Fix	MKU 3660REH42 G	249	4626	
	36 x 66 Fix	MKU 3666REH42 G	262	4922	
	36 x 72 Fix	MKU 3672REH42 G	275	5257	
	36 x 78 Fix	MKU 3678REH42 G	289	6079	
	36 x 84 Fix	MKU 3684REH42 G	302	6432	
	36 x 90 Fix	MKU 3690REH42 G	315	6982	
	36 x 96 Fix	MKU 3696REH42 G	328	7396	

To Order, Specify...

- 1 Model Number
- 2 Wood Finish
- 3 Base Color
- 4 Additional Options



Base Options

	Code	Price
Base Wire Access (exits below cross rail)	BWA2	\$ 120

Finish Options

Powder Coat, Standard	n/c
Powder Coat, Premium.....	\$ 165
Clear Matte or Clear Gloss Wood Finish, Standard.....	\$ n/c
Alternate Wood Finish	\$ 615

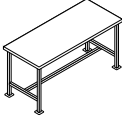


Top Options

Custom Cutout (per cutout)	TCC	\$ 120
----------------------------------	-----	--------

Power + Data Options
Please reference the Power + Data Price List

Wire Management Options

1 Oval Brush Grommet, Location F.....	.WOF	\$ 97
1 Oval Brush Grommet, Location K.....	.WOK	\$ 97
2 Oval Brush Grommets, Location H.....	.WOH	\$ 194
1 Round Grommet, Location FWRF	\$ 76
1 Round Grommet, Location KWRK	\$ 76
2 Round Grommets, Location HWRH	\$ 152

			top >	Wood Butcher Block
			edge ordering code (square corner) >	WB3S
			top thickness price >	1 3/4"
	Description	Model #	Product Wt	
42 x 60 Fix	MKU 4260REH42 G	270		5453
42 x 66 Fix	MKU 4266REH42 G	285		5849
42 x 72 Fix	MKU 4272REH42 G	299		6420
42 x 78 Fix	MKU 4278REH42 G	314		7025
42 x 84 Fix	MKU 4284REH42 G	329		7666
42 x 90 Fix	MKU 4290REH42 G	344		8103
42 x 96 Fix	MKU 4296REH42 G	358		8849
42 x 120 Fix	MKU 42120REH42 G 	439		11746
48 x 72 Fix	MKU 4872REH42 G	323		7324
48 x 78 Fix	MKU 4878REH42 G	340		8039
48 x 84 Fix	MKU 4884REH42 G	356		8774
48 x 90 Fix	MKU 4890REH42 G	373		9294
48 x 96 Fix	MKU 4896REH42 G	389		10448
48 x 120 Fix	MKU 48120REH42 G 	478		13843



Questions?

800 876 2120

Finish Options

Powder Coat, Standard	n/c
Powder Coat, Premium.....	\$ 165
Clear Matte or Clear Gloss Wood Finish, Standard.....	\$ n/c
Alternate Wood Finish	\$ 615

				top >	Wood Butcher Block
				edge ordering code (square corner) >	WB3S
				top thickness price >	1 3/4"
	Description	Model #	Product Wt		
	36 Fix	MKO 36SQH16 C	135		3423
	42 Fix	MKO 42SQH16 C	164		4315
	48 Fix	MKO 48SQH16 C	196		5198
	18 x 48 Fix	MKO 1848REH16 C	109		2859


To Order, Specify...

- 1 Model Number
- 2 Wood Finish
- 3 Base Color
- 4 Additional Options



Finish Options

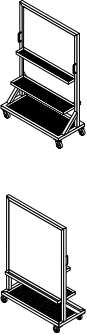
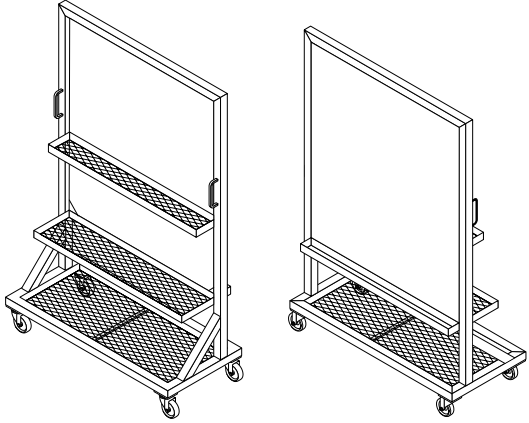
Powder Coat, Standard	n/c
Powder Coat, Premium.....	\$ 165
Clear Matte or Clear Gloss Wood Finish, Standard.....	\$ n/c
Alternate Wood Finish	\$ 615

			top >	Wood Butcher Block
			edge ordering code (square corner) >	WB3S
			top thickness price >	1 3/4"
	Description	Model #	Product Wt	
	36 Fix	MKO 36SQH16 G	115	3247
42 Fix	MKO 42SQH16 G	143	4139	
48 Fix	MKO 48SQH16 G	196	5022	
18 x 48 Fix	MKO 1848REH16 G	109	2686	

Questions?
800 876 2120

Finish Options

Powder Coat, Standard n/c
Powder Coat, Premium..... \$ 165

	Description	Model #	Product Wt	Price	
	21 x 46 Fix	MKW 2146H72 C	200	5558	 <p>Features Two sided magnetic dry erase writing surface Marker holder is standard Overall width: 45" Overall depth: 22" Overall height: 72"</p>

To Order, Specify...

- 1 Model Number
- 2 Frame Finish

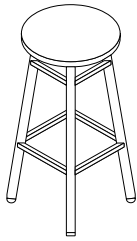






Questions?

800 876 2120

☐ Quickship Program Product

Finish Options

Powder Coat, Standard	n/c
Powder Coat, Premium.....	\$ 165
Clear Matte or Clear Gloss Wood Finish, Standard.....	\$ n/c
Alternate Wood Finish	\$ 77

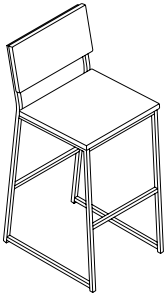



Style	Description	Model #	Product Wt	Price	The Maker Project
Stool (Static Seat)					
18" Seat Height			☐		
	Seat - Wood	MKL-67S18	21	515	
24" Seat Height			☐		
	Seat - Wood	MKL-67S24	25	533	
29" Seat Height			☐		
	Seat - Wood	MKL-67S29	26	537	
Stool (Adjustable/ Swivel Seat)					
18" Seat Height			☐		
	Seat - Wood	MKL-67AS18	25	702	
24" Seat Height			☐		
	Seat - Wood	MKL-67AS24	29	719	
29" Seat Height			☐		
	Seat - Wood	MKL-67AS29	30	725	

To Order, Specify...

- ① Model Number
- ② Frame Finish
- ③ Wood Finish

Finish Options

Powder Coat, Standard	n/c
Powder Coat, Premium.....	\$ 165
Clear Matte or Clear Gloss Wood Finish, Standard.....	\$ n/c
Alternate Wood Finish	\$ 175

Style	Description	Model #	Product Wt	Price	The Maker Project
Chair					
18" Seat Height					
	Sled Base Without Arms Seat - Wood Back - Wood	MKS-07	21	858	
Stool					
24" Seat Height					
	Sled Base Without Arms Seat - Wood Back - Wood	MKS-07S24	23	902	
29" Seat Height					
	Sled Base Without Arms Seat - Wood Back - Wood	MKS-07S29	25	918	

The Maker Project

Utility Bench
+ Cushion


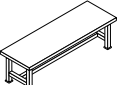
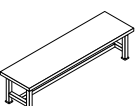



Questions?

800 876 2120

Finish Options

Powder Coat, Standard	n/c
Powder Coat, Premium.....	\$ 165
Clear Matte or Clear Gloss Wood Finish, Standard.....	\$ n/c
Alternate Wood Finish	\$ 369

				material > grade >					
Style	Description	Model #	Wt	Butcher Block	Fabric Grade 2 or COM	Fabric Grade 3	Fabric Grade 4	Fabric Grade 5	Fabric Grade 6
Maker Bench									
20 x 48	 Seat - Wood	MKL2048-67	106	2829					
20 x 60	 Seat - Wood	MKL2060-67	113	3191					
20 x 72	 Seat - Wood	MKL2072-67	130	3553					
Maker Bench Cushion (Only)									
18 x 20	 Qty of 1	AMKC1820	5		167	221	275	329	384

Bench To Order, Specify...

- 1 Model Number
- 2 Wood Finish
- 3 Frame Color

Cushion To Order, Specify...

- 1 Model Number
- 2 Upholstery Selection

The Maker Project

Maker A Round
29" High



VERSTEEL

Questions?

800 876 2120

Base Options

Base Wire Access **BWA1** \$ 60

Finish Options

Powder Coat, Standard n/c
 Powder Coat, Premium..... \$ 165
 Clear Matte or Clear Gloss Wood Finish, Standard..... \$ n/c
 Alternate Wood Finish, Maker A..... \$ 615

Power + Data Options

Please reference the Power + Data Price List

Wire Management Options

1 Oval Brush Grommet, Location K..... **WOK** \$ 97
 1 Round Grommet, Location K..... **WRK** \$ 76
 Wire Trough & Cutout..... **WTC** \$ 372

			top >	Wood Butcher Block
		edge ordering code (square corner) >		WB3S
		top thickness price >		1 3/4"
	Description	Model #	Product Wt	
	42	MKA 42RDH29	196	4539
	48	MKA 48RDH29	222	5342
	54	MKA 54RDH29	251	6434
	60	MKA 60RDH29	284	7995

To Order, Specify...

- 1 Model Number
- 2 Wood Finish
- 3 Base Color
- 4 Additional Options



Base Options	Code	Price
Base Wire Access	BWA1	\$ 60

Finish Options		
Powder Coat, Standard		n/c
Powder Coat, Premium.....		\$ 165
Clear Matte or Clear Gloss Wood Finish, Standard.....		\$ n/c
Alternate Wood Finish, Maker A.....		\$ 615

Power + Data Options
 Please reference the Power + Data Price List

Wire Management Options		
1 Oval Brush Grommet, Location K.....	WOK	\$ 97
1 Round Grommet, Location K.....	WRK	\$ 76
Wire Trough & Cutout.....	WTC	\$ 372

			top >	Wood Butcher Block
		edge ordering code (square corner) >		WB3S
		top thickness price >		1 3/4"
	Description	Model #	Product Wt	
	42	MKA 42RDH36	206	4620
	48	MKA 48RDH36	232	5425
	54	MKA 54RDH36	261	6516
	60	MKA 60RDH36	294	8079

The Maker Project

Maker A Round
42" High



VERSTEEL

Questions?

800 876 2120

Base Options

Base Wire Access **BWA1** \$ 60

Finish Options

Powder Coat, Standard n/c
 Powder Coat, Premium..... \$ 165
 Clear Matte or Clear Gloss Wood Finish, Standard..... \$ n/c
 Alternate Wood Finish, Maker A..... \$ 615

Power + Data Options

Please reference the Power + Data Price List

Wire Management Options

1 Oval Brush Grommet, Location K..... **WOK** \$ 97
 1 Round Grommet, Location K..... **WRK** \$ 76
 Wire Trough & Cutout..... **WTC** \$ 372

				top >	Wood Butcher Block
				edge ordering code (square corner) >	WB3S
				top thickness price >	1 3/4"
	Description	Model #	Product Wt		
	42	MKA 42RDH42	216		4695
	48	MKA 48RDH42	242		5498
	54	MKA 54RDH42	271		6589
	60	MKA 60RDH42	304		8150

To Order, Specify...

- 1 Model Number
- 2 Wood Finish
- 3 Base Color
- 4 Additional Options



Base Options	Code	Price
Base Wire Access	BWA1	\$ 60

Finish Options		
Powder Coat, Standard		n/c
Powder Coat, Premium.....		\$ 165
Clear Matte or Clear Gloss Wood Finish, Standard.....		\$ n/c
Alternate Wood Finish, Maker A.....		\$ 615

Power + Data Options
 Please reference the Power + Data Price List

Wire Management Options		
1 Oval Brush Grommet, Location K.....	WOK	\$ 97
1 Round Grommet, Location K.....	WRK	\$ 76
Wire Trough & Cutout.....	WTC	\$ 372

				top >	Wood Butcher Block
			edge ordering code (square corner) >		WB3S
			top thickness price >		1 3/4"
	Description	Model #	Product Wt		
	42	MKA 42SQH29	196		4539
	48	MKA 48SQH29	222		5342
	54	MKA 54SQH29	251		6434
	60	MKA 60SQH29	284		7995

The Maker Project

Maker A Square
36" High



Questions?

800 876 2120

Base Options

Base Wire Access **BWA1** \$ 60

Finish Options


Powder Coat, Standard n/c
 Powder Coat, Premium..... \$ 165
 Clear Matte or Clear Gloss Wood Finish, Standard..... \$ n/c
 Alternate Wood Finish, Maker A..... \$ 615

Power + Data Options

Please reference the Power + Data Price List

Wire Management Options

1 Oval Brush Grommet, Location K..... **WOK** \$ 97
 1 Round Grommet, Location K..... **WRK** \$ 76
 Wire Trough & Cutout..... **WTC** \$ 372

Description	Model #	Product Wt	top >	
			Wood Butcher Block	
edge ordering code (square corner) >			WB3S	
top thickness price >			1 3/4"	
 42	MKA 42SQH36	206	4620	
48	MKA 48SQH36	232	5425	
54	MKA 54SQH36	261	6516	
60	MKA 60SQH36	294	8079	

To Order, Specify...

- 1 Model Number
- 2 Wood Finish
- 3 Base Color
- 4 Additional Options



Base Options	Code	Price
Base Wire Access	BWA1	\$ 60

Finish Options		
Powder Coat, Standard		n/c
Powder Coat, Premium.....		\$ 165
Clear Matte or Clear Gloss Wood Finish, Standard.....		\$ n/c
Alternate Wood Finish, Maker A.....		\$ 615

Power + Data Options
 Please reference the Power + Data Price List

Wire Management Options		
1 Oval Brush Grommet, Location K.....	WOK	\$ 97
1 Round Grommet, Location K.....	WRK	\$ 76
Wire Trough & Cutout.....	WTC	\$ 372

			top >	Wood Butcher Block
		edge ordering code (square corner) >		WB3S
		top thickness price >		1 3/4"
	Description	Model #	Product Wt	
	42	MKA 42SQH42	216	4695
	48	MKA 48SQH42	242	5498
	54	MKA 54SQH42	271	6589
	60	MKA 60SQH42	304	8150

The Maker Project
 Maker A Rectangle
 29" High



Questions?

800 876 2120

⊕ Indicates Number of Bases

Base Options

Base Wire Access **BWA2** \$ 120

Finish Options

Powder Coat, Standard n/c
 Powder Coat, Premium..... \$ 165
 Clear Matte or Clear Gloss Wood Finish, Standard..... \$ n/c
 Alternate Wood Finish, Maker A..... \$ 615

Power + Data Options

Please reference the Power + Data Price List

Wire Management Options

1 Oval Brush Grommet, Location F.....**WOF** \$ 97
 1 Oval Brush Grommet, Location K.....**WOK** \$ 97
 2 Oval Brush Grommets, Location H.....**WOH** \$ 194
 1 Round Grommet, Location F.....**WRF** \$ 76
 1 Round Grommet, Location K.....**WRK** \$ 76
 2 Round Grommets, Location H.....**WRH** \$ 152
 Wire Trough & Cutout (tables up to 96').....**WTC** \$ 530

	Description	Model #	Product Wt	top >	
				Wood Butcher Block	
				edge ordering code (square corner) >	WB3S
				top thickness price >	1 3/4"
	30 x 48	MKA 3048REH29	182	3870	
	30 x 54	MKA 3054REH29	192	4121	
	30 x 60	MKA 3060REH29	202	4365	
	30 x 66	MKA 3066REH29	211	4594	
	30 x 72	MKA 3072REH29	221	4858	
	30 x 84	MKA 3084REH29	240	5696	
	30 x 96	MKA 3096REH29	260	6463	
	30 x 108	MKA 30108REH29 ③	301	7369	
	30 x 120	MKA 30120REH29 ③	320	8233	
	30 x 144	MKA 30144REH29 ③	359	9938	
	36 x 48	MKA 3648REH29	195	4273	
	36 x 54	MKA 3654REH29	207	4579	
	36 x 60	MKA 3660REH29	218	4869	
	36 x 66	MKA 3666REH29	229	5153	
	36 x 72	MKA 3672REH29	241	5477	
	36 x 84	MKA 3684REH29	263	6629	
	36 x 96	MKA 3696REH29	286	7573	
	36 x 108	MKA 36108REH29 ③	330	8648	
	36 x 120	MKA 36120REH29 ③	353	9717	
	36 x 144	MKA 36144REH29 ③	398	12119	
	42 x 48	MKA 4248REH29	208	4916	
	42 x 54	MKA 4254REH29	221	5299	
	42 x 60	MKA 4260REH29	234	5673	
	42 x 66	MKA 4266REH29	247	6060	
	42 x 72	MKA 4272REH29	260	6617	
	42 x 84	MKA 4284REH29	286	7843	
	42 x 96	MKA 4296REH29	312	9004	
	42 x 108	MKA 42108REH29 ③	360	10291	
	42 x 120	MKA 42120REH29 ③	386	11591	
	42 x 144	MKA 42144REH29 ③	437	14154	

To Order, Specify...

- ① Model Number
- ② Wood Finish
- ③ Base Color
- ④ Additional Options



Base Options	Code	Price
Base Wire Access	BWA2	\$ 120

Finish Options		
Powder Coat, Standard		n/c
Powder Coat, Premium.....		\$ 165
Clear Matte or Clear Gloss Wood Finish, Standard.....		\$ n/c
Alternate Wood Finish, Maker A.....		\$ 615

Power + Data Options
Please reference the Power + Data Price List

Wire Management Options		
1 Oval Brush Grommet, Location F.....	WOF	\$ 97
1 Oval Brush Grommet, Location K.....	WOK	\$ 97
2 Oval Brush Grommets, Location H.....	WOH	\$ 194
1 Round Grommet, Location F.....	WRF	\$ 76
1 Round Grommet, Location K.....	WRK	\$ 76
2 Round Grommets, Location H.....	WRH	\$ 152
Wire Trough & Cutout (tables up to 96').....	WTC	\$ 530

	Description	Model #	Product Wt	top >
				Wood Butcher Block
				edge ordering code (square corner) >
				WB3S
top thickness price >	1 3/4"			
	48 x 54	MKA 4854REH29	221	5733
	48 x 60	MKA 4860REH29	251	6385
	48 x 66	MKA 4866REH29	265	7034
	48 x 72	MKA 4872REH29	280	7501
	48 x 84	MKA 4884REH29	309	8929
	48 x 96	MKA 4896REH29	338	10581
	48 x 108	MKA 48108REH29 ③	389	11764
	48 x 120	MKA 48120REH29 ③	418	13653
	48 x 144	MKA 48144REH29 ③	477	16705
	54 x 60	MKA 5460REH29	267	7142
	54 x 66	MKA 5466REH29	283	7942
	54 x 72	MKA 5472REH29	300	8433
	54 x 84	MKA 5484REH29	332	10085
	54 x 96	MKA 5496REH29	365	11573
	54 x 108	MKA 54108REH29 ③	419	13685
	54 x 120	MKA 54120REH29 ③	451	14978
	54 x 144	MKA 54144REH29 ③	516	17556
	60 x 66	MKA 6066REH29	302	8854
	60 x 72	MKA 6072REH29	319	9489
	60 x 84	MKA 6084REH29	355	11376
	60 x 96	MKA 6096REH29	391	13451
	60 x 108	MKA 60108REH29 ③	448	15368
	60 x 120	MKA 60120REH29 ③	484	17430
	60 x 144	MKA 60144REH29 ③	556	21730

The Maker Project
 Maker A Rectangle
 36" High



Questions?

800 876 2120

⊕ Indicates Number of Bases

Base Options

Base Wire Access **BWA2** \$ 120

Finish Options

Powder Coat, Standard n/c
 Powder Coat, Premium..... \$ 165
 Clear Matte or Clear Gloss Wood Finish, Standard..... \$ n/c
 Alternate Wood Finish, Maker A..... \$ 615

Code Price

Power + Data Options

Please reference the Power + Data Price List

Wire Management Options

1 Oval Brush Grommet, Location F.....**WOF** \$ 97
 1 Oval Brush Grommet, Location K.....**WOK** \$ 97
 2 Oval Brush Grommets, Location H.....**WOH** \$ 194
 1 Round Grommet, Location F.....**WRF** \$ 76
 1 Round Grommet, Location K.....**WRK** \$ 76
 2 Round Grommets, Location H.....**WRH** \$ 152
 Wire Trough & Cutout (tables up to 96').....**WTC** \$ 530

	Description	Model #	Product Wt	top >	
				Wood Butcher Block	
				edge ordering code (square corner) >	WB3S
				top thickness price >	1 3/4"
	30 x 48	MKA 3048REH36	193	3955	
	30 x 54	MKA 3054REH36	203	4204	
	30 x 60	MKA 3060REH36	213	4448	
	30 x 66	MKA 3066REH36	222	4677	
	30 x 72	MKA 3072REH36	232	4942	
	30 x 84	MKA 3084REH36	251	5780	
	30 x 96	MKA 3096REH36	271	6545	
	30 x 108	MKA 30108REH36 ①	317	7493	
	30 x 120	MKA 30120REH36 ①	337	8359	
	30 x 144	MKA 30144REH36 ①	375	10061	
	36 x 48	MKA 3648REH36	206	4358	
	36 x 54	MKA 3654REH36	218	4653	
	36 x 60	MKA 3660REH36	229	4952	
	36 x 66	MKA 3666REH36	240	5237	
	36 x 72	MKA 3672REH36	252	5560	
	36 x 84	MKA 3684REH36	274	6714	
	36 x 96	MKA 3696REH36	297	7657	
	36 x 108	MKA 36108REH36 ①	347	8802	
	36 x 120	MKA 36120REH36 ①	369	9842	
	36 x 144	MKA 36144REH36 ①	415	12245	
	42 x 48	MKA 4248REH36	220	4999	
	42 x 54	MKA 4254REH36	233	5378	
	42 x 60	MKA 4260REH36	245	5757	
	42 x 66	MKA 4266REH36	258	6143	
	42 x 72	MKA 4272REH36	271	6700	
	42 x 84	MKA 4284REH36	297	7924	
	42 x 96	MKA 4296REH36	323	9087	
	42 x 108	MKA 42108REH36 ①	376	10416	
	42 x 120	MKA 42120REH36 ①	402	11715	
	42 x 144	MKA 42144REH36 ①	454	14278	

To Order, Specify...

- ① Model Number
- ② Wood Finish
- ③ Base Color
- ④ Additional Options



Base Options	Code	Price
Base Wire Access	BWA2	\$ 120

Finish Options		
Powder Coat, Standard		n/c
Powder Coat, Premium.....		\$ 165
Clear Matte or Clear Gloss Wood Finish, Standard.....		\$ n/c
Alternate Wood Finish, Maker A.....		\$ 615

Power + Data Options
 Please reference the Power + Data Price List

Wire Management Options		
1 Oval Brush Grommet, Location F.....	WOF	\$ 97
1 Oval Brush Grommet, Location K.....	WOK	\$ 97
2 Oval Brush Grommets, Location H.....	WOH	\$ 194
1 Round Grommet, Location F.....	WRF	\$ 76
1 Round Grommet, Location K.....	WRK	\$ 76
2 Round Grommets, Location H.....	WRH	\$ 152
Wire Trough & Cutout (tables up to 96').....	WTC	\$ 530

				top >	Wood Butcher Block
				edge ordering code (square corner) >	WB3S
				top thickness price >	1 3/4"
	Description	Model #	Product Wt		
	48 x 54	MKA 4854REH36	247	5858	
	48 x 60	MKA 4860REH36	262	6470	
	48 x 66	MKA 4866REH36	276	7117	
	48 x 72	MKA 4872REH36	291	7585	
	48 x 84	MKA 4884REH36	320	9013	
	48 x 96	MKA 4896REH36	349	10665	
	48 x 108	MKA 48108REH36 ③	406	11890	
	48 x 120	MKA 48120REH36 ③	435	13777	
	48 x 144	MKA 48144REH36 ③	493	16832	
	54 x 60	MKA 5460REH36	278	7225	
	54 x 66	MKA 5466REH36	295	7969	
	54 x 72	MKA 5472REH36	311	8516	
	54 x 84	MKA 5484REH36	343	10169	
	54 x 96	MKA 5496REH36	376	11656	
	54 x 108	MKA 54108REH36 ③	435	13818	
	54 x 120	MKA 54120REH36 ③	468	15101	
	54 x 144	MKA 54144REH36 ③	533	17684	
	60 x 66	MKA 6066REH36	313	8938	
	60 x 72	MKA 6072REH36	330	9573	
	60 x 84	MKA 6084REH36	366	11459	
	60 x 96	MKA 6096REH36	402	13534	
	60 x 108	MKA 60108REH36 ③	465	15494	
	60 x 120	MKA 60120REH36 ③	501	17554	
	60 x 144	MKA 60144REH36 ③	572	20462	

The Maker Project

Maker A Rectangle

42" High



Questions?

800 876 2120

⊕ Indicates Number of Bases

Base Options

Base Wire Access **BWA2** \$ 120

Finish Options

Powder Coat, Standard n/c
 Powder Coat, Premium..... \$ 165
 Clear Matte or Clear Gloss Wood Finish, Standard..... \$ n/c
 Alternate Wood Finish, Maker A..... \$ 615

Code Price

Power + Data Options

Please reference the Power + Data Price List

Wire Management Options

1 Oval Brush Grommet, Location F.....**WOF** \$ 97
 1 Oval Brush Grommet, Location K.....**WOK** \$ 97
 2 Oval Brush Grommets, Location H.....**WOH** \$ 194
 1 Round Grommet, Location F.....**WRF** \$ 76
 1 Round Grommet, Location K.....**WRK** \$ 76
 2 Round Grommets, Location H.....**WRH** \$ 152
 Wire Trough & Cutout (tables up to 96').....**WTC** \$ 530

	Description	Model #	Product Wt	top >	
				Wood Butcher Block	
				edge ordering code (square corner) >	WB3S
				top thickness price >	1 3/4"
	30 x 48	MKA 3048REH42	203	4025	
	30 x 54	MKA 3054REH42	212	4275	
	30 x 60	MKA 3060REH42	222	4518	
	30 x 66	MKA 3066REH42	232	4749	
	30 x 72	MKA 3072REH42	241	5014	
	30 x 84	MKA 3084REH42	261	5849	
	30 x 96	MKA 3096REH42	280	6618	
	30 x 108	MKA 30108REH42 ①	331	7601	
	30 x 120	MKA 30120REH42 ①	351	8466	
	30 x 144	MKA 30144REH42 ①	390	10168	
	36 x 48	MKA 3648REH42	216	4428	
	36 x 54	MKA 3654REH42	227	4726	
	36 x 60	MKA 3660REH42	239	5022	
	36 x 66	MKA 3666REH42	250	5307	
	36 x 72	MKA 3672REH42	261	5633	
	36 x 84	MKA 3684REH42	284	6784	
	36 x 96	MKA 3696REH42	306	7728	
	36 x 108	MKA 36108REH42 ①	361	8769	
	36 x 120	MKA 36120REH42 ①	384	9950	
	36 x 144	MKA 36144REH42 ①	429	12240	
	42 x 48	MKA 4248REH42	229	5070	
	42 x 54	MKA 4254REH42	242	5521	
	42 x 60	MKA 4260REH42	255	5829	
	42 x 66	MKA 4266REH42	268	6212	
	42 x 72	MKA 4272REH42	281	6772	
	42 x 84	MKA 4284REH42	307	7996	
	42 x 96	MKA 4296REH42	333	9160	
	42 x 108	MKA 42108REH42 ①	391	7183	
	42 x 120	MKA 42120REH42 ①	416	11822	
	42 x 144	MKA 42144REH42 ①	468	14384	

To Order, Specify...

- ① Model Number
- ② Wood Finish
- ③ Base Color
- ④ Additional Options




Base Options	Code	Price
Base Wire Access	BWA2	\$ 120

Finish Options		
Powder Coat, Standard		n/c
Powder Coat, Premium.....		\$ 165
Clear Matte or Clear Gloss Wood Finish, Standard.....		\$ n/c
Alternate Wood Finish, Maker A.....		\$ 615

Power + Data Options
Please reference the Power + Data Price List

Wire Management Options		
1 Oval Brush Grommet, Location F.....	WOF	\$ 97
1 Oval Brush Grommet, Location K.....	WOK	\$ 97
2 Oval Brush Grommets, Location H.....	WOH	\$ 194
1 Round Grommet, Location F.....	WRF	\$ 76
1 Round Grommet, Location K.....	WRK	\$ 76
2 Round Grommets, Location H.....	WRH	\$ 152
Wire Trough & Cutout (tables up to 96').....	WTC	\$ 530

			top >	Wood Butcher Block
			edge ordering code (square corner) >	WB3S
			top thickness price >	1 3/4"
	Description	Model #	Product Wt	
48 x 54	MKA 4854REH42	257		5930
48 x 60	MKA 4860REH42	271		6541
48 x 66	MKA 4866REH42	286		7189
48 x 72	MKA 4872REH42	301		7656
48 x 84	MKA 4884REH42	330		9084
48 x 96	MKA 4896REH42	359		10735
48 x 108	MKA 48108REH42 ③	410		11997
48 x 120	MKA 48120REH42 ③	449		13843
48 x 144	MKA 48144REH42 ③	500		16940
54 x 60	MKA 5460REH42	288		7296
54 x 66	MKA 5466REH42	304		8039
54 x 72	MKA 5472REH42	320		8589
54 x 84	MKA 5484REH42	353		10686
54 x 96	MKA 5496REH42	385		11728
54 x 108	MKA 54108REH42 ③	425		13959
54 x 120	MKA 54120REH42 ③	482		15209
54 x 144	MKA 54144REH42 ③	547		17791
60 x 66	MKA 6066REH42	322		9009
60 x 72	MKA 6072REH42	340		9644
60 x 84	MKA 6084REH42	376		11531
60 x 96	MKA 6096REH42	411		13604
60 x 108	MKA 60108REH42 ③	479		15602
60 x 120	MKA 60120REH42 ③	515		17661
60 x 144	MKA 60144REH42 ③	586		20568



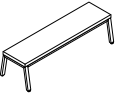


Questions?

800 876 2120

Finish Options

Powder Coat, Standard	n/c
Powder Coat, Premium.....	\$ 165
Clear Matte or Clear Gloss Wood Finish, Standard.....	\$ n/c
Alternate Wood Finish	\$ 369

				material > grade >					
Style	Description	Model #	Wt	Butcher Block	Fabric Grade 2 or COM	Fabric Grade 3	Fabric Grade 4	Fabric Grade 5	Fabric Grade 6
Maker A Bench									
1 Seat									
	Seat - Wood	MKA1618-67	52	2233					
	Seat - Upholstered	MKA1618-61	44		2259	2352	2446	2540	2636
2 Seats									
	Seat - Wood	MKA1640-67	81	2800					
	Seat - Upholstered	MKA1640-61	64		2557	2745	2932	3119	3310
3 Seats									
	Seat - Wood	MKA1663-67	112	3343					
	Seat - Upholstered	MKA1663-61	85		2870	3153	3434	3716	3998


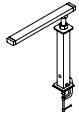
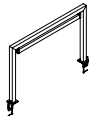
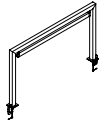
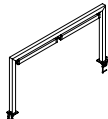
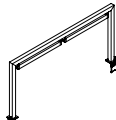
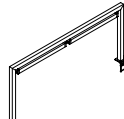
Bench To Order, Specify...

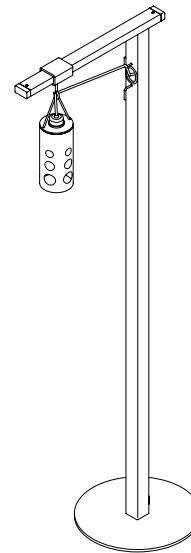
- 1 Model Number
- 2 Wood Finish
- 3 Frame Color

Cushion To Order, Specify...

- 1 Model Number
- 2 Upholstery Selection



	Description	Model #	Product Wt	Price
	Floor Lamp 72 3/4" Tall	MK 2273FL	33	1182
	Clamp on Light	MK 1720CL	7	977
	Light Bar Accommodates 48" Long Table	MK 4830LB	22	1194
	Accommodates 54" Long Table	MK 5430LB	23	1242
	Accommodates 60" Long Table	MK 6030LB	25	1645
	Accommodates 66" Long Table	MK 6630LB	26	1662
	Accommodates 72" Long Table	MK 7230LB	26	1682



To Order, Specify...

- 1 Model Number
- 2 Wood Finish
- 3 Frame Color


Tops

Laminate and veneer tops are 1 1/4" thick. Corian® tops have a 1" top thickness. All are standard with radius corners.

Leg Materials


The elliptical legs are available in Versteel's standard or Studio Steel® process. All standard powder coat finishes are available in addition to Chrome or Nickel when Studio Steel is not specified.

Features

The 30" tall tables are available with two (2) USB ports integrated into two or four legs. If no USB ports are desired the legs will have Black Anodized end caps which match the Black Anodized tubular understructure. A 10' long power infeed cord provides power to all USB ports. Tables are standard with 2" diameter nylon adjustable glides. Glides allow .5" adjustment of the table.

Wire Management

The tubular understructure incorporates wire management. Legway wire managers are included when tables are ordered with USB ports.



Laminate and Veneer, Standard Core Construction

The standard top construction consists of 45-50 lb particleboard, surfaced with a high pressure laminate or plain sliced veneer face. A backer sheet is laminated to the underside of the top. Tops are shipped with rectangular understructure attached and pre-drilled for field installation of bases and accessories.

Corian® Construction

Tops are ½" Corian® with a 7/16" thick plywood subtop glued to the bottom side with a ½" Corian® rim applied to conceal the plywood subtop. The underside is bored to allow pressing in metal screw inserts for field installation of the legs and/or connectors.

PVC Flat or Fluted Edge



Edge of 2mm PVC hot melt banded to the top with 1/8" radius at the top and bottom.



Offered in twenty-one (21) standard colors.

Reverse Bevel Acrylic



Edge of 2mm acrylic edge banding hot melt banded to MDF core. A reverse bevel is then cut into the edge exposing the MDF on the reverse bevel. The MDF is then clear coated.

Wood Flat or Fluted Edge



Wood banding hot melt banded to the top with 1/8" radius at the top and bottom.



Offered in Ash, Cherry, Maple or Walnut materials.

Corian® Eased Square Edge



A traditional 1" flat edge with a small radius where horizontal surfaces meet vertical for comfort and a softened aesthetic. Offered in ten (10) standard colors.

Shipping Schedule

Standard Items

Laminate, PVC Edge	3-5 WEEKS
Laminate, Wood Edge	3-5 WEEKS
Veneer, Wood Edge	6-8 WEEKS
Corian®	3-5 WEEKS

Contact Versteel Customer Service for special lead time requests.

BIFMA

All Versteel products are constructed to pass the relevant ANSI/BIFMA standards. For more detailed specifications by series and base style, contact Versteel Customer Service at 800.876.2120.

Additional information regarding warranty, terms and conditions, shipping, care and maintenance, etc. can be found in the All Tables price list.

To Order, Specify...

- 1 Model Number, include top and edge style
- 2 Top Material
 - a. Laminate manufacturer and color
 - b. Veneer species and finish color
 - c. Corian® color
- 3 Edge Color
- 4 Leg Color
- 5 Additional Options

base model					finish selections			options					
TH	C1	48	RD	FX	LP2R	/	TN WZ0055-T	/	CEBO	/	PALY	/	UDP02-A
series	base style	top size	top shape	table function	top, edge & corner		top laminate manufacturer & laminate code		edge color		edge color		USB option(s)

A **THC1 48RDFX** is a Thea series 48" round table with fixed C1 bases, a laminate 1 1/2" thick top with a flat PVC edge.

The codes **TN WZ0055-T** / **CEBO** / **PALY** specify a Nevamar WZ0055-T Carijillo laminate, Ebony PVC edge and Alloy leg color.

UDP02-A specifies dual USB charger mounted in upper portion of two bases.

Model Number **THC1 48RDFX LP2R**

Orders may be sent via
Mailing Address

Versteel
 2332 Cathy Lane
 Jasper IN 47546

Contact Versteel

Email contact@versteel.com
Phone 800 876 2120
 812 634 2120
Fax 812 482 9318

Laminate

Versteel's standard offering of laminates includes over 900 laminates from Formica, Nevamar, Pionite and Wilsonart.

Laminate manufacturers change standard offerings frequently, making it possible a standard product can become unavailable. Versteel cannot be responsible for any inconvenience this may cause.

Veneer

Thea tables are available with plain sliced Ash, Cherry, Maple and Walnut veneers.

Veneer Species

Ash	AP01	Maple	MP01
Cherry	CP01	Walnut	WP01

Veneer Finish

Ash

Beach	VBEA	Fog	VFOG
Chestnut	VCHE	Pebble	VPEB
Drift	VDRI	Whisper	VWHI
Fawn	VFAW		

Cherry

Blossom Cherry	VBLC	Java Cherry	VJAC
Cordovan Cherry	VCNC	Millwork Cherry	VMWC
Golden Cherry	VGNC		

Maple

Caramel Maple	VCMM	Sugar Maple	VSUM
Solar Maple	VSLM		

Walnut

Brighton Walnut	VBRW	Natural Walnut	VNAW
Espresso Walnut	VESW		

Corian®

Coian® is an advanced composite product used as an architectural and design material in a variety of residential and commercial applications.

Corian® Colors

Antarctica	NART	Linen	NLIN
Bisque	NBIS	Matterhorn	NMTH
Designer White	NDEW	Pearl Gray	NPLG
Elegant Gray	NELG	Silver Gray	NSLG
Glacier White	NGLW	Vanilla	NVAN

Alternative Corian® colors may be specified. Contact Customer Service for quote.

PVC Edge Colors

Absolute Acajou	CABA	Nimbus	CNIM
Alloy	CALY	Pearl	CPEA
Carbon	CCAR	Platinum	CPLA
Champagne	CCHA	Pralines & Cream	CPRC
Coconut	CCOC	Shadow	CSHA
Ebony	CEBO	Snow	CSNO
Florence Walnut	CFLW	Stone	CSTO
Fossil	CFOS	Storm	CSTM
Graphite	CGRA	Whisper	CWHI
Grey	CGRE	White Linen	CWHL
Kensington Maple	CKEM		

Wood Edge Species

Ash	A01	Maple	M01
Cherry	C01	Walnut	W01

Wood Edge Finishes

Ash

Beach	WBEA	Fog	WFOG
Chestnut	WCHE	Pebble	WPEB
Drift	WDRI	Whisper	WWHI
Fawn	WFAW		

Cherry

Blossom Cherry	WBLC	Java Cherry	WJAC
Cordovan Cherry	WCNC	Millwork Cherry	WMWC
Golden Cherry	WGNC		

Maple

Caramel Maple	WCMM	Sugar Maple	WSUM
Solar Maple	WSLM		

Walnut

Brighton Walnut	WBRW	Natural Walnut	WNAW
Espresso Walnut	WESW		

Leg Color**Powder Coat Finishes**

All powder coat finishes in the Versteel offering have been formulated with the use of epoxy, polyester or epoxy and polyester blends to maximize the finish durability.

Powder Coat Finish Options

Powder Coat – Standard	.n/c
Powder Coat – Premium (Hope)	.\$165
Powder Coat – Premium (Platinum)	.\$488

Powder Coat Colors

Alloy	.PALY	Mint	.PMNT
Amethyst	.PAME	Navy	.PNAV
Anthracite	.PANT	Nimbus	.PNIM
Black Anodized	.PBLA	Nutmeg	.PNUT
Bronze	.PBRO	◆ Pacific	.PPAC
Calypso	.PCAL	Pearl	.PPEA
Carbon	.PCAR	Pebble	.PPEB
Champagne	.PCHA	Ⓟ Platinum	.PPLA
Coconut	.PCOC	Poppy	.PPOP
◆ Copper	.PCOP	◆ Raven	.PRAV
Crimson	.PCRI	Royal	.PROY
◆ Crystal	.PCRY	Seaside	.PSEA
Daffodil	.PDAF	Shipyards	.PSHI
Ebony	.PEBO	Silver	.PSIL
Forest	.PFOR	Snow	.PSNO
Fossil	.PFOS	Stone	.PSTO
◆ Garnet	.PGAR	Storm	.PSTM
◆ Gold	.PGOL	Terra Cotta	.PTEC
Graphite	.PGRA	Whisper	.PWHI
Ⓟ Hope	.PHOP	White Linen	.PWHL
Kelly Green	.PKEG	Powder Coat Alternative	.OPA
◆ Matte	.PMAT		
Mica	.PMIC		

Transparent Powder Coats (indicated by ◆)

Please note that the transparent characteristics of these powders allow all natural welds and textures inherent to raw steel to be visible.

Premium Powder Coats (indicated by Ⓟ)

Versteel's premium process uses specially formulated powder coats for a truly unique color palette.

Chrome

Versteel applies a deep luster chrome plated finish. Chrome is the most durable finish available. Specify Chrome and add \$165 list per table.

Chrome ECHR

Nickel

Versteel applies a nickel plated finish with a clear coat applied for durability. Specify Nickel and add \$223 list per table.

Nickel ENKL

Studio Steel®

Versteel's "urban fabrication" process leaves the telltale signs of welding and assembly on the surface, highlighting a manufacturing aesthetic. Choosing a clear or transparent powder coat is recommended, allowing tonal striations (created as a result of extreme heat), natural textures, and inherent qualities of raw steel to show through. Chrome and Nickel are not available with the Studio Steel process.

Studio Steel Process \$165

Finish Reference & Samples

For finish color reference, please refer to our website. Contact Versteel Customer Service to receive actual color samples for color matches and final color approval.

Special Laminate**Call for quotation**

Specify code **TSP** (*Special Laminate*), indicate the quoted charges per table

Special laminates and patterns can be specified as an option. To specify, contact Versteel for availability and pricing.

NOTE LAMINATES IN STANDARD COLORS AND TEXTURES FROM FORMICA, NEVAMAR, PIONITE AND WILSONART ARE STANDARD

CAUTION LAMINATE MANUFACTURERS CHANGE STANDARD OFFERINGS FREQUENTLY, AND IT IS POSSIBLE THAT A STANDARD PRODUCT CAN BECOME UNAVAILABLE. VERSTEEL CANNOT BE RESPONSIBLE FOR ANY INCONVENIENCE THIS MAY CAUSE.

Custom PVC Color Match**Call for quotation / one time charge per color, per order**

Specify code **OCF** (*Custom PVC Color Match*), add cost from Versteel quotation

PVC Color Match can be the selection of a color that is available from a Versteel supplier or a new custom color developed for the order. Minimum footage requirements mean that the amount of material needed for your order will effect the cost.

For PVC Color Matching you must supply a color reference sample. Versteel will review the sample for possible existing colors available and send a sample for customer approval. If no color match exists, a custom match will be developed and sampled for customer approval before a production schedule is established.

Powder Coat Alternative**Call for quotation**

Specify code **OPA** (*Powder Coat Alternative*), add cost from Versteel quotation

Powder Coat Alternative is available from Versteel. The entire RAL color reference along with hundreds of other color and finishes are available.

For Powder Coat Alternative matching, you must supply a color reference sample, or an RAL number. Versteel will review the sample for possible existing colors available and send a sample for customer approval. If no color match exists a custom match can be developed. Call Versteel Customer Service for associated upcharges on custom color development.

Stain Finish Match**\$996 / one time charge per finish, per order**

Specify code **OSM** (*Stain Finish Match*), add \$996.00 list per finish, per order

Alternative Stain Finishes are available for veneer and wood edged tops.

For Stain Finish Matching you must supply two 4" x 4" finish color and grain reference samples. An expertly finish matched sample will be provided for customer approval.

Veneer and Wood Edge Alternatives**Call for quotation**

For veneer and wood edge requirements other than the standard plain sliced Ash, Cherry, Maple and Walnut, contact Versteel Customer Service. Versteel is adept at working with a host of domestic and exotic materials. From inlays, figures, pie cuts and special edge profiles, to custom fill levels and sheens, each top is created using the best of technology and old world craftsmanship. The items you only imagined or expected to only be available from a millwork shop are now just another part of your Versteel order. Call Versteel Customer Service for availability and quotation.

Wood Finish Alternatives**Call for quotation**

When veneer tables are required to have a finish other than the standard natural grain fill level finish appearance, semi-filled or full-filled finishes are available by requesting a quote from Versteel. Call Versteel Customer Service for availability and quotation.

Table Top Alternatives

Table tops can be produced in alternative top material if desired. Contact Versteel Customer Service for pricing and availability.

Alternate Core Construction

Alternate core constructions are available, including medium density fiberboard (MDF), and cores that contain no urea formaldehyde. Contact Versteel Customer Service for pricing and availability.

NOTE CUSTOMS OR ALTERNATIVES MAY AFFECT STANDARD PRODUCTION SCHEDULES

USB Dual Power

Dual USB charging ports integrated in the upper portion of the elliptical leg.



SPECIFICATIONS

- Dual 5V DC 2.1A dual USB charging ports
- Flush mounted with black face plate
- Up to 4 dual-port charging units powered by a single power supply
- 10' power supply included

Option Code	Description	
UDP02-A	Dual USB charger mounted in upper portion of two bases (opposite one another)	\$ 473 list
UDP04-A	Dual USB charger mounted in upper portion of four bases	\$ 522 list

V Charge Wireless Charging

Wireless charging pads for phones and tablets with built-in Qi wireless charging. Pads are surface mounted into the table top.



Option Code		
VWCI		\$ 307 list

SPECIFICATIONS

- 10 Watt fast charge wireless charging unit embedded in table top
- Soft touch cover plate with V Charge logo
- Surface mounted
- 6' power supply included

Unit Color		
BLK	Black	n/c
WHT	White	n/c

Option Code		
VWC2		\$ 394 list

SPECIFICATIONS

- 15 Watt fast charge wireless charging unit embedded in table top
- Soft touch cover plate with V Charge logo
- Surface mounted
- 5' power supply included

Unit Color		
BLK	Black	n/c
WHT	White	n/c

Clear Plastic Legway









\$19 / set of 2


Specify code **WTL** (Clear Plastic Legway), add \$19 list per set of two

Clear plastic legways snap into place in the top and bottom of the leg guiding the wire(s) from the underside of the table to the power source, while maintaining visibility of the wires. When Thea is ordered with USB charging ports, a set of Clear Plastic Legways is included.



Questions?
800 876 2120

top > edge >	Laminate PVC	Laminate Wood	Laminate 2mm Acrylic	Veneer Wood	Corian®
	Flat	Flat	Reverse Bevel	Flat	Eased
edge ordering code >	 LP2R	 LW2R	 LMRA2R	 VW2R	 CS7R
top thickness >	1 1/4"	1 1/4"	1 1/4"	1 1/4"	1"
edge ordering code >	Fluted  LPF2R	Fluted  LWF2R		Fluted  VWF2R	
top thickness > top thickness price >	1 1/4"	1 1/4"	1 1/4"	1 1/4"	1"

Base Style	Table Description	Model #	Product Wt	1992	2384	4363	3547
 CI	36 Fix	THC1 36RDFX	82	2230	2681	4820	3862
	42 Fix	THC1 42RDFX	99	2271	2820	5283	4180
	48 Fix	THC1 48RDFX	116	2646	3386	5809	N/A
	54 Fix	THC1 54RDFX	141				

To Order, Specify...

- 1 Model Number
- 2 Top Material
- 3 Edge Style and Thickness
- 4 Edge Color
- 5 Leg Color
- 6 Additional Options



Finish Options

	Code	Price
Chrome		\$ 165
Nickel		\$ 223
Powder Coat, Standard		n/c
Powder Coat, Premium		\$ 165
Platinum		\$ 488

Top Options

Special Laminate	TSP	call
Custom Cutout (per cutout)	TCC	\$ 120

Wire Management Options









Legway Manager (set of 2)	WTL	\$ 19
---------------------------------	-----	-------

Power Options

See Options page or the Power + Data Price List



Questions?
800 876 2120

top > edge >	Laminate PVC	Laminate Wood	Laminate 2mm Acrylic	Veneer Wood	Corian®
	Flat	Flat	Reverse Bevel	Flat	Eased
edge ordering code >	 LP2R	 LW2R	 LMRA2R	 VW2R	 CS7R
top thickness >	1 1/4"	1 1/4"	1 1/4"	1 1/4"	1"
edge ordering code >	Fluted  LPF2R	Fluted  LWF2R		Fluted  VWF2R	
top thickness >	1 1/4"	1 1/4"		1 1/4"	
top thickness price >	1 1/4"	1 1/4"		1 1/4"	1"

Base Style	Table Description	Model #	Product Wt
------------	-------------------	---------	------------



CI

	36 Fix	THC1 36SQFX	90	1992	2384	4363	3547
	42 Fix	THC1 42SQFX	109	2230	2681	4820	3862
	48 Fix	THC1 48SQFX	132	2271	2820	5283	4180
	54 fix	THC1 54SQFX*	162	2646	3386	5809	N/A

*Denotes tables with a center leg

To Order, Specify...

- 1 Model Number
- 2 Top Material
- 3 Edge Style and Thickness
- 4 Edge Color
- 5 Leg Color
- 6 Additional Options



Finish Options

	Code	Price
Chrome		\$ 165
Nickel.....		\$ 223
Powder Coat, Standard		n/c
Powder Coat, Premium.....		\$ 165
Platinum.....		\$ 488

Top Options

Special Laminate.....	.TSP	call
Custom Cutout (per cutout)TCC	\$ 120

Wire Management Options

Legway Manager (set of 2).....	.WTL	\$ 19
--------------------------------	------	-------

Power + Data Options


See Options page or the Power + Data Price List



Questions?

800 876 2120

top > edge >	Laminate PVC	Laminate Wood	Laminate 2mm Acrylic	Veneer Wood
	Flat	Flat	Reverse Bevel	Flat
edge ordering code >	LP2R	LW2R	LMRA2R	VW2R
top thickness >	1 1/4"	1 1/4"	1 1/4"	1 1/4"
	Fluted	Fluted		Fluted
edge ordering code >	LPF2R	LWF2R		VWF2R
top thickness >	1 1/4"	1 1/4"		1 1/4"
top thickness price >	1 1/4"	1 1/4"		1 1/4"

Base Style	Table Description	Model #	Product Wt			
 Cl	30 x 48 Fix	THC1 3048REFX	94	2065	2469	4154
	30 x 60 Fix	THC1 3060REFX	108	2229	2684	4352
	30 x 72 Fix	THC1 3072REFX	122	2423	2959	4644
	30 x 84 Fix	THC1 3084REFX*	148	2985	3577	5522
	30 x 96 Fix	THC1 3096REFX*	162	3059	3729	6187
	36 x 48 Fix	THC1 3648REFX	108	2275	2710	4631
	36 x 60 Fix	THC1 3660REFX	126	2437	2918	4747
	36 x 72 Fix	THC1 3672REFX	146	2667	3233	4871
	36 x 84 Fix	THC1 3684REFX*	176	3246	3866	5922
	36 x 96 Fix	THC1 3696REFX*	196	3319	4018	6766
	42 x 72 Fix	THC1 4272REFX*	178	3207	3787	6440
	42 x 84 Fix	THC1 4284REFX*	200	3606	4282	6987
	42 x 96 Fix	THC1 4296REFX*	218	3684	4439	7572
	48 x 96 Fix	THC1 4896REFX*	242	3720	4513	7708

*Denotes tables with a center leg

To Order, Specify...

- 1 Model Number
- 2 Top Material
- 3 Edge Style and Thickness
- 4 Edge Color
- 5 Leg Color
- 6 Additional Options



Finish Options

	Code	Price
Chrome		\$ 165
Nickel		\$ 223
Powder Coat, Standard		n/c
Powder Coat, Premium		\$ 165
Platinum		\$ 488

Top Options

Special Laminate	TSP	call
Custom Cutout (per cutout)	TCC	\$ 120

Wire Management Options

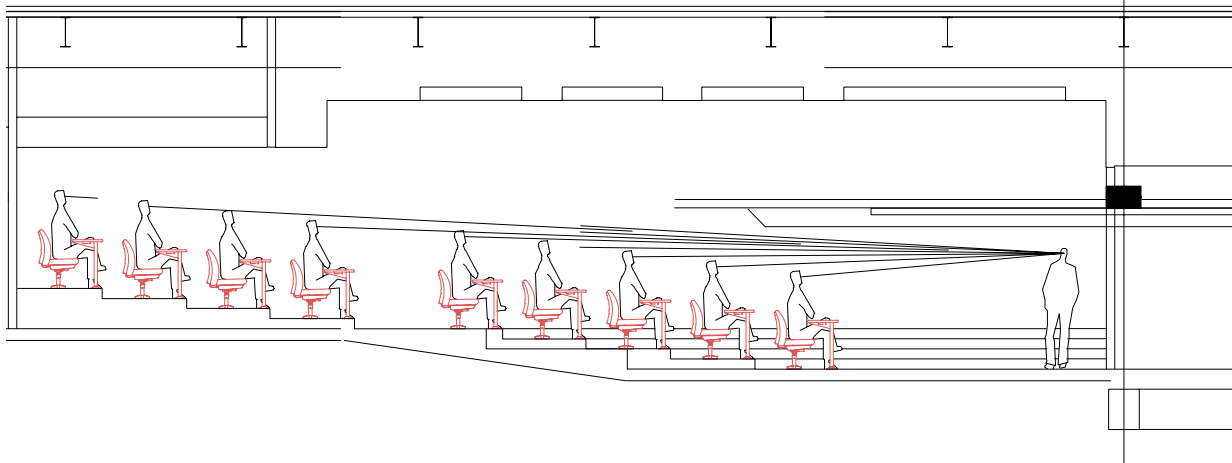
Legway Manager (set of 2)	WTL	\$ 19
---------------------------------	-----	-------

Power + Data Options

See Options page or the Power + Data Price List

Questions?

800 876 2120

**Tier Tables****Tier Table for Presentation Facilities**

Circles, angles, wedges and straights. You think it up, we'll put it together. And you can specify in the materials and finishes that you want to match the facility you're working on. Get the Versteel performance and ingenuity that you know, with the flexibility of custom fabrication.

Versteel Tier Tables are available in any radius with modesties formed to match. Available with built in electrical and data management to assure an installation that will serve for years to come.

Standard Specifications**Base Construction**

- Uprights: 3" x 3" x 14" gauge hot-rolled square steel tube
- Top mounting brackets, modesty mounting lugs: 11 gauge cold-rolled steel
- Floor mounting brackets: 3/16" cold-rolled steel

Top Heights

- Standard heights are 29", 32" and 42"
- Custom heights available (call Versteel Customer Service for pricing and availability)

Top/Modesty Panel Construction

- Standard Versteel top specifications - 1 1/4" tops
- 7/8" modesty panels - curved modesties available
- Additional materials available

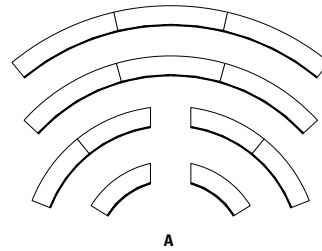
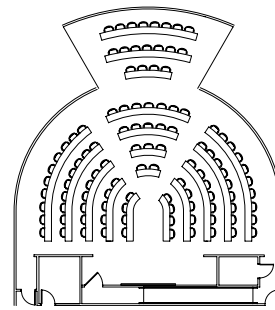
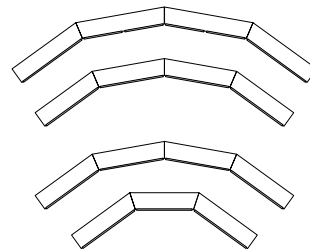
Anchoring Method (in concrete)

- Two 3 3/8" x 3" "Simpson Strong-Tie Titen HD® anchors" per base

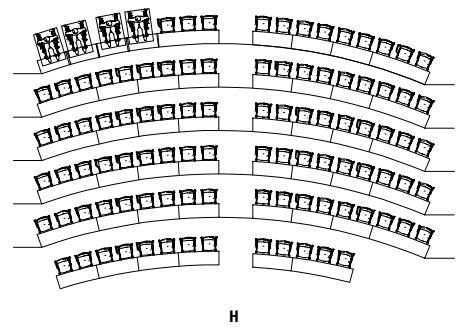
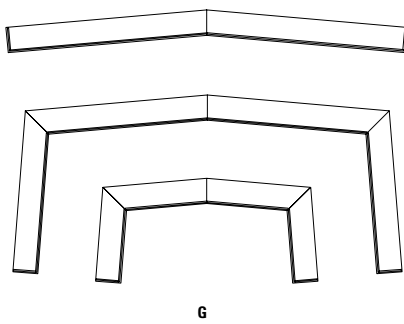
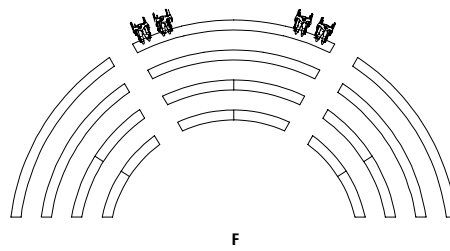
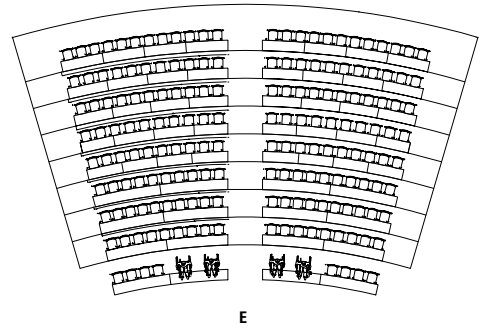
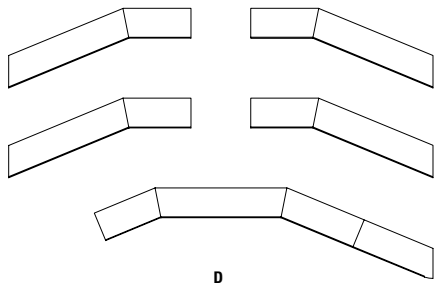
Cutouts for Electrical Wiring

- Standard location cutouts available on all bases
- Custom cutout locations also available

Contact Versteel Customer Service to begin project planning.

Tier Tables Example Configurations**A****B****C**

Tier Tables Example Configurations (Continued)





Tops

The $\frac{7}{8}$ " thick laminate or veneer Rectangle and Arc Rectangle top shapes are available in 24" and 30" widths and lengths of 42", 48", 60" and 72".

TIM Base Construction

Tim table bases are constructed of 14 gauge round tube upper legs with 16 gauge round tube telescoping height adjustment lower leg sections. Guide bushings inside the legs are molded from nylon bushing materials to provide smooth, quiet operation of the height adjustment feature. The height adjustment button is made of solid steel with a spring actuated movement. A Height Adjustment Lock Out Kit is available if you wish to lock out the push-button height adjustment feature.

Fixed Bases

Fixed bases feature a $\frac{1}{4}$ " thick mounting top plate and are field installed into pre-drilled holes with hardware provided. TIM tables with fixed bases include the push-button height adjustment feature.

NOTE FIXED BASES ARE SHIPPED SEPARATE FROM THE TOP AND ONLY REQUIRE SCREW ATTACHMENT TO ASSEMBLE

Tilt-Nest-Fold Bases

Tilt feature is cable actuated with the pull of a release handle located under the table top on the end of the surface. The cable operates two brake control mechanisms mounted on each end of the table to support the top. Nest-fold features are constructed of die cast metal components and 14 gauge round tube, fully enclosed in reinforced plastic housings for smooth, quiet operation.

NOTE THE TABLE IS SHIPPED FACTORY ASSEMBLED FOR IMMEDIATE USE AFTER UNCARTONING

Table Heights

TIM tables are constructed with push-button height adjustment to provide five inches of vertical movement. The top leg hole position will set the surface height at 27" with the third from the top hole for 29" standard seated task, and the bottom round hole providing the 32" surface height required for wheelchair applications. The adjustment holes are at 1" spacing increments.

Casters + Glides

TIM tables are standard with two locking and two non-locking gray two-tone soft-wheeled non-hooded casters. Tables can be ordered with optional glides. This option reduces the overall table cost and keeps the tables in position without the need to lock the casters. Base glides reduce the overall table height by $\frac{9}{16}$ ".

Power + Data

To complete your specification, power and data along with wire management options can be added to your table. Refer to the Power + Data Price List.

Laminate and Veneer, Standard Core Construction

The standard top construction consists of 45-50 lb particleboard, surfaced with a high pressure laminate or plain sliced veneer face. A backer sheet is laminated to the underside of the top. Tops are shipped pre-drilled for field installation of bases and accessories.

PVC Flat or Fluted Edge



Edge of 2mm PVC hot melt banded to the top with 1/8" radius at the top and bottom. Available with 1 1/2" radius corners or square corners.



Offered in twenty-one (21) standard colors.

Wood Flat or Fluted Edge



Wood banding hot melt banded to the top with 1/8" radius at the top and bottom. Available with 1 1/2" radius corners or square corners.



Offered in Ash, Cherry, Maple or Walnut materials.

Bumper Edge



Exposed ply core banding with rubberized 5/8" width bumper in the center of profile. Corners with 1 1/2" radius are available on tables with 1 1/4" edge thickness.

Offered in black bumper standard color.

Urethane/PVC Ergo Edge (User Side)



Edge of 1 3/4" wide molded urethane designed with a sloped ergonomic edge on one side and a 2mm PVC flat edge on the remaining sides. PVC corners are available in square or radius on 7/8" and 1 1/4" edge thicknesses.

Urethane offered in ten (10) colors with coordinating PVC colors.

Shipping Schedule

Standard Items

Laminate, PVC Edge	3-5 WEEKS
Laminate, Wood Edge	3-5 WEEKS
Veneer, Wood Edge	6-8 WEEKS

Contact Versteel Customer Service for special lead time requests.

Contact Versteel Customer Service for special lead time requests.

BIFMA

All Versteel products are constructed to pass the relevant ANSI/BIFMA standards. For more detailed specifications by series and base style, contact Versteel Customer Service at 800.876.2120.

Additional information regarding warranty, terms and conditions, shipping, care and maintenance, etc. can be found in the All Tables price list.

Panel Modesty (MPL and MPV)

The Panel Modesty is constructed of $\frac{1}{4}$ " hardboard core with laminate or veneer face and back surfaces, machined with exposed edges. Panel Modesty can be specified on both fixed and tilt-*nest-fold* base tables and will swing out to nest on the table. The 8 $\frac{1}{2}$ " high Panel Modesty is field mounted with hook brackets, installed with handwheels under the table top.

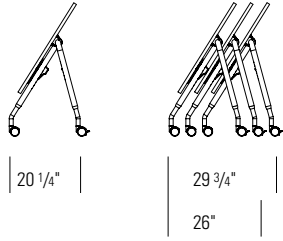
Threaded inserts are installed in the top when Panel Modesty is specified with the table. Panel Modesty shapes complement the rectangle and arc rectangle top shapes. Finish details match the top unless specified differently.

*Rectangle**Arc Rectangle***Sail Modesty (MS__)**

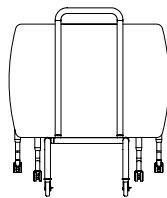
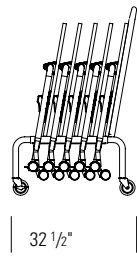
The Sail Modesty panel is constructed of Lycra® fabric hooked into slotted holes on the table legs then stretched and hooked over pegs on the under surface of the table top. Sail Modesty panels can be specified on both fixed and tilt-*nest-fold* base tables and can be stored on table when tilted, nested or folded on table transport. All TIM tables are pre-drilled for the field installation of the Sail Modesty. Top pegs are installed when Sail Modesty is specified with the table. Sail Modesty is available in coordinating colors of Alabaster, Alloy, Ebony and Frost.



TIM Tilted & Nested



TIM on Table Transport



49 3/8" high

To Order, Specify...

- 1 Model Number, include top and edge style
- 2 Top Material
 - a. Laminate manufacturer and color
 - b. Veneer species and finish color
- 3 Edge Color
- 4 Base Color
- 5 Additional Options

base model					finish selections			options		
TM	V2	3072	AR	TF	LP1R	TW D439-60	CFOS	ECHR	WRA	MPL
series	base style	top size	top shape	table function	top, edge & corner	top laminate manufacturer & laminate color	edge color	base color	wire options	modesty option

A **TMV2 3072ARTF LP1R** is a TIM series 30" x 72" arc rectangle table with tilt-fold bases, a laminate 7/8" thick top with a PVC edge and radius corners.

The codes **TW D439-60 / CFOS / ECHR** specify a Wilsonart D439-60 Wallaby laminate, Fossil PVC and Chrome bases.

The codes **WRA / MPL** specify a brush grommet in location A and a panel modesty.

Model Number **TMV2 3072ARTF LP7R**

Orders may be sent via
Mailing Address

Versteel
 2332 Cathy Lane
 Jasper IN 47546

Contact Versteel

Email contact@versteel.com
Phone 800 876 2120
 812 634 2120
Fax 812 482 9318

Laminate

Versteel's standard offering of laminates includes over 900 laminates from Formica, Nevamar, Pionite and Wilsonart.

Laminate manufacturers change standard offerings frequently, making it possible a standard product can become unavailable. Versteel cannot be responsible for any inconvenience this may cause.

Veneer

TIM tables are available with plain sliced Ash, Cherry, Maple and Walnut veneers.

Veneer Species

Ash	AP01	Maple.	MP01
Cherry	CP01	Walnut	WP01

Veneer Finish

Ash

Beach.	VBEA	Fog	VFOG
Chestnut.	VCHE	Pebble	VPEB
Drift	VDRI	Whisper	VWHI
Fawn	VFAW		

Cherry

Blossom Cherry	VBLC	Java Cherry.	VJAC
Cordovan Cherry	VCNC	Millwork Cherry.	VMWC
Golden Cherry	VGNC		

Maple

Caramel Maple	VCMM	Sugar Maple	VSUM
Solar Maple.	VSLM		

Walnut

Brighton Walnut	VBRW	Natural Walnut.	VNAW
Espresso Walnut.	VESW		

PVC Edge Colors

Absolute Acajou	CABA	Nimbus.	CNIM
Alloy.	CALY	Pearl	CPEA
Carbon.	CCAR	Platinum.	CPLA
Champagne	CCHA	Pralines & Cream	CPRC
Coconut	CCOC	Shadow	CSHA
Ebony.	CEBO	Snow	CSNO
Florence Walnut	CFLW	Stone	CSTO
Fossil	CFOS	Storm	CSTM
Graphite	CGRA	Whisper	CWHI
Grey.	CGRE	White Linen	CWHL
Kensington Maple.	CKEM		

Wood Edge Species

AshA01	Maple.	M01
CherryC01	Walnut	W01

Wood Edge Finishes

Ash

Beach.	WBEA	Fog	WFOG
Chestnut.	WCHE	Pebble	WPEB
Drift	WDRI	Whisper	WWHI
Fawn	WFAW		

Cherry

Blossom Cherry	WBLC	Java Cherry.	WJAC
Cordovan Cherry	WCNC	Millwork Cherry.	WMWC
Golden Cherry	WGNC		

Maple

Caramel Maple	WCMM	Sugar Maple	WSUM
Solar Maple.	WSLM		

Walnut

Brighton Walnut	WBRW	Natural Walnut.	WNAW
Espresso Walnut.	WESW		

Urethane Edge Colors

Alloy.	UALY	Pearl	JPEA
Ebony.	UEBO	Stone	USTO
Fossil	UFOS	Storm	USTM
Graphite	UGRA	Whisper	UWHI
Nimbus.	UNIM	White Linen	UWHL

Powder Coat Finishes

All powder coat finishes in the Versteel offering have been formulated with the use of epoxy, polyester or epoxy and polyester blends to maximize the finish durability.

Powder Coat Finish Options

Powder Coat – Standardn/c
Powder Coat – Premium (Hope).	\$165
Powder Coat – Premium (Platinum)	\$488

Powder Coat Colors

AlloyPALY	MintPMNT
AmethystPAME	NavyPNAV
AnthracitePANT	Nimbus.PNIM
Black Anodized.PBLA	NutmegPNUT
BronzePBRO	◆ PacificPPAC
CalypsoPCAL	PearlPPEA
Carbon.PCAR	PebblePPEB
ChampagnePCHA	Ⓟ PlatinumPPLA
CoconutPCOC	Poppy.PPOP
◆ Copper.PCOP	◆ Raven.PRAV
CrimsonPCRI	RoyalPROY
◆ CrystalPCRY	SeasidePSEA
Daffodil.PDAF	ShipyardPSHI
Ebony.PEBO	SilverPSIL
Forest.PFOR	SnowPSNO
FossilPFOS	StonePSTO
◆ GarnetPGAR	Storm.PSTM
◆ Gold.PGOL	Terra CottaPTEC
GraphitePGRA	WhisperPWHI
Ⓟ HopePHOP	White LinenPWHL
Kelly GreenPKEG	Powder Coat AlternativeOPA
◆ MattePMAT		
Mica.PMIC		

Transparent Powder Coats (indicated by ◆)

Please note that the transparent characteristics of these powders allow all natural welds and textures inherent to raw steel to be visible.

Premium Powder Coats (indicated by Ⓟ)

Versteel's premium process uses specially formulated powder coats for a truly unique color palette.

Chrome

Versteel applies a deep luster chrome plated finish. Chrome is the most durable finish available. Specify Chrome and add \$165 list per table.

Chrome [ECHR](#)

Nickel

Versteel applies a nickel plated finish with a clear coat applied for durability. Specify Nickel and add \$223 list per table.

Nickel [ENKL](#)

Finish Reference & Samples

For finish color reference, please refer to our website. Contact Versteel Customer Service to receive actual color samples for color matches and final color approval.

Special Laminate**Call for quotation**

Specify code **TSP** (Special Laminate), indicate the quoted charges per table

Special laminates and patterns can be specified as an option. To specify, contact Versteel Customer Service for availability and pricing.

NOTE LAMINATES IN STANDARD COLORS AND TEXTURES FROM FORMICA, NEVAMAR, PIONITE AND WILSONART ARE STANDARD

CAUTION LAMINATE MANUFACTURERS CHANGE STANDARD OFFERINGS FREQUENTLY, MAKING IT POSSIBLE A STANDARD PRODUCT CAN BECOME UNAVAILABLE. VERSTEEL CANNOT BE RESPONSIBLE FOR ANY INCONVENIENCE THIS MAY CAUSE.

Custom PVC Color Match**Call for quotation / one time charge per color, per order**

Specify code **OCP** (Custom PVC Color Match), add cost from Versteel quotation

PVC Color Match can be the selection of a color that is available from a Versteel supplier or a new custom color developed for the order. Minimum footage requirements mean that the amount of material needed for your order will effect the cost.

For PVC Color Matching you must supply a color reference sample. Versteel will review the sample for possible existing colors available and send a sample for customer approval. If no color match exists, a custom match will be developed and sampled for customer approval before a production schedule is established.

Custom Urethane Edge**Call for quotation / one time charge per color, per order**

Specify code **OCU** (Custom Urethane Color Match), add cost from Versteel quotation

For Urethane Color Matching you must supply a color reference sample. A custom match will be developed and sampled for customer approval before a production schedule is established.

Powder Coat Alternative**Call for quotation**

Specify code **OPA** (Powder Coat Alternative), add cost from Versteel quotation

Powder Coat Alternative is available from Versteel. The entire RAL color reference along with hundreds of other color and finishes are available.

For Powder Coat Alternative matching, you must supply a color reference sample, or an RAL number. Versteel will review the sample for possible existing colors available and send a sample for customer approval. If no color match exists a custom match can be developed. Call Versteel Customer Service for associated upcharges on custom color development.

Stain Finish Match

\$996 / one time charge per finish, per order

Specify code **OSM** (Stain Finish Match), add \$996.00 list per finish, per order

Alternative Stain Finishes are available for veneer and wood edged tops.

For Stain Finish Matching you must supply two 4" x 4" finish color and grain reference samples. An expertly finish matched sample will be provided for customer approval.

Veneer and Wood Edge Alternatives**Call for quotation**

For veneer and wood edge requirements other than the standard plain sliced Ash, Cherry, Maple and Walnut, contact Versteel Customer Service. Versteel is adept at working with a host of domestic and exotic materials. From inlays, figures, pie cuts and special edge profiles, to custom fill levels and sheens, each top is created using the best of technology and old world craftsmanship. The items you only imagined or expected to only be available from a millwork shop are now just another part of your Versteel order. Call Versteel Customer Service for availability and quotation.

Wood Finish Alternatives**Call for quotation**

When veneer tables are required to have a finish other than the standard natural grain fill level finish appearance, semi-filled or full-filled finishes are available by requesting a quote from Versteel. Call Versteel Customer Service for availability and quotation.

Table Top and Edge Alternatives

Table tops and/or edges can be produced in alternative materials if desired. Contact Versteel Customer Service for pricing and availability.

Alternate Core Construction

Alternate core constructions are available, including medium density fiberboard (MDF), and cores that contain no urea formaldehyde. Contact Versteel Customer Service for pricing and availability.

NOTE CUSTOMS OR ALTERNATIVES MAY AFFECT STANDARD PRODUCTION SCHEDULES

Base Glides**Subtract \$30**Specify code **GLD02** (Glides), Subtract \$30.00 list per table

Base Glides replace standard casters. This option reduces the overall table cost and keeps the tables in position without the need to lock the casters. Base glides reduce the overall table height by $\frac{9}{16}$ ".

**Height Adjustment Lock Out Kit****\$49 / kit**Specify code **BHL** (Height Adjustment Lock Out Kit), add \$49.00 list per table

All TIM table have the height adjustment feature but can be locked into the desired height position easily. The Height Adjustment Lock Out Kit provides a stop and screw for each table leg. The stop fits into the round height position hole above or below the push-button and secures with the screw. The screw and stop can easily be removed to allow resetting table height as needed.

**Leash - TIM Table Link****\$95 / table**Specify code **TLS** (TIM Table Leash), add \$95.00 list per table.

The Least table link is available on all TIM tables as a casual, quick link that simply holds the tables in position to each other. The Leash is mounted to the underside of the table top, rotating from under the top to latch into the adjacent table leash.

Top Custom Cutout**\$120 / cutout**Specify code **TCC** (Top Custom Cutout), add \$120.00 list per cutout

Top Custom Cutout requires a drawing for production and is subject to approvals.

Sail Modesty**\$284 / each**Specify code **MS__** (Sail Modesty), add \$284 list per table.

Lyrca® fabric Sail Modesty is stretched and hooked on screw pegs under table top and slotted holes in the table approach side legs. All TIM tables are pre-drilled for field installation of the Sail Modesty. Sail Modesty is available in coordinating colors of Alabaster, Alloy, Ebony and Frost. Can be stored on table when tilted, nested or folded on table transport.

**Panel Modesty, Laminate****\$412 / each**Specify code **MPL** (Panel Modesty, Laminate), add \$412 list per table.

Panel Modesty, Laminate is specified with the table and the length and shape is determined by the table top selection of rectangle or arc rectangle. Inserts are included in the table top with hook brackets and handwheels factory installed. Panel is hung from hook brackets in the field after table set up. Panel Modesty finishes match table top finish selections. When table is tilted or nested the Panel Modesty tilts against the leg but must be removed when folded on the table transport.

**Panel Modesty, Veneer****\$1022 / each**Specify code **MPV** (Panel Modesty, Veneer), add \$1022.00 list per table.

Panel Modesty, Veneer is specified with the table and the length and shape is determined by the table top selection of rectangle or arc rectangle. Inserts are included in the table top with hook brackets and handwheels factory installed. Panel is hung from hook brackets in the field after table set up. Panel Modesty finishes match table top finish selections. When table is tilted or nested the Panel Modesty tilts against the leg but must be removed when folded on the table transport.



Table Transport - TIM

\$1855 / each

Specify code **AAT3020** (Table Transport) for 42" - 72" length tables, add \$1855.00 list each

The transport saves time and labor. Its 30" width can move tables of specified lengths through doorways with ease.



SPECIFICATIONS

- Weight: 37 lbs.
- 30" overall depth
- Alloy powder coat finish
- Two (2) locking and two (2) non-locking casters
- Casters are non-marking wheel material

TRANSPORT CAPACITY

FOLDED TABLES WITHOUT MODESTY PANEL	6 ON EDGE 8 STACKED FLAT
FOLDED TABLES WITH MODESTY	5 STACKED FLAT
OVERLAPPING FOLDED TABLES	4 ON EDGE

NOTE MAXIMUM LOAD WEIGHT: 1,000 LBS

NOTE TABLE LEGS EXTENDED HIGHER THAN 29" STANDARD HEIGHT WILL NOT STORE ON THE TRANSPORT. THE LEGS WILL EXCEED THE TRANSPORT HEIGHT AND DRAG ON THE FLOOR WHEN ROLLING THE CART



Questions?

800 876 2120

top >
edge >

edge ordering code (radius corner) >
or
edge ordering code (square corner) >
top thickness >

edge ordering code (radius corner) >
or
edge ordering code (square corner) >
top thickness >
top thickness price >

Material	Laminate PVC	Laminate Wood	Laminate Soft PVC	Laminate Urethane/PVC	Veneer Wood
Flat	Flat LP1R or LP1S 7/8"	Flat LW1R or LW1S 7/8"	Bumper LB1R 7/8"	Ergo (user side only) LUPE1R or LUPE1S 7/8"	Flat VW1R or VW1S 7/8"
Fluted	Fluted LPF1R or LPF1S 7/8"	Fluted LWF1R or LWF1S 7/8"		PVC on remaining sides 	Fluted VWF1R or VWF1S 7/8"
Top thickness price	7/8"	7/8"	7/8"	7/8"	7/8"

Base Style



Table Description	Model #	Product Wt
24 x 42 Fix	TMV2 2442REFX	48
24 x 42 Tilt-Fold	TMV2 2442RETF	52
24 x 48 Fix	TMV2 2448REFX	53
24 x 48 Tilt-Fold	TMV2 2448RETF	58
24 x 60 Fix	TMV2 2460REFX	60
24 x 60 Tilt-Fold	TMV2 2460RETF	66
24 x 72 Fix	TMV2 2472REFX	69
24 x 72 Tilt-Fold	TMV2 2472RETF	75
30 x 42 Fix	TMV2 3042REFX	54
30 x 42 Tilt-Fold	TMV2 3042RETF	58
30 x 48 Fix	TMV2 3048REFX	59
30 x 48 Tilt-Fold	TMV2 3048RETF	64
30 x 60 Fix	TMV2 3060REFX	69
30 x 60 Tilt-Fold	TMV2 3060RETF	75
30 x 72 Fix	TMV2 3072REFX	80
30 x 72 Tilt-Fold	TMV2 3072RETF	86

To Order, Specify...

- 1 Model Number
- 2 Top Material
- 3 Edge Style and Thickness
- 4 Edge Color
- 5 Base Color
- 6 Additional Options



Base Options	Code	Price
Base Glides (subtract \$30 list per table)	GLD02	\$ -30
Height Adjustment Lock Kit	BHL	\$ 49

Finish Options		
Chrome		\$ 165
Nickel		\$ 223
Powder Coat, Standard		n/c
Powder Coat, Premium		\$ 165
Platinum		\$ 488

Top Options		
Table Leash, TIM	TLS	\$ 95
Special Laminate	TSP	call
Custom Cutout (per cutout)	TCC	\$ 120

Power + Data Options
Please reference the Power + Data Price List

Wire Management Options		
Cable Hook Legway (set of 2)	WCH	\$ 119
1 Oval Brush Grommet, Location A	WOA	\$ 97
1 Oval Brush Grommet, Provide Location Print	WOG	\$ 97
1 Round Grommet, Location A	WRA	\$ 76
1 Round Grommet, Provide Location Print	WRG	\$ 76
Canvas, Under Top Mount	WCT	\$ 228
Basket, Under Top Mount	WBT	\$ 97

Modesty Options		
Sail, Alabaster	MSAB	\$ 284
Sail, Alloy	MSAY	\$ 284
Sail, Ebony	MSEB	\$ 284
Sail, Frost	MSFR	\$ 284
Panel, Laminate	MPL	\$ 412
Panel, Veneer	MPV	\$ 1022

Accessories		
Table Transport, 42" to 72" tables	ATT3020	\$ 1855



Questions?

800 876 2120

Base Style	Table Description	Model #	Product Wt	top >	Laminate	Laminate	Laminate	Laminate	Veneer
				edge >	PVC	Wood	Soft PVC	Urethane/PVC	Wood
	24 x 42 Fix	TMV2 2442ARFX	47	1439	1869	2548	2650		
	24 x 42 Tilt-Fold	TMV2 2442ARTF	51	1971	2406	3083	3187		
	24 x 48 Fix	TMV2 2448ARFX	52	1488	1918	2597	2698		
	24 x 48 Tilt-Fold	TMV2 2448ARTF	57	2019	2455	3132	3235		
	24 x 60 Fix	TMV2 2460ARFX	59	1567	2104	2882	2943		
	24 x 60 Tilt-Fold	TMV2 2460ARTF	65	2098	2637	3416	3476		
	24 x 72 Fix	TMV2 2472ARFX	68	1648	2233	3061	3123		
	24 x 72 Tilt-Fold	TMV2 2472ARTF	74	2183	2768	3596	3656		
	30 x 42 Fix	TMV2 3042ARFX	53	1552	2007	2780	2891		
	30 x 42 Tilt-Fold	TMV2 3042ARTF	57	2089	2538	3313	3423		
	30 x 48 Fix	TMV2 3048ARFX	58	1604	2052	2827	2936		
	30 x 48 Tilt-Fold	TMV2 3048ARTF	63	2137	2586	3362	3474		
30 x 60 Fix	TMV2 3060ARFX	68	1684	2259	3123	3205			
30 x 60 Tilt-Fold	TMV2 3060ARTF	74	2214	2792	3656	3740			
30 x 72 Fix	TMV2 3072ARFX	79	1690	2365	3430	3445			
30 x 72 Tilt-Fold	TMV2 3072ARTF	85	2221	2896	3965	3974			

To Order, Specify...

- 1 Model Number
- 2 Top Material
- 3 Edge Style and Thickness
- 4 Edge Color
- 5 Base Color
- 6 Additional Options



Base Options	Code	Price
Base Glides (subtract \$30 list per table)	GLD02	\$ -30
Height Adjustment Lock Kit	BHL	\$ 49

Finish Options		
Chrome		\$ 165
Nickel		\$ 223
Powder Coat, Standard		n/c
Powder Coat, Premium		\$ 165
Platinum		\$ 488

Top Options		
Table Leash, TIM	TLS	\$ 95
Special Laminate	TSP	call
Custom Cutout (per cutout)	TCC	\$ 120

Power + Data Options
Please reference the Power + Data Price List

Wire Management Options		
Cable Hook Legway (set of 2)	WCH	\$ 119
1 Oval Brush Grommet, Location A	WOA	\$ 97
1 Oval Brush Grommet, Provide Location Print	WOG	\$ 97
1 Round Grommet, Location A	WRA	\$ 76
1 Round Grommet, Provide Location Print	WRG	\$ 76
Canvas, Under Top Mount	WCT	\$ 228
Basket, Under Top Mount	WBT	\$ 97

Modesty Options		
Sail, Alabaster	MSAB	\$ 284
Sail, Alloy	MSAY	\$ 284
Sail, Ebony	MSEB	\$ 284
Sail, Frost	MSFR	\$ 284
Panel, Laminate	MPL	\$ 412
Panel, Veneer	MPV	\$ 1022

Accessories		
Table Transport, 42" to 72" tables	ATT3020	\$ 1855

**Tops**

The 7/8" thick laminate or veneer rectangle tops are available in 20", 24" and 30" widths and lengths of 42", 48", 60", 72", 84", 90" and 96".

Bases

Tables are available with an easy ergonomically-designed tilt release mechanism allowing tables to be nested when not in use. When the tilt-nest option is not desired, tables can be ordered with fixed bases. All TOD tables are standard with four dual wheel locking casters.

Modesty Panel

An integrated metal perforated modesty panel is standard on all TOD tables. A mini-modesty can be added to help conceal power and data units and their cords.

Wire Management

A clear wire manager is incorporated into the leg along with clear wire manager troughs that also serve as bumpers when nesting your tables.

Power + Data

To complete your specification, power and data along with wire management options can be added to your table. Refer to the Power + Data Price List.

Laminate and Veneer, Standard Core Construction

The standard top construction consists of 45-50 lb particleboard, surfaced with a high pressure laminate or plain sliced veneer face. A backer sheet is laminated to the underside of the top. Tables are shipped partially assembled, with legs folded for ease of shipment.



PVC Flat or Fluted Edge

Edge of 2mm PVC hot melt banded to the top with 1/8" radius at the top and bottom. Available with 1 1/2" radius corners or square corners.



Offered in twenty-one (21) standard colors.



Convex T-Mold Edge

Edge of 5/8" thick solid vinyl convex t-mold with 1 1/2" radius corners.

Offered in four (4) standard colors.



Wood Flat or Fluted Edge

Wood banding hot melt banded to the top with 1/8" radius at the top and bottom. Available with 1 1/2" radius corners or square corners.



Offered in Ash, Cherry, Maple or Walnut materials.



Bumper Edge

Exposed ply core banding with rubberized 5/8" width bumper in the center of profile. Corners with 1 1/2" radius are available on tables with 1 1/4" edge thickness.

Offered in black bumper standard color.



Wood Square or Fluted Edge

Edge of 1 1/4" wide solid wood with softened top and bottom edges, and square, softened mitered corners.



Offered in Ash, Cherry, Maple or Walnut materials.



Wood Bullnose Edge

Edge of 1 1/4" wide solid wood with a full bullnose edge, and 1" radius mitered corners.



Offered in Ash, Cherry, Maple or Walnut materials.



Wood Reverse Bevel Edge

Edge of 2" wide solid wood designed with a reverse sloped edge on all four sides with mitered corners.



Offered in Ash, Cherry, Maple or Walnut materials.



Wood Ergo Edge

Edge of 1 3/4" wide (on 7/8" thick tops) or 2 1/2" wide (on 1 1/4" thick tops) solid wood designed with a sloped edge for added comfort with softened, mitered corners.



Offered in Ash, Cherry, Maple or Walnut materials.



Urethane/PVC Ergo Edge (User Side)

Edge of 1 3/4" wide molded urethane designed with a sloped ergonomic edge on one side and a 2mm PVC flat edge on the remaining sides. PVC corners are available in square or radius on 7/8" and 1 1/4" edge thicknesses.

Urethane offered in ten (10) colors with coordinating PVC colors.

Shipping Schedule

Standard Items

Laminate, Convex T-Mold Edge	3-5 WEEKS
Laminate, PVC Edge	3-5 WEEKS
Laminate, Wood Edge	3-5 WEEKS
Veneer, Wood Edge	6-8 WEEKS

Contact Versteel Customer Service for special lead time requests.

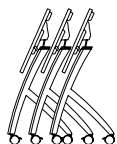
BIFMA

All Versteel products are constructed to pass the relevant ANSI/BIFMA standards. For more detailed specifications by series and base style, contact Versteel Customer Service at 800.876.2120.

Additional information regarding warranty, terms and conditions, shipping, care and maintenance, etc. can be found in the All Tables price list.


TOD 20" x 60"


| 18 1/2" |



| 32 1/2" |

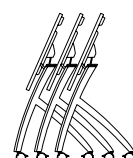
| 26 3/4" |



39 1/4" high

TOD 24" x 60"


| 22 3/4" |

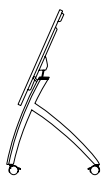


| 37" |

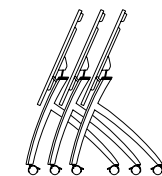
| 31 1/4" |



42 3/4" high

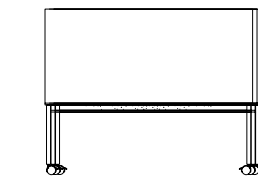
TOD 30" x 72"


| 27" |



| 41" |

| 35 1/4" |



47 3/4" high

To Order, Specify...

- 1 Model Number, include top and edge style
- 2 Top Material
 - a. Laminate manufacturer and color
 - b. Veneer species and finish color
- 3 Edge Style and Thickness
- 4 Edge Color
- 5 Base and Modesty Color
- 6 Additional Options

base model						finish selections			options
TD	Y2	2460	RE	TN	XT	VW1S	CP01	VMWC	PMIC
series	base style	top size	top shape	table function	modesty function	top, edge & corner	top species	top finish	base & modesty color

A **TDY2 2460RETN XT VW1S** is a TOD series 24" x 60" rectangle table with tilt-nest bases, fixed modesty panel, a veneer $\frac{7}{8}$ " thick top with a flat wood edge and square corners.

The codes **CP01 / VMWC / PMIC** specify a Cherry top species with Millwork Cherry finish and Mica bases.

Model Number **TDY2 2460RETN XT**


Orders may be sent via
Mailing Address

Versteel
 2332 Cathy Lane
 Jasper IN 47546

Contact Versteel

Email contact@versteel.com
Phone 800 876 2120
 812 634 2120
Fax 812 482 9318

Laminate

Versteel's standard offering of laminates includes over 900 laminates from Formica, Nevamar, Pionite and Wilsonart.

Laminate manufacturers change standard offerings frequently, making it possible a standard product can become unavailable. Versteel cannot be responsible for any inconvenience this may cause.

Veneer

TOD tables are available with plain sliced Ash, Cherry, Maple and Walnut veneers.

Veneer Species

Ash	AP01	Maple.	MP01
Cherry	CP01	Walnut	WP01

Veneer Finish

Ash

Beach.	VBEA	Fog	VFOG
Chestnut.	VCHE	Pebble	VPEB
Drift	VDRI	Whisper	VWHI
Fawn	VFAW		

Cherry

Blossom Cherry	VBLC	Java Cherry.	VJAC
Cordovan Cherry	VCNC	Millwork Cherry.	VMWC
Golden Cherry	VGNC		

Maple

Caramel Maple	VCMM	Sugar Maple	VSUM
Solar Maple.	VSLM		

Walnut

Brighton Walnut	VBRW	Natural Walnut.	VNAW
Espresso Walnut.	VESW		

PVC Edge Colors

Absolute Acajou	CABA	Nimbus.	CNIM
Alloy.	CALY	Pearl	CPEA
Carbon.	CCAR	Platinum.	CPLA
Champagne	CCHA	Pralines & Cream	CPRC
Coconut	CCOC	Shadow	CSHA
Ebony.	CEBO	Snow	CSNO
Florence Walnut	CFLW	Stone	CSTO
Fossil	CFOS	Storm	CSTM
Graphite	CGRA	Whisper	CWHI
Grey.	CGRE	White Linen	CWHL
Kensington Maple.	CKEM		

Wood Edge Species

AshA01	Maple.	M01
CherryC01	Walnut	W01

Wood Edge Finishes

Ash

Beach.	WBEA	Fog	WFOG
Chestnut.	WCHE	Pebble	WPEB
Drift	WDRI	Whisper	WWHI
Fawn	WFAW		

Cherry

Blossom Cherry	WBLC	Java Cherry.	WJAC
Cordovan Cherry	WCNC	Millwork Cherry.	WMWC
Golden Cherry	WGNC		

Maple

Caramel Maple	WCMM	Sugar Maple	WSUM
Solar Maple.	WSLM		

Walnut

Brighton Walnut	WBRW	Natural Walnut.	WNAW
Espresso Walnut.	WESW		

Urethane Edge Colors

Chicory.	UCHI	Graphite	UGRA
Ebony.	UEBO	Nimbus.	UNIM

Urethane Edge Colors

Alloy.	UALY	Pearl	JPEA
Ebony.	UEBO	Stone	USTO
Fossil	UFOS	Storm	USTM
Graphite	UGRA	Whisper	UWHI
Nimbus.	UNIM	White Linen	UWHL

Powder Coat Finishes

All powder coat finishes in the Versteel offering have been formulated with the use of epoxy, polyester or epoxy and polyester blends to maximize the finish durability.

Powder Coat Finish Options

Powder Coat - Standardn/c
Powder Coat - Premium (Hope).	\$165
Powder Coat - Premium (Platinum)	\$488

Powder Coat Colors

AlloyPALY	NavyPNAV
AmethystPAME	Nimbus.PNIM
AnthracitePANT	NutmegPNUT
Black Anodized.PBLA	PearlPPEA
BronzePBRO	PebblePPEB
CalypsoPCAL	Ⓟ PlatinumPPLA
Carbon.PCAR	Poppy.PPOP
ChampagnePCHA	RoyalPROY
CoconutPCOC	SeasidePSEA
CrimsonPCRI	ShipyardPSHI
Daffodil.PDAF	SilverPSIL
Ebony.PEBO	SnowPSNO
Forest.PFOR	StonePSTO
FossilPFOS	Storm.PSTM
GraphitePGRA	Terra CottaPTEC
Ⓟ HopePHOP	WhisperPWHI
Kelly GreenPKEG	White LinenPWHL
Mica.PMIC	Powder Coat AlternativeOPA
MintPMNT		

Premium Powder Coats (indicated by Ⓟ)

Versteel's premium process uses specially formulated powder coats for a truly unique color palette.

Chrome

Versteel applies a deep luster chrome plated finish. Chrome is the most durable finish available. Specify Chrome and add \$406 list per table.

ChromeECHR
------------------	-------

Finish Reference & Samples

For finish color reference, please refer to our website. Contact Versteel Customer Service to receive actual color samples for color matches and final color approval.

Special Laminate**Call for quotation**

Specify code **TSP** (Special Laminate), indicate the quoted charges per table

Special laminates and patterns can be specified as an option. To specify, contact Versteel Customer Service for availability and pricing.

NOTE LAMINATES IN STANDARD COLORS AND TEXTURES FROM FORMICA, NEVAMAR, PIONITE AND WILSONART ARE STANDARD

CAUTION LAMINATE MANUFACTURERS CHANGE STANDARD OFFERINGS FREQUENTLY, MAKING IT POSSIBLE A STANDARD PRODUCT CAN BECOME UNAVAILABLE. VERSTEEL CANNOT BE RESPONSIBLE FOR ANY INCONVENIENCE THIS MAY CAUSE.

Custom PVC Color Match**Call for quotation / one time charge per color, per order**

Specify code **OCP** (Custom PVC Color Match), add cost from Versteel quotation

PVC Color Match can be the selection of a color that is available from a Versteel supplier or a new custom color developed for the order. Minimum footage requirements mean that the amount of material needed for your order will effect the cost.

For PVC Color Matching you must supply a color reference sample. Versteel will review the sample for possible existing colors available and send a sample for customer approval. If no color match exists, a custom match will be developed and sampled for customer approval before a production schedule is established.

Custom T-Mold Color Match**Call for quotation / one time charge per color, per order**

Specify code **OCT** (Custom T-Mold Color Match), add cost from Versteel quotation

T-Mold Color Match can be the selection of a color that is available from a Versteel supplier or a new custom color developed for the order. Minimum footage requirements mean that the amount of material needed for your order will effect the cost.

For T-Mold Color Matching you must supply a color reference sample. Versteel will review the sample for possible existing colors available and send a sample for customer approval. If no color match exists, a custom match will be developed and sampled for customer approval before a production schedule is established.

Custom Urethane Edge**Call for quotation / one time charge per color, per order**

Specify code **OCU** (Custom Urethane Color Match), add cost from Versteel quotation

For Urethane Color Matching you must supply a color reference sample. A custom match will be developed and sampled for customer approval before a production schedule is established.

Powder Coat Alternative**Call for quotation**

Specify code **OPA** (Powder Coat Alternative), add cost from Versteel quotation

Powder Coat Alternative is available from Versteel. The entire RAL color reference along with hundreds of other color and finishes are available.

For Powder Coat Alternative matching, you must supply a color reference sample, or an RAL number. Versteel will review the sample for possible existing colors available and send a sample for customer approval. If no color match exists a custom match can be developed. Call Versteel Customer Service for associated upcharges on custom color development.

Stain Finish Match

\$996 / one time charge per finish, per order

Specify code **OSM** (Stain Finish Match), add \$996.00 list per finish, per order

Alternative Stain Finishes are available for veneer and wood edged tops.

For Stain Finish Matching you must supply two 4" x 4" finish color and grain reference samples. An expertly finish matched sample will be provided for customer approval.

Veneer and Wood Edge Alternatives**Call for quotation**

For veneer and wood edge requirements other than the standard plain sliced Ash, Cherry, Maple and Walnut Versteel is adept at working with a host of domestic and exotic materials. From inlays, figures, pie cuts and special edge profiles, to custom fill levels and sheens, each top is created using the best of technology and old world craftsmanship. The items you only imagined or expected to only be available from a millwork shop are now just another part of your Versteel order. Call Versteel Customer Service for availability and quotation.

Wood Finish Alternatives**Call for quotation**

When veneer tables are required to have a finish other than the standard natural grain fill level finish appearance, semi-filled or full-filled finishes are available by requesting a quote from Versteel. Call Versteel Customer Service for availability and quotation.

Table Top and Edge Alternatives










Table tops and/or edges can be produced in alternative materials if desired. Contact Versteel Customer Service for pricing and availability.

Alternate Core Construction

Alternate core constructions are available, including medium density fiberboard (MDF), and cores that contain no urea formaldehyde. Contact Versteel Customer Service for pricing and availability.

NOTE CUSTOMS OR ALTERNATIVES MAY AFFECT STANDARD PRODUCTION SCHEDULES



Laminate Wood	Laminate Urethane/PVC	Veneer Wood	Veneer 1 1/2" Wood	Veneer 1 1/2" Wood	Veneer Wood
Ergo (user side only)  LWEI 7/8"	Ergo (user side only)  LUPEIR or LUPEIS 7/8"	Flat  VWIR or VWIS 7/8"	Square  VWS1 7/8"	Bullnose  VWB1 7/8"	Ergo (user side only)  VWE1 7/8"
Reverse Bevel  LWRI 7/8"	PVC on remaining sides	Fluted  VWFR or VWFS 7/8"	Fluted  VWF1 7/8"		
7/8"		7/8"	7/8"	7/8"	7/8"
2648	2677	2744	2923		3284
2716	2805	2816	2997		3354
3020	3128	3075	3283		3663
3273	3393	3216	3447		3871
3869	3775	2392	3765		4211
3913	4231	3743	4043		4524
4026	4345	3858	4157		4638
2675	2706	2772	2953		3312
2746	2833	2843	3025		3383
3046	3156	3103	3311		3691
3302	3421	3246	3476		3902
3898	3803	3531	3794		4242
3942	4259	3770	4070		4555
4053	4372	3886	4186		4670
2609	2906	2753	2933		3276
2933	3021	3034	3240		3620
3240	3361	3320	3557		3988
3646	3715	3634	3903		4260
4209	4075	3914	4211		4679
4377	4604	4222	4567		5061
4495	4719	4337	4679		5177

Base Options

	Code	Price
Wheelchair Height to 32" Tall (to 72" length).....	BAH	\$ 100
Base Glides (subtract \$30 list per table).....	GLD02	\$ -30

Finish Options

Chrome		\$ 406
Powder Coat, Standard		n/c
Powder Coat, Premium.....		\$ 165
Platinum.....		\$ 488

Top Options

Table Link (ends only).....	TLE	\$ 135
Special Laminate.....	TSP	call
Custom Cutout (per cutout).....	TCC	\$ 120

Power + Data Options

Please reference the Power + Data Price List

Wire Management Options

1 Oval Brush Grommet, Location A.....	WOA	\$ 97
2 Oval Brush Grommets, Location D.....	WOD	\$ 194
2 Oval Brush Grommets, Location E.....	WOE	\$ 194
1 Oval Brush Grommet, Provide Location Print.....	WOG	\$ 97
1 Round Grommet, Location A.....	WRA	\$ 76
2 Round Grommets, Location D.....	WRD	\$ 152
2 Round Grommets, Location E.....	WRE	\$ 152
1 Round Grommet, Provide Location Print.....	WRG	\$ 76

Mini-Modesty Options

36" Length.....	ATMM36	\$ 165
42" Length.....	ATMM42	\$ 173
48" Length.....	ATMM48	\$ 180
60" Length.....	ATMM60	\$ 201
72" Length.....	ATMM72	\$ 254
84" Length.....	ATMM84	\$ 272
90" Length.....	ATMM90	\$ 318
96" Length.....	ATMM96	\$ 333













Questions?

800 876 2120

top >
edge >

edge ordering code (radius corner) >
or
edge ordering code (square corner) >
top thickness >

edge ordering code (radius corner) >
or
edge ordering code (square corner) >
top thickness >
top thickness price >










Laminate PVC	Laminate T-Mold	Laminate Wood	Laminate Soft PVC	Laminate 1 1/2" Wood	Laminate 1 1/2" Wood	
Flat	Convex	Flat	Bumper	Square	Bullnose	
						
LPIR or LPIS 7/8"	LTI 7/8"	LWIR or LWIS 7/8"	LBIR 7/8"	LWSI 7/8"	LWBI 7/8"	
Fluted		Fluted		Fluted		
						
LPFIR or LPFIS 7/8"		LWFIR or LWFIS 7/8"		LWFI 7/8"		
	7/8"		7/8"		7/8"	
	20 x 42 Tilt-Nest w/FixMod	TDY2 2042RETN XT	49	2118	2518	2792
	20 x 48 Tilt-Nest w/FixMod	TDY2 2048RETN XT	54	2165	2568	2840
	20 x 60 Tilt-Nest w/FixMod	TDY2 2060RETN XT	65	2327	2828	3172
	20 x 72 Tilt-Nest w/FixMod	TDY2 2072RETN XT	76	2490	3034	3402
	20 x 84 Tilt-Nest w/FixMod	TDY2 2084RETN XT	88	2990	3660	4113
	20 x 90 Tilt-Nest w/FixMod	TDY2 2090RETN XT	93	3059	3835	4353
	20 x 96 Tilt-Nest w/FixMod	TDY2 2096RETN XT	98	3105	3881	4400
	24 x 42 Tilt-Nest w/FixMod	TDY2 2442RETN XT	55	2118	2518	2792
	24 x 48 Tilt-Nest w/FixMod	TDY2 2448RETN XT	60	2165	2568	2840
	24 x 60 Tilt-Nest w/FixMod	TDY2 2460RETN XT	74	2327	2828	3172
	24 x 72 Tilt-Nest w/FixMod	TDY2 2472RETN XT	85	2490	3034	3402
	24 x 84 Tilt-Nest w/FixMod	TDY2 2484RETN XT	98	2990	3660	4113
	24 x 90 Tilt-Nest w/FixMod	TDY2 2490RETN XT	96	3059	3835	4353
	24 x 96 Tilt-Nest w/FixMod	TDY2 2496RETN XT	109	3105	3881	4400
	30 x 42 Tilt-Nest w/FixMod	TDY2 3042RETN XT	62	2262	2603	2831
	30 x 48 Tilt-Nest w/FixMod	TDY2 3048RETN XT	69	2312	2728	3011
	30 x 60 Tilt-Nest w/FixMod	TDY2 3060RETN XT	85	2655	3192	3557
	30 x 72 Tilt-Nest w/FixMod	TDY2 3072RETN XT	98	2819	3449	3871
	30 x 84 Tilt-Nest w/FixMod	TDY2 3084RETN XT	112	3367	4164	4697
	30 x 90 Tilt-Nest w/FixMod	TDY2 3090RETN XT	119	3436	4377	5013
	30 x 96 Tilt-Nest w/FixMod	TDY2 3096RETN XT	125	3481	4427	5059

Note: Transparent Powder Coats not available on TOD Tables

To Order, Specify...

- 1 Model Number
- 2 Top Material
- 3 Edge Style and Thickness
- 4 Edge Color
- 5 Base Color
- 6 Additional Options



Laminate Wood	Laminate Urethane/PVC	Veneer Wood	Veneer 1 1/2" Wood	Veneer 1 1/2" Wood	Veneer Wood
Ergo (user side only)  LWEI 7/8"	Ergo (user side only)  LUPEIR or LUPEIS 7/8"	Flat  VWIR or VWIS 7/8"	Square  VWS1 7/8"	Bullnose  VWB1 7/8"	Ergo (user side only)  VWEI 7/8"
Reverse Bevel  LWRI 7/8"	PVC on remaining sides	Fluted  VWFR or VWFS 7/8"	Fluted  VWF1 7/8"		
7/8"		7/8"	7/8"	7/8"	7/8"
3158	3190	3255	3436		3796
3206	3296	3306	3483		3842
3564	3675	3621	3829		4206
3873	3992	3819	4046		4474
4859	4768	4497	4758		5206
4870	5188	4699	4999		5480
4914	5236	4746	5043		5527
3158	3190	3255	3436		3796
3206	3296	3306	3483		3842
3564	3675	3621	3829		4206
3873	3992	3819	4046		4474
4859	4768	4497	4758		5206
4870	5188	4699	4999		5480
4914	5236	4746	5043		5527
3193	3490	3343	3518		3861
3462	3545	3564	3770		4145
4011	4127	4086	4320		4755
4469	4533	4454	4724		5081
5476	5339	5180	5477		5947
5608	5830	5449	5795		6288
5652	5874	5497	5840		6335

Base Options

	Code	Price
Wheelchair Height to 32" Tall (to 72" length).....	BAH	\$ 100
Base Glides (subtract \$30 list per table).....	GLD02	\$ -30

Finish Options

Chrome		\$ 406
Powder Coat, Standard		n/c
Powder Coat, Premium.....		\$ 165
Platinum.....		\$ 488

Top Options

Table Link (ends only).....	TLE	\$ 135
Special Laminate.....	TSP	call
Custom Cutout (per cutout).....	TCC	\$ 120

Power + Data Options

Please reference the Power + Data Price List

Wire Management Options

1 Oval Brush Grommet, Location A.....	WOA	\$ 97
2 Oval Brush Grommets, Location D.....	WOD	\$ 194
2 Oval Brush Grommets, Location E.....	WOE	\$ 194
1 Oval Brush Grommet, Provide Location Print.....	WOG	\$ 97
1 Round Grommet, Location A.....	WRA	\$ 76
2 Round Grommets, Location D.....	WRD	\$ 152
2 Round Grommets, Location E.....	WRE	\$ 152
1 Round Grommet, Provide Location Print.....	WRG	\$ 76

Mini-Modesty Options

36" Length.....	ATMM36	\$ 165
42" Length.....	ATMM42	\$ 173
48" Length.....	ATMM48	\$ 180
60" Length.....	ATMM60	\$ 201
72" Length.....	ATMM72	\$ 254
84" Length.....	ATMM84	\$ 272
90" Length.....	ATMM90	\$ 318
96" Length.....	ATMM96	\$ 333

Training TablesBrattice
Specifications**Tops**

Brattice Training tables are available with rectangle shape tops ranging from 18" to 30" wide and 48" to 96" in length. The 1 1/4" laminate tops can be specified with several edge details.

Bases

Fixed, folding and tilt regular T bases are all standard with nylon adjustable glides. Bases are inset from the edge of the table to allow for additional leg room.

Modesty Panels

All Brattice training tables are standard with modesty panels. Refer to the Modesty Panel Construction Specifications page and the individual pricing pages for additional information.

Power + Data

To complete your specification, power and data, along with wire management options, can be added to your table. Refer to the Power + Data Price List.

NOTE EXCLUSIONS REGARDING EDGE THICKNESS, BASE FUNCTIONS AND HEIGHT MAY APPLY, REFER TO INDIVIDUAL PRICING PAGES FOR COMPLETE PRODUCT OFFERING

Laminate Standard Core Construction

The standard top construction consists of 45-50 lb particleboard, surfaced with a high pressure laminate face. A backer sheet is laminated to the underside of the top. Tops are shipped pre-drilled for field installation of bases and accessories.

PVC Flat or Fluted Edge



Edge of 2mm PVC hot melt banded to the top with 1/8" radius at the top and bottom. Available with 1 1/2" radius corners or square corners.



Offered in twenty-one (21) standard colors.

Wood Flat or Fluted Edge



Wood banding hot melt banded to the top with 1/8" radius at the top and bottom. Available with 1 1/2" radius corners or square corners.



Offered in Ash, Cherry, Maple or Walnut materials.

Bumper Edge



Exposed ply core banding with rubberized 5/8" width bumper in the center of profile. Corners with 1 1/2" radius are available on tables with 1 1/4" edge thickness.

Offered in black bumper standard color.

Reverse Bevel Acrylic



Edge of 2mm acrylic edge banding hot melt banded to MDF core. A reverse bevel is then cut into the edge exposing the MDF on the reverse bevel. The MDF is then clear coated.

Urethane/PVC Ergo Edge (User Side)



Edge of 1 3/4" wide molded urethane designed with a sloped ergonomic edge on one side and a 2mm PVC flat edge on the remaining sides. PVC corners are available in square or radius on 7/8" and 1 1/4" edge thicknesses.

Urethane offered in ten (10) colors with coordinating PVC colors.

Shipping Schedule

Standard Items

Laminate, PVC Edge	3-5 WEEKS
Laminate, Wood Edge	3-5 WEEKS
Laminate, Bumper Edge	3-5 WEEKS
Laminate, Reverse Bevel Acrylic Edge	3-5 WEEKS
Laminate, Urethane Edge	3-5 WEEKS

Contact Versteel Customer Service for special lead time requests.

BIFMA

All Versteel products are constructed to pass the relevant ANSI/BIFMA standards. For more detailed specifications by series and base style, contact Versteel Customer Service at 800.876.2120.

Additional information regarding warranty, terms and conditions, shipping, care and maintenance, etc. can be found in the All Tables price list.

Laminate Modesty, General Core Construction

The modesty panel is constructed of $\frac{7}{8}$ " thick, 45-50 lb. medium density particle board surfaced with high pressure laminate face on both sides. See individual styles below for panel heights per series. Modesty panel extends the length of the top and is located along the front edge of the table for maximum leg and knee clearance.

Fixed Modesty (FixMod XM)

The Fixed Modesty panel is mounted to the top with screws through steel brackets and must be field installed into pre-drilled positions in the top. Panel is 10" high with the following exceptions: Eliga (E1 bases) 7", Paces and Vela 8". All mounting hardware is packed with the modesty panel. Finish details match the top unless specified differently.

Removable Modesty (RemMod RM)

The Removable Modesty panel slides into heavy duty steel brackets that are mounted to the top. Simply tighten the handwheels to keep the modesty panel in position or loosen to remove the panel. For storage, the modesty attachment pins can be rotated 90° to prevent marring of the top surfaces. Panel is 10" high with the following exceptions: Eliga (E1 bases) 7", Paces and Vela 8". Finish details match the top unless specified differently.

Folding Modesty (FoldMod FM)

The Folding Modesty panel is mounted to the top with heavy duty hinge assemblies. A sliding brace supports the modesty panel in the set-up position and also holds the modesty panel in place in the stored position. Panel is 10" high with the following exception: Vela 8". Finish details match the top unless specified differently.

**Hanging Modesty (HangMod HM)**

The hanging modesty is mounted to the top with a metal hinge that is factory installed. This mechanism pivots if the table is tilted to allow for a 90 degree slim-tilt. All hanging modesty panels are 8½" high. Finish details match the top unless specified differently.

**Form Metal Modesty, General Construction**

The modesty panel is constructed with an aluminum extruded back panel and a perforated hinged steel door. There are three (3) separate unobstructed channels that allow the routing of power and data cables, with a wire exit on the back for the top and middle channel. The Form Modesty panel is 10" high and extends the length of the top. The Form Modesty panel is located along the front edge of the table for maximum leg and knee clearance. Accessory end cap trim kit available.

NOTE RADIUS CORNERS ARE NOT RECOMMENDED ON THE TABLE TOP WHEN A FORM MODESTY IS SPECIFIED

Fixed Form Modesty (FixFormMod XF)

The Fixed Form Modesty panel is mounted to the top with screws through steel brackets. The fixed modesty panel must be field installed into pre-drilled positions in the top. All mounting hardware is packed with the modesty panel. Extruded back panel is black with powder coat options for the perforated steel door. Powder coat finish on perforated door matches the base finish unless specified differently. Transparent powder coat finishes are not available. The panel will be radius with round holes.

NOTE RADIUS CORNERS ARE NOT RECOMMENDED ON THE TABLE TOP WHEN A FORM MODESTY IS SPECIFIED

Folding Form Modesty (FoldFormMod FF)

The Folding Form Modesty panel is mounted to the top with heavy duty steel hinge assemblies. A sliding brace supports the modesty panel in the set-up position and also holds the modesty panel in place in the stored position. Extruded back panel is black with powder coat options for the perforated steel door. Powder coat finish on perforated door matches the base finish unless specified differently. Transparent powder coat finishes are not available. The panel will be radius with round holes.

NOTE RADIUS CORNERS ARE NOT RECOMMENDED ON THE TABLE TOP WHEN A FORM MODESTY IS SPECIFIED



Fixed Lightweight Form Modesty**(FixLightweightFormMod XL)**

The Fixed Lightweight Form Modesty panel is a lightweight version of the Versteel Form Modesty. It is a formed steel perforated panel that is mounted to the top with screws through steel brackets. It must be field installed into pre-drilled positions in the top. A deep channel in the back of the panel allows for the routing of power and data cables inside of the modesty. Mounting hardware is packed with the modesty panel. Powder coat finish on the perforated panel matches the base finish unless specified differently. Transparent powder coat finishes are not available. The panel will be radius with round holes.

NOTE RADIUS CORNERS ARE NOT RECOMMENDED ON THE TABLE TOP WHEN A FORM MODESTY IS SPECIFIED

Removable Lightweight Form Modesty**(RemLightweightFormMod RL)**

The Removable Lightweight Form Modesty panel slides into heavy duty steel brackets that are mounted to the top. Simply tighten the handwheels to secure the modesty in position or loosen them to remove the panel. Powder coat finish on the perforated panel matches the base finish unless specified differently. Transparent powder coat finishes are not available. The panel will be radius with round holes.

NOTE RADIUS CORNERS ARE NOT RECOMMENDED ON THE TABLE TOP WHEN A FORM MODESTY IS SPECIFIED



Training Tables

Brattice
How To Order

VERSTEEL

To Order, Specify...

- 1 Model Number, include top and edge style
- 2 Top Material
 - a. Laminate manufacturer and color
 - b. Veneer species and finish color
- 3 Edge Color
- 4 Base Color
- 5 Additional Options

base model						finish selections			options					
BT	T1	2472	RE	FX	XM	LP2S	/	TW 4746-60	/	CALY	/	PALY	/	
series	base style	top size	top shape	table function	modesty function	top, edge & corner		top laminate manufacture & laminate code		edge color		base color		options

A **BTT1 2472REFX XM LP2S** is a Brattice series 24" x 72" rectangle training table with fixed T1 bases, a fixed modesty and a laminate 1/4" thick top with a PVC edge and square corners.

The codes **TW 4746-60 / CALY / PALY** specify a Wilsonart 4746-60 Woolami Brush laminate, Alloy PVC edge and Alloy bases.

Model Number **BTT1 2472REFX XM**



Orders may be sent via

Mailing Address

Versteel
2332 Cathy Lane
Jasper IN 47546

Contact Versteel

Email contact@versteel.com
Phone 800 876 2120
812 634 2120
Fax 812 482 9318

Laminate

Versteel's standard offering of laminates includes over 900 laminates from Formica, Nevamar, Pionite and Wilsonart.

Laminate manufacturers change standard offerings frequently, making it possible a standard product can become unavailable. Versteel cannot be responsible for any inconvenience this may cause.

PVC Edge Colors

Absolute AcajouCABA	PearlCPEA
AlloyCALY	PlatinumCPLA
CarbonCCAR	Pralines & CreamCPRC
ChampagneCCHA	ShadowCSHA
CoconutCCOC	SnowCSNO
EbonyCEBO	StoneCSTO
Florence WalnutCFLW	StormCSTM
FossilCFOS	WhisperCWHI
GraphiteCGRA	White LinenCWHL
GreyCGRE		
Kensington MapleCKEM		
NimbusCNIM		

Wood Edge Species

AshA01	MapleM01
CherryC01	WalnutW01

Wood Edge Finishes

Ash

BeachWBEA	FogWFOG
ChestnutWCHE	PebbleWPEB
DriftWDRI	WhisperWWHI
FawnWFAW		

Cherry

Blossom CherryWBLC	Java CherryWJAC
Cordovan CherryWCNC	Millwork CherryWMWC
Golden CherryWGNC		

Maple

Caramel MapleWCMM	Sugar MapleWSUM
Solar MapleWSLM		

Walnut

Brighton WalnutWBRW	Natural WalnutWNAW
Espresso WalnutWESW		

Urethane Edge Colors

AlloyUALY	PearlJUPEA
EbonyUEBO	StoneUSTO
FossilUFOS	StormUSTM
GraphiteUGRA	WhisperUWHI
NimbusUNIM	White LinenUWHL

Studio Steel®

Versteel's "urban fabrication" process leaves the telltale signs of welding and assembly on the surface, highlighting a manufacturing aesthetic. Choosing a clear or transparent powder coat is recommended, allowing tonal striations (created as a result of extreme heat), natural textures, and the inherent qualities of raw steel to show through.

Studio Steel Process \$165

Powder Coat Finishes

All powder coat finishes in the Versteel offering have been formulated with the use of epoxy, polyester or epoxy and polyester blends to maximize the finish durability.

Powder Coat Finish Options

Powder Coat – Standard n/c
 Powder Coat – Premium (Hope) \$165
 Powder Coat – Premium (Platinum) \$488

Powder Coat Colors

AlloyPALY	MintPMNT
AmethystPAME	NavyPNAV
AnthracitePANT	NimbusPNIM
Black AnodizedPBLA	NutmegPNUT
BronzePBRO	◆ PacificPPAC
CalypsoPCAL	PearlPPEA
CarbonPCAR	PebblePPEB
ChampagnePCHA	Ⓟ PlatinumPPLA
CoconutPCOC	PoppyPPOP
◆ CopperPCOP	◆ RavenPRAV
CrimsonPCRI	RoyalPROY
◆ CrystalPCRY	SeasidePSEA
DaffodilPDAF	ShipyardsPSHI
EbonyPEBO	SilverPSIL
ForestPFOR	SnowPSNO
FossilPFOS	StonePSTO
◆ GarnetPGAR	StormPSTM
◆ GoldPGOL	Terra CottaPTEC
GraphitePGRA	WhisperPWHI
Ⓟ HopePHOP	White LinenPWHL
Kelly GreenPKEG	Powder Coat AlternativeOPA
◆ MattePMAT		
MicaPMIC		

Transparent Powder Coats (indicated by ◆)

Please note that the transparent characteristics of these powders allow all natural welds and textures inherent to raw steel to be visible. Not available for application on flat sheet metal surfaces found on Brattice disc bases or Form Modesty panels.

Premium Powder Coats (indicated by Ⓟ)

Versteel's premium process uses specially formulated powder coats for a truly unique color palette.

Chrome

Versteel applies a deep luster chrome plated finish. Chrome is the most durable finish available. Specify Chrome and add \$165 list per table.

Chrome ECHR

NOTE DISC BASES ARE NOT AVAILABLE IN CHROME

Nickel

Versteel applies a nickel plated finish with a clear coat applied for durability. Specify Nickel and add \$223 list per table.

Nickel ENKL

NOTE DISC BASES ARE NOT AVAILABLE IN NICKEL

Finish Reference & Samples

For finish color reference, please refer to our website. Contact Versteel Customer Service to receive actual color samples for color matches and final color approval.

Special Laminate**Call for quotation**

Specify code **TSP** (*Special Laminate*), indicate the quoted charges per table

Special laminates and patterns can be specified as an option. To specify, contact Versteel Customer Service for availability and pricing.

NOTE LAMINATES IN STANDARD COLORS AND TEXTURES FROM FORMICA, NEVAMAR, PIONITE AND WILSONART ARE STANDARD

CAUTION LAMINATE MANUFACTURERS CHANGE STANDARD OFFERINGS FREQUENTLY, MAKING IT POSSIBLE A STANDARD PRODUCT CAN BECOME UNAVAILABLE. VERSTEEL CANNOT BE RESPONSIBLE FOR ANY INCONVENIENCE THIS MAY CAUSE.

Custom PVC Color Match**Call for quotation / one time charge per color, per order**

Specify code **OCF** (*Custom PVC Color Match*), add cost from Versteel quotation

PVC Color Match can be the selection of a color that is available from a Versteel supplier or a new custom color developed for the order. Minimum footage requirements mean that the amount of material needed for your order will effect the cost.

For PVC Color Matching you must supply a color reference sample. Versteel will review the sample for possible existing colors available and send a sample for customer approval. If no color match exists, a custom match will be developed and sampled for customer approval before a production schedule is established.

Custom Urethane Edge**Call for quotation / one time charge per color, per order**

Specify code **OCU** (*Custom Urethane Color Match*), add cost from Versteel quotation

For Urethane Color Matching you must supply a color reference sample. A custom match will be developed and sampled for customer approval before a production schedule is established.

Powder Coat Alternative**Call for quotation**

Specify code **OPA** (*Powder Coat Alternative*), add cost from Versteel quotation

Powder Coat Alternative is available from Versteel. The entire RAL color reference along with hundreds of other color and finishes are available.

For Powder Coat Alternative matching, you must supply a color reference sample, or an RAL number. Versteel will review the sample for possible existing colors available and send a sample for customer approval. If no color match exists a custom match can be developed. Call Versteel Customer Service for associated upcharges on custom color development.

Stain Finish Match

\$996 / one time charge per finish, per order

Specify code **OSM** (*Stain Finish Match*), add \$996.00 list per finish, per order

Alternative Stain Finishes are available for veneer and wood edged tops.

For Stain Finish Matching you must supply two 4" x 4" finish color and grain reference samples. An expertly finish matched sample will be provided for customer approval.

NOTE CUSTOMS OR ALTERNATIVES MAY AFFECT STANDARD PRODUCTION SCHEDULES

Adjustable Height - Pneumatic T1 or TC Bases**\$1228 / table**

Specify code **BAT** (*Adjustable Height - Pneumatic T1 or TC*), add \$1228.00 list per table

Pneumatic adjustable height bases cover the most common ergonomic table heights of 26 ¾", 29" and 32" with a simple turn of a handwheel. Pneumatic height bases are designed for field serviceability, if ever needed. Available on T1 or TC fixed or tilt bases.

**ADJUSTABILITY WITH THREE PRESET TABLE HEIGHT STOPS**

TYPING HEIGHT	26 ¾"
STANDARD HEIGHT	29"
WHEELCHAIR HEIGHT	32"

NOTE FOR OTHER TABLE HEIGHT REQUIREMENTS CONTACT VERSTEEL CUSTOMER SERVICE FOR STRUCTURAL DETAILS, PRICING AND AVAILABILITY

Alternate Table Height 32" and Under**\$100 / table**

Specify code **BAH** (*Alternate Height 32" and under*), indicate desired table height (32" or less), add \$100.00 list per table

Suggested typing height table is 26 ¾"
Suggested wheelchair height table is 32"
Suggested stand up height table is 42"

NOTE FOR OTHER TABLE HEIGHT REQUIREMENTS CONTACT VERSTEEL CUSTOMER SERVICE FOR STRUCTURAL DETAILS, PRICING AND AVAILABILITY

Casters - Dual Hard Wheel**\$171 / table**

Specify code **CAS55** (*Casters - Dual Hard Wheel*), add \$171.00 list per table

Dual Hard Wheel, black, 2" diameter, standard locking casters are available for most base styles. Each is fitted into a reinforced caster receiver and must be specified at time of order. Caster option does not change the overall height of the table. See individual product pages for availability and ordering code.

**Mix - Dual Hard Wheel Casters & Glides****\$163 / table**

Specify code **BMD** (*Mix - Dual Hard Wheel Casters & Glides*), add \$163.00 list per table

Tables can be specified with dual hard wheel, black, 2" diameter, standard locking casters on half of the table, with glides on the other half. Each caster is fitted into a reinforced receiver and must be specified at time of order. Mix option does not change the overall height of the table.

Casters - Dual Soft Wheel**\$171 / table**

Specify code **CAS57** (*Casters - Dual Soft Wheel*), add \$171.00 list per table

Dual Soft Wheel, black, 2" diameter, standard locking casters are available for most base styles. Each is fitted into a reinforced caster receiver and must be specified at time of order. Caster option does not change the overall height of the table. See individual product pages for availability and ordering code.

**Self-Leveling Glides****\$49 / table**

Specify code **GLD04** (*Self-Leveling Glides*), add \$49.00 list per table

Self-Leveling Glides replace standard glides. This option allows the table to automatically compensate up to ½" for floors that are not level. Self-leveling glides increase overall table height by ¾". See individual product pages for availability.



Table Floor Mount**\$57 / table**

Specify code **AFB** (*Table Floor Mount Bracket Set*), add \$57.00 list per table

Bracket to slip over the standard table glide and fasten to the floor with fasteners supplied by the installer. Set of four (4) brackets will securely mount the table to the floor to prevent movement.



NOTE NOT AVAILABLE ON BASES WITH CASTERS OR SELF-LEVELING GLIDES

Assembled Folding Table**\$77 / table**

Specify code **BAF** (*Assembled Folding Table*), add \$77.00 list per table

Folding bases can be attached to tops at the factory



NOTE RECTANGLE TABLES WITH FOLDING BASE AND FOLDING MODESTY PANELS ARE SHIPPED ASSEMBLED WITHOUT ADDITIONAL CHARGE

Stretcher Rail**\$243 / table**

Specify code **BTS** (*Stretcher Rail*), required finish selection_, add \$243.00 list per table

Available for T1 style, fixed and tilt bases to increase table rigidity. Necessary tools are provided to install the stretcher.

NOTE A STRETCHER IS NOT A RETROFIT ITEM, IT MUST BE SPECIFIED AT TIME OF ORDER

Top Custom Cutout

\$120 / cutout

Specify code **TCC** (Top Custom Cutout), add \$120.00 list per cutout

Top Custom Cutout requires a drawing for production and is subject to approvals.

Table Link

\$251 / table

Specify code **TLK** (Table Link), add \$251.00 list per table

Table Link is for linking Versteel table configurations in typical room situations.

Table link will prevent the accidental disconnection of power supply to adjacent tables. Available on tables with PVC, 3mm Wood, Wood Square, Wood Fluted and Ergo user side edge details.



Closed end link brackets are provided for tops without bases or tables with a base that does not allow the table to stand alone.



Table Link - Ends Only

\$135 / table

Specify code **TLE** (Table Link - Ends Only), add \$135.00 list per table

Table Link is for linking Versteel table configurations in typical room situations.

Specify Table Link - Ends Only when your configuration requires linking on the table ends only. Available on tables with PVC, 3mm Wood, Wood Square, Wood Fluted and Ergo user side edge details. Table Link - Ends Only is included with electrical package options. This will prevent the accidental disconnection of power supply to adjacent tables.



Laptop Locker

\$1375 / locker

*Fixed tables only (not available on tilt, slim-tilt or folding tables)

Specify code **TLA1** (One Laptop Locker) or code **TLA2** (Two Laptop Lockers) add \$1375.00 list per Laptop Locker.

Indicate Manual Locking Keyed Individually **TMKI**, Manual Locking Keyed Alike **TMKA** or Electronic Locking **TLEL**. Add \$359.00 list per Laptop Locker when Electronic Locking is specified AND **TLP** (Laptop Locker power unit) which is required for the electronic locking option, add \$557.00 list (Power unit sequences up to 10 lockers, includes 1 key).

The minimum table width available with Laptop Locker is 24".



The minimum table length available with Laptop Locker is 36". The maximum table length available is 96".

2 Laptop Lockers can be installed starting at a table length of 60" or greater (table subject to additional base and/or support base when more than one unit is installed in top greater than or equal to 72").

All lockers to have urethane edge on locker door and top opening. Specify Urethane color when ordering a laptop locker.

Urethane Colors

Alloy UALY	Pearl JUPEA
Ebony UEBO	Stone USTO
Fossil UFOS	Storm USTM
Graphite UGRA	Whisper UWHI
Nimbus UNIM	White Linen UWHL

NOTE LAPTOP LOCKER IS NOT AVAILABLE ON VENEER TOP SURFACES, WOODGRAIN OR DIRECTIONAL PATTERN LAMINATES OR TABLE WITH LIGHTWEIGHT LAMINATE CORE.

For additional questions contact Versteel Customer Service at 800.876.2120.

Table Transport

\$1855 / each

Specify code **ATT3054** (Table Transport), add \$1855.00 list each

The transport saves time and labor. Its 31" width can move tables of any length through doorways with ease.



SPECIFICATIONS

- Weight: 61 lbs.
- 31" x 54" overall footprint
- Black powder coat finish
- Two (2) swivel and two (2) non-swivel casters
- 5" casters are non-marking wheel material

TRANSPORT CAPACITY

FOLDED TABLES WITHOUT MODESTY PANEL	6 ON EDGE 8 STACKED FLAT
FOLDED TABLES WITH MODESTY	5 STACKED FLAT
OVERLAPPING FOLDED TABLES	4 ON EDGE

NOTE MAXIMUM LOAD WEIGHT: 1,000 LBS

NOTE TABLES GREATER THAN 27" IN WIDTH DO NOT STACK HORIZONTALLY ON THE TRANSPORT



Questions?








800 876 2120


Overlapping Folding Bases

top >
edge >

edge ordering code (radius corner) >
or
edge ordering code (square corner) >
top thickness >

edge ordering code (radius corner) >
or
edge ordering code (square corner) >
top thickness >

Laminate PVC	Laminate Wood	Laminate Soft PVC	Laminate Urethane/PVC
Flat  LP2R or LP2S 1 1/4"	Flat  LW2R or LW2S 1 1/4"	Bumper  LB2R 1 1/4"	Ergo (user side only)  LUPE2R or LUPE2S 1 1/4"
Fluted  LFP2R or LFP2S 1 1/4"	Fluted  LWF2R or LWF2S 1 1/4"	Reverse Bevel Acrylic  LMRA2R or LMRA2S 1 1/4"	PVC on remaining sides 1 1/4"
1 1/4"	1 1/4"	1 1/4"	1 1/4"

Base Style	Table Description	Model #	Product Wt
 T1	18 x 48 Fix w/FixMod	BTT1 1848REFX XM	65
	18 x 48 Fix w/RemMod	BTT1 1848REFX RM	65
	18 x 48 Fold w/RemMod	BTT1 1848REFO RM	67
	18 x 48 Slim-Tilt w/HangMod	BTT1 1848REST HM	77
	18 x 48 Fix w/FixLightweightFormMod	BTT1 1848REFX XL	65
	18 x 48 Fix w/RemLightweightFormMod	BTT1 1848REFX RL	65
	18 x 48 Fold w/RemLightweightFormMod	BTT1 1848REFO RL	67
	18 x 48 Fix w/FixFormMod	BTT1 1848REFX XF	65
	18 x 60 Fix w/FixMod	BTT1 1860REFX XM	76
	18 x 60 Fix w/RemMod	BTT1 1860REFX RM	76
	18 x 60 Fold w/RemMod	BTT1 1860REFD RM	78
	18 x 60 Slim-Tilt w/HangMod	BTT1 1860REST HM	88
	18 x 60 Fix w/FixLightweightFormMod	BTT1 1860REFX XL	75
	18 x 60 Fix w/RemLightweightFormMod	BTT1 1860REFX RL	75
	18 x 60 Fold w/RemLightweightFormMod	BTT1 1860REFD RL	77
	18 x 60 Fix w/FixFormMod	BTT1 1860REFX XF	88
	18 x 72 Fix w/FixMod	BTT1 1872REFX XM	87
	18 x 72 Fix w/RemMod	BTT1 1872REFX RM	87
	18 x 72 Fold w/RemMod	BTT1 1872REFD RM	89
	18 x 72 Slim-Tilt w/HangMod	BTT1 1872REST HM	99
	18 x 72 Fix w/FixLightweightFormMod	BTT1 1872REFX XL	88
	18 x 72 Fix w/RemLightweightFormMod	BTT1 1872REFX RL	88
	18 x 72 Fold w/RemLightweightFormMod	BTT1 1872REFD RL	90
	18 x 72 Fix w/FixFormMod	BTT1 1872REFX XF	102

Note: Training tables are often used with lightweight computer accessories. For heavy duty applications, such as large scale computer equipment, multiple monitor mounts, etc., Versteel suggests adding a third leg or stretcher. Contact Customer Service if you have specific application concerns or questions.

To Order, Specify...

- 1 Model Number
- 2 Top Material
- 3 Edge Style and Thickness
- 4 Edge Color
- 5 Base Color
- 6 Additional Options



Base Options	Code	Price
Assembled Folding TableBAF	\$ 77
Alternate Table Height 32" & Under.....	.BAH	\$ 100
Alternate Table Height 32" & Over.....	.BSP	\$ call
Adjustable Height, Pneumatic (Fix/Tilt).....	.BAT	\$ 1228
Casters (4), Dual Wheel Black Hard WheelCAS55	\$ 171
Casters (4), Dual Wheel Black Soft WheelCAS57	\$ 171
Mix, Dual Wheel Casters & GlidesBMD	\$ 163
Self-Leveling Glides (4).....	.GLD04	\$ 49
Stretcher Rail (Fix/Tilt) Finish Same as Base.....	.BTS	\$ 243

Finish Options	Price
Chrome	\$ 165
Nickel.....	\$ 223
Powder Coat, Standard	n/c
Powder Coat, Premium.....	\$ 165
Platinum.....	\$ 488

Top Options	Code	Price
Table Link (all four sides)TLK	\$ 251
Table Link (18" ends only).....	.TLE	\$ 135
Special Laminate.....	.TSP	call
Custom Cutout (per cutout)TCC	\$ 120

Power + Data Options
Please reference the Power + Data Price List

Wire Management Options	Code	Price
Basket, Modesty Mount.....	.WBM	\$ 97
Basket, Under Top Mount.....	.WBT	\$ 97
Cable Hook LegwayWCK	\$ 119
Canvas LegwayWCL	\$ 100
Plastic Legway.....	.WRL	\$ 78
1 Oval Brush Grommet, Location A.....	.WOA	\$ 97
2 Oval Brush Grommets, Location E.....	.WOE	\$ 194
1 Oval Brush Grommet, Provide Location Print.....	.WOG	\$ 97
1 Round Grommet, Location A.....	.WRA	\$ 76
2 Round Grommets, Location E.....	.WRE	\$ 152
1 Round Grommet, Provide Location PrintWRG	\$ 76

Accessories	Code	Price
CPU Holder (3" - 9" adjustment)ACPU3-9F	\$ 237
CPU Holder (5" - 8" adjustment).....	.ACPU5-8F	\$ 155
CPU Holder (3" - 5" adjustment).....	.ACPU3F	\$ 155
Table TransportATT3054	\$ 1855
Table Floor Mount Bracket Set.....	.AFB	\$ 57










Questions?


800 876 2120

top >
edge >

edge ordering code (radius corner) >
or
edge ordering code (square corner) >
top thickness >

edge ordering code (radius corner) >
or
edge ordering code (square corner) >
top thickness >
top thickness price >

Laminate PVC	Laminate Wood	Laminate Soft PVC	Laminate Urethane/PVC
Flat  LP2R or LP2S 1 1/4"	Flat  LW2R or LW2S 1 1/4"	Bumper  LB2R 1 1/4"	Ergo (user side only)  LUPE2R or LUPE2S 1 1/4"
Fluted  LPF2R or LPF2S 1 1/4"	Fluted  LWF2R or LWF2S 1 1/4"	Reverse Bevel Acrylic  LMRA2R or LMRA2S 1 1/4"	PVC on remaining sides 1 1/4"
1 1/4"	1 1/4"	1 1/4"	1 1/4"

Base Style	Table Description	Model #	Product Wt
 T1	18 x 84 Fix w/FixMod	BTT1 1884REFX XM	98
	18 x 84 Fix w/RemMod	BTT1 1884REFX RM	98
	18 x 84 Fold w/RemMod	BTT1 1884REFD RM	100
	18 x 84 Slim-Tilt w/HangMod	BTT1 1884REST HM	110
	18 x 90 Fix w/FixMod	BTT1 1890REFX XM	104
	18 x 90 Fix w/RemMod	BTT1 1890REFX RM	104
	18 x 90 Fold w/RemMod	BTT1 1890REFD RM	106
	18 x 90 Slim-Tilt w/HangMod	BTT1 1890REST HM	116
	18 x 96 Fix w/FixMod	BTT1 1896REFX XM	109
	18 x 96 Fix w/RemMod	BTT1 1896REFX RM	109
	18 x 96 Fold w/RemMod	BTT1 1896REFD RM	111
	18 x 96 Slim-Tilt w/HangMod	BTT1 1896REST HM	121

Note: The price of the 84", 90" and 96" models include a stretcher rail required for additional support. Contact Customer Service if you have specific application concerns or questions.

To Order, Specify...

- 1 Model Number
- 2 Top Material
- 3 Edge Style and Thickness
- 4 Edge Color
- 5 Base Color
- 6 Additional Options



Base Options	Code	Price
Assembled Folding TableBAF	\$ 77
Alternate Table Height 32" & Under.....	.BAH	\$ 100
Alternate Table Height 32" & Over.....	.BSP	\$ call
Adjustable Height, Pneumatic (Fix/Tilt).....	.BAT	\$ 1228
Self-Leveling Glides (4).....	.GLD04	\$ 49
Stretcher Rail (Fix/Tilt) Finish Same as Base.....	.BTS	\$ 243

Finish Options		
Chrome		\$ 165
Nickel.....		\$ 223
Powder Coat, Standard		n/c
Powder Coat, Premium.....		\$ 165
Platinum.....		\$ 488

Top Options		
Table Link (all four sides)TLK	\$ 251
Table Link (18" ends only).....	.TLE	\$ 135
Special Laminate.....	.TSP	call
Custom Cutout (per cutout)TCC	\$ 120

Power + Data Options
Please reference the Power + Data Price List

Wire Management Options		
Basket, Modesty Mount.....	.WBM	\$ 97
Basket, Under Top Mount.....	.WBT	\$ 97
Cable Hook LegwayWCK	\$ 119
Canvas LegwayWCL	\$ 100
Plastic Legway.....	.WRL	\$ 78
1 Oval Brush Grommet, Location A.....	.WOA	\$ 97
2 Oval Brush Grommets, Location E.....	.WOE	\$ 194
1 Oval Brush Grommet, Provide Location Print.....	.WOG	\$ 97
1 Round Grommet, Location A.....	.WRA	\$ 76
2 Round Grommets, Location E.....	.WRE	\$ 152
1 Round Grommet, Provide Location PrintWRG	\$ 76

Accessories		
CPU Holder (3" - 9" adjustment)ACPU3-9F	\$ 237
CPU Holder (5" - 8" adjustment).....	.ACPU5-8F	\$ 155
CPU Holder (3" - 5" adjustment).....	.ACPU3F	\$ 155
Table TransportATT3054	\$ 1855
Table Floor Mount Bracket Set.....	.AFB	\$ 57



Questions?

800 876 2120

Overlapping Folding Bases

top >
edge >

edge ordering code (radius corner) >
or
edge ordering code (square corner) >
top thickness >

edge ordering code (radius corner) >
or
edge ordering code (square corner) >
top thickness >
top thickness price >

Laminate PVC	Laminate Wood	Laminate Soft PVC	Laminate Urethane/PVC
Flat LP2R or LP2S 1 1/4"	Flat LW2R or LW2S 1 1/4"	Bumper LB2R 1 1/4"	Ergo (user side only) LUPE2R or LUPE2S 1 1/4"
Fluted LPF2R or LPF2S 1 1/4"	Fluted LWF2R or LWF2S 1 1/4"	Reverse Bevel Acrylic LMRA2R or LMRA2S 1 1/4"	PVC on remaining sides 1 1/4"
1 1/4"	1 1/4"	1 1/4"	1 1/4"

Base Style	Table Description	Model #	Product Wt
<p>T1</p>	20 x 48 Fix w/FixMod	BTTI 2048REFX XM	68
	20 x 48 Fix w/RemMod	BTTI 2048REFX RM	68
	20 x 48 Fold w/RemMod	BTTI 2048REFO RM	70
	20 x 48 Slim-Tilt w/Hang Mod	BTTI 2048REST HM	80
	20 x 48 Fix w/FixLightweightFormMod	BTTI 2048REFX XL	68
	20 x 48 Fix w/RemLightweightFormMod	BTTI 2048REFX RL	68
	20 x 48 Fold w/RemLightweightFormMod	BTTI 2048REFO RL	70
	20 x 48 w/FixFormMod	BTTI 2048REFX XF	68
	20 x 60 Fix w/FixMod	BTTI 2060REFX XM	80
	20 x 60 Fix w/RemMod	BTTI 2060REFX RM	80
	20 x 60 Fold w/RemMod	BTTI 2060REFD RM	82
	20 x 60 Slim-Tilt w/Hang Mod	BTTI 2060REST HM	92
	20 x 60 Fix w/FixLightweightFormMod	BTTI 2060REFX XL	79
	20 x 60 Fix w/RemLightweightFormMod	BTTI 2060REFX RL	79
	20 x 60 Fold w/RemLightweightFormMod	BTTI 2060REFD RL	81
	20 x 60 Fix w/FixFormMod	BTTI 2060REFX XF	92
	20 x 72 Fix w/FixMod	BTTI 2072REFX XM	92
	20 x 72 Fix w/RemMod	BTTI 2072REFX RM	92
	20 x 72 Fold w/RemMod	BTTI 2072REFD RM	94
	20 x 72 Slim-Tilt w/Hang Mod	BTTI 2072REST HM	104
	20 x 72 Fix w/FixLightweightFormMod	BTTI 2072REFX XL	93
	20 x 72 Fix w/RemLightweightFormMod	BTTI 2072REFX RL	93
	20 x 72 Fold w/RemLightweightFormMod	BTTI 2072REFD RL	95
	20 x 72 Fix w/FixFormMod	BTTI 2072REFX XF	107

Note: Training tables are often used with lightweight computer accessories. For heavy duty applications, such as large scale computer equipment, multiple monitor mounts, etc., Versteel suggests adding a third leg or stretcher. Contact Customer Service if you have specific application concerns or questions.

To Order, Specify...

- 1 Model Number
- 2 Top Material
- 3 Edge Style and Thickness
- 4 Edge Color
- 5 Base Color
- 6 Additional Options



Base Options	Code	Price
Assembled Folding TableBAF	\$ 77
Alternate Table Height 32" & Under.....	.BAH	\$ 100
Alternate Table Height 32" & Over.....	.BSP	\$ call
Adjustable Height, Pneumatic (Fix/Tilt).....	.BAT	\$ 1228
Casters (4), Dual Wheel Black Hard WheelCAS55	\$ 171
Casters (4), Dual Wheel Black Soft WheelCAS57	\$ 171
Mix, Dual wheel Casters & Glides.....	.BMD	\$ 163
Self-Leveling Glides (4).....	.GLD04	\$ 49
Stretcher Rail (Fix/Tilt) Finish Same as Base.....	.BTS	\$ 243

Finish Options		
Chrome		\$ 165
Nickel.....		\$ 223
Powder Coat, Standard		n/c
Powder Coat, Premium.....		\$ 165
Platinum.....		\$ 488

Top Options		
Table Link (all four sides)TLK	\$ 251
Table Link (20" ends only)TLE	\$ 135
Special Laminate.....	.TSP	call
Custom Cutout (per cutout)TCC	\$ 120

Power + Data Options
Please reference the Power + Data Price List

Wire Management Options		
Basket, Modesty Mount.....	.WBM	\$ 97
Basket, Under Top Mount.....	.WBT	\$ 97
Cable Hook LegwayWCK	\$ 119
Canvas LegwayWCL	\$ 100
Plastic Legway.....	.WRL	\$ 78
1 Oval Brush Grommet, Location A.....	.WOA	\$ 97
2 Oval Brush Grommets, Location E.....	.WOE	\$ 194
1 Oval Brush Grommet, Provide Location Print.....	.WOG	\$ 97
1 Round Grommet, Location A.....	.WRA	\$ 76
2 Round Grommets, Location E.....	.WRE	\$ 152
1 Round Grommet, Provide Location PrintWRG	\$ 76

Accessories		
CPU Holder (3" - 9" adjustment)ACPU3-9F	\$ 237
CPU Holder (5" - 8" adjustment).....	.ACPU5-8F	\$ 155
CPU Holder (3" - 5" adjustment).....	.ACPU3F	\$ 155
Table TransportATT3054	\$ 1855
Table Floor Mount Bracket Set.....	.AFB	\$ 57



Questions?

800 876 2120

top >
edge >

edge ordering code (radius corner) >
or
edge ordering code (square corner) >
top thickness >

edge ordering code (radius corner) >
or
edge ordering code (square corner) >
top thickness >
top thickness price >

Laminate PVC	Laminate Wood	Laminate Soft PVC	Laminate Urethane/PVC
Flat LP2R or LP2S 1 1/4"	Flat LW2R or LW2S 1 1/4"	Bumper LB2R 1 1/4"	Ergo (user side only) LUPE2R or LUPE2S 1 1/4"
Fluted LPF2R or LPF2S 1 1/4"	Fluted LWF2R or LWF2S 1 1/4"	Reverse Bevel Acrylic LMRA2R or LMRA2S 1 1/4"	PVC on remaining sides 1 1/4"
1 1/4"	1 1/4"	1 1/4"	1 1/4"

Base Style	Table Description	Model #	Product Wt
 T1	20 x 84 Fix w/FixMod	BTT1 2084REFX XM	104
	20 x 84 Fix w/RemMod	BTT1 2084REFX RM	104
	20 x 84 Fold w/RemMod	BTT1 2084REFD RM	106
	20 x 84 Slim-Tilt w/HangMod	BTT1 2084REST HM	116
	20 x 90 Fix w/FixMod	BTT1 2090REFX XM	110
	20 x 90 Fix w/RemMod	BTT1 2090REFX RM	110
	20 x 90 Fold w/RemMod	BTT1 2090REFD RM	112
	20 x 90 Slim-Tilt w/HangMod	BTT1 2090REST HM	122
	20 x 96 Fix w/FixMod	BTT1 2096REFX XM	116
	20 x 96 Fix w/RemMod	BTT1 2096REFX RM	116
	20 x 96 Fold w/RemMod	BTT1 2096REFD RM	118
	20 x 96 Slim-Tilt w/HangMod	BTT1 2096REST HM	128

Note: The price of the 84", 90" and 96" models include a stretcher rail required for additional support. Contact Customer Service if you have specific application concerns or questions.

To Order, Specify...

- 1 Model Number
- 2 Top Material
- 3 Edge Style and Thickness
- 4 Edge Color
- 5 Base Color
- 6 Additional Options



Base Options	Code	Price
Assembled Folding TableBAF	\$ 77
Alternate Table Height 32" & Under.....	.BAH	\$ 100
Alternate Table Height 32" & Over.....	.BSP	\$ call
Adjustable Height, Pneumatic (Fix/Tilt).....	.BAT	\$ 1228
Self-Leveling Glides (4).....	.GLD04	\$ 49
Stretcher Rail (Fix/Tilt) Finish Same as Base.....	.BTS	\$ 243

Finish Options		
Chrome		\$ 165
Nickel.....		\$ 223
Powder Coat, Standard		n/c
Powder Coat, Premium.....		\$ 165
Platinum.....		\$ 488

Top Options		
Table Link (all four sides)TLK	\$ 251
Table Link (20" ends only)TLE	\$ 135
Special Laminate.....	.TSP	call
Custom Cutout (per cutout)TCC	\$ 120

Power + Data Options
Please reference the Power + Data Price List

Wire Management Options		
Basket, Modesty Mount.....	.WBM	\$ 97
Basket, Under Top Mount.....	.WBT	\$ 97
Cable Hook LegwayWCK	\$ 119
Canvas LegwayWCL	\$ 100
Plastic Legway.....	.WRL	\$ 78
1 Oval Brush Grommet, Location A.....	.WOA	\$ 97
2 Oval Brush Grommets, Location E.....	.WOE	\$ 194
1 Oval Brush Grommet, Provide Location Print.....	.WOG	\$ 97
1 Round Grommet, Location A.....	.WRA	\$ 76
2 Round Grommets, Location E.....	.WRE	\$ 152
1 Round Grommet, Provide Location PrintWRG	\$ 76

Accessories		
CPU Holder (3" - 9" adjustment)ACPU3-9F	\$ 237
CPU Holder (5" - 8" adjustment).....	.ACPU5-8F	\$ 155
CPU Holder (3" - 5" adjustment).....	.ACPU3F	\$ 155
Table TransportATT3054	\$ 1855
Table Floor Mount Bracket Set.....	.AFB	\$ 57



Questions?

800 876 2120

Overlapping Folding Bases

top >
edge >

edge ordering code (radius corner) >
or
edge ordering code (square corner) >
top thickness >

edge ordering code (radius corner) >
or
edge ordering code (square corner) >
top thickness >

Laminate PVC	Laminate Wood	Laminate Soft PVC	Laminate Urethane/PVC
Flat LP2R or LP2S 1 1/4"	Flat LW2R or LW2S 1 1/4"	Bumper LB2R 1 1/4"	Ergo (user side only) LUPE2R or LUPE2S 1 1/4"
Fluted LPF2R or LPF2S 1 1/4"	Fluted LWF2R or LWF2S 1 1/4"	Reverse Bevel Acrylic LMRA2R or LMRA2S 1 1/4"	PVC on remaining sides 1 1/4"
1 1/4"	1 1/4"	1 1/4"	1 1/4"

Base Style	Table Description	Model #	Product Wt
<p>T1</p>	24 x 48 Fix w/FixMod	BTTI 2448REFX XM	76
	24 x 48 Fix w/RemMod	BTTI 2448REFX RM	76
	24 x 48 Fold <input checked="" type="checkbox"/> w/RemMod	BTTI 2448REFO RM	80
	24 x 48 Slim-Tilt w/Hang Mod	BTTI 2448REST HM	88
	24 x 48 Fix w/FixLightweightFormMod	BTTI 2448REFX XL	76
	24 x 48 Fix w/RemLightweightFormMod	BTTI 2448REFX RL	76
	24 x 48 Fold <input checked="" type="checkbox"/> w/RemLightweightFormMod	BTTI 2448REFO RL	80
	24 x 48 w/FixFormMod	BTTI 2448REFX XF	76
	24 x 60 Fix w/FixMod	BTTI 2460REFX XM	89
	24 x 60 Fix w/RemMod	BTTI 2460REFX RM	89
	24 x 60 Fold w/RemMod	BTTI 2460REFD RM	93
	24 x 60 Fold w/FoldMod	BTTI 2460REFD FM	93
	24 x 60 Slim-Tilt w/HangMod	BTTI 2460REST HM	101
	24 x 60 Fix w/FixLightweightFormMod	BTTI 2460REFX XL	88
	24 x 60 Fix w/RemLightweightFormMod	BTTI 2460REFX RL	88
	24 x 60 Fold w/RemLightweightFormMod	BTTI 2460REFD RL	92
	24 x 60 Fix w/FixFormMod	BTTI 2460REFX XF	101
	24 x 60 Fold w/FoldFormMod	BTTI 2460REFD FF	105

Note: Training tables are often used with lightweight computer accessories. For heavy duty applications, such as large scale computer equipment, multiple monitor mounts, etc., Versteel suggests adding a third leg or stretcher. Contact Customer Service if you have specific application concerns or questions.

To Order, Specify...

- 1 Model Number
- 2 Top Material
- 3 Edge Style and Thickness
- 4 Edge Color
- 5 Base Color
- 6 Additional Options



Base Options	Code	Price
Assembled Folding TableBAF	\$ 77
Alternate Table Height 32" & Under.....	.BAH	\$ 100
Alternate Table Height 32" & Over.....	.BSP	\$ call
Adjustable Height, Pneumatic (Fix/Tilt).....	.BAT	\$ 1228
Casters (4), Dual Wheel Black Hard WheelCAS55	\$ 171
Casters (4), Dual Wheel Black Soft WheelCAS57	\$ 171
Mix, Dual wheel Casters & Glides.....	.BMD	\$ 163
Self-Leveling Glides (4).....	.GLD04	\$ 49
Stretcher Rail (Fix/Tilt) Finish Same as Base.....	.BTS	\$ 243

Finish Options		
Chrome		\$ 165
Nickel.....		\$ 223
Powder Coat, Standard		n/c
Powder Coat, Premium.....		\$ 165
Platinum.....		\$ 488

Top Options		
Table Link (all four sides)TLK	\$ 251
Table Link (24" ends only)TLE	\$ 135
Special Laminate.....	.TSP	call
Custom Cutout (per cutout)TCC	\$ 120
Laptop Locker (each).....	.TLA	\$ 1375
(available on fixed tables only, see page 34 in All Tables Price List for additional information)		
Electronic Lock (per locker).....	.TLEL	\$ 359
Power Unit (up to 10 lockers sequenced)TLPU	\$ 567
(includes 1 key, required for electronic lock)		

Power + Data Options
Please reference the Power + Data Price List

Wire Management Options		
Basket, Modesty Mount.....	.WBM	\$ 97
Basket, Under Top MountWBT	\$ 97
Cable Hook LegwayWCK	\$ 119
Canvas LegwayWCL	\$ 100
Plastic Legway.....	.WRL	\$ 78
1 Oval Brush Grommet, Location A.....	.WOA	\$ 97
2 Oval Brush Grommets, Location EWOE	\$ 194
1 Oval Brush Grommet, Provide Location Print.....	.WOG	\$ 97
1 Round Grommet, Location AWRA	\$ 76
2 Round Grommets, Location E.....	.WRE	\$ 152
1 Round Grommet, Provide Location PrintWRG	\$ 76

Accessories		
Keyboard Platform w/ Mouse Surface.....	.AKP27M	\$ 760
CPU Holder (3" - 9" adjustment)ACPU3-9F	\$ 237
CPU Holder (5" - 8" adjustment).....	.ACPU5-8F	\$ 155
CPU Holder (3" - 5" adjustment).....	.ACPU3F	\$ 155
Table Transport.....	.ATT3054	\$ 1855
Table Floor Mount Bracket Set.....	.AFB	\$ 57



Questions?

800 876 2120

Overlapping Folding Bases

top >
edge >

edge ordering code (radius corner) >
or
edge ordering code (square corner) >
top thickness >

edge ordering code (radius corner) >
or
edge ordering code (square corner) >
top thickness >

Laminate PVC	Laminate Wood	Laminate Soft PVC	Laminate Urethane/PVC
Flat LP2R or LP2S 1 1/4"	Flat LW2R or LW2S 1 1/4"	Bumper LB2R 1 1/4"	Ergo (user side only) LUPE2R or LUPE2S 1 1/4"
Fluted LPF2R or LPF2S 1 1/4"	Fluted LWF2R or LWF2S 1 1/4"	Reverse Bevel Acrylic LMRA2R or LMRA2S 1 1/4"	PVC on remaining sides 1 1/4"
1 1/4"	1 1/4"	1 1/4"	1 1/4"

Base Style	Table Description	Model #	Product Wt
 T1	24 x 72 Fix w/FixMod	BTTI 2472REFX XM	103
	24 x 72 Fix w/RemMod	BTTI 2472REFX RM	103
	24 x 72 Fold w/RemMod	BTTI 2472REFD RM	107
	24 x 72 Slim-Tilt w/HangMod	BTTI 2472REST HM	115
	24 x 72 Fix w/FixLightweightFormMod	BTTI 2472REFX XL	103
	24 x 72 Fix w/RemLightweightFormMod	BTTI 2472REFX RL	103
	24 x 72 Fold w/RemLightweightFormMod	BTTI 2472REFD RL	107
	24 x 72 Fix w/FixFormMod	BTTI 2472REFX XF	118
	24 x 84 Fix w/FixMod	BTTI 2484REFX XM	116
	24 x 84 Fix w/RemMod	BTTI 2484REFX RM	116
	24 x 84 Fold w/RemMod	BTTI 2484REFD RM	120
	24 x 84 Slim-Tilt w/HangMod	BTTI 2484REST HM	128
	24 x 90 Fix w/FixMod	BTTI 2490REFX XM	124
	24 x 90 Fix w/RemMod	BTTI 2490REFX RM	124
	24 x 90 Fold w/RemMod	BTTI 2490REFD RM	128
	24 x 90 Slim-Tilt w/HangMod	BTTI 2490REST HM	136
	24 x 96 Fix w/FixMod	BTTI 2496REFX XM	130
	24 x 96 Fix w/RemMod	BTTI 2496REFX RM	130
	24 x 96 Fold w/RemMod	BTTI 2496REFD RM	134
	24 x 96 Slim-Tilt w/HangMod	BTTI 2496REST HM	142

Note: Training tables are often used with lightweight computer accessories. For heavy duty applications, such as large scale computer equipment, multiple monitor mounts, etc., Versteel suggests adding a third leg or stretcher. The price of the 84", 90" and 96" models include a stretcher rail required for additional support. Contact Customer Service if you have specific application concerns or questions.

To Order, Specify...

- 1 Model Number
- 2 Top Material
- 3 Edge Style and Thickness
- 4 Edge Color
- 5 Base Color
- 6 Additional Options



Base Options	Code	Price
Assembled Folding TableBAF	\$ 77
Alternate Table Height 32" & Under.....	.BAH	\$ 100
Alternate Table Height 32" & Over.....	.BSP	\$ call
Adjustable Height, Pneumatic (Fix/Tilt).....	.BAT	\$ 1228
Casters (4), Dual Wheel Black Hard WheelCAS55	\$ 171 (72" only)
Casters (4), Dual Wheel Black Soft WheelCAS57	\$ 171 (72" only)
Mix, Dual Wheel Casters & GlidesBMD	\$ 163
Self-Leveling Glides (4).....	.GLD04	\$ 49
Stretcher Rail (Fix/Tilt) Finish Same as Base.....	.BTS	\$ 243

Finish Options		
Chrome		\$ 165
Nickel.....		\$ 223
Powder Coat, Standard		n/c
Powder Coat, Premium.....		\$ 165
Platinum.....		\$ 488

Top Options		
Table Link (all four sides)TLK	\$ 251
Table Link (24" ends only)TLE	\$ 135
Special Laminate.....	.TSP	call
Custom Cutout (per cutout)TCC	\$ 120
Laptop Locker (each).....	.TLA	\$ 1375
(available on fixed tables only, see page 34 in All Tables Price List for additional information)		
Electronic Lock (per locker).....	.TLEL	\$ 359
Power Unit (up to 10 lockers sequenced).....	.TLPU	\$ 567
(includes 1 key, required for electronic lock)		

Power + Data Options
Please reference the Power + Data Price List

Wire Management Options		
Basket, Modesty Mount.....	.WBM	\$ 97
Basket, Under Top Mount.....	.WBT	\$ 97
Cable Hook LegwayWCK	\$ 119
Canvas LegwayWCL	\$ 100
Plastic Legway.....	.WRL	\$ 78
1 Oval Brush Grommet, Location A.....	.WOA	\$ 97
2 Oval Brush Grommets, Location EWOE	\$ 194
1 Oval Brush Grommet, Provide Location Print.....	.WOG	\$ 97
1 Round Grommet, Location AWRA	\$ 76
2 Round Grommets, Location E.....	.WRE	\$ 152
1 Round Grommet, Provide Location PrintWRG	\$ 76

Accessories		
Keyboard Platform w/Mouse SurfaceAKP27M	\$ 760
CPU Holder (3" - 9" adjustment)ACPU3-9F	\$ 237
CPU Holder (5" - 8" adjustment).....	.ACPU5-8F	\$ 155
CPU Holder (3" - 5" adjustment).....	.ACPU3F	\$ 155
Table TransportATT3054	\$ 1855
Table Floor Mount Bracket Set.....	.AFB	\$ 57



Questions?

800 876 2120

Overlapping Folding Bases

top >
edge >

edge ordering code (radius corner) >
or
edge ordering code (square corner) >
top thickness >

edge ordering code (radius corner) >
or
edge ordering code (square corner) >
top thickness >

Laminate PVC	Laminate Wood	Laminate Soft PVC	Laminate Urethane/PVC
Flat LP2R or LP2S 1 1/4"	Flat LW2R or LW2S 1 1/4"	Bumper LB2R 1 1/4"	Ergo (user side only) LUPE2R or LUPE2S 1 1/4"
Fluted LPF2R or LPF2S 1 1/4"	Fluted LWF2R or LWF2S 1 1/4"	Reverse Bevel Acrylic LMRA2R or LMRA2S 1 1/4"	PVC on remaining sides 1 1/4"
1 1/4"	1 1/4"	1 1/4"	1 1/4"

Base Style	Table Description	Model #	Product Wt
<p>T1</p>	30 x 48 Fix w/FixMod	BTTI 3048REFX XM	87
	30 x 48 Fix w/RemMod	BTTI 3048REFX RM	87
	30 x 48 Fold <input checked="" type="checkbox"/> w/RemMod	BTTI 3048REFO RM	91
	30 x 48 Slim-Tilt w/Hang Mod	BTTI 3048REST HM	99
	30 x 48 Fix w/FixLightweightFormMod	BTTI 3048REFX XL	87
	30 x 48 Fix w/RemLightweightFormMod	BTTI 3048REFX RL	87
	30 x 48 Fold <input checked="" type="checkbox"/> w/RemLightweightFormMod	BTTI 3048REFO RL	91
	30 x 48 w/FixFormMod	BTTI 3048REFX XF	87
	30 x 60 Fix w/FixMod	BTTI 3060REFX XM	102
	30 x 60 Fix w/RemMod	BTTI 3060REFX RM	102
	30 x 60 Fold w/RemMod	BTTI 3060REFD RM	106
	30 x 60 Fold w/FoldMod	BTTI 3060REFD FM	106
	30 x 60 Slim-Tilt w/HangMod	BTTI 3060REST HM	114
	30 x 60 Fix w/FixLightweightFormMod	BTTI 3060REFX XL	102
	30 x 60 Fix w/RemLightweightFormMod	BTTI 3060REFX RL	102
	30 x 60 Fold w/RemLightweightFormMod	BTTI 3060REFD RL	106
	30 x 60 Fix w/FixFormMod	BTTI 3060REFX XF	114
	30 x 60 Fold w/FoldFormMod	BTTI 3060REFD FF	118

Note: Training tables are often used with lightweight computer accessories. For heavy duty applications, such as large scale computer equipment, multiple monitor mounts, etc., Versteel suggests adding a third leg or stretcher. Contact Customer Service if you have specific application concerns or questions.

To Order, Specify...

- 1 Model Number
- 2 Top Material
- 3 Edge Style and Thickness
- 4 Edge Color
- 5 Base Color
- 6 Additional Options



Base Options	Code	Price
Assembled Folding Table	BAF	\$ 77
Alternate Table Height 32" & Under.....	BAH	\$ 100
Alternate Table Height 32" & Over.....	BSP	\$ call
Adjustable Height, Pneumatic (Fix/Tilt).....	BAT	\$ 1228
Casters (4), Dual Wheel Black Hard Wheel	CAS55	\$ 171
Casters (4), Dual Wheel Black Soft Wheel	CAS57	\$ 171
Mix, Dual Wheel Casters & Glides	BMD	\$ 163
Self-Leveling Glides (4).....	GLD04	\$ 49
Stretcher Rail (Fix/Tilt) Finish Same as Base.....	BTS	\$ 243

Finish Options		
Chrome		\$ 165
Nickel.....		\$ 223
Powder Coat, Standard		n/c
Powder Coat, Premium.....		\$ 165
Platinum.....		\$ 488

Top Options		
Table Link (all four sides)	TLK	\$ 251
Table Link (30" ends only)	TLE	\$ 135
Special Laminate.....	TSP	call
Custom Cutout (per cutout)	TCC	\$ 120
Laptop Locker (each).....	TLA	\$ 1375
(available on fixed tables only, see page 34 in All Tables Price List for additional information)		
Electronic Lock (per locker).....	TELE	\$ 359
Power Unit (up to 10 lockers sequenced)	TLPU	\$ 567
(includes 1 key, required for electronic lock)		

Power + Data Options
Please reference the Power + Data Price List

Wire Management Options		
Basket, Modesty Mount.....	WBM	\$ 97
Basket, Under Top Mount	WBT	\$ 97
Cable Hook Legway	WCK	\$ 119
Canvas Legway	WCL	\$ 100
Plastic Legway.....	WRL	\$ 78
1 Oval Brush Grommet, Location A.....	WOA	\$ 97
2 Oval Brush Grommets, Location E	WOE	\$ 194
1 Oval Brush Grommet, Provide Location Print.....	WOG	\$ 97
1 Round Grommet, Location A	WRA	\$ 76
2 Round Grommets, Location E.....	WRE	\$ 152
1 Round Grommet, Provide Location Print	WRG	\$ 76

Accessories		
Keyboard Platform w/Mouse Surface	AKP27M	\$ 760
CPU Holder (3" - 9" adjustment)	ACPU3-9F	\$ 237
CPU Holder (5" - 8" adjustment).....	ACPU5-8F	\$ 155
CPU Holder (3" - 5" adjustment).....	ACPU3F	\$ 155
Table Transport.....	ATT3054	\$ 1855
Table Floor Mount Bracket Set.....	AFB	\$ 57



Questions?

800 876 2120

top >
edge >

edge ordering code (radius corner) >
or
edge ordering code (square corner) >
top thickness >

edge ordering code (radius corner) >
or
edge ordering code (square corner) >
top thickness >

Laminate PVC	Laminate Wood	Laminate Soft PVC	Laminate Urethane/PVC
Flat LP2R or LP2S 1 1/4"	Flat LW2R or LW2S 1 1/4"	Bumper LB2R 1 1/4"	Ergo (user side only) LUPE2R or LUPE2S 1 1/4"
Fluted LPF2R or LPF2S 1 1/4"	Fluted LWF2R or LWF2S 1 1/4"	Reverse Bevel Acrylic LMRA2R or LMRA2S 1 1/4"	PVC on remaining sides 1 1/4"
1 1/4"	1 1/4"	1 1/4"	1 1/4"

Base Style	Table Description	Model #	Product Wt
 T1	30 x 72 Fix w/FixMod	BTT1 3072REFX XM	119
	30 x 72 Fix w/RemMod	BTT1 3072REFX RM	119
	30 x 72 Fold w/RemMod	BTT1 3072REFD RM	123
	30 x 72 Slim-Tilt w/HangMod	BTT1 3072REST HM	131
	30 x 72 Fix w/FixLightweightFormMod	BTT1 3072REFX XL	119
	30 x 72 Fix w/RemLightweightFormMod	BTT1 3072REFX RL	119
	30 x 72 Fold w/RemLightweightFormMod	BTT1 3072REFD RL	123
	30 x 72 Fix w/FixFormMod	BTT1 3072REFX XF	133
	30 x 84 Fix w/FixMod	BTT1 3084REFX XM	134
	30 x 84 Fix w/RemMod	BTT1 3084REFX RM	134
	30 x 84 Fold w/RemMod	BTT1 3084REFD RM	138
	30 x 84 Slim-Tilt w/HangMod	BTT1 3084REST HM	146
	30 x 90 Fix w/FixMod	BTT1 3090REFX XM	143
	30 x 90 Fix w/RemMod	BTT1 3090REFX RM	143
	30 x 90 Fold w/RemMod	BTT1 3090REFD RM	147
	30 x 90 Slim-Tilt w/HangMod	BTT1 3090REST HM	155
	30 x 96 Fix w/FixMod	BTT1 3096REFX XM	151
	30 x 96 Fix w/RemMod	BTT1 3096REFX RM	151
	30 x 96 Fold w/RemMod	BTT1 3096REFD RM	155
	30 x 96 Slim-Tilt w/HangMod	BTT1 3096REST HM	163

Note: Training tables are often used with lightweight computer accessories. For heavy duty applications, such as large scale computer equipment, multiple monitor mounts, etc., Versteel suggests adding a third leg or stretcher. The price of the 84", 90" and 96" models include a stretcher rail required for additional support. Contact Customer Service if you have specific application concerns or questions.

To Order, Specify...

- 1 Model Number
- 2 Top Material
- 3 Edge Style and Thickness
- 4 Edge Color
- 5 Base Color
- 6 Additional Options



Base Options	Code	Price
Assembled Folding TableBAF	\$ 77
Alternate Table Height 32" & Under.....	.BAH	\$ 100
Alternate Table Height 32" & Over.....	.BSP	\$ call
Adjustable Height, Pneumatic (Fix/Tilt).....	.BAT	\$ 1228
Casters (4), Dual Wheel Black Hard WheelCAS55	\$ 171 (72" only)
Casters (4), Dual Wheel Black Soft WheelCAS57	\$ 171 (72" only)
Mix, Dual Wheel Casters & GlidesBMD	\$ 163
Self-Leveling Glides (4).....	.GLD04	\$ 49
Stretcher Rail (Fix/Tilt) Finish Same as Base.....	.BTS	\$ 243

Finish Options		
Chrome		\$ 165
Nickel.....		\$ 223
Powder Coat, Standard		n/c
Powder Coat, Premium.....		\$ 165
Platinum.....		\$ 488

Top Options		
Table Link (all four sides)TLK	\$ 251
Table Link (30" ends only)TLE	\$ 135
Special Laminate.....	.TSP	call
Custom Cutout (per cutout)TCC	\$ 120
Laptop Locker (each).....	.TLA	\$ 1375
(available on fixed tables only, see page 34 in All Tables Price List for additional information)		
Electronic Lock (per locker).....	.TLEL	\$ 359
Power Unit (up to 10 lockers sequenced).....	.TLPU	\$ 567
(includes 1 key, required for electronic lock)		

Power + Data Options
Please reference the Power + Data Price List

Wire Management Options		
Basket, Modesty Mount.....	.WBM	\$ 97
Basket, Under Top Mount.....	.WBT	\$ 97
Cable Hook LegwayWCK	\$ 119
Canvas LegwayWCL	\$ 100
Plastic Legway.....	.WRL	\$ 78
1 Oval Brush Grommet, Location A.....	.WOA	\$ 97
2 Oval Brush Grommets, Location EWOE	\$ 194
1 Oval Brush Grommet, Provide Location Print.....	.WOG	\$ 97
1 Round Grommet, Location AWRA	\$ 76
2 Round Grommets, Location E.....	.WRE	\$ 152
1 Round Grommet, Provide Location PrintWRG	\$ 76

Accessories		
Keyboard Platform w/Mouse SurfaceAKP27M	\$ 760
CPU Holder (3" - 9" adjustment)ACPU3-9F	\$ 237
CPU Holder (5" - 8" adjustment).....	.ACPU5-8F	\$ 155
CPU Holder (3" - 5" adjustment).....	.ACPU3F	\$ 155
Table TransportATT3054	\$ 1855
Table Floor Mount Bracket Set.....	.AFB	\$ 57

Training TablesEliga
Specifications**VERSTEEL****Tops**

Eliga Training tables are available with rectangle shape tops ranging from 20" to 30" wide and 48" to 96" in length. The 1" laminate tops can be specified with a flat PVC or flat wood edge with square corners.

Bases

Fixed and slim-tilt T bases are all standard with nylon adjustable glides. Bases are inset from the edge of the table to allow for additional leg room.

Modesty Panels

Eliga training tables can be specified with or without a modesty panel. Refer to the Modesty Panel Construction Specifications page and the individual pricing pages for additional information.

Power + Data

To complete your specification, power and data, along with wire management options, can be added to your table. Refer to the Power + Data Price List.

NOTE EXCLUSIONS REGARDING EDGE THICKNESS, BASE FUNCTIONS AND HEIGHT MAY APPLY, REFER TO INDIVIDUAL PRICING PAGES FOR COMPLETE PRODUCT OFFERING

Laminate Standard Core Construction

The standard top construction consists of 45-50 lb particleboard, surfaced with a high pressure laminate face. A backer sheet is laminated to the underside of the top. Tops are shipped pre-drilled for field installation of bases and accessories.



PVC Flat Edge

Edge of 2mm PVC hot melt banded to the top with 1/8" radius at the top and bottom, with 1 1/2" square corners.

Offered in twenty-one (21) standard colors.



Wood Flat Edge

Wood banding hot melt banded to the top with 1/8" radius at the top and bottom, with square corners.

Offered in Ash, Cherry, Maple or Walnut materials.

Shipping Schedule

Standard Items

Laminate, PVC Edge	3-5 WEEKS
Laminate, Wood Edge	3-5 WEEKS

Contact Versteel Customer Service for special lead time requests.

BIFMA

All Versteel products are constructed to pass the relevant ANSI/BIFMA standards. For more detailed specifications by series and base style, contact Versteel Customer Service at 800.876.2120.

Additional information regarding warranty, terms and conditions, shipping, care and maintenance, etc. can be found in the All Tables price list.

Laminate Modesty, General Core Construction

The modesty panel is constructed of $\frac{7}{8}$ " thick, 45-50 lb. medium density particle board surfaced with high pressure laminate face on both sides. See individual styles below for panel heights per series. Modesty panel extends the length of the top and is located along the front edge of the table for maximum leg and knee clearance.

Fixed Modesty (FixMod XM)

The Fixed Modesty panel is mounted to the top with screws through steel brackets and must be field installed into pre-drilled positions in the top. Panel is 10" high with the following exceptions: Eliga (E1 bases) 7", Paces and Vela 8". All mounting hardware is packed with the modesty panel. Finish details match the top unless specified differently.

Removable Modesty (RemMod RM)

The Removable Modesty panel slides into heavy duty steel brackets that are mounted to the top. Simply tighten the handwheels to keep the modesty panel in position or loosen to remove the panel. For storage, the modesty attachment pins can be rotated 90° to prevent marring of the top surfaces. Panel is 10" high with the following exceptions: Eliga (E1 bases) 7", Paces and Vela 8". Finish details match the top unless specified differently.

**Hanging Modesty (HangMod HM)**

The hanging modesty is mounted to the top with a metal hinge that is factory installed. This mechanism pivots if the table is tilted to allow for a 90 degree slim-tilt. All hanging modesty panels are 8½" high. Finish details match the top unless specified differently.

**Form Metal Modesty, General Construction**

The modesty panel is constructed with an aluminum extruded back panel and a perforated hinged steel door. There are three (3) separate unobstructed channels that allow the routing of power and data cables, with a wire exit on the back for the top and middle channel. The Form Modesty panel is 10" high and extends the length of the top. The Form Modesty panel is located along the front edge of the table for maximum leg and knee clearance. Accessory end cap trim kit available.

Fixed Form Modesty (FixFormMod XF)

The Fixed Form Modesty panel is mounted to the top with screws through steel brackets. The fixed modesty panel must be field installed into pre-drilled positions in the top. All mounting hardware is packed with the modesty panel. Extruded back panel is black with powder coat options for the perforated steel door. Powder coat finish on perforated door matches the base finish unless specified differently. Transparent powder coat finishes are not available. The panel will be radius with round holes.

Fixed Lightweight Form Modesty**(FixLightweightFormMod XL)**

The Fixed Lightweight Form Modesty panel is a lightweight version of the Versteel Form Modesty. It is a formed steel perforated panel that is mounted to the top with screws through steel brackets. It must be field installed into pre-drilled positions in the top. A deep channel in the back of the panel allows for the routing of power and data cables inside of the modesty. Mounting hardware is packed with the modesty panel. Powder coat finish on the perforated panel matches the base finish unless specified differently. Transparent powder coat finishes are not available. The panel will be radius with round holes.

Removable Lightweight Form Modesty**(RemLightweightFormMod RL)**

The Removable Lightweight Form Modesty panel slides into heavy duty steel brackets that are mounted to the top. Simply tighten the handwheels to secure the modesty in position or loosen them to remove the panel. Powder coat finish on the perforated panel matches the base finish unless specified differently. Transparent powder coat finishes are not available. The panel will be radius with round holes.



Training Tables

Eliga
How To Order

VERSTEEL

To Order, Specify...

- 1 Model Number, include top and edge style
- 2 Top Material
 - a. Laminate manufacturer and color
 - b. Veneer species and finish color
- 3 Edge Color
- 4 Base Color
- 5 Additional Options

base model

finish selections

options

base model						finish selections			options					
EG	T1	2472	RE	FX	XM	LP7S	/	TP WW160-SD	/	CPRC	/	PNIM	/	CAS55
series	base style	top size	top shape	table function	modesty function	top, edge & corner		top laminate manufacture & laminate code		edge color		base color		options

An **EGT1 2472REFX XM L72S** is an Eliga series 24" x 72" rectangle training table with fixed T1 bases, a fixed modesty and a laminate 1" thick top with a PVC edge and square corners.

The codes **TP WW160-SD / CPRC / PNIM** specify a Pionite WW160-SD Pralines & Cream laminate, Pralines & Cream PVC edge and Nimbus bases.

CAS55 adds dual wheel black hard wheel casters.

Model Number **EGT1 2472REFX XM**



Orders may be sent via

Mailing Address

Versteel
2332 Cathy Lane
Jasper IN 47546

Contact Versteel

Email contact@versteel.com
Phone 800 876 2120
812 634 2120
Fax 812 482 9318

Laminate

Versteel's standard offering of laminates includes over 900 laminates from Formica, Nevamar, Pionite and Wilsonart.

Laminate manufacturers change standard offerings frequently, making it possible a standard product can become unavailable. Versteel cannot be responsible for any inconvenience this may cause.

PVC Edge Colors

Absolute AcajouCABA	PearlCPEA
AlloyCALY	PlatinumCPLA
CarbonCCAR	Pralines & CreamCPRC
ChampagneCCHA	ShadowCSHA
CoconutCCOC	SnowCSNO
EbonyCEBO	StoneCSTO
Florence WalnutCFLW	StormCSTM
FossilCFOS	WhisperCWHI
GraphiteCGRA	White LinenCWHL
GreyCGRE		
Kensington MapleCKEM		
NimbusCNIM		

Wood Edge Species

AshA01	Maple	M01
CherryC01	Walnut	W01

Wood Edge Finishes

Ash

BeachWBEA	FogWFOG
ChestnutWCHE	PebbleWPEB
DriftWDRI	WhisperWWHI
FawnWFAW		

Cherry

Blossom CherryWBLC	Java CherryWJAC
Cordovan CherryWCNC	Millwork CherryWMWC
Golden CherryWGNC		

Maple

Caramel MapleWCMM	Sugar MapleWSUM
Solar MapleWSLM		

Walnut

Brighton WalnutWBRW	Natural WalnutWNAW
Espresso WalnutWESW		

Studio Steel®

Versteel's "urban fabrication" process leaves the telltale signs of welding and assembly on the surface, highlighting a manufacturing aesthetic. Choosing a clear or transparent powder coat is recommended, allowing tonal striations (created as a result of extreme heat), natural textures, and the inherent qualities of raw steel to show through.

Studio Steel Process \$165

Powder Coat Finishes

All powder coat finishes in the Versteel offering have been formulated with the use of epoxy, polyester or epoxy and polyester blends to maximize the finish durability.

Powder Coat Finish Options

Powder Coat - Standard n/c
 Powder Coat - Premium (Hope) \$165
 Powder Coat - Premium (Platinum) \$488

Powder Coat Colors

AlloyPALY	MintPMNT
AmethystPAME	NavyPNAV
AnthracitePANT	NimbusPNIM
Black AnodizedPBLA	NutmegPNUT
BronzePBRO	◆ PacificPPAC
CalypsoPCAL	PearlPPEA
CarbonPCAR	PebblePPEB
ChampagnePCHA	Ⓟ PlatinumPPLA
CoconutPCOC	PoppyPPOP
◆ CopperPCOP	◆ RavenPRAV
CrimsonPCRI	RoyalPROY
◆ CrystalPCRY	◆ SatinPSAT
DaffodilPDAF	SeasidePSEA
EbonyPEBO	ShipyardPSHI
ForestPFOR	SilverPSIL
FossilPFOS	SnowPSNO
◆ GarnetPGAR	StonePSTO
◆ GoldPGOL	StormPSTM
GraphitePGRA	Terra CottaPTEC
Ⓟ HopePHOP	WhisperPWHI
Kelly GreenPKEG	White LinenPWHL
◆ MattePMAT	Powder Coat AlternativeOPA
MicaPMIC		

Transparent Powder Coats (indicated by ◆)

Please note that the transparent characteristics of these powders allow all natural welds and textures inherent to raw steel to be visible. Transparent powder coat available on Eliga upon sample approval.

Premium Powder Coats (indicated by Ⓟ)

Versteel's premium process uses specially formulated powder coats for a truly unique color palette.

Chrome

Versteel applies a deep luster chrome plated finish. Chrome is the most durable finish available. Specify Chrome and add \$649 list per table.

Chrome ECHR

Nickel

Versteel applies a nickel plated finish with a clear coat applied for durability. Specify Nickel and add \$710 list per table.

Nickel ENKL

NOTE CHROME AND NICKEL ARE NOT AVAILABLE ON THE ELIGA WHITEBOARD

Finish Reference & Samples

For finish color reference, please refer to our website. Contact Versteel Customer Service to receive actual color samples for color matches and final color approval.

Special Laminate

Call for quotation

Specify code **TSP** (Special Laminate), indicate the quoted charges per table

Special laminates and patterns can be specified as an option. To specify, contact Versteel Customer Service for availability and pricing.

NOTE LAMINATES IN STANDARD COLORS AND TEXTURES FROM FORMICA, NEVAMAR, PIONITE AND WILSONART ARE STANDARD

CAUTION LAMINATE MANUFACTURERS CHANGE STANDARD OFFERINGS FREQUENTLY, MAKING IT POSSIBLE A STANDARD PRODUCT CAN BECOME UNAVAILABLE. VERSTEEL CANNOT BE RESPONSIBLE FOR ANY INCONVENIENCE THIS MAY CAUSE.

Custom PVC Color Match

Call for quotation / one time charge per color, per order

Specify code **OCF** (Custom PVC Color Match), add cost from Versteel quotation

PVC Color Match can be the selection of a color that is available from a Versteel supplier or a new custom color developed for the order. Minimum footage requirements mean that the amount of material needed for your order will effect the cost.

For PVC Color Matching you must supply a color reference sample. Versteel will review the sample for possible existing colors available and send a sample for customer approval. If no color match exists, a custom match will be developed and sampled for customer approval before a production schedule is established.

Powder Coat Alternative

Call for quotation

Specify code **OPA** (Powder Coat Alternative), add cost from Versteel quotation

Powder Coat Alternative is available from Versteel. The entire RAL color reference along with hundreds of other color and finishes are available.

For Powder Coat Alternative matching, you must supply a color reference sample, or an RAL number. Versteel will review the sample for possible existing colors available and send a sample for customer approval. If no color match exists a custom match can be developed. Call Versteel Customer Service for associated upcharges on custom color development.

Stain Finish Match

\$996 / one time charge per finish, per order

Specify code **OSM** (Stain Finish Match), add \$996.00 list per finish, per order

Alternative Stain Finishes are available for veneer and wood edged tops.

For Stain Finish Matching you must supply two 4" x 4" finish color and grain reference samples. An expertly finish matched sample will be provided for customer approval.

NOTE CUSTOMS OR ALTERNATIVES MAY AFFECT STANDARD PRODUCTION SCHEDULES

Alternate Table Height 32" and Under**\$196 / table**

Specify code **BAH** (*Alternate Height 32" and under*), indicate desired table height (32" or less), add \$196.00 list per table

Suggested typing height table is 26 3/4"

Suggested wheelchair height table is 32"

Suggested stand up height table is 42"

NOTE FOR OTHER TABLE HEIGHT REQUIREMENTS CONTACT VERSTEEL CUSTOMER SERVICE FOR STRUCTURAL DETAILS, PRICING AND AVAILABILITY

NOTE NOT ALL ELIGA TABLES ARE AVAILABLE WITH AN ALTERNATE TABLE HEIGHT. REFER TO PRICING PAGES OR CONTACT VERSTEEL CUSTOMER SERVICE.

Casters - Dual Hard Wheel Black Hard or Soft**\$171 / table**

Specify code CAS55 (Hard Wheel) or CAS57 (Soft Wheel), add \$171.00 list per table

Dual wheel, black, 2" diameter, standard locking casters are available on X1 and TE base styles. Each is fitted into a reinforced caster receiver and must be specified at time of order. Caster option does not change the overall height of the table. See individual product pages for availability and ordering code.

**Top Custom Cutout****\$120 / cutout**

Specify code **TCC** (*Top Custom Cutout*), add \$120.00 list per cutout

Top Custom Cutout requires a drawing for production and is subject to approvals.

Table Link**\$251 / table**

Specify code **TLK** (*Table Link*), add \$251.00 list per table

Table Link is for linking Versteel table configurations in typical room situations.

Table link will prevent the accidental disconnection of power supply to adjacent tables. Available on tables with PVC, 3mm Wood, Wood Square, Wood Fluted and Ergo user side edge details.



Closed end link brackets are provided for tops without bases or tables with a base that does not allow the table to stand alone.

**Table Link - Ends Only****\$135 / table**

Specify code **TLE** (*Table Link - Ends Only*), add \$135.00 list per table

Table Link is for linking Versteel table configurations in typical room situations. Specify Table Link - Ends Only when your configuration requires linking on the table ends only. Available on tables with PVC,

3mm Wood, Wood Square, Wood Fluted and Ergo user side edge details. Table Link - Ends Only is included with electrical package options. This will prevent the accidental disconnection of power supply to adjacent tables.





Questions?

800 876 2120

top > edge >	Laminate PVC	Laminate Wood
	Flat	Flat
edge ordering code (square corner) > top thickness >	LP7S 1"	LW7S 1"
top thickness price >	1"	1"

Base Style	Table Description	Model #	Product Wt	1"	1"
<p>TI</p> <p>Note: Training tables are often used with lightweight computer accessories. For heavy duty applications, such as large scale computer equipment, multiple monitor mounts, etc., Versteel suggests adding a third leg or stretcher. The price of the 84", 90" and 96" models include a stretcher rail required for additional support. Contact Customer Service if you have specific application concerns or questions.</p>	20 x 48 Fix	EGT1 2048REFX	49	1189	1521
	20 x 48 Slim-Tilt	EGT1 2048REST	59	1706	2041
	20 x 48 Fix w/FixMod	EGT1 2048REFX XM	62	1488	2025
	20 x 48 Fix w/RemMod	EGT1 2048REFX RM	52	1511	2040
	20 x 48 Slim-Tilt w/RemMod	EGT1 2048REST RM	62	2065	2603
	20 x 48 Slim-Tilt w/HangMod	EGT1 2048REST HM	72	2065	2603
	20 x 48 Fix w/FixLightweightFormMod	EGT1 2048REFX XL	61	1511	2040
	20 x 48 Fix w/RemLightweightFormMod	EGT1 2048REFX RL	61	1511	2040
	20 x 48 Fix w/FixFormMod	EGT1 2048REFX XF	71	1630	1994
	20 x 60 Fix	EGT1 2060REFX	55	1290	1667
	20 x 60 Slim-Tilt	EGT1 2060REST	67	1803	2184
	20 x 60 Fix w/FixMod	EGT1 2060REFX XM	70	1716	2477
	20 x 60 Fix w/RemMod	EGT1 2060REFX RM	58	1760	2526
	20 x 60 Slim-Tilt w/RemMod	EGT1 2060REST RM	70	2281	3041
	20 x 60 Slim-Tilt w/HangMod	EGT1 2060REST HM	82	2281	3041
	20 x 60 Fix w/FixLightweightFormMod	EGT1 2060REFX XL	70	1760	2530
	20 x 60 Fix w/RemLightweightFormMod	EGT1 2060REFX RL	70	1760	2530
	20 x 60 Fix w/FixFormMod	EGT1 2060REFX XF	82	2041	2423
	20 x 72 Fix	EGT1 2072REFX	61	1348	1807
	20 x 72 Slim-Tilt	EGT1 2072REST	76	1864	2325
	20 x 72 Fix w/FixMod	EGT1 2072REFX XM	78	1859	3021
	20 x 72 Fix w/RemMod	EGT1 2072REFX RM	65	1903	3066
	20 x 72 Slim-Tilt w/RemMod	EGT1 2072REST RM	80	2424	3586
	20 x 72 Slim-Tilt w/HangMod	EGT1 2072REST HM	93	2424	3586
	20 x 72 Fix w/FixLightweightFormMod	EGT1 2072REFX XL	79	1906	3071
	20 x 72 Fix w/RemLightweightFormMod	EGT1 2072REFX RL	79	1906	3071
	20 x 72 Fix w/FixFormMod	EGT1 2072REFX XF	93	2102	2559
	20 x 84 Fix	EGT1 2084REFX	83	1488	2126
20 x 84 Slim-Tilt	EGT1 2084REST	86	2007	2643	
20 x 84 Fix w/FixMod	EGT1 2084REFX XM	103	2125	3155	
20 x 84 Fix w/RemMod	EGT1 2084REFX RM	87	2153	3177	
20 x 84 Slim-Tilt w/RemMod	EGT1 2084REST RM	90	2796	4362	
20 x 84 Slim-Tilt w/HangMod	EGT1 2084REST HM	106	2796	4362	

To Order, Specify...

- 1 Model Number
- 2 Top Material
- 3 Edge Style and Thickness
- 4 Edge Color
- 5 Base Color
- 6 Additional Options



Base Options

Code Price

Casters (4), Dual Wheel Black		
Hard Wheel (to 72" length).....	CAS55	\$ 171
Casters (4), Dual Wheel Black		
Soft Wheel (to 72" length).....	CAS57	\$ 171

Finish Options

Chrome		\$ 649
Nickel.....		\$ 710
Powder Coat, Standard		n/c
Powder Coat, Premium.....		\$ 165
Platinum.....		\$ 488

Top Options

Table Link (all four sides)	TLK	\$ 251
Table Link (20" ends only)	TLE	\$ 135
Special Laminate.....	TSP	call
Custom Cutout (per cutout)	TCC	\$ 120

Power + Data Options

Please reference the Power + Data Price List

Wire Management Options

1 Oval Brush Grommet, Location A	WOA	\$ 97
2 Oval Brush Grommets, Location E	WOE	\$ 194
1 Oval Brush Grommet, Provide Location Print.	WOG	\$ 97
1 Round Grommet, Location A	WRA	\$ 76
2 Round Grommets, Location E.....	WRE	\$ 152
1 Round Grommet, Provide Location Print	WRG	\$ 76



Questions?

800 876 2120

top > edge >	Laminate PVC	Laminate Wood
	Flat	Flat
edge ordering code (square corner) > top thickness >	LP7S 1"	LW7S 1"
	1"	1"

Base Style	Table Description	Model #	Product Wt	1"	1"
<p>TI</p>	20 x 90 Fix	EGT1 2090REFX	88	1578	2360
	20 x 90 Slim-Tilt	EGT1 2090REST	91	2062	2849
	20 x 90 Fix w/FixMod	EGT1 2090REFX XM	110	2501	4068
	20 x 90 Fix w/RemMod	EGT1 2090REFX RM	92	2542	4110
	20 x 90 Slim-Tilt w/RemMod	EGT1 2090REST RM	95	3059	4624
	20 x 90 Slim-Tilt w/HangMod	EGT1 2090REST HM	113	3059	4624
	20 x 96 Fix	EGT1 2096REFX	92	1620	2403
	20 x 96 Slim-Tilt	EGT1 2096REST	96	2136	2920
	20 x 96 Fix w/FixMod	EGT1 2096REFX XM	116	2501	4068
	20 x 96 Fix w/RemMod	EGT1 2096REFX RM	97	2542	4110
	20 x 96 Slim-Tilt w/RemMod	EGT1 2096REST RM	101	3059	4624
	20 x 96 Slim-Tilt w/HangMod	EGT1 2096REST HM	120	3059	4624

Note: Training tables are often used with lightweight computer accessories. For heavy duty applications, such as large scale computer equipment, multiple monitor mounts, etc., Versteel suggests adding a third leg or stretcher. The price of the 84", 90" and 96" models include a stretcher rail required for additional support. Contact Customer Service if you have specific application concerns or questions.

To Order, Specify...

- 1 Model Number
- 2 Top Material
- 3 Edge Style and Thickness
- 4 Edge Color
- 5 Base Color
- 6 Additional Options



Finish Options

Chrome	\$ 649
Nickel	\$ 710
Powder Coat, Standard	n/c
Powder Coat, Premium	\$ 165
Platinum	\$ 488

Top Options

Table Link (all four sides)	TLK	\$ 251
Table Link (20" ends only)	TLE	\$ 135
Special Laminate	TSP	call
Custom Cutout (per cutout)	TCC	\$ 120

Power + Data Options

Please reference the Power + Data Price List

Wire Management Options

1 Oval Brush Grommet, Location A	WOA	\$ 97
2 Oval Brush Grommets, Location E	WOE	\$ 194
1 Oval Brush Grommet, Provide Location Print.	WOG	\$ 97
1 Round Grommet, Location A	WRA	\$ 76
2 Round Grommets, Location E	WRE	\$ 152
1 Round Grommet, Provide Location Print	WRG	\$ 76



Questions?

800 876 2120

top >
edge >

Laminate PVC	Laminate Wood
Flat	Flat
edge ordering code (square corner) > top thickness >	
LP7S 1"	LW7S 1"
top thickness price >	
1"	1"

Base Style	Table Description	Model #	Product Wt	1"	1"
<p>TI</p> <p>Note: Training tables are often used with lightweight computer accessories. For heavy duty applications, such as large scale computer equipment, multiple monitor mounts, etc., Versteel suggests adding a third leg or stretcher. The price of the 84", 90" and 96" models include a stretcher rail required for additional support. Contact Customer Service if you have specific application concerns or questions.</p>	24 x 48 Fix	EGT1 2448REFX	55	1247	1697
	24 x 48 Slim-Tilt	EGT1 2448REST	64	1767	2217
	24 x 48 Fix w/FixMod	EGT1 2448REFX XM	68	1563	1602
	24 x 48 Fix w/RemMod	EGT1 2448REFX RM	57	1584	1652
	24 x 48 Slim-Tilt w/RemMod	EGT1 2448REST RM	66	2119	2170
	24 x 48 Slim-Tilt w/HangMod	EGT1 2448REST HM	77	2119	2170
	24 x 48 Fix w/FixLightweightFormMod	EGT1 2448REFX XL	67	1584	1652
	24 x 48 Fix w/RemLightweightFormMod	EGT1 2448REFX RL	67	1584	1652
	24 x 48 Fix w/FixFormMod	EGT1 2448REFX XF	77	1697	1754
	24 x 60 Fix	EGT1 2460REFX	63	1332	1894
	24 x 60 Slim-Tilt	EGT1 2460REST	75	1849	2217
	24 x 60 Fix w/FixMod	EGT1 2460REFX XM	78	1759	1836
	24 x 60 Fix w/RemMod	EGT1 2460REFX RM	66	1808	1886
	24 x 60 Slim-Tilt w/RemMod	EGT1 2460REST RM	78	2325	2398
	24 x 60 Slim-Tilt w/HangMod	EGT1 2460REST HM	90	2325	2398
	24 x 60 Fix w/FixLightweightFormMod	EGT1 2460REFX XL	78	1808	1886
	24 x 60 Fix w/RemLightweightFormMod	EGT1 2460REFX RL	78	1808	1886
	24 x 60 Fix w/FixFormMod	EGT1 2460REFX XF	90	2082	2158
	24 x 72 Fix	EGT1 2472REFX	70	1528	2134
	24 x 72 Slim-Tilt	EGT1 2472REST	85	2041	2655
	24 x 72 Fix w/FixMod	EGT1 2472REFX XM	87	2030	2095
	24 x 72 Fix w/RemMod	EGT1 2472REFX RM	74	2076	2143
	24 x 72 Slim-Tilt w/RemMod	EGT1 2472REST RM	89	2593	2662
	24 x 72 Slim-Tilt w/HangMod	EGT1 2472REST HM	102	2593	2662
24 x 72 Fix w/FixLightweightFormMod	EGT1 2472REFX XL	88	2079	2145	
24 x 72 Fix w/RemLightweightFormMod	EGT1 2472REFX RL	88	2079	2145	
24 x 72 Fix w/FixFormMod	EGT1 2472REFX XF	102	2273	2340	
24 x 84 Fix	EGT1 2484REFX	94	1611	2364	
24 x 84 Slim-Tilt	EGT1 2484REST	97	2128	2882	
24 x 84 Fix w/FixMod	EGT1 2484REFX XM	114	2280	2286	
24 x 84 Fix w/RemMod	EGT1 2484REFX RM	98	2309	2320	
24 x 84 Slim-Tilt w/RemMod	EGT1 2484REST RM	101	2843	4069	
24 x 84 Slim-Tilt w/HangMod	EGT1 2484REST HM	117	2843	4069	

To Order, Specify...

- 1 Model Number
- 2 Top Material
- 3 Edge Style and Thickness
- 4 Edge Color
- 5 Base Color
- 6 Additional Options



Base Options

Code Price

Casters (4), Dual Wheel Black		
Hard Wheel (to 72" length).....	CAS55	\$ 171
Casters (4), Dual Wheel Black		
Soft Wheel (to 72" length).....	CAS57	\$ 171

Finish Options

Chrome		\$ 649
Nickel		\$ 710
Powder Coat, Standard		n/c
Powder Coat, Premium.....		\$ 165
Platinum.....		\$ 488

Top Options

Table Link (all four sides)	TLK	\$ 251
Table Link (24" ends only)	TLE	\$ 135
Special Laminate.....	TSP	call
Custom Cutout (per cutout)	TCC	\$ 120

Power + Data Options

Please reference the Power + Data Price List



Wire Management Options


1 Oval Brush Grommet, Location A	WOA	\$ 97
2 Oval Brush Grommets, Location E	WOE	\$ 194
1 Oval Brush Grommet, Provide Location Print.	WOG	\$ 97
1 Round Grommet, Location A	WRA	\$ 76
2 Round Grommets, Location E.....	WRE	\$ 152
1 Round Grommet, Provide Location Print	WRG	\$ 76



Questions?

800 876 2120

top >	Laminate PVC	Laminate Wood
edge >	Flat 	Flat 
edge ordering code (square corner) >	LP7S	LW7S
top thickness >	1"	1"
top thickness price >	1"	1"

Base Style	Table Description	Model #	Product Wt	1"	1"
 TI	24 x 90 Fix	EGT1 2490REFX	100	1742	2567
	24 x 90 Slim-Tilt	EGT1 2490REST	103	2269	3063
	24 x 90 Fix w/FixMod	EGT1 2490REFX XM	122	2762	4335
	24 x 90 Fix w/RemMod	EGT1 2490REFX RM	104	2880	3746
	24 x 90 Slim-Tilt w/RemMod	EGT1 2490REST RM	107	3395	4260
	24 x 90 Slim-Tilt w/HangMod	EGT1 2490REST HM	125	3395	4260
	24 x 96 Fix	EGT1 2496REFX	105	1862	2726
	24 x 96 Slim-Tilt	EGT1 2496REST	109	2378	3246
	24 x 96 Fix w/FixMod	EGT1 2496REFX XM	129	2762	4335
	24 x 96 Fix w/RemMod	EGT1 2496REFX RM	110	2880	3746
	24 x 96 Slim-Tilt w/RemMod	EGT1 2496REST RM	114	3395	4260
	24 x 96 Slim-Tilt w/HangMod	EGT1 2496REST HM	133	3395	4260

Note: Training tables are often used with lightweight computer accessories. For heavy duty applications, such as large scale computer equipment, multiple monitor mounts, etc., Versteel suggests adding a third leg or stretcher. The price of the 84", 90" and 96" models include a stretcher rail required for additional support. Contact Customer Service if you have specific application concerns or questions.

To Order, Specify...

- 1 Model Number
- 2 Top Material
- 3 Edge Style and Thickness
- 4 Edge Color
- 5 Base Color
- 6 Additional Options



Finish Options

Chrome	\$ 649
Nickel	\$ 710
Powder Coat, Standard	n/c
Powder Coat, Premium	\$ 165
Platinum	\$ 488

Top Options

Table Link (all four sides)	TLK	\$ 251
Table Link (24" ends only)	TLE	\$ 135
Special Laminate	TSP	call
Custom Cutout (per cutout)	TCC	\$ 120

Power + Data Options

Please reference the Power + Data Price List

Wire Management Options

1 Oval Brush Grommet, Location A	WOA	\$ 97
2 Oval Brush Grommets, Location E	WOE	\$ 194
1 Oval Brush Grommet, Provide Location Print.	WOG	\$ 97
1 Round Grommet, Location A	WRA	\$ 76
2 Round Grommets, Location E	WRE	\$ 152
1 Round Grommet, Provide Location Print	WRG	\$ 76



Questions?

800 876 2120

top > edge >	Laminate PVC	Laminate Wood
	Flat	Flat
edge ordering code (square corner) > top thickness >	LP7S 1"	LW7S 1"
top thickness price >	1"	1"

Base Style	Table Description	Model #	Product Wt	1"	1"
<p>TI</p> <p>Note: Training tables are often used with lightweight computer accessories. For heavy duty applications, such as large scale computer equipment, multiple monitor mounts, etc., Versteel suggests adding a third leg or stretcher. The price of the 84", 90" and 96" models include a stretcher rail required for additional support. Contact Customer Service if you have specific application concerns or questions.</p>	30 x 48 Fix	EGT1 3048REFX	63	1375	1846
	30 x 48 Slim-Tilt	EGT1 3048REST	75	1895	2364
	30 x 48 Fix w/FixMod	EGT1 3048REFX XM	76	1692	2364
	30 x 48 Fix w/RemMod	EGT1 3048REFX RM	66	1721	2381
	30 x 48 Slim-Tilt w/RemMod	EGT1 3048REST RM	78	2259	2936
	30 x 48 Slim-Tilt w/HangMod	EGT1 3048REST HM	88	2259	2936
	30 x 48 Fix w/FixLightweightFormMod	EGT1 3048REFX XL	75	1721	2381
	30 x 48 Fix w/RemLightweightFormMod	EGT1 3048REFX RL	75	1721	2775
	30 x 48 Fix w/FixFormMod	EGT1 3048REFX XF	85	1841	2345
	30 x 60 Fix	EGT1 3060REFX	73	1460	2065
	30 x 60 Slim-Tilt	EGT1 3060REST	87	1978	2581
	30 x 60 Fix w/FixMod	EGT1 3060REFX XM	88	1890	2875
	30 x 60 Fix w/RemMod	EGT1 3060REFX RM	76	1937	2953
	30 x 60 Slim-Tilt w/RemMod	EGT1 3060REST RM	90	2455	3439
	30 x 60 Slim-Tilt w/HangMod	EGT1 3060REST HM	102	2455	3439
	30 x 60 Fix w/FixLightweightFormMod	EGT1 3060REFX XL	88	1937	2919
	30 x 60 Fix w/RemLightweightFormMod	EGT1 3060REFX RL	88	1937	2919
	30 x 60 Fix w/FixFormMod	EGT1 3060REFX XF	100	2209	2816
	30 x 72 Fix	EGT1 3072REFX	83	1573	2283
	30 x 72 Slim-Tilt	EGT1 3072REST	100	2092	2798
	30 x 72 Fix w/FixMod	EGT1 3072REFX XM	100	2080	3497
	30 x 72 Fix w/RemMod	EGT1 3072REFX RM	87	2128	3541
	30 x 72 Slim-Tilt w/RemMod	EGT1 3072REST RM	104	2646	4058
	30 x 72 Slim-Tilt w/HangMod	EGT1 3072REST HM	117	2646	4058
	30 x 72 Fix w/FixLightweightFormMod	EGT1 3072REFX XL	101	2129	3542
	30 x 72 Fix w/RemLightweightFormMod	EGT1 3072REFX RL	101	2129	3542
	30 x 72 Fix w/FixFormMod	EGT1 3072REFX XF	115	2327	3035
	30 x 84 Fix	EGT1 3084REFX	109	1687	2576
	30 x 84 Slim-Tilt	EGT1 3084REST	114	2202	3092
	30 x 84 Fix w/FixMod	EGT1 3084REFX XM	129	2368	3765
	30 x 84 Fix w/RemMod	EGT1 3084REFX RM	113	2401	3788
	30 x 84 Slim-Tilt w/RemMod	EGT1 3084REST RM	118	2842	4654
	30 x 84 Slim-Tilt w/HangMod	EGT1 3084REST HM	134	2842	4654

To Order, Specify...

- 1 Model Number
- 2 Top Material
- 3 Edge Style and Thickness
- 4 Edge Color
- 5 Base Color
- 6 Additional Options



Base Options

Code Price

Casters (4), Dual Wheel Black		
Hard Wheel (to 72" length).....	CAS55	\$ 171
Casters (4), Dual Wheel Black		
Soft Wheel (to 72" length).....	CAS57	\$ 171

Finish Options

Chrome		\$ 649
Nickel		\$ 710
Powder Coat, Standard		n/c
Powder Coat, Premium.....		\$ 165
Platinum.....		\$ 488

Top Options

Table Link (all four sides)	TLK	\$ 251
Table Link (30" ends only)	TLE	\$ 135
Special Laminate.....	TSP	call
Custom Cutout (per cutout)	TCC	\$ 120

Power + Data Options

Please reference the Power + Data Price List

Wire Management Options

1 Oval Brush Grommet, Location A	WOA	\$ 97
2 Oval Brush Grommets, Location E	WOE	\$ 194
1 Oval Brush Grommet, Provide Location Print.	WOG	\$ 97
1 Round Grommet, Location A	WRA	\$ 76
2 Round Grommets, Location E.....	WRE	\$ 152
1 Round Grommet, Provide Location Print	WRG	\$ 76



Questions?

800 876 2120

top >	Laminate PVC	Laminate Wood
edge >	Flat	Flat
edge ordering code (square corner) >	LP7S	LW7S
top thickness >	1"	1"
top thickness price >	1"	1"

Base Style	Table Description	Model #	Product Wt	1"	1"
<p>TI</p>	30 x 90 Fix	EGT1 3090REFX	116	1800	2780
	30 x 90 Slim-Tilt	EGT1 3090REST	121	2309	3238
	30 x 90 Fix w/FixMod	EGT1 3090REFX XM	138	2776	4618
	30 x 90 Fix w/RemMod	EGT1 3090REFX RM	120	2819	4662
	30 x 90 Slim-Tilt w/RemMod	EGT1 3090REST RM	125	3336	5178
	30 x 90 Slim-Tilt w/HangMod	EGT1 3090REST HM	143	3336	5178
	30 x 96 Fix	EGT1 3096REFX	122	1894	2953
	30 x 96 Slim-Tilt	EGT1 3096REST	128	2412	3472
	30 x 96 Fix w/FixMod	EGT1 3096REFX XM	146	2776	4618
	30 x 96 Fix w/RemMod	EGT1 3096REFX RM	127	2819	4662
	30 x 96 Slim-Tilt w/RemMod	EGT1 3096REST RM	133	3336	5178
	30 x 96 Slim-Tilt w/HangMod	EGT1 3096REST HM	152	3336	5178

Note: Training tables are often used with lightweight computer accessories. For heavy duty applications, such as large scale computer equipment, multiple monitor mounts, etc., Versteel suggests adding a third leg or stretcher. The price of the 84", 90" and 96" models include a stretcher rail required for additional support. Contact Customer Service if you have specific application concerns or questions.

To Order, Specify...

- 1 Model Number
- 2 Top Material
- 3 Edge Style and Thickness
- 4 Edge Color
- 5 Base Color
- 6 Additional Options



Finish Options

Chrome	\$ 649
Nickel	\$ 710
Powder Coat, Standard	n/c
Powder Coat, Premium	\$ 165
Platinum	\$ 488

Top Options

Table Link (all four sides)	TLK	\$ 251
Table Link (30" ends only)	TLE	\$ 135
Special Laminate	TSP	call
Custom Cutout (per cutout)	TCC	\$ 120

Power + Data Options

Please reference the Power + Data Price List

Wire Management Options

1 Oval Brush Grommet, Location A	WOA	\$ 97
2 Oval Brush Grommets, Location E	WOE	\$ 194
1 Oval Brush Grommet, Provide Location Print.	WOG	\$ 97
1 Round Grommet, Location A	WRA	\$ 76
2 Round Grommets, Location E	WRE	\$ 152
1 Round Grommet, Provide Location Print	WRG	\$ 76



Questions?

800 876 2120

top > edge >	Laminate PVC	Laminate Wood
	Flat	Flat
edge ordering code (square corner) > top thickness >	LP7S 1"	LW7S 1"
top thickness price >	1"	1"

Base Style	Table Description	Model #	Product Wt	1"	1"
<p>TI</p> <p>Note: Training tables are often used with lightweight computer accessories. For heavy duty applications, such as large scale computer equipment, multiple monitor mounts, etc., Versteel suggests adding a third leg or stretcher. The price of the 84", 90" and 96" models include a stretcher rail required for additional support. Contact Customer Service if you have specific application concerns or questions.</p>	36 x 48 Fix	EGT1 3648REFX	71	1514	2030
	36 x 48 Slim-Tilt	EGT1 3648REST	83	2070	2584
	36 x 48 Fix w/FixMod	EGT1 3648REFX XM	84	1860	2602
	36 x 48 Fix w/RemMod	EGT1 3648REFX RM	74	1891	2620
	36 x 48 Slim-Tilt w/RemMod	EGT1 3648REST RM	86	2468	3213
	36 x 48 Slim-Tilt w/HangMod	EGT1 3648REST HM	96	2468	3213
	36 x 48 Fix w/FixLightweightFormMod	EGT1 3648REFX XL	83	1891	2620
	36 x 48 Fix w/RemLightweightFormMod	EGT1 3648REFX RL	83	1891	3055
	36 x 48 Fix w/FixFormMod	EGT1 3648REFX XF	93	2027	2581
	36 x 60 Fix	EGT1 3660REFX	83	1608	2268
	36 x 60 Slim-Tilt	EGT1 3660REST	97	2158	2822
	36 x 60 Fix w/FixMod	EGT1 3660REFX XM	98	2079	3160
	36 x 60 Fix w/RemMod	EGT1 3660REFX RM	86	2129	3211
	36 x 60 Slim-Tilt w/RemMod	EGT1 3660REST RM	100	2685	3769
	36 x 60 Slim-Tilt w/HangMod	EGT1 3660REST HM	112	2685	3769
	36 x 60 Fix w/FixLightweightFormMod	EGT1 3660REFX XL	98	2129	3210
	36 x 60 Fix w/RemLightweightFormMod	EGT1 3660REFX RL	98	2129	3210
	36 x 60 Fix w/FixFormMod	EGT1 3660REFX XF	110	2434	3097
	36 x 72 Fix	EGT1 3672REFX	95	1730	2511
	36 x 72 Slim-Tilt	EGT1 3672REST	112	2285	3061
	36 x 72 Fix w/FixMod	EGT1 3672REFX XM	112	2288	3847
	36 x 72 Fix w/RemMod	EGT1 3672REFX RM	99	2343	3894
	36 x 72 Slim-Tilt w/RemMod	EGT1 3672REST RM	114	2893	4450
	36 x 72 Slim-Tilt w/HangMod	EGT1 3672REST HM	129	2893	4450
	36 x 72 Fix w/FixLightweightFormMod	EGT1 3672REFX XL	113	2345	3898
	36 x 72 Fix w/RemLightweightFormMod	EGT1 3672REFX RL	113	2345	3898
	36 x 72 Fix w/FixFormMod	EGT1 3672REFX XF	127	2559	3338
	36 x 84 Fix	EGT1 3684REFX	123	1855	2831
	36 x 84 Slim-Tilt	EGT1 3684REST	128	2406	3388
	36 x 84 Fix w/FixMod	EGT1 3684REFX XM	143	2607	4140
	36 x 84 Fix w/RemMod	EGT1 3684REFX RM	127	2641	4167
	36 x 84 Slim-Tilt w/RemMod	EGT1 3684REST RM	132	3110	5108
	36 x 84 Slim-Tilt w/HangMod	EGT1 3684REST HM	148	3110	5108

To Order, Specify...

- 1 Model Number
- 2 Top Material
- 3 Edge Style and Thickness
- 4 Edge Color
- 5 Base Color
- 6 Additional Options



Base Options

Code Price

Casters (4), Dual Wheel Black		
Hard Wheel (to 72" length).....	CAS55	\$ 171
Casters (4), Dual Wheel Black		
Soft Wheel (to 72" length).....	CAS57	\$ 171

Finish Options

Chrome		\$ 649
Nickel		\$ 710
Powder Coat, Standard		n/c
Powder Coat, Premium.....		\$ 165
Platinum.....		\$ 488

Top Options

Table Link (all four sides)	TLK	\$ 251
Table Link (36" ends only)	TLE	\$ 135
Special Laminate.....	TSP	call
Custom Cutout (per cutout)	TCC	\$ 120

Power + Data Options

Please reference the Power + Data Price List

Wire Management Options

1 Oval Brush Grommet, Location A	WOA	\$ 97
2 Oval Brush Grommets, Location E	WOE	\$ 194
1 Oval Brush Grommet, Provide Location Print.	WOG	\$ 97
1 Round Grommet, Location A	WRA	\$ 76
2 Round Grommets, Location E.....	WRE	\$ 152
1 Round Grommet, Provide Location Print	WRG	\$ 76



Questions?

800 876 2120

top > edge >	Laminate PVC	Laminate Wood
	Flat	Flat
edge ordering code (square corner) > top thickness >	LP7S 1"	LW7S 1"
top thickness price >	1"	1"

Base Style	Table Description	Model #	Product Wt	1"	1"
<p>TI</p>	36 x 90 Fix	EGT1 3690REFX	131	1978	3058
	36 x 90 Slim-Tilt	EGT1 3690REST	136	2522	3547
	36 x 90 Fix w/FixMod	EGT1 3690REFX XM	153	3056	5081
	36 x 90 Fix w/RemMod	EGT1 3690REFX RM	135	3098	5128
	36 x 90 Slim-Tilt w/RemMod	EGT1 3690REST RM	140	3654	5680
	36 x 90 Slim-Tilt w/HangMod	EGT1 3690REST HM	158	3654	5680
	36 x 96 Fix	EGT1 3696REFX	138	2082	3248
	36 x 96 Slim-Tilt	EGT1 3696REST	144	2637	3803
	36 x 96 Fix w/FixMod	EGT1 3696REFX XM	162	3056	5081
	36 x 96 Fix w/RemMod	EGT1 3696REFX RM	143	3098	5128
	36 x 96 Slim-Tilt w/RemMod	EGT1 3696REST RM	149	3654	5680
	36 x 96 Slim-Tilt w/HangMod	EGT1 3696REST HM	168	3654	5680

Note: Training tables are often used with lightweight computer accessories. For heavy duty applications, such as large scale computer equipment, multiple monitor mounts, etc., Versteel suggests adding a third leg or stretcher. The price of the 84", 90" and 96" models include a stretcher rail required for additional support. Contact Customer Service if you have specific application concerns or questions.

To Order, Specify...

- 1 Model Number
- 2 Top Material
- 3 Edge Style and Thickness
- 4 Edge Color
- 5 Base Color
- 6 Additional Options



Finish Options

Chrome	\$ 649
Nickel	\$ 710
Powder Coat, Standard	n/c
Powder Coat, Premium	\$ 165
Platinum	\$ 488

Top Options

Table Link (all four sides)	TLK	\$ 251
Table Link (36" ends only)	TLE	\$ 135
Special Laminate	TSP	call
Custom Cutout (per cutout)	TCC	\$ 120

Power + Data Options

Please reference the Power + Data Price List

Wire Management Options


1 Oval Brush Grommet, Location A	WOA	\$ 97
2 Oval Brush Grommets, Location E	WOE	\$ 194
1 Oval Brush Grommet, Provide Location Print.	WOG	\$ 97
1 Round Grommet, Location A	WRA	\$ 76
2 Round Grommets, Location E	WRE	\$ 152
1 Round Grommet, Provide Location Print	WRG	\$ 76



Questions?

800 876 2120

top > edge >	Laminate PVC	Laminate Wood
	Flat	Flat
edge ordering code (square corner) > top thickness >	LP7S 1"	LW7S 1"
top thickness price >	1"	1"

Base Style	Table Description	Model #	Product Wt	1"	1"
 TC	24 x 48 Fix	EGTC 2448REFX	55	1247	1697
	24 x 48 Slim-Tilt	EGTC 2448REST	64	1767	2217
	24 x 48 Fix w/FixMod	EGTC 2448REFX XM	68	1563	1602
	24 x 48 Fix w/RemMod	EGTC 2448REFX RM	57	1584	1652
	24 x 48 Slim-Tilt w/RemMod	EGTC 2448REST RM	66	2119	2170
	24 x 48 Slim-Tilt w/HangMod	EGTC 2448REST HM	77	2119	2170
	24 x 48 Fix w/FixLightweightFormMod	EGTC 2448REFX XL	67	1584	1652
	24 x 48 Fix w/RemLightweightFormMod	EGTC 2448REFX RL	67	1584	1652
	24 x 48 Fix w/FixFormMod	EGTC 2448REFX XF	77	1697	1754
	24 x 60 Fix	EGTC 2460REFX	63	1332	1894
	24 x 60 Slim-Tilt	EGTC 2460REST	75	1767	2217
	24 x 60 Fix w/FixMod	EGTC 2460REFX XM	78	1759	1836
	24 x 60 Fix w/RemMod	EGTC 2460REFX RM	66	1808	1886
	24 x 60 Slim-Tilt w/RemMod	EGTC 2460REST RM	78	2325	2398
	24 x 60 Slim-Tilt w/HangMod	EGTC 2460REST HM	90	2325	2398
	24 x 60 Fix w/FixLightweightFormMod	EGTC 2460REFX XL	78	1808	1886
	24 x 60 Fix w/RemLightweightFormMod	EGTC 2460REFX RL	78	1808	1886
	24 x 60 Fix w/FixFormMod	EGTC 2460REFX XF	90	2082	2158
	24 x 72 Fix	EGTC 2472REFX	70	1528	2134
	24 x 72 Slim-Tilt	EGTC 2472REST	85	2041	2655
	24 x 72 Fix w/FixMod	EGTC 2472REFX XM	87	2030	2095
	24 x 72 Fix w/RemMod	EGTC 2472REFX RM	74	2076	2143
	24 x 72 Slim-Tilt w/RemMod	EGTC 2472REST RM	89	2593	2662
	24 x 72 Slim-Tilt w/HangMod	EGTC 2472REST HM	102	2593	2662
24 x 72 Fix w/FixLightweightFormMod	EGTC 2472REFX XL	88	2079	2145	
24 x 72 Fix w/RemLightweightFormMod	EGTC 2472REFX RL	88	2079	2145	
24 x 72 Fix w/FixFormMod	EGTC 2472REFX XF	102	2273	2340	
24 x 84 Fix	EGTC 2484REFX	94	1611	2364	
24 x 84 Slim-Tilt	EGTC 2484REST	97	2128	2882	
24 x 84 Fix w/FixMod	EGTC 2484REFX XM	114	2280	2286	
24 x 84 Fix w/RemMod	EGTC 2484REFX RM	98	2309	2320	
24 x 84 Slim-Tilt w/RemMod	EGTC 2484REST RM	101	2843	4069	
24 x 84 Slim-Tilt w/HangMod	EGTC 2484REST HM	117	2843	4069	

Note: Training tables are often used with lightweight computer accessories. For heavy duty applications, such as large scale computer equipment, multiple monitor mounts, etc., Versteel suggests adding a third leg or stretcher. The price of the 84", 90" and 96" models include a stretcher rail required for additional support. Contact Customer Service if you have specific application concerns or questions.

To Order, Specify...

- 1 Model Number
- 2 Top Material
- 3 Edge Style and Thickness
- 4 Edge Color
- 5 Base Color
- 6 Additional Options



Base Options

Code Price

Casters (4), Dual Wheel Black		
Hard Wheel (to 72" length).....	CAS55	\$ 171
Casters (4), Dual Wheel Black		
Soft Wheel (to 72" length).....	CAS57	\$ 171

Finish Options

Chrome		\$ 649
Nickel.....		\$ 710
Powder Coat, Standard		n/c
Powder Coat, Premium.....		\$ 165
Platinum.....		\$ 488

Top Options

Table Link (all four sides)	TLK	\$ 251
Table Link (24" ends only)	TLE	\$ 135
Special Laminate.....	TSP	call
Custom Cutout (per cutout)	TCC	\$ 120

Power + Data Options

Please reference the Power + Data Price List



Wire Management Options


1 Oval Brush Grommet, Location A	WOA	\$ 97
2 Oval Brush Grommets, Location E	WOE	\$ 194
1 Oval Brush Grommet, Provide Location Print.	WOG	\$ 97
1 Round Grommet, Location A	WRA	\$ 76
2 Round Grommets, Location E.....	WRE	\$ 152
1 Round Grommet, Provide Location Print	WRG	\$ 76



Questions?

800 876 2120

top >	Laminate PVC	Laminate Wood
edge >	Flat 	Flat 
edge ordering code (square corner) >	LP7S	LW7S
top thickness >	1"	1"
top thickness price >	1"	1"

Base Style	Table Description	Model #	Product Wt	1"	1"
 TC	24 x 90 Fix	EGTC 2490REFX	100	1742	2567
	24 x 90 Slim-Tilt	EGTC 2490REST	103	2269	3063
	24 x 90 Fix w/FixMod	EGTC 2490REFX XM	122	2762	4335
	24 x 90 Fix w/RemMod	EGTC 2490REFX RM	104	2880	3746
	24 x 90 Slim-Tilt w/RemMod	EGTC 2490REST RM	107	3395	4260
	24 x 90 Slim-Tilt w/HangMod	EGTC 2490REST HM	125	3395	4260
	24 x 96 Fix	EGTC 2496REFX	105	1862	2726
	24 x 96 Slim-Tilt	EGTC 2496REST	109	2378	3246
	24 x 96 Fix w/FixMod	EGTC 2496REFX XM	129	2762	4335
	24 x 96 Fix w/RemMod	EGTC 2496REFX RM	110	2880	3746
	24 x 96 Slim-Tilt w/RemMod	EGTC 2496REST RM	114	3395	4260
	24 x 96 Slim-Tilt w/HangMod	EGTC 2496REST HM	133	3395	4260

Note: Training tables are often used with lightweight computer accessories. For heavy duty applications, such as large scale computer equipment, multiple monitor mounts, etc., Versteel suggests adding a third leg or stretcher. The price of the 84", 90" and 96" models include a stretcher rail required for additional support. Contact Customer Service if you have specific application concerns or questions.

To Order, Specify...

- 1 Model Number
- 2 Top Material
- 3 Edge Style and Thickness
- 4 Edge Color
- 5 Base Color
- 6 Additional Options



Finish Options

Chrome	\$ 649
Nickel	\$ 710
Powder Coat, Standard	n/c
Powder Coat, Premium	\$ 165
Platinum	\$ 488

Top Options

Table Link (all four sides)	TLK	\$ 251
Table Link (24" ends only)	TLE	\$ 135
Special Laminate	TSP	call
Custom Cutout (per cutout)	TCC	\$ 120

Power + Data Options

Please reference the Power + Data Price List

Wire Management Options


1 Oval Brush Grommet, Location A	WOA	\$ 97
2 Oval Brush Grommets, Location E	WOE	\$ 194
1 Oval Brush Grommet, Provide Location Print.	WOG	\$ 97
1 Round Grommet, Location A	WRA	\$ 76
2 Round Grommets, Location E	WRE	\$ 152
1 Round Grommet, Provide Location Print	WRG	\$ 76



Questions?

800 876 2120

top > edge >	Laminate PVC	Laminate Wood
	Flat	Flat
edge ordering code (square corner) > top thickness >	LP7S 1"	LW7S 1"
top thickness price >	1"	1"

Base Style	Table Description	Model #	Product Wt	1"	1"
 TC	30 x 48 Fix	EGTC 3048REFX	63	1375	1846
	30 x 48 Slim-Tilt	EGTC 3048REST	75	1895	2364
	30 x 48 Fix w/FixMod	EGTC 3048REFX XM	76	1692	2364
	30 x 48 Fix w/RemMod	EGTC 3048REFX RM	66	1721	2381
	30 x 48 Slim-Tilt w/RemMod	EGTC 3048REST RM	78	2259	2936
	30 x 48 Slim-Tilt w/HangMod	EGTC 3048REST HM	88	2259	2936
	30 x 48 Fix w/FixLightweightFormMod	EGTC 3048REFX XL	75	1721	2381
	30 x 48 Fix w/RemLightweightFormMod	EGTC 3048REFX RL	75	1721	2775
	30 x 48 Fix w/FixFormMod	EGTC 3048REFX XF	85	1841	2345
	30 x 60 Fix	EGTC 3060REFX	73	1460	2065
	30 x 60 Slim-Tilt	EGTC 3060REST	87	1978	2581
	30 x 60 Fix w/FixMod	EGTC 3060REFX XM	88	1890	2875
	30 x 60 Fix w/RemMod	EGTC 3060REFX RM	76	1937	2920
	30 x 60 Slim-Tilt w/RemMod	EGTC 3060REST RM	90	2455	3439
	30 x 60 Slim-Tilt w/HangMod	EGTC 3060REST HM	102	2455	3439
	30 x 60 Fix w/FixLightweightFormMod	EGTC 3060REFX XL	88	1937	2919
	30 x 60 Fix w/RemLightweightFormMod	EGTC 3060REFX RL	88	1937	2919
	30 x 60 Fix w/FixFormMod	EGTC 3060REFX XF	100	2209	2816
	30 x 72 Fix	EGTC 3072REFX	83	1573	2283
	30 x 72 Slim-Tilt	EGTC 3072REST	100	2092	2798
	30 x 72 Fix w/FixMod	EGTC 3072REFX XM	100	2080	3497
	30 x 72 Fix w/RemMod	EGTC 3072REFX RM	87	2128	3541
	30 x 72 Slim-Tilt w/RemMod	EGTC 3072REST RM	104	2646	4058
	30 x 72 Slim-Tilt w/HangMod	EGTC 3072REST HM	117	2646	4058
	30 x 72 Fix w/FixLightweightFormMod	EGTC 3072REFX XL	101	2129	3542
	30 x 72 Fix w/RemLightweightFormMod	EGTC 3072REFX RL	101	2129	3542
	30 x 72 Fix w/FixFormMod	EGTC 3072REFX XF	115	2327	3035
	30 x 84 Fix	EGTC 3084REFX	109	1687	2576
	30 x 84 Slim-Tilt	EGTC 3084REST	114	2202	3092
	30 x 84 Fix w/FixMod	EGTC 3084REFX XM	129	2368	3765
	30 x 84 Fix w/RemMod	EGTC 3084REFX RM	113	2401	3788
	30 x 84 Slim-Tilt w/RemMod	EGTC 3084REST RM	118	2842	4654
	30 x 84 Slim-Tilt w/HangMod	EGTC 3084REST HM	134	2842	4654

Note: Training tables are often used with lightweight computer accessories. For heavy duty applications, such as large scale computer equipment, multiple monitor mounts, etc., Versteel suggests adding a third leg or stretcher. The price of the 84", 90" and 96" models include a stretcher rail required for additional support. Contact Customer Service if you have specific application concerns or questions.

To Order, Specify...

- 1 Model Number
- 2 Top Material
- 3 Edge Style and Thickness
- 4 Edge Color
- 5 Base Color
- 6 Additional Options



Base Options

Code Price

Casters (4), Dual Wheel Black		
Hard Wheel (to 72" length).....	CAS55	\$ 171
Casters (4), Dual Wheel Black		
Soft Wheel (to 72" length).....	CAS57	\$ 171

Finish Options

Chrome		\$ 649
Nickel		\$ 710
Powder Coat, Standard		n/c
Powder Coat, Premium.....		\$ 165
Platinum.....		\$ 488

Top Options

Table Link (all four sides)	TLK	\$ 251
Table Link (30" ends only)	TLE	\$ 135
Special Laminate.....	TSP	call
Custom Cutout (per cutout)	TCC	\$ 120

Power + Data Options

Please reference the Power + Data Price List

Wire Management Options

1 Oval Brush Grommet, Location A	WOA	\$ 97
2 Oval Brush Grommets, Location E	WOE	\$ 194
1 Oval Brush Grommet, Provide Location Print.	WOG	\$ 97
1 Round Grommet, Location A	WRA	\$ 76
2 Round Grommets, Location E.....	WRE	\$ 152
1 Round Grommet, Provide Location Print	WRG	\$ 76



Questions?

800 876 2120

top >	Laminate PVC	Laminate Wood
edge >	Flat	Flat
edge ordering code (square corner) >	LP7S	LW7S
top thickness >	1"	1"
top thickness price >	1"	1"

Base Style	Table Description	Model #	Product Wt	1"	1"
<p>TC</p>	30 x 90 Fix	EGTC 3090REFX	116	1800	2780
	30 x 90 Slim-Tilt	EGTC 3090REST	121	2309	3238
	30 x 90 Fix w/FixMod	EGTC 3090REFX XM	138	2776	4618
	30 x 90 Fix w/RemMod	EGTC 3090REFX RM	120	2819	4662
	30 x 90 Slim-Tilt w/RemMod	EGTC 3090REST RM	125	3336	5178
	30 x 90 Slim-Tilt w/HangMod	EGTC 3090REST HM	143	3336	5178
	30 x 96 Fix	EGTC 3096REFX	122	1894	2953
	30 x 96 Slim-Tilt	EGTC 3096REST	128	2412	3472
	30 x 96 Fix w/FixMod	EGTC 3096REFX XM	146	2776	4618
	30 x 96 Fix w/RemMod	EGTC 3096REFX RM	127	2819	4662
	30 x 96 Slim-Tilt w/RemMod	EGTC 3096REST RM	133	3336	5178
	30 x 96 Slim-Tilt w/HangMod	EGTC 3096REST HM	152	3336	5178

Note: Training tables are often used with lightweight computer accessories. For heavy duty applications, such as large scale computer equipment, multiple monitor mounts, etc., Versteel suggests adding a third leg or stretcher. The price of the 84", 90" and 96" models include a stretcher rail required for additional support. Contact Customer Service if you have specific application concerns or questions.

To Order, Specify...

- 1 Model Number
- 2 Top Material
- 3 Edge Style and Thickness
- 4 Edge Color
- 5 Base Color
- 6 Additional Options



Finish Options

Chrome	\$ 649
Nickel	\$ 710
Powder Coat, Standard	n/c
Powder Coat, Premium	\$ 165
Platinum	\$ 488

Top Options

Table Link (all four sides)	TLK	\$ 251
Table Link (30" ends only)	TLE	\$ 135
Special Laminate	TSP	call
Custom Cutout (per cutout)	TCC	\$ 120

Power + Data Options

Please reference the Power + Data Price List

Wire Management Options

1 Oval Brush Grommet, Location A	WOA	\$ 97
2 Oval Brush Grommets, Location E	WOE	\$ 194
1 Oval Brush Grommet, Provide Location Print.	WOG	\$ 97
1 Round Grommet, Location A	WRA	\$ 76
2 Round Grommets, Location E	WRE	\$ 152
1 Round Grommet, Provide Location Print	WRG	\$ 76

**Tops**

Performance Training tables are available with rectangle shape tops ranging from 18" to 30" wide and 48" to 96" in length. The 1¼" laminate tops can be specified with several edge details.

Bases

Fixed, folding and tilt regular and cantilever T bases are all standard with nylon adjustable glides. Bases are inset from the edge of the table to allow for additional leg room.

Modesty Panels

Performance training tables are standard with modesty panels. Refer to the Modesty Panel Construction Specifications page and the individual pricing pages for additional information.

Power + Data

To complete your specification, power and data, along with wire management options, can be added to your table. Refer to the Power + Data Price List.

NOTE EXCLUSIONS REGARDING EDGE THICKNESS, BASE FUNCTIONS AND HEIGHT MAY APPLY, REFER TO INDIVIDUAL PRICING PAGES FOR COMPLETE PRODUCT OFFERING

Quickship Program

Available for select products in the Performance series. Tables must be specified with a laminate top, either a PVC edge or a flat wood edge and powder coat base finish.

The Versteel Quickship Program consists of up to 50 tables, 25 tables with modesty panels or 100 chairs in 10 working days from time of order (received by 12pm EST). Orders must be accompanied by final material and finish specifications for order entry. They must be clearly marked "Quickship" and consist of products from the program. Quickship orders cannot be changed or cancelled, and credit approval must be acquired within 24 hours.

For additional information see Versteel.com.

Laminate Standard Core Construction

The standard top construction consists of 45-50 lb particleboard, surfaced with a high pressure laminate face. A backer sheet is laminated to the underside of the top. Tops are shipped pre-drilled for field installation of bases and accessories.

PVC Flat or Fluted Edge



Edge of 2mm PVC hot melt banded to the top with 1/8" radius at the top and bottom. Available with 1 1/2" radius corners or square corners.



Offered in twenty-one (21) standard colors.

Wood Flat or Fluted Edge



Wood banding hot melt banded to the top with 1/8" radius at the top and bottom. Available with 1 1/2" radius corners or square corners.



Offered in Ash, Cherry, Maple or Walnut materials.

Bumper Edge



Exposed ply core banding with rubberized 5/8" width bumper in the center of profile. Corners with 1 1/2" radius are available on tables with 1 1/4" edge thickness.

Offered in black bumper standard color.

Reverse Bevel Acrylic



Edge of 2mm acrylic edge banding hot melt banded to MDF core. A reverse bevel is then cut into the edge exposing the MDF on the reverse bevel. The MDF is then clear coated.

Urethane/PVC Ergo Edge (User Side)



Edge of 1 3/4" wide molded urethane designed with a sloped ergonomic edge on one side and a 2mm PVC flat edge on the remaining sides. PVC corners are available in square or radius on 7/8" and 1 1/4" edge thicknesses.

Urethane offered in ten (10) colors with coordinating PVC colors.

Shipping Schedule

Standard Items

Laminate, PVC Edge	3-5 WEEKS
Laminate, Wood Edge	3-5 WEEKS
Laminate, Bumper Edge	3-5 WEEKS
Laminate, Reverse Bevel Acrylic Edge	3-5 WEEKS
Laminate, Urethane Edge	3-5 WEEKS
Quickship Products	10 WORKING DAYS

Contact Versteel Customer Service for special lead time requests.

BIFMA

All Versteel products are constructed to pass the relevant ANSI/BIFMA standards. For more detailed specifications by series and base style, contact Versteel Customer Service at 800.876.2120.

Additional information regarding warranty, terms and conditions, shipping, care and maintenance, etc. can be found in the All Tables price list.

Laminate Modesty, General Core Construction

The modesty panel is constructed of $\frac{7}{8}$ " thick, 45-50 lb. medium density particle board surfaced with high pressure laminate face on both sides. See individual styles below for panel heights per series. Modesty panel extends the length of the top and is located along the front edge of the table for maximum leg and knee clearance.

Fixed Modesty (FixMod XM)

The Fixed Modesty panel is mounted to the top with screws through steel brackets and must be field installed into pre-drilled positions in the top. Panel is 10" high with the following exceptions: Eliga (E1 bases) 7", Paces and Vela 8". All mounting hardware is packed with the modesty panel. Finish details match the top unless specified differently.

Removable Modesty (RemMod RM)

The Removable Modesty panel slides into heavy duty steel brackets that are mounted to the top. Simply tighten the handwheels to keep the modesty panel in position or loosen to remove the panel. For storage, the modesty attachment pins can be rotated 90° to prevent marring of the top surfaces. Panel is 10" high with the following exceptions: Eliga (E1 bases) 7", Paces and Vela 8". Finish details match the top unless specified differently.

Folding Modesty (FoldMod FM)

The Folding Modesty panel is mounted to the top with heavy duty hinge assemblies. A sliding brace supports the modesty panel in the set-up position and also holds the modesty panel in place in the stored position. Panel is 10" high with the following exception: Vela 8". Finish details match the top unless specified differently.

**Hanging Modesty (HangMod HM)**

The hanging modesty is mounted to the top with a metal hinge that is factory installed. This mechanism pivots if the table is tilted to allow for a 90 degree slim-tilt. All hanging modesty panels are 8½" high. Finish details match the top unless specified differently.

**Form Metal Modesty, General Construction**

The modesty panel is constructed with an aluminum extruded back panel and a perforated hinged steel door. There are three (3) separate unobstructed channels that allow the routing of power and data cables, with a wire exit on the back for the top and middle channel. The Form Modesty panel is 10" high and extends the length of the top. The Form Modesty panel is located along the front edge of the table for maximum leg and knee clearance. Accessory end cap trim kit available.

NOTE RADIUS CORNERS ARE NOT RECOMMENDED ON THE TABLE TOP WHEN A FORM MODESTY IS SPECIFIED

Fixed Form Modesty (FixFormMod XF)

The Fixed Form Modesty panel is mounted to the top with screws through steel brackets. The fixed modesty panel must be field installed into pre-drilled positions in the top. All mounting hardware is packed with the modesty panel. Extruded back panel is black with powder coat options for the perforated steel door. Powder coat finish on perforated door matches the base finish unless specified differently. Transparent powder coat finishes are not available. The panel will be radius with round holes.

NOTE RADIUS CORNERS ARE NOT RECOMMENDED ON THE TABLE TOP WHEN A FORM MODESTY IS SPECIFIED

Folding Form Modesty (FoldFormMod FF)

The Folding Form Modesty panel is mounted to the top with heavy duty steel hinge assemblies. A sliding brace supports the modesty panel in the set-up position and also holds the modesty panel in place in the stored position. Extruded back panel is black with powder coat options for the perforated steel door. Powder coat finish on perforated door matches the base finish unless specified differently. Transparent powder coat finishes are not available. The panel will be radius with round holes.

NOTE RADIUS CORNERS ARE NOT RECOMMENDED ON THE TABLE TOP WHEN A FORM MODESTY IS SPECIFIED



**Fixed Lightweight Form Modesty
(FixLightweightFormMod XL)**

The Fixed Lightweight Form Modesty panel is a lightweight version of the Versteel Form Modesty. It is a formed steel perforated panel that is mounted to the top with screws through steel brackets. It must be field installed into pre-drilled positions in the top. A deep channel in the back of the panel allows for the routing of power and data cables inside of the modesty. Mounting hardware is packed with the modesty panel. Powder coat finish on the perforated panel matches the base finish unless specified differently. Transparent powder coat finishes are not available. The panel will be radius with round holes.

NOTE RADIUS CORNERS ARE NOT RECOMMENDED ON THE TABLE TOP WHEN A FORM MODESTY IS SPECIFIED

**Removable Lightweight Form Modesty
(RemLightweightFormMod RL)**

The Removable Lightweight Form Modesty panel slides into heavy duty steel brackets that are mounted to the top. Simply tighten the handwheels to secure the modesty in position or loosen them to remove the panel. Powder coat finish on the perforated panel matches the base finish unless specified differently. Transparent powder coat finishes are not available. The panel will be radius with round holes.

NOTE RADIUS CORNERS ARE NOT RECOMMENDED ON THE TABLE TOP WHEN A FORM MODESTY IS SPECIFIED



Training Tables

Performance
How To Order

VERSTEEL

To Order, Specify...

- 1 Model Number, include top and edge style
- 2 Top Material
 - a. Laminate manufacturer and color
 - b. Veneer species and finish color
- 3 Edge Color
- 4 Base Color
- 5 Additional Options

base model

finish selections

options

PT	T1	2460	RE	TL	HM	LP2S	/	TF 6362-58	/	CSTM	/	PSTM	/	CAS55	/	BST
series	base style	top size	top shape	table function	modesty function	top, edge & corner		top laminate manufacture & laminate code		edge color		base color		base option		base option

A **PTT12460REFXHM LP2S** is a Performance series 24" x 60" rectangle training table with tilt T1 bases, a hanging modesty and a laminate 1 1/8" thick top with a PVC edge and square corners.

The codes **TF 6362-58 / CSTM / PSTM** specify a Formica Concrete Formwood laminate, Storm PVC edge and Storm bases.

CAS55 / BST adds dual wheel black hard wheel casters and Slim-Tilt.

Model Number **PTT12460RETLHM**



Orders may be sent via

Mailing Address

Versteel
2332 Cathy Lane
Jasper IN 47546

Contact Versteel

Email contact@versteel.com
Phone 800 876 2120
812 634 2120
Fax 812 482 9318

Laminate

Versteel's standard offering of laminates includes over 900 laminates from Formica, Nevamar, Pionite and Wilsonart.

Laminate manufacturers change standard offerings frequently, making it possible a standard product can become unavailable. Versteel cannot be responsible for any inconvenience this may cause.

PVC Edge Colors

Absolute AcajouCABA	PearlCPEA
AlloyCALY	PlatinumCPLA
CarbonCCAR	Pralines & CreamCPRC
ChampagneCCHA	ShadowCSHA
CoconutCCOC	SnowCSNO
EbonyCEBO	StoneCSTO
Florence WalnutCFLW	StormCSTM
FossilCFOS	WhisperCWHI
GraphiteCGRA	White LinenCWHL
GreyCGRE	
Kensington MapleCKEM	
NimbusCNIM	

Wood Edge Species

AshA01	MapleM01
CherryC01	WalnutW01

Wood Edge Finishes

Ash

BeachWBEA	FogWFOG
ChestnutWCHE	PebbleWPEB
DriftWDRI	WhisperWWHI
FawnWFAW	

Cherry

Blossom CherryWBLC	Java CherryWJAC
Cordovan CherryWCNC	Millwork CherryWMWC
Golden CherryWGNC	

Maple

Caramel MapleWCMM	Sugar MapleWSUM
Solar MapleWSLM	

Walnut

Brighton WalnutWBRW	Natural WalnutWNAW
Espresso WalnutWESW	

Urethane Edge Colors

AlloyUALY	PearlJUPEA
EbonyUEBO	StoneUSTO
FossilUFOS	StormUSTM
GraphiteUGRA	WhisperUWHI
NimbusUNIM	White LinenUWHL

Studio Steel®

Versteel's "urban fabrication" process leaves the telltale signs of welding and assembly on the surface, highlighting a manufacturing aesthetic. Choosing a clear or transparent powder coat is recommended, allowing tonal striations (created as a result of extreme heat), natural textures, and the inherent qualities of raw steel to show through.

Studio Steel Process \$165

Powder Coat Finishes

All powder coat finishes in the Versteel offering have been formulated with the use of epoxy, polyester or epoxy and polyester blends to maximize the finish durability.

Powder Coat Finish Options

Powder Coat – Standard n/c
 Powder Coat – Premium (Hope) \$165
 Powder Coat – Premium (Platinum) \$488

Powder Coat Colors

AlloyPALY	MintPMNT
AmethystPAME	NavyPNAV
AnthracitePANT	NimbusPNIM
Black AnodizedPBLA	NutmegPNUT
BronzePBRO	◆ PacificPPAC
CalypsoPCAL	PearlPPEA
CarbonPCAR	PebblePPEB
ChampagnePCHA	Ⓟ PlatinumPPLA
CoconutPCOC	PoppyPPOP
◆ CopperPCOP	◆ RavenPRAV
CrimsonPCRI	RoyalPROY
◆ CrystalPCRY	SeasidePSEA
DaffodilPDAF	ShipyardsPSHI
EbonyPEBO	SilverPSIL
ForestPFOR	SnowPSNO
FossilPFOS	StonePSTO
◆ GarnetPGAR	StormPSTM
◆ GoldPGOL	Terra CottaPTEC
GraphitePGRA	WhisperPWHI
Ⓟ HopePHOP	White LinenPWHL
Kelly GreenPKEG	Powder Coat AlternativeOPA
◆ MattePMAT		
MicaPMIC		

Transparent Powder Coats (indicated by ◆)

Please note that the transparent characteristics of these powders allow all natural welds and textures inherent to raw steel to be visible. Not available for application on flat sheet metal surfaces found on Brattice disc bases or Form Modesty panels.

Premium Powder Coats (indicated by Ⓟ)

Versteel's premium process uses specially formulated powder coats for a truly unique color palette.

Chrome

Versteel applies a deep luster chrome plated finish. Chrome is the most durable finish available. Specify Chrome and add \$165 list per table.

Chrome ECHR

NOTE DISC BASES ARE NOT AVAILABLE IN CHROME

Nickel

Versteel applies a nickel plated finish with a clear coat applied for durability. Specify Nickel and add \$223 list per table.

Nickel ENKL

NOTE DISC BASES ARE NOT AVAILABLE IN NICKEL

Finish Reference & Samples

For finish color reference, please refer to our website. Contact Versteel Customer Service to receive actual color samples for color matches and final color approval.

Special Laminate

Call for quotation

Specify code **TSP** (*Special Laminate*), indicate the quoted charges per table

Special laminates and patterns can be specified as an option. To specify, contact Versteel Customer Service for availability and pricing.

NOTE LAMINATES IN STANDARD COLORS AND TEXTURES FROM FORMICA, NEVAMAR, PIONITE AND WILSONART ARE STANDARD

CAUTION LAMINATE MANUFACTURERS CHANGE STANDARD OFFERINGS FREQUENTLY, MAKING IT POSSIBLE A STANDARD PRODUCT CAN BECOME UNAVAILABLE. VERSTEEL CANNOT BE RESPONSIBLE FOR ANY INCONVENIENCE THIS MAY CAUSE.

Custom PVC Color Match

Call for quotation / one time charge per color, per order

Specify code **OCF** (*Custom PVC Color Match*), add cost from Versteel quotation

PVC Color Match can be the selection of a color that is available from a Versteel supplier or a new custom color developed for the order. Minimum footage requirements mean that the amount of material needed for your order will effect the cost.

For PVC Color Matching you must supply a color reference sample. Versteel will review the sample for possible existing colors available and send a sample for customer approval. If no color match exists, a custom match will be developed and sampled for customer approval before a production schedule is established.

Custom Urethane Edge

Call for quotation / one time charge per color, per order

Specify code **OCU** (*Custom Urethane Color Match*), add cost from Versteel quotation

For Urethane Color Matching you must supply a color reference sample. A custom match will be developed and sampled for customer approval before a production schedule is established.

Powder Coat Alternative

Call for quotation

Specify code **OPA** (*Powder Coat Alternative*), add cost from Versteel quotation

Powder Coat Alternative is available from Versteel. The entire RAL color reference along with hundreds of other color and finishes are available.

For Powder Coat Alternative matching, you must supply a color reference sample, or an RAL number. Versteel will review the sample for possible existing colors available and send a sample for customer approval. If no color match exists a custom match can be developed. Call Versteel Customer Service for associated upcharges on custom color development.

Stain Finish Match

\$996 / one time charge per finish, per order

Specify code **OSM** (*Stain Finish Match*), add \$996.00 list per finish, per order

Alternative Stain Finishes are available for veneer and wood edged tops.

For Stain Finish Matching you must supply two 4" x 4" finish color and grain reference samples. An expertly finish matched sample will be provided for customer approval.

NOTE CUSTOMS OR ALTERNATIVES MAY AFFECT STANDARD PRODUCTION SCHEDULES

Training Tables

Performance
Base Options

VERSTEEL

Adjustable Height - Pin

\$221 / table

Specify code **BAP** (Adjustable Height - Pin), add \$221.00 list per table

Pin Adjustable height bases adjust from 27" to 32" table height in 1" increments by depressing the spring loaded pins in each column. Available on Performance T1 and TC fixed or tilt bases.



Adjustable Height - Pneumatic T1 or TC Bases

\$1228 / table

Specify code **BAT** (Adjustable Height - Pneumatic T1 or TC), add \$1228.00 list per table

Pneumatic adjustable height bases cover the most common ergonomic table heights of 26 3/4", 29" and 32" with a simple turn of a handwheel. Pneumatic height bases are designed for field serviceability, if ever needed. Available on T1 or TC fixed or tilt bases.



ADJUSTABILITY WITH THREE PRESET TABLE HEIGHT STOPS

TYPING HEIGHT	26 3/4"
STANDARD HEIGHT	29"
WHEELCHAIR HEIGHT	32"

NOTE FOR OTHER TABLE HEIGHT REQUIREMENTS CONTACT VERSTEEL CUSTOMER SERVICE FOR STRUCTURAL DETAILS, PRICING AND AVAILABILITY

Alternate Table Height 32" and Under

\$100 / table

Specify code **BAH** (Alternate Height 32" and under), indicate desired table height (32" or less), add \$100.00 list per table

Suggested typing height table is 26 3/4"
Suggested wheelchair height table is 32"
Suggested stand up height table is 42"

NOTE FOR OTHER TABLE HEIGHT REQUIREMENTS CONTACT VERSTEEL CUSTOMER SERVICE FOR STRUCTURAL DETAILS, PRICING AND AVAILABILITY

Casters - Dual Hard Wheel

\$171 / table

Specify code **CAS55** (Casters - Dual Hard Wheel), add \$171.00 list per table

Dual Hard Wheel, black, 2" diameter, standard locking casters are available for most base styles. Each is fitted into a reinforced caster receiver and must be specified at time of order. Caster option does not change the overall height of the table. See individual product pages for availability and ordering code.



Mix - Dual Hard Wheel Casters & Glides

\$163 / table

Specify code **BMD** (Mix - Dual Hard Wheel Casters & Glides), add \$163.00 list per table

Tables can be specified with dual hard wheel, black, 2" diameter, standard locking casters on half of the table, with glides on the other half. Each caster is fitted into a reinforced receiver and must be specified at time of order. Mix option does not change the overall height of the table.

Casters - Dual Soft Wheel

\$171 / table

Specify code **CAS57** (Casters - Dual Soft Wheel), add \$171.00 list per table

Dual Soft Wheel, black, 2" diameter, standard locking casters are available for most base styles. Each is fitted into a reinforced caster receiver and must be specified at time of order. Caster option does not change the overall height of the table. See individual product pages for availability and ordering code.



Self-Leveling Glides

\$49 / table

Specify code **GLD04** (Self-Leveling Glides), add \$49.00 list per table

Self-Leveling Glides replace standard glides. This option allows the table to automatically compensate up to 1/2" for floors that are not level. Self-leveling glides increase overall table height by 3/4". See individual product pages for availability.



Bullet End Caps

\$129 / table

Specify code **BBE** (Bullet End Caps), add \$129.00 list per table

Bullet End Caps are welded in place of the standard welded rail blunt ends.



Table Floor Mount

\$57 / table

Specify code **AFB** (Table Floor Mount Bracket Set), add \$57.00 list per table

Bracket to slip over the standard table glide and fasten to the floor with fasteners supplied by the installer. Set of four (4) brackets will securely mount the table to the floor to prevent movement.



NOTE NOT AVAILABLE ON BASES WITH CASTERS OR SELF-LEVELING GLIDES

Assembled Folding Table**\$77 / table**

Specify code **BAF** (*Assembled Folding Table*), add \$77.00 list per table

Folding bases can be attached to tops at the factory

NOTE RECTANGLE TABLES WITH FOLDING BASE AND FOLDING MODESTY PANELS ARE SHIPPED ASSEMBLED WITHOUT ADDITIONAL CHARGE

**Stretcher Rail****\$243 / table**

Specify code **BTS** (*Stretcher Rail*), required finish selection_, add \$243.00 list per table

Available for T1 and TC style, fixed and tilt bases to increase table rigidity. Necessary tools are provided to install the stretcher



NOTE A STRETCHER IS NOT A RETROFIT ITEM, IT MUST BE SPECIFIED AT TIME OF ORDER

Top Custom Cutout**\$120 / cutout**

Specify code **TCC** (Top Custom Cutout), add \$120.00 list per cutout

Top Custom Cutout requires a drawing for production and is subject to approvals.

Table Link**\$251 / table**

Specify code **TLK** (Table Link), add \$251.00 list per table

Table Link is for linking Versteel table configurations in typical room situations.

Table link will prevent the accidental disconnection of power supply to adjacent tables. Available on tables with PVC, 3mm Wood, Wood Square, Wood Fluted and Ergo user side edge details.



Closed end link brackets are provided for tops without bases or tables with a base that does not allow the table to stand alone.

**Table Link - Ends Only****\$135 / table**

Specify code **TLE** (Table Link - Ends Only), add \$135.00 list per table

Table Link is for linking Versteel table configurations in typical room situations.

Specify Table Link - Ends Only when your configuration requires linking on the table ends only. Available on tables with PVC, 3mm Wood, Wood Square, Wood Fluted and Ergo user side edge details. Table Link - Ends Only is included with electrical package options. This will prevent the accidental disconnection of power supply to adjacent tables.

**Laptop Locker****\$1375 / locker**

*Fixed tables only (not available on tilt, slim-tilt or folding tables)

Specify code **TLA1** (One Laptop Locker) or code **TLA2** (Two Laptop Lockers) add \$1375.00 list per Laptop Locker.

Indicate Manual Locking Keyed Individually **TMKI**, Manual Locking Keyed Alike **TMKA** or Electronic Locking **TLEL**. Add \$359.00 list per Laptop Locker when Electronic Locking is specified AND **TLP** (Laptop Locker power unit) which is required for the electronic locking option, add \$557.00 list (Power unit sequences up to 10 lockers, includes 1 key).

The minimum table width available with Laptop Locker is 24".



The minimum table length available with Laptop Locker is 36". The maximum table length available is 96".

2 Laptop Lockers can be installed starting at a table length of 60" or greater (table subject to additional base and/or support base when more than one unit is installed in top greater than or equal to 72").

All lockers to have urethane edge on locker door and top opening. Specify Urethane color when ordering a laptop locker.

Urethane Colors

AlloyUALY	PearlJUPEA
EbonyUEBO	StoneUSTO
FossilUFOS	StormUSTM
GraphiteUGRA	WhisperUWHI
NimbusUNIM	White LinenUWHL

NOTE LAPTOP LOCKER IS NOT AVAILABLE ON VENEER TOP SURFACES, WOODGRAIN OR DIRECTIONAL PATTERN LAMINATES OR TABLE WITH LIGHTWEIGHT LAMINATE CORE.

For additional questions contact Versteel Customer Service at 800.876.2120.

Table Transport

\$1855 / each

Specify code **ATT3054** (Table Transport), add \$1855.00 list each

The transport saves time and labor. Its 31" width can move tables of any length through doorways with ease.



SPECIFICATIONS

- Weight: 61 lbs.
- 31" x 54" overall footprint
- Black powder coat finish
- Two (2) swivel and two (2) non-swivel casters
- 5" casters are non-marking wheel material

TRANSPORT CAPACITY

FOLDED TABLES WITHOUT MODESTY PANEL	6 ON EDGE 8 STACKED FLAT
FOLDED TABLES WITH MODESTY	5 STACKED FLAT
OVERLAPPING FOLDED TABLES	4 ON EDGE

NOTE MAXIMUM LOAD WEIGHT: 1,000 LBS

NOTE TABLES GREATER THAN 27" IN WIDTH DO NOT STACK HORIZONTALLY ON THE TRANSPORT



Questions?

800 876 2120

Overlapping Folding Bases
Quickship Program Product
 For Quickship specification details, visit www.versteel.com/quickship

top >
edge >

edge ordering code (radius corner) >
or
edge ordering code (square corner) >
top thickness >

edge ordering code (radius corner) >
or
edge ordering code (square corner) >
top thickness >
top thickness price >

Laminate PVC	Laminate Wood	Laminate Soft PVC	Laminate Urethane/PVC
Flat LP2R or LP2S 1 1/4"	Flat LW2R or LW2S 1 1/4"	Bumper LB2R 1 1/4"	Ergo (user side only) LUPE2R or LUPE2S 1 1/4"
Fluted LPF2R or LPF2S 1 1/4"	Fluted LWF2R or LWF2S 1 1/4"	Reverse Bevel Acrylic LMRA2R or LMRA2S 1 1/4"	PVC on remaining sides 1 1/4"
1 1/4"	1 1/4"	1 1/4"	1 1/4"

Base Style	Table Description	Model #	Product Wt
	18 x 48 Fix w/FixMod	PTTI 1848REFX XM	≠OS 65
	18 x 48 Fix w/RemMod	PTTI 1848REFX RM	≠OS 65
	18 x 48 Fold w/RemMod	PTTI 1848REFO RM	≠OS 67
	18 x 48 Slim-Tilt w/HangMod	PTTI 1848REST HM	≠OS 77
	18 x 48 Fix w/FixLightweightFormMod	PTTI 1848REFX XL	65
	18 x 48 Fix w/RemLightweightFormMod	PTTI 1848REFX RL	65
	18 x 48 Fold w/RemLightweightFormMod	PTTI 1848REFO RL	67
	18 x 48 Fix w/FixFormMod	PTTI 1848REFX XF	65
	18 x 60 Fix w/FixMod	PTTI 1860REFX XM	≠OS 76
	18 x 60 Fix w/RemMod	PTTI 1860REFX RM	≠OS 76
	18 x 60 Fold w/RemMod	PTTI 1860REFD RM	≠OS 78
	18 x 60 Slim-Tilt w/HangMod	PTTI 1860REST HM	≠OS 88
	18 x 60 Fix w/FixLightweightFormMod	PTTI 1860REFX XL	75
	18 x 60 Fix w/RemLightweightFormMod	PTTI 1860REFX RL	75
	18 x 60 Fold w/RemLightweightFormMod	PTTI 1860REFD RL	77
	18 x 60 Fix w/FixFormMod	PTTI 1860REFX XF	88
	18 x 72 Fix w/FixMod	PTTI 1872REFX XM	≠OS 87
	18 x 72 Fix w/RemMod	PTTI 1872REFX RM	≠OS 87
	18 x 72 Fold w/RemMod	PTTI 1872REFD RM	≠OS 89
	18 x 72 Slim-Tilt w/HangMod	PTTI 1872REST HM	≠OS 99
	18 x 72 Fix w/FixLightweightFormMod	PTTI 1872REFX XL	88
	18 x 72 Fix w/RemLightweightFormMod	PTTI 1872REFX RL	88
	18 x 72 Fold w/RemLightweightFormMod	PTTI 1872REFD RL	90
	18 x 72 Fix w/FixFormMod	PTTI 1872REFX XF	102

Note: Training tables are often used with lightweight computer accessories. For heavy duty applications, such as large scale computer equipment, multiple monitor mounts, etc. Versteel suggests adding a third leg or stretcher. Contact Customer Service if you have specific application concerns or questions.

To Order, Specify...

- 1 Model Number
- 2 Top Material
- 3 Edge Style and Thickness
- 4 Edge Color
- 5 Base Color
- 6 Additional Options



Base Options	Code	Price
Assembled Folding Table	BAF	\$ 77
Alternate Table Height 32" & Under	BAH	\$ 100
Alternate Table Height 32" & Over	BSP	\$ call
Adjustable Height, Pin (Fix/Tilt)	BAP	\$ 221
Adjustable Height, Pneumatic (Fix/Tilt)	BAT	\$ 1228
Bullet End Caps	BBE	\$ 129
Casters (4), Dual Wheel Black Hard Wheel	CAS55	\$ 171
Casters (4), Dual Wheel Black Soft Wheel	CAS57	\$ 171
Self-Leveling Glides (4)	GLD04	\$ 49
Stretcher Rail (Fix/Tilt) Finish Same as Base	BTS	\$ 243

Finish Options		
Chrome		\$ 165
Nickel		\$ 223
Powder Coat, Standard		n/c
Powder Coat, Premium		\$ 165
Platinum		\$ 488

Top Options		
Table Link (all four sides)	TLK	\$ 251
Table Link (18" ends only)	TLE	\$ 135
Special Laminate	TSP	call
Custom Cutout (per cutout)	TCC	\$ 120

Power + Data Options
Please reference the Power + Data Price List

Wire Management Options		
Basket, Modesty Mount	WBM	\$ 97
Basket, Under Top Mount	WBT	\$ 97
Cable Hook Legway	WCK	\$ 119
Canvas Legway	WCL	\$ 100
Plastic Legway	WRL	\$ 78
1 Oval Brush Grommet, Location A	WOA	\$ 97
2 Oval Brush Grommets, Location E	WOE	\$ 194
1 Oval Brush Grommet, Provide Location Print	WOG	\$ 97
1 Round Grommet, Location A	WRA	\$ 76
2 Round Grommets, Location E	WRE	\$ 152
1 Round Grommet, Provide Location Print	WRG	\$ 76

Accessories		
CPU Holder (3" - 9" adjustment)	ACPU3-9F	\$ 237
CPU Holder (5" - 8" adjustment)	ACPU5-8F	\$ 155
CPU Holder (3" - 5" adjustment)	ACPU3F	\$ 155
Table Transport	ATT3054	\$ 1855
Table Floor Mount Bracket Set	AFB	\$ 57



Questions?








800 876 2120


Quickship Program Product
For Quickship specification details,
visit www.versteel.com/quickship

top >
edge >

edge ordering code (radius corner) >
or
edge ordering code (square corner) >
top thickness >

edge ordering code (radius corner) >
or
edge ordering code (square corner) >
top thickness >

Laminate PVC	Laminate Wood	Laminate Soft PVC	Laminate Urethane/PVC
Flat  LP2R or LP2S 1 1/4"	Flat  LW2R or LW2S 1 1/4"	Bumper  LB2R 1 1/4"	Ergo (user side only)  LUPE2R or LUPE2S 1 1/4"
Fluted  LPF2R or LPF2S 1 1/4"	Fluted  LWF2R or LWF2S 1 1/4"	Reverse Bevel Acrylic  LMRA2R or LMRA2S 1 1/4"	PVC on remaining sides 1 1/4"
1 1/4"	1 1/4"	1 1/4"	1 1/4"

Base Style	Table Description	Model #	Product Wt
 T1	18 x 84 Fix w/FixMod	PTT1 1884REFX XM	98
	18 x 84 Fix w/RemMod	PTT1 1884REFX RM	98
	18 x 84 Fold w/RemMod	PTT1 1884REFD RM	100
	18 x 84 Slim-Tilt w/HangMod	PTT1 1884REST HM	110
	18 x 90 Fix w/FixMod	PTT1 1890REFX XM	104
	18 x 90 Fix w/RemMod	PTT1 1890REFX RM	104
	18 x 90 Fold w/RemMod	PTT1 1890REFD RM	106
	18 x 90 Slim-Tilt w/HangMod	PTT1 1890REST HM	116
	18 x 96 Fix w/FixMod	PTT1 1896REFX XM	109
	18 x 96 Fix w/RemMod	PTT1 1896REFX RM	109
	18 x 96 Fold w/RemMod	PTT1 1896REFD RM	111
	18 x 96 Slim-Tilt w/HangMod	PTT1 1896REST HM	121

Note: Training tables are often used with lightweight computer accessories. For heavy duty applications, such as large scale computer equipment, multiple monitor mounts, etc. Versteel suggests adding a third leg or stretcher. Contact Customer Service if you have specific application concerns or questions.

To Order, Specify...

- 1 Model Number
- 2 Top Material
- 3 Edge Style and Thickness
- 4 Edge Color
- 5 Base Color
- 6 Additional Options



Base Options	Code	Price
Assembled Folding Table	BAF	\$ 77
Alternate Table Height 32" & Under.....	BAH	\$ 100
Alternate Table Height 32" & Over.....	BSP	\$ call
Adjustable Height, Pin (Fix/Tilt).....	BAP	\$ 221
Adjustable Height, Pneumatic (Fix/Tilt).....	BAT	\$ 1228
Bullet End Caps.....	BBE	\$ 129
Self-Leveling Glides (4).....	GLD04	\$ 49
Stretcher Rail (Fix/Tilt) Finish Same as Base.....	BTS	\$ 243

Finish Options		
Chrome		\$ 165
Nickel.....		\$ 223
Powder Coat, Standard		n/c
Powder Coat, Premium.....		\$ 165
Platinum.....		\$ 488

Top Options		
Table Link (all four sides)	TLK	\$ 251
Table Link (18" ends only).....	TLE	\$ 135
Special Laminate.....	TSP	call
Custom Cutout (per cutout)	TCC	\$ 120

Power + Data Options
Please reference the Power + Data Price List

Wire Management Options		
Basket, Modesty Mount.....	WBM	\$ 97
Basket, Under Top Mount.....	WBT	\$ 97
Cable Hook Legway	WCK	\$ 119
Canvas Legway	WCL	\$ 100
Plastic Legway.....	WRL	\$ 78
1 Oval Brush Grommet, Location A.....	WOA	\$ 97
2 Oval Brush Grommets, Location E.....	WOE	\$ 194
1 Oval Brush Grommet, Provide Location Print.....	WOG	\$ 97
1 Round Grommet, Location A.....	WRA	\$ 76
2 Round Grommets, Location E.....	WRE	\$ 152
1 Round Grommet, Provide Location Print	WRG	\$ 76

Accessories		
CPU Holder (3" - 9" adjustment)	ACPU3-9F	\$ 237
CPU Holder (5" - 8" adjustment).....	ACPU5-8F	\$ 155
CPU Holder (3" - 5" adjustment).....	ACPU3F	\$ 155
Table Transport	ATT3054	\$ 1855
Table Floor Mount Bracket Set.....	AFB	\$ 57



Questions?

800 876 2120

Overlapping Folding Bases
Quickship Program Product
 For Quickship specification details, visit www.versteel.com/quickship

top >
edge >

edge ordering code (radius corner) >
or
edge ordering code (square corner) >
top thickness >

edge ordering code (radius corner) >
or
edge ordering code (square corner) >
top thickness >

Laminate PVC	Laminate Wood	Laminate Soft PVC	Laminate Urethane/PVC
Flat LP2R or LP2S 1 1/4"	Flat LW2R or LW2S 1 1/4"	Bumper LB2R 1 1/4"	Ergo (user side only) LUPE2R or LUPE2S 1 1/4"
Fluted LPF2R or LPF2S 1 1/4"	Fluted LWF2R or LWF2S 1 1/4"	Reverse Bevel Acrylic LMRA2R or LMRA2S 1 1/4"	PVC on remaining sides 1 1/4"
1 1/4"	1 1/4"	1 1/4"	1 1/4"

Base Style	Table Description	Model #	Product Wt
<p>T1</p>	20 x 48 Fix w/FixMod	PTTI 2048REFX XM	≈0S 68
	20 x 48 Fix w/RemMod	PTTI 2048REFX RM	≈0S 68
	20 x 48 Fold w/RemMod	PTTI 2048REFO RM	≈0S 70
	20 x 48 Slim-Tilt w/HangMod	PTTI 2048REST HM	≈0S 80
	20 x 48 Fix w/FixLightweightFormMod	PTTI 2048REFX XL	68
	20 x 48 Fix w/RemLightweightFormMod	PTTI 2048REFX RL	68
	20 x 48 Fold w/RemLightweightFormMod	PTTI 2048REFO RL	70
	20 x 48 Fix w/FixFormMod	PTTI 2048REFX XF	68
	20 x 60 Fix w/FixMod	PTTI 2060REFX XM	≈0S 80
	20 x 60 Fix w/RemMod	PTTI 2060REFX RM	≈0S 80
	20 x 60 Fold w/RemMod	PTTI 2060REFD RM	≈0S 82
	20 x 60 Slim-Tilt w/HangMod	PTTI 2060REST HM	≈0S 92
	20 x 60 Fix w/FixLightweightFormMod	PTTI 2060REFX XL	79
	20 x 60 Fix w/RemLightweightFormMod	PTTI 2060REFX RL	79
	20 x 60 Fold w/RemLightweightFormMod	PTTI 2060REFD RL	81
	20 x 60 Fix w/FixFormMod	PTTI 2060REFX XF	92
	20 x 72 Fix w/FixMod	PTTI 2072REFX XM	≈0S 92
	20 x 72 Fix w/RemMod	PTTI 2072REFX RM	≈0S 92
	20 x 72 Fold w/RemMod	PTTI 2072REFD RM	≈0S 94
	20 x 72 Slim-Tilt w/HangMod	PTTI 2072REST HM	≈0S 104
	20 x 72 Fix w/FixLightweightFormMod	PTTI 2072REFX XL	93
	20 x 72 Fix w/RemLightweightFormMod	PTTI 2072REFX RL	93
	20 x 72 Fold w/RemLightweightFormMod	PTTI 2072REFD RL	95
	20 x 72 Fix w/FixFormMod	PTTI 2072REFX XF	107

Note: Training tables are often used with lightweight computer accessories. For heavy duty applications, such as large scale computer equipment, multiple monitor mounts, etc. Versteel suggests adding a third leg or stretcher. Contact Customer Service if you have specific application concerns or questions.

To Order, Specify...

- 1 Model Number
- 2 Top Material
- 3 Edge Style and Thickness
- 4 Edge Color
- 5 Base Color
- 6 Additional Options



Base Options	Code	Price
Assembled Folding Table	BAF	\$ 77
Alternate Table Height 32" & Under.....	BAH	\$ 100
Alternate Table Height 32" & Over.....	BSP	\$ call
Adjustable Height, Pin (Fix/Tilt).....	BAP	\$ 221
Adjustable Height, Pneumatic (Fix/Tilt).....	BAT	\$ 1228
Bullet End Caps.....	BBE	\$ 129
Casters (4), Dual Wheel Black Hard Wheel.....	CAS55	\$ 171
Casters (4), Dual Wheel Black Soft Wheel.....	CAS57	\$ 171
Mix, Dual Wheel Casters & Glides	BMD	\$ 163
Self-Leveling Glides (4).....	GLD04	\$ 49
Stretcher Rail (Fix/Tilt) Finish Same as Base.....	BTS	\$ 243

Finish Options	Price
Chrome	\$ 165
Nickel.....	\$ 223
Powder Coat, Standard	n/c
Powder Coat, Premium.....	\$ 165
Platinum.....	\$ 488

Top Options	Code	Price
Table Link (all four sides)	TLK	\$ 251
Table Link (20" ends only)	TLE	\$ 135
Special Laminate.....	TSP	call
Custom Cutout (per cutout)	TCC	\$ 120

Power + Data Options
Please reference the Power + Data Price List

Wire Management Options	Code	Price
Basket, Modesty Mount.....	WBM	\$ 97
Basket, Under Top Mount.....	WBT	\$ 97
Cable Hook Legway	WCK	\$ 119
Canvas Legway	WCL	\$ 100
Plastic Legway.....	WRL	\$ 78
1 Oval Brush Grommet, Location A.....	WOA	\$ 97
2 Oval Brush Grommets, Location E.....	WOE	\$ 194
1 Oval Brush Grommet, Provide Location Print.....	WOG	\$ 97
1 Round Grommet, Location A.....	WRA	\$ 76
2 Round Grommets, Location E.....	WRE	\$ 152
1 Round Grommet, Provide Location Print	WRG	\$ 76

Accessories	Code	Price
CPU Holder (3" - 9" adjustment)	ACPU3-9F	\$ 237
CPU Holder (5" - 8" adjustment).....	ACPU5-8F	\$ 155
CPU Holder (3" - 5" adjustment).....	ACPU3F	\$ 155
Table Transport	ATT3054	\$ 1855
Table Floor Mount Bracket Set.....	AFB	\$ 57



Questions?








800 876 2120


Quickship Program Product
For Quickship specification details,
visit www.versteel.com/quickship

top >
edge >

edge ordering code (radius corner) >
or
edge ordering code (square corner) >
top thickness >

edge ordering code (radius corner) >
or
edge ordering code (square corner) >
top thickness >

Laminate PVC	Laminate Wood	Laminate Soft PVC	Laminate Urethane/PVC
Flat  LP2R or LP2S 1 1/4"	Flat  LW2R or LW2S 1 1/4"	Bumper  LB2R 1 1/4"	Ergo (user side only)  LUPE2R or LUPE2S 1 1/4"
Fluted  LPF2R or LPF2S 1 1/4"	Fluted  LWF2R or LWF2S 1 1/4"	Reverse Bevel Acrylic  LMRA2R or LMRA2S 1 1/4"	PVC on remaining sides 1 1/4"
1 1/4"	1 1/4"	1 1/4"	1 1/4"

Base Style	Table Description	Model #	Product Wt
 T1	20 x 84 Fix w/FixMod	PTT1 2084REFX XM	104
	20 x 84 Fix w/RemMod	PTT1 2084REFX RM	104
	20 x 84 Fold w/RemMod	PTT1 2084REFD RM	106
	20 x 84 Slim-Tilt w/HangMod	PTT1 2084REST HM	116
	20 x 90 Fix w/FixMod	PTT1 2090REFX XM	110
	20 x 90 Fix w/RemMod	PTT1 2090REFX RM	110
	20 x 90 Fold w/RemMod	PTT1 2090REFD RM	112
	20 x 90 Slim-Tilt w/HangMod	PTT1 2090REST HM	122
	20 x 96 Fix w/FixMod	PTT1 2096REFX XM	116
	20 x 96 Fix w/RemMod	PTT1 2096REFX RM	116
	20 x 96 Fold w/RemMod	PTT1 2096REFD RM	118
	20 x 96 Slim-Tilt w/HangMod	PTT1 2096REST HM	128

Note: Training tables are often used with lightweight computer accessories. For heavy duty applications, such as large scale computer equipment, multiple monitor mounts, etc. Versteel suggests adding a third leg or stretcher. Contact Customer Service if you have specific application concerns or questions.

To Order, Specify...

- 1 Model Number
- 2 Top Material
- 3 Edge Style and Thickness
- 4 Edge Color
- 5 Base Color
- 6 Additional Options



Base Options	Code	Price
Assembled Folding TableBAF	\$ 77
Alternate Table Height 32" & Under.....	.BAH	\$ 100
Alternate Table Height 32" & Over.....	.BSP	\$ call
Adjustable Height, Pin (Fix/Tilt).....	.BAP	\$ 221
Adjustable Height, Pneumatic (Fix/Tilt).....	.BAT	\$ 1228
Bullet End Caps.....	.BBE	\$ 129
Self-Leveling Glides (4).....	.GLD04	\$ 49
Stretcher Rail (Fix/Tilt) Finish Same as Base.....	.BTS	\$ 243

Finish Options		
Chrome		\$ 165
Nickel.....		\$ 223
Powder Coat, Standard		n/c
Powder Coat, Premium.....		\$ 165
Platinum.....		\$ 488

Top Options		
Table Link (all four sides)TLK	\$ 251
Table Link (20" ends only)TLE	\$ 135
Special Laminate.....	.TSP	call
Custom Cutout (per cutout)TCC	\$ 120

Power + Data Options
Please reference the Power + Data Price List

Wire Management Options		
Basket, Modesty Mount.....	.WBM	\$ 97
Basket, Under Top Mount.....	.WBT	\$ 97
Cable Hook LegwayWCK	\$ 119
Canvas LegwayWCL	\$ 100
Plastic Legway.....	.WRL	\$ 78
1 Oval Brush Grommet, Location A.....	.WOA	\$ 97
2 Oval Brush Grommets, Location E.....	.WOE	\$ 194
1 Oval Brush Grommet, Provide Location Print.....	.WOG	\$ 97
1 Round Grommet, Location A.....	.WRA	\$ 76
2 Round Grommets, Location E.....	.WRE	\$ 152
1 Round Grommet, Provide Location PrintWRG	\$ 76

Accessories		
CPU Holder (3" - 9" adjustment)ACPU3-9F	\$ 237
CPU Holder (5" - 8" adjustment).....	.ACPU5-8F	\$ 155
CPU Holder (3" - 5" adjustment).....	.ACPU3F	\$ 155
Table TransportATT3054	\$ 1855
Table Floor Mount Bracket Set.....	.AFB	\$ 57



Questions?

800 876 2120

- Overlapping Folding Bases
- Quickship Program Product
For Quickship specification details, visit www.versteel.com/quickship

top >
edge >

edge ordering code (radius corner) >
or
edge ordering code (square corner) >
top thickness >

edge ordering code (radius corner) >
or
edge ordering code (square corner) >
top thickness >

Laminate PVC	Laminate Wood	Laminate Soft PVC	Laminate Urethane/PVC
Flat LP2R or LP2S 1 1/4"	Flat LW2R or LW2S 1 1/4"	Bumper LB2R 1 1/4"	Ergo (user side only) LUPE2R or LUPE2S 1 1/4"
Fluted LPF2R or LPF2S 1 1/4"	Fluted LWF2R or LWF2S 1 1/4"	Reverse Bevel Acrylic LMRA2R or LMRA2S 1 1/4"	PVC on remaining sides 1 1/4"
1 1/4"	1 1/4"	1 1/4"	1 1/4"

Base Style	Table Description	Model #	Product Wt
	24 x 48 Fix w/FixMod	PTTI 2448REFX XM	76
	24 x 48 Fix w/RemMod	PTTI 2448REFX RM	76
	24 x 48 Fold w/RemMod	PTTI 2448REFO RM	80
	24 x 48 Slim-Tilt w/HangMod	PTTI 2448REST HM	88
	24 x 48 Fix w/FixLightweightFormMod	PTTI 2448REFX XL	76
	24 x 48 Fix w/RemLightweightFormMod	PTTI 2448REFX RL	76
	24 x 48 Fold w/RemLightweightFormMod	PTTI 2448REFO RL	80
	24 x 48 Fix w/FixFormMod	PTTI 2448REFX XF	76
	24 x 60 Fix w/FixMod	PTTI 2460REFX XM	89
	24 x 60 Fix w/RemMod	PTTI 2460REFX RM	89
	24 x 60 Fold w/RemMod	PTTI 2460REFD RM	93
	24 x 60 Fold w/FoldMod	PTTI 2460REFD FM	93
	24 x 60 Slim-Tilt w/HangMod	PTTI 2460REST HM	101
	24 x 60 Fix w/FixLightweightFormMod	PTTI 2460REFX XL	88
	24 x 60 Fix w/RemLightweightFormMod	PTTI 2460REFX RL	88
	24 x 60 Fold w/RemLightweightFormMod	PTTI 2460REFD RL	92
	24 x 60 Fix w/FixFormMod	PTTI 2460REFX XF	101
	24 x 60 Fold w/FoldFormMod	PTTI 2460REFD FF	113

Note: Training tables are often used with lightweight computer accessories. For heavy duty applications, such as large scale computer equipment, multiple monitor mounts, etc. Versteel suggests adding a third leg or stretcher. Contact Customer Service if you have specific application concerns or questions.

To Order, Specify...

- 1 Model Number
- 2 Top Material
- 3 Edge Style and Thickness
- 4 Edge Color
- 5 Base Color
- 6 Additional Options



Base Options	Code	Price
Assembled Folding TableBAF	\$ 77
Alternate Table Height 32" & Under.....	.BAH	\$ 100
Alternate Table Height 32" & Over.....	.BSP	\$ call
Adjustable Height, Pin (Fix/Tilt).....	.BAP	\$ 221
Adjustable Height, Pneumatic (Fix/Tilt).....	.BAT	\$ 1228
Bullet End Caps.....	.BBE	\$ 129
Casters (4), Dual Wheel Black Hard Wheel.....	.CAS55	\$ 171
Casters (4), Dual Wheel Black Soft Wheel.....	.CAS57	\$ 171
Mix, Dual Wheel Casters & GlidesBMD	\$ 163
Self-Leveling Glides (4).....	.GLD04	\$ 49
Stretcher Rail (Fix/Tilt) Finish Same as Base.....	.BTS	\$ 243

Finish Options		
Chrome		\$ 165
Nickel.....		\$ 223
Powder Coat, Standard		n/c
Powder Coat, Premium.....		\$ 165
Platinum.....		\$ 488

Top Options		
Table Link (all four sides)TLK	\$ 251
Table Link (24" ends only)TLE	\$ 135
Special Laminate.....	.TSP	call
Custom Cutout (per cutout)TCC	\$ 120
Laptop Locker (each).....	.TLA	\$ 1375
(available on fixed tables only, see page 34 in All Tables Price List for additional information)		
Electronic Lock (per locker).....	.TLEL	\$ 359
Power Unit (up to 10 lockers sequenced).....	.TLPU	\$ 567
(includes 1 key, required for electronic lock)		

Power + Data Options
Please reference the Power + Data Price List

Wire Management Options		
Basket, Modesty Mount.....	.WBM	\$ 97
Basket, Under Top Mount.....	.WBT	\$ 97
Cable Hook LegwayWCK	\$ 119
Canvas LegwayWCL	\$ 100
Plastic Legway.....	.WRL	\$ 78
1 Oval Brush Grommet, Location A.....	.WOA	\$ 97
2 Oval Brush Grommets, Location E.....	.WOE	\$ 194
1 Oval Brush Grommet, Provide Location Print.....	.WOG	\$ 97
1 Round Grommet, Location A.....	.WRA	\$ 76
2 Round Grommets, Location E.....	.WRE	\$ 152
1 Round Grommet, Provide Location PrintWRG	\$ 76

Accessories		
Keyboard Platform w/Mouse SurfaceAKP27M	\$ 682
CPU Holder (3" - 9" adjustment)ACPU3-9F	\$ 237
CPU Holder (5" - 8" adjustment).....	.ACPU5-8F	\$ 155
CPU Holder (3" - 5" adjustment).....	.ACPU3F	\$ 155
Table TransportATT3054	\$ 1855
Table Floor Mount Bracket Set.....	.AFB	\$ 57



Questions?

800 876 2120

Quickship Program Product
For Quickship specification details,
visit www.versteel.com/quickship

top >
edge >

edge ordering code (radius corner) >
or
edge ordering code (square corner) >
top thickness >

edge ordering code (radius corner) >
or
edge ordering code (square corner) >
top thickness >

Laminate PVC	Laminate Wood	Laminate Soft PVC	Laminate Urethane/PVC
Flat LP2R or LP2S 1 1/4"	Flat LW2R or LW2S 1 1/4"	Bumper LB2R 1 1/4"	Ergo (user side only) LUPE2R or LUPE2S 1 1/4"
Fluted LPF2R or LPF2S 1 1/4"	Fluted LWF2R or LWF2S 1 1/4"	Reverse Bevel Acrylic LMRA2R or LMRA2S 1 1/4"	PVC on remaining sides 1 1/4"
1 1/4"	1 1/4"	1 1/4"	1 1/4"

Base Style	Table Description	Model #	Product Wt
<p>T1</p>	24 x 72 Fix w/FixMod	PTTI 2472REFX XM	103
	24 x 72 Fix w/RemMod	PTTI 2472REFX RM	103
	24 x 72 Fold w/RemMod	PTTI 2472REFD RM	107
	24 x 72 Slim-Tilt w/HangMod	PTTI 2472REST HM	115
	24 x 72 Fix w/FixLightweightFormMod	PTTI 2472REFX XL	103
	24 x 72 Fix w/RemLightweightFormMod	PTTI 2472REFX RL	103
	24 x 72 Fold w/RemLightweightFormMod	PTTI 2472REFD RL	107
	24 x 72 Fix w/FixFormMod	PTTI 2472REFX XF	118
	24 x 84 Fix w/FixMod	PTTI 2484REFX XM	116
	24 x 84 Fix w/RemMod	PTTI 2484REFX RM	116
	24 x 84 Fold w/RemMod	PTTI 2484REFD RM	120
	24 x 84 Slim-Tilt w/HangMod	PTTI 2484REST HM	128
	24 x 90 Fix w/FixMod	PTTI 2490REFX XM	124
	24 x 90 Fix w/RemMod	PTTI 2490REFX RM	124
	24 x 90 Fold w/RemMod	PTTI 2490REFD RM	128
	24 x 90 Slim-Tilt w/HangMod	PTTI 2490REST HM	136
	24 x 96 Fix w/FixMod	PTTI 2496REFX XM	130
	24 x 96 Fix w/RemMod	PTTI 2496REFX RM	130
	24 x 96 Fold w/RemMod	PTTI 2496REFD RM	134
	24 x 96 Slim-Tilt w/HangMod	PTTI 2496REST HM	142

Note: Training tables are often used with lightweight computer accessories. For heavy duty applications, such as large scale computer equipment, multiple monitor mounts, etc. Versteel suggests adding a third leg or stretcher. Contact Customer Service if you have specific application concerns or questions.

To Order, Specify...

- 1 Model Number
- 2 Top Material
- 3 Edge Style and Thickness
- 4 Edge Color
- 5 Base Color
- 6 Additional Options



Base Options	Code	Price
Assembled Folding Table	BAF	\$ 77
Alternate Table Height 32" & Under.....	BAH	\$ 100
Alternate Table Height 32" & Over.....	BSP	\$ call
Adjustable Height, Pin (Fix/Tilt).....	BAP	\$ 221
Adjustable Height, Pneumatic (Fix/Tilt).....	BAT	\$ 1228
Bullet End Caps.....	BBE	\$ 129
Casters (4), Dual Wheel Black Hard Wheel	CAS55	\$ 171
(to 72" length)		
Casters (4), Dual Wheel Black Soft Wheel	CAS57	\$ 171
(to 72" length)		
Mix, Dual Wheel Casters & Glides	BMD	\$ 163
Self-Leveling Glides (4).....	GLD04	\$ 49
Stretcher Rail (Fix/Tilt) Finish Same as Base.....	BTS	\$ 243

Finish Options		
Chrome		\$ 165
Nickel.....		\$ 223
Powder Coat, Standard		n/c
Powder Coat, Premium.....		\$ 165
Platinum.....		\$ 488

Top Options		
Table Link (all four sides)	TLK	\$ 251
Table Link (24" ends only)	TLE	\$ 135
Special Laminate.....	TSP	call
Custom Cutout (per cutout)	TCC	\$ 120
Laptop Locker (each).....	TLA	\$ 1375
(available on fixed tables only, see page 34 in All Tables Price List for additional information)		
Electronic Lock (per locker).....	TLEL	\$ 359
Power Unit (up to 10 lockers sequenced).....	TLPU	\$ 567
(includes 1 key, required for electronic lock)		

Power + Data Options
Please reference the Power + Data Price List

Wire Management Options		
Basket, Modesty Mount.....	WBM	\$ 97
Basket, Under Top Mount.....	WBT	\$ 97
Cable Hook Legway	WCK	\$ 119
Canvas Legway	WCL	\$ 100
Plastic Legway.....	WRL	\$ 78
1 Oval Brush Grommet, Location A.....	WOA	\$ 97
2 Oval Brush Grommets, Location E.....	WOE	\$ 194
1 Oval Brush Grommet, Provide Location Print.....	WOG	\$ 97
1 Round Grommet, Location A.....	WRA	\$ 76
2 Round Grommets, Location E.....	WRE	\$ 152
1 Round Grommet, Provide Location Print	WRG	\$ 76

Accessories		
Keyboard Platform w/Mouse Surface	AKP27M	\$ 682
CPU Holder (3" - 9" adjustment)	ACPU3-9F	\$ 237
CPU Holder (5" - 8" adjustment).....	ACPU5-8F	\$ 155
CPU Holder (3" - 5" adjustment).....	ACPU3F	\$ 155
Table Transport	ATT3054	\$ 1855
Table Floor Mount Bracket Set.....	AFB	\$ 57



Questions?

800 876 2120

Overlapping Folding Bases
Quickship Program Product
 For Quickship specification details,
 visit www.versteel.com/quickship

top >
edge >

edge ordering code (radius corner) >
or
edge ordering code (square corner) >
top thickness >

edge ordering code (radius corner) >
or
edge ordering code (square corner) >
top thickness >

Laminate PVC	Laminate Wood	Laminate Soft PVC	Laminate Urethane/PVC
Flat LP2R or LP2S 1 1/4"	Flat LW2R or LW2S 1 1/4"	Bumper LB2R 1 1/4"	Ergo (user side only) LUPE2R or LUPE2S 1 1/4"
Fluted LPF2R or LPF2S 1 1/4"	Fluted LWF2R or LWF2S 1 1/4"	Reverse Bevel Acrylic LMRA2R or LMRA2S 1 1/4"	PVC on remaining sides 1 1/4"
1 1/4"	1 1/4"	1 1/4"	1 1/4"

Base Style	Table Description	Model #	Product Wt
	30 x 48 Fix w/FixMod	PTTI 3048REFX XM	87
	30 x 48 Fix w/RemMod	PTTI 3048REFX RM	87
	30 x 48 Fold w/RemMod	PTTI 3048REFO RM	91
	30 x 48 Slim-Tilt w/HangMod	PTTI 3048REST HM	99
	30 x 48 Fix w/FixLightweightFormMod	PTTI 3048REFX XL	87
	30 x 48 Fix w/RemLightweightFormMod	PTTI 3048REFX RL	87
	30 x 48 Fold w/RemLightweightFormMod	PTTI 3048REFO RL	91
	30 x 48 Fix w/FixFormMod	PTTI 3048REFX XF	87
	30 x 60 Fix w/FixMod	PTTI 3060REFX XM	102
	30 x 60 Fix w/RemMod	PTTI 3060REFX RM	102
	30 x 60 Fold w/RemMod	PTTI 3060REFD RM	106
	30 x 60 Fold w/FoldMod	PTTI 3060REFD FM	106
	30 x 60 Slim-Tilt w/HangMod	PTTI 3060REST HM	114
	30 x 60 Fix w/FixLightweightFormMod	PTTI 3060REFX XL	102
	30 x 60 Fix w/RemLightweightFormMod	PTTI 3060REFX RL	102
	30 x 60 Fold w/RemLightweightFormMod	PTTI 3060REFD RL	106
	30 x 60 Fix w/FixFormMod	PTTI 3060REFX XF	114
	30 x 60 Fold w/FoldFormMod	PTTI 3060REFD FF	118

Note: Training tables are often used with lightweight computer accessories. For heavy duty applications, such as large scale computer equipment, multiple monitor mounts, etc. Versteel suggests adding a third leg or stretcher. Contact Customer Service if you have specific application concerns or questions.

To Order, Specify...

- 1 Model Number
- 2 Top Material
- 3 Edge Style and Thickness
- 4 Edge Color
- 5 Base Color
- 6 Additional Options



Base Options	Code	Price
Assembled Folding TableBAF	\$ 77
Alternate Table Height 32" & Under.....	.BAH	\$ 100
Alternate Table Height 32" & Over.....	.BSP	\$ call
Adjustable Height, Pin (Fix/Tilt).....	.BAP	\$ 221
Adjustable Height, Pneumatic (Fix/Tilt).....	.BAT	\$ 1228
Bullet End Caps.....	.BBE	\$ 129
Casters (4), Dual Wheel Black Hard Wheel.....	.CAS55	\$ 171
Casters (4), Dual Wheel Black Soft Wheel.....	.CAS57	\$ 171
Mix, Dual Wheel Casters & GlidesBMD	\$ 163
Self-Leveling Glides (4).....	.GLD04	\$ 49
Stretcher Rail (Fix/Tilt) Finish Same as Base.....	.BTS	\$ 243

Finish Options		
Chrome		\$ 165
Nickel.....		\$ 223
Powder Coat, Standard		n/c
Powder Coat, Premium.....		\$ 165
Platinum.....		\$ 488

Top Options		
Table Link (all four sides)TLK	\$ 251
Table Link (30" ends only)TLE	\$ 135
Special Laminate.....	.TSP	call
Custom Cutout (per cutout)TCC	\$ 120
Laptop Locker (each).....	.TLA	\$ 1375
(available on fixed tables only, see page 34 in All Tables Price List for additional information)		
Electronic Lock (per locker).....	.TLEL	\$ 359
Power Unit (up to 10 lockers sequenced).....	.TLPU	\$ 567
(includes 1 key, required for electronic lock)		

Power + Data Options
Please reference the Power + Data Price List

Wire Management Options		
Basket, Modesty Mount.....	.WBM	\$ 97
Basket, Under Top Mount.....	.WBT	\$ 97
Cable Hook LegwayWCK	\$ 119
Canvas LegwayWCL	\$ 100
Plastic Legway.....	.WRL	\$ 78
1 Oval Brush Grommet, Location A.....	.WOA	\$ 97
2 Oval Brush Grommets, Location E.....	.WOE	\$ 194
1 Oval Brush Grommet, Provide Location Print.....	.WOG	\$ 97
1 Round Grommet, Location A.....	.WRA	\$ 76
2 Round Grommets, Location E.....	.WRE	\$ 152
1 Round Grommet, Provide Location PrintWRG	\$ 76

Accessories		
Keyboard Platform w/Mouse SurfaceAKP27M	\$ 682
CPU Holder (3" - 9" adjustment)ACPU3-9F	\$ 237
CPU Holder (5" - 8" adjustment).....	.ACPU5-8F	\$ 155
CPU Holder (3" - 5" adjustment).....	.ACPU3F	\$ 155
Table TransportATT3054	\$ 1855
Table Floor Mount Bracket Set.....	.AFB	\$ 57



Questions?

800 876 2120

Quickship Program Product
For Quickship specification details,
visit www.versteel.com/quickship

top >
edge >

edge ordering code (radius corner) >
or
edge ordering code (square corner) >
top thickness >

edge ordering code (radius corner) >
or
edge ordering code (square corner) >
top thickness >

Laminate PVC	Laminate Wood	Laminate Soft PVC	Laminate Urethane/PVC
Flat LP2R or LP2S 1 1/4"	Flat LW2R or LW2S 1 1/4"	Bumper LB2R 1 1/4"	Ergo (user side only) LUPE2R or LUPE2S 1 1/4"
Fluted LPF2R or LPF2S 1 1/4"	Fluted LWF2R or LWF2S 1 1/4"	Reverse Bevel Acrylic LMRA2R or LMRA2S 1 1/4"	PVC on remaining sides 1 1/4"
1 1/4"	1 1/4"	1 1/4"	1 1/4"

Base Style	Table Description	Model #	Product Wt
<p>T1</p>	30 x 72 Fix w/FixMod	PTTI 3072REFX XM	119
	30 x 72 Fix w/RemMod	PTTI 3072REFX RM	119
	30 x 72 Fold w/RemMod	PTTI 3072REFD RM	123
	30 x 72 Slim-Tilt w/HangMod	PTTI 3072REST HM	131
	30 x 72 Fix w/FixLightweightFormMod	PTTI 3072REFX XL	119
	30 x 72 Fix w/RemLightweightFormMod	PTTI 3072REFX RL	119
	30 x 72 Fold w/RemLightweightFormMod	PTTI 3072REFD RL	123
	30 x 72 Fix w/FixFormMod	PTTI 3072REFX XF	133
	30 x 84 Fix w/FixMod	PTTI 3084REFX XM	134
	30 x 84 Fix w/RemMod	PTTI 3084REFX RM	134
	30 x 84 Fold w/RemMod	PTTI 3084REFD RM	138
	30 x 84 Slim-Tilt w/HangMod	PTTI 3084REST HM	146
	30 x 90 Fix w/FixMod	PTTI 3090REFX XM	143
	30 x 90 Fix w/RemMod	PTTI 3090REFX RM	143
	30 x 90 Fold w/RemMod	PTTI 3090REFD RM	147
	30 x 90 Slim-Tilt w/HangMod	PTTI 3090REST HM	155
	30 x 96 Fix w/FixMod	PTTI 3096REFX XM	151
	30 x 96 Fix w/RemMod	PTTI 3096REFX RM	151
	30 x 96 Fold w/RemMod	PTTI 3096REFD RM	155
	30 x 96 Slim-Tilt w/HangMod	PTTI 3096REST HM	163

Note: Training tables are often used with lightweight computer accessories. For heavy duty applications, such as large scale computer equipment, multiple monitor mounts, etc. Versteel suggests adding a third leg or stretcher. Contact Customer Service if you have specific application concerns or questions.

To Order, Specify...

- 1 Model Number
- 2 Top Material
- 3 Edge Style and Thickness
- 4 Edge Color
- 5 Base Color
- 6 Additional Options



Base Options	Code	Price
Assembled Folding Table	BAF	\$ 77
Alternate Table Height 32" & Under.....	BAH	\$ 100
Alternate Table Height 32" & Over.....	BSP	\$ call
Adjustable Height, Pin (Fix/Tilt).....	BAP	\$ 221
Adjustable Height, Pneumatic (Fix/Tilt).....	BAT	\$ 1228
Bullet End Caps.....	BBE	\$ 129
Casters (4), Dual Wheel Black Hard Wheel	CAS55	\$ 171
(to 72" length)		
Casters (4), Dual Wheel Black Soft Wheel	CAS57	\$ 171
(to 72" length)		
Mix, Dual Wheel Casters & Glides	BMD	\$ 163
Self-Leveling Glides (4).....	GLD04	\$ 49
Stretcher Rail (Fix/Tilt) Finish Same as Base.....	BTS	\$ 243

Finish Options		
Chrome		\$ 165
Nickel.....		\$ 223
Powder Coat, Standard		n/c
Powder Coat, Premium.....		\$ 165
Platinum.....		\$ 488

Top Options		
Table Link (all four sides)	TLK	\$ 251
Table Link (30" ends only)	TLE	\$ 135
Special Laminate.....	TSP	call
Custom Cutout (per cutout)	TCC	\$ 120
Laptop Locker (each).....	TLA	\$ 1375
(available on fixed tables only, see page 34 in All Tables Price List for additional information)		
Electronic Lock (per locker).....	TLEL	\$ 359
Power Unit (up to 10 lockers sequenced).....	TLPU	\$ 567
(includes 1 key, required for electronic lock)		

Power + Data Options
Please reference the Power + Data Price List

Wire Management Options		
Basket, Modesty Mount.....	WBM	\$ 97
Basket, Under Top Mount.....	WBT	\$ 97
Cable Hook Legway	WCK	\$ 119
Canvas Legway	WCL	\$ 100
Plastic Legway.....	WRL	\$ 78
1 Oval Brush Grommet, Location A.....	WOA	\$ 97
2 Oval Brush Grommets, Location E.....	WOE	\$ 194
1 Oval Brush Grommet, Provide Location Print.....	WOG	\$ 97
1 Round Grommet, Location A.....	WRA	\$ 76
2 Round Grommets, Location E.....	WRE	\$ 152
1 Round Grommet, Provide Location Print	WRG	\$ 76

Accessories		
Keyboard Platform w/Mouse Surface	AKP27M	\$ 682
CPU Holder (3" - 9" adjustment)	ACPU3-9F	\$ 237
CPU Holder (5" - 8" adjustment).....	ACPU5-8F	\$ 155
CPU Holder (3" - 5" adjustment).....	ACPU3F	\$ 155
Table Transport	ATT3054	\$ 1855
Table Floor Mount Bracket Set.....	AFB	\$ 57



Questions?

800 876 2120

Overlapping Folding Bases
Quickship Program Product
 For Quickship specification details, visit www.versteel.com/quickship

top >
edge >

edge ordering code (radius corner) >
or
edge ordering code (square corner) >
top thickness >

edge ordering code (radius corner) >
or
edge ordering code (square corner) >
top thickness >

Laminate PVC	Laminate Wood	Laminate Soft PVC	Laminate Urethane/PVC
Flat LP2R or LP2S 1 1/4"	Flat LW2R or LW2S 1 1/4"	Bumper LB2R 1 1/4"	Ergo (user side only) LUPE2R or LUPE2S 1 1/4"
Fluted LPF2R or LPF2S 1 1/4"	Fluted LWF2R or LWF2S 1 1/4"	Reverse Bevel Acrylic LMRA2R or LMRA2S 1 1/4"	PVC on remaining sides 1 1/4"
1 1/4"	1 1/4"	1 1/4"	1 1/4"

Base Style	Table Description	Model #	Product Wt
	18 x 48 Fix w/FixMod	PTTC 1848REFX XM	65
	18 x 48 Fix w/RemMod	PTTC 1848REFX RM	65
	18 x 48 Fold w/RemMod	PTTC 1848REFO RM	67
	18 x 48 Fix w/FixLightweightFormMod	PTTC 1848REFX XL	65
	18 x 48 Fix w/RemLightweightFormMod	PTTC 1848REFX RL	65
	18 x 48 Fold w/RemLightweightFormMod	PTTC 1848REFO RL	67
	18 x 48 Fix w/FixFormMod	PTTC 1848REFX XF	65
	18 x 60 Fix w/FixMod	PTTC 1860REFX XM	76
	18 x 60 Fix w/RemMod	PTTC 1860REFX RM	76
	18 x 60 Fold w/RemMod	PTTC 1860REFD RM	78
	18 x 60 Fix w/FixLightweightFormMod	PTTC 1860REFX XL	75
	18 x 60 Fix w/RemLightweightFormMod	PTTC 1860REFX RL	75
	18 x 60 Fold w/RemLightweightFormMod	PTTC 1860REFD RL	77
	18 x 60 Fix w/FixFormMod	PTTC 1860REFX XF	88
	18 x 72 Fix w/FixMod	PTTC 1872REFX XM	87
	18 x 72 Fix w/RemMod	PTTC 1872REFX RM	87
	18 x 72 Fold w/RemMod	PTTC 1872REFD RM	89
	18 x 72 Fix w/FixLightweightFormMod	PTTC 1872REFX XL	88
	18 x 72 Fix w/RemLightweightFormMod	PTTC 1872REFX RL	88
	18 x 72 Fold w/RemLightweightFormMod	PTTC 1872REFD RL	90
	18 x 72 Fix w/FixFormMod	PTTC 1872REFX XF	102

Note: Training tables are often used with lightweight computer accessories. For heavy duty applications, such as large scale computer equipment, multiple monitor mounts, etc. Versteel suggests adding a third leg or stretcher. Contact Customer Service if you have specific application concerns or questions.

To Order, Specify...

- 1 Model Number
- 2 Top Material
- 3 Edge Style and Thickness
- 4 Edge Color
- 5 Base Color
- 6 Additional Options



Base Options	Code	Price
Assembled Folding TableBAF	\$ 77
Alternate Table Height 32" & Under.....	.BAH	\$ 100
Alternate Table Height 32" & Over.....	.BSP	\$ call
Adjustable Height, Pin (Fix).....	.BAP	\$ 221
Adjustable Height, Pneumatic (Fix).....	.BAT	\$ 1228
Bullet End Caps.....	.BBE	\$ 129
Casters (4), Dual Wheel Black Hard Wheel.....	.CAS55	\$ 171
Casters (4), Dual Wheel Black Soft Wheel.....	.CAS57	\$ 171
Mix, Dual Wheel Casters & GlidesBMD	\$ 163
Self-Leveling Glides (4).....	.GLD04	\$ 49
Stretcher Rail (Fix/Tilt) Finish Same as Base.....	.BTS	\$ 243

Finish Options		
Chrome		\$ 165
Nickel.....		\$ 223
Powder Coat, Standard		n/c
Powder Coat, Premium.....		\$ 165
Platinum.....		\$ 488

Top Options		
Table Link (all four sides)TLK	\$ 251
Table Link (18" ends only).....	.TLE	\$ 135
Special Laminate.....	.TSP	call
Custom Cutout (per cutout)TCC	\$ 120

Power + Data Options
Please reference the Power + Data Price List

Wire Management Options		
Basket, Modesty Mount.....	.WBM	\$ 97
Basket, Under Top Mount.....	.WBT	\$ 97
Cable Hook LegwayWCK	\$ 119
Canvas LegwayWCL	\$ 100
Plastic Legway.....	.WRL	\$ 78
1 Oval Brush Grommet, Location A.....	.WOA	\$ 97
1 Oval Brush Grommet, Provide Location Print.....	.WOG	\$ 97
1 Round Grommet, Location A.....	.WRA	\$ 76
1 Round Grommet, Provide Location PrintWRG	\$ 76

Accessories		
CPU Holder (3" - 9" adjustment)ACPU3-9F	\$ 237
CPU Holder (5" - 8" adjustment).....	.ACPU5-8F	\$ 155
CPU Holder (3" - 5" adjustment).....	.ACPU3F	\$ 155
Table TransportATT3054	\$ 1855
Table Floor Mount Bracket Set.....	.AFB	\$ 57



Questions?








800 876 2120


Quickship Program Product
For Quickship specification details,
visit www.versteel.com/quickship

top >
edge >

edge ordering code (radius corner) >
or
edge ordering code (square corner) >
top thickness >

edge ordering code (radius corner) >
or
edge ordering code (square corner) >
top thickness >

Laminate PVC	Laminate Wood	Laminate Soft PVC	Laminate Urethane/PVC
Flat  LP2R or LP2S 1 1/4"	Flat  LW2R or LW2S 1 1/4"	Bumper  LB2R 1 1/4"	Ergo (user side only)  LUPE2R or LUPE2S 1 1/4"
Fluted  LPF2R or LPF2S 1 1/4"	Fluted  LWF2R or LWF2S 1 1/4"	Reverse Bevel Acrylic  LMRA2R or LMRA2S 1 1/4"	PVC on remaining sides 1 1/4"
1 1/4"	1 1/4"	1 1/4"	1 1/4"

Base Style	Table Description	Model #	Product Wt
 TC	18 x 84 Fix w/FixMod	PTTC 1884REFX XM	98
	18 x 84 Fix w/RemMod	PTTC 1884REFX RM	98
	18 x 84 Fold w/RemMod	PTTC 1884REFD RM	100
	18 x 90 Fix w/FixMod	PTTC 1890REFX XM	104
	18 x 90 Fix w/RemMod	PTTC 1890REFX RM	104
	18 x 90 Fold w/RemMod	PTTC 1890REFD RM	106
	18 x 96 Fix w/FixMod	PTTC 1896REFX XM	109
	18 x 96 Fix w/RemMod	PTTC 1896REFX RM	109
	18 x 96 Fold w/RemMod	PTTC 1896REFD RM	111

Note: Training tables are often used with lightweight computer accessories. For heavy duty applications, such as large scale computer equipment, multiple monitor mounts, etc. Versteel suggests adding a third leg or stretcher. Contact Customer Service if you have specific application concerns or questions.

To Order, Specify...

- 1 Model Number
- 2 Top Material
- 3 Edge Style and Thickness
- 4 Edge Color
- 5 Base Color
- 6 Additional Options



Base Options	Code	Price
Assembled Folding TableBAF	\$ 77
Alternate Table Height 32" & Under.....	.BAH	\$ 100
Alternate Table Height 32" & Over.....	.BSP	\$ call
Adjustable Height, Pin (Fix).....	.BAP	\$ 221
Adjustable Height, Pneumatic (Fix).....	.BAT	\$ 1228
Bullet End Caps.....	.BBE	\$ 129
Self-Leveling Glides (4).....	.GLD04	\$ 49
Stretcher Rail (Fix/Tilt) Finish Same as Base.....	.BTS	\$ 243

Finish Options		
Chrome		\$ 165
Nickel.....		\$ 223
Powder Coat, Standard		n/c
Powder Coat, Premium.....		\$ 165
Platinum.....		\$ 488

Top Options		
Table Link (all four sides)TLK	\$ 251
Table Link (18" ends only).....	.TLE	\$ 135
Special Laminate.....	.TSP	call
Custom Cutout (per cutout)TCC	\$ 120

Power + Data Options
Please reference the Power + Data Price List

Wire Management Options		
Basket, Modesty Mount.....	.WBM	\$ 97
Basket, Under Top Mount.....	.WBT	\$ 97
Cable Hook LegwayWCK	\$ 119
Canvas LegwayWCL	\$ 100
Plastic Legway.....	.WRL	\$ 78
1 Oval Brush Grommet, Location A.....	.WOA	\$ 97
1 Oval Brush Grommet, Provide Location Print.....	.WOG	\$ 97
1 Round Grommet, Location A.....	.WRA	\$ 76
1 Round Grommet, Provide Location PrintWRG	\$ 76

Accessories		
CPU Holder (3" - 9" adjustment)ACPU3-9F	\$ 237
CPU Holder (5" - 8" adjustment).....	.ACPU5-8F	\$ 155
CPU Holder (3" - 5" adjustment).....	.ACPU3F	\$ 155
Table TransportATT3054	\$ 1855
Table Floor Mount Bracket Set.....	.AFB	\$ 57



Questions?

800 876 2120

Overlapping Folding Bases
Quickship Program Product
 For Quickship specification details,
 visit www.versteel.com/quickship

top >
edge >

edge ordering code (radius corner) >
or
edge ordering code (square corner) >
top thickness >

edge ordering code (radius corner) >
or
edge ordering code (square corner) >
top thickness >

Laminate PVC	Laminate Wood	Laminate Soft PVC	Laminate Urethane/PVC
Flat LP2R or LP2S 1 1/4"	Flat LW2R or LW2S 1 1/4"	Bumper LB2R 1 1/4"	Ergo (user side only) LUPE2R or LUPE2S 1 1/4"
Fluted LPF2R or LPF2S 1 1/4"	Fluted LWF2R or LWF2S 1 1/4"	Reverse Bevel Acrylic LMRA2R or LMRA2S 1 1/4"	PVC on remaining sides 1 1/4"
1 1/4"	1 1/4"	1 1/4"	1 1/4"

Base Style	Table Description	Model #	Product Wt
	20 x 48 Fix w/FixMod	PTTC 2048REFX XM	68
	20 x 48 Fix w/RemMod	PTTC 2048REFX RM	68
	20 x 48 Fold w/RemMod	PTTC 2048REFO RM	70
	20 x 48 Fix w/FixLightweightFormMod	PTTC 2048REFX XL	68
	20 x 48 Fix w/RemLightweightFormMod	PTTC 2048REFX RL	68
	20 x 48 Fold w/RemLightweightFormMod	PTTC 2048REFO RL	70
	20 x 48 Fix w/FixFormMod	PTTC 2048REFX XF	68
	20 x 60 Fix w/FixMod	PTTC 2060REFX XM	80
	20 x 60 Fix w/RemMod	PTTC 2060REFX RM	80
	20 x 60 Fold w/RemMod	PTTC 2060REFD RM	82
	20 x 60 Fix w/FixLightweightFormMod	PTTC 2060REFX XL	79
	20 x 60 Fix w/RemLightweightFormMod	PTTC 2060REFX RL	79
	20 x 60 Fold w/RemLightweightFormMod	PTTC 2060REFD RL	81
	20 x 60 Fix w/FixFormMod	PTTC 2060REFX XF	92
	20 x 72 Fix w/FixMod	PTTC 2072REFX XM	92
	20 x 72 Fix w/RemMod	PTTC 2072REFX RM	92
	20 x 72 Fold w/RemMod	PTTC 2072REFD RM	94
	20 x 72 Fix w/FixLightweightFormMod	PTTC 2072REFX XL	93
	20 x 72 Fix w/RemLightweightFormMod	PTTC 2072REFX RL	93
	20 x 72 Fold w/RemLightweightFormMod	PTTC 2072REFD RL	95
	20 x 72 Fix w/FixFormMod	PTTC 2072REFX XF	107

Note: Training tables are often used with lightweight computer accessories. For heavy duty applications, such as large scale computer equipment, multiple monitor mounts, etc. Versteel suggests adding a third leg or stretcher. Contact Customer Service if you have specific application concerns or questions.

To Order, Specify...

- 1 Model Number
- 2 Top Material
- 3 Edge Style and Thickness
- 4 Edge Color
- 5 Base Color
- 6 Additional Options



Base Options	Code	Price
Assembled Folding TableBAF	\$ 77
Alternate Table Height 32" & Under.....	.BAH	\$ 100
Alternate Table Height 32" & Over.....	.BSP	\$ call
Adjustable Height, Pin (Fix)BAP	\$ 221
Adjustable Height, Pneumatic (Fix).....	.BAT	\$ 1228
Bullet End Caps.....	.BBE	\$ 129
Casters (4), Dual Wheel Black Hard Wheel.....	.CAS55	\$ 171
Casters (4), Dual Wheel Black Soft Wheel.....	.CAS57	\$ 171
Self-Leveling Glides (4).....	.GLD04	\$ 49
Stretcher Rail (Fix/Tilt) Finish Same as Base.....	.BTS	\$ 243

Finish Options		
Chrome		\$ 165
Nickel.....		\$ 223
Powder Coat, Standard		n/c
Powder Coat, Premium.....		\$ 165
Platinum.....		\$ 488

Top Options		
Table Link (all four sides)TLK	\$ 251
Table Link (20" ends only)TLE	\$ 135
Lightweight Laminate Core (to 96" length).....	.TLL	\$ 239
Special Laminate.....	.TSP	call
Custom Cutout (per cutout)TCC	\$ 120

Power + Data Options
Please reference the Power + Data Price List

Wire Management Options		
Basket, Modesty Mount.....	.WBM	\$ 97
Basket, Under Top Mount.....	.WBT	\$ 97
Cable Hook LegwayWCK	\$ 119
Canvas LegwayWCL	\$ 100
Plastic Legway.....	.WRL	\$ 78
1 Oval Brush Grommet, Location A.....	.WOA	\$ 97
1 Oval Brush Grommet, Provide Location Print.....	.WOG	\$ 97
1 Round Grommet, Location A.....	.WRA	\$ 76
1 Round Grommet, Provide Location PrintWRG	\$ 76

Accessories		
CPU Holder (3" - 9" adjustment)ACPU3-9F	\$ 237
CPU Holder (5" - 8" adjustment).....	.ACPU5-8F	\$ 155
CPU Holder (3" - 5" adjustment).....	.ACPU3F	\$ 155
Table TransportATT3054	\$ 1855
Table Floor Mount Bracket Set.....	.AFB	\$ 57



Questions?

800 876 2120

- Overlapping Folding Bases
- Quickship Program Product
For Quickship specification details, visit www.versteel.com/quickship

top >
edge >

edge ordering code (radius corner) >
or
edge ordering code (square corner) >
top thickness >

edge ordering code (radius corner) >
or
edge ordering code (square corner) >
top thickness >

Laminate PVC	Laminate Wood	Laminate Soft PVC	Laminate Urethane/PVC
Flat LP2R or LP2S 1 1/4"	Flat LW2R or LW2S 1 1/4"	Bumper LB2R 1 1/4"	Ergo (user side only) LUPE2R or LUPE2S 1 1/4"
Fluted LPF2R or LPF2S 1 1/4"	Fluted LWF2R or LWF2S 1 1/4"	Reverse Bevel Acrylic LMRA2R or LMRA2S 1 1/4"	PVC on remaining sides 1 1/4"
1 1/4"	1 1/4"	1 1/4"	1 1/4"

Base Style	Table Description	Model #	Product Wt
 TC	20 x 84 Fix w/FixMod	PTTC 2084REFX XM	≠0S 104
	20 x 84 Fix w/RemMod	PTTC 2084REFX RM	≠0S 104
	20 x 84 Fold w/RemMod	PTTC 2084REFD RM	≠0S 106
	20 x 90 Fix w/FixMod	PTTC 2090REFX XM	≠0S 110
	20 x 90 Fix w/RemMod	PTTC 2090REFX RM	≠0S 110
	20 x 90 Fold w/RemMod	PTTC 2090REFD RM	≠0S 112
	20 x 96 Fix w/FixMod	PTTC 2096REFX XM	≠0S 116
	20 x 96 Fix w/RemMod	PTTC 2096REFX RM	≠0S 116
	20 x 96 Fold w/RemMod	PTTC 2096REFD RM	≠0S 118

Note: Training tables are often used with lightweight computer accessories. For heavy duty applications, such as large scale computer equipment, multiple monitor mounts, etc. Versteel suggests adding a third leg or stretcher. Contact Customer Service if you have specific application concerns or questions.

To Order, Specify...

- 1 Model Number
- 2 Top Material
- 3 Edge Style and Thickness
- 4 Edge Color
- 5 Base Color
- 6 Additional Options



Base Options	Code	Price
Assembled Folding TableBAF	\$ 77
Alternate Table Height 32" & Under.....	.BAH	\$ 100
Alternate Table Height 32" & Over.....	.BSP	\$ call
Adjustable Height, Pin (Fix)BAP	\$ 221
Adjustable Height, Pneumatic (Fix).....	.BAT	\$ 1228
Bullet End Caps.....	.BBE	\$ 129
Self-Leveling Glides (4).....	.GLD04	\$ 49
Stretcher Rail (Fix/Tilt) Finish Same as Base.....	.BTS	\$ 243

Finish Options		
Chrome		\$ 165
Nickel.....		\$ 223
Powder Coat, Standard		n/c
Powder Coat, Premium.....		\$ 165
Platinum.....		\$ 488

Top Options		
Table Link (all four sides)TLK	\$ 251
Table Link (20" ends only)TLE	\$ 135
Special Laminate.....	.TSP	call
Custom Cutout (per cutout)TCC	\$ 120

Power + Data Options
Please reference the Power + Data Price List

Wire Management Options		
Basket, Modesty Mount.....	.WBM	\$ 97
Basket, Under Top Mount.....	.WBT	\$ 97
Cable Hook LegwayWCK	\$ 119
Canvas LegwayWCL	\$ 100
Plastic Legway.....	.WRL	\$ 78
1 Oval Brush Grommet, Location A.....	.WOA	\$ 97
1 Oval Brush Grommet, Provide Location Print.....	.WOG	\$ 97
1 Round Grommet, Location A.....	.WRA	\$ 76
1 Round Grommet, Provide Location PrintWRG	\$ 76

Accessories		
CPU Holder (3" - 9" adjustment)ACPU3-9F	\$ 237
CPU Holder (5" - 8" adjustment).....	.ACPU5-8F	\$ 155
CPU Holder (3" - 5" adjustment).....	.ACPU3F	\$ 155
Table TransportATT3054	\$ 1855
Table Floor Mount Bracket Set.....	.AFB	\$ 57



Questions?

800 876 2120

- Overlapping Folding Bases
- Quickship Program Product
For Quickship specification details, visit www.versteel.com/quickship

top >
edge >

edge ordering code (radius corner) >
or
edge ordering code (square corner) >
top thickness >

edge ordering code (radius corner) >
or
edge ordering code (square corner) >
top thickness price >

Laminate PVC	Laminate Wood	Laminate Soft PVC	Laminate Urethane/PVC
Flat LP2R or LP2S 1 1/4"	Flat LW2R or LW2S 1 1/4"	Bumper LB2R 1 1/4"	Ergo (user side only) LUPE2R or LUPE2S 1 1/4"
Fluted LPF2R or LPF2S 1 1/4"	Fluted LWF2R or LWF2S 1 1/4"	Reverse Bevel Acrylic LMRA2R or LMRA2S 1 1/4"	PVC on remaining sides 1 1/4"
1 1/4"	1 1/4"	1 1/4"	1 1/4"

Base Style	Table Description	Model #	Product Wt
	24 x 48 Fix w/FixMod	PTTC 2448REFX XM	≈OS 76
	24 x 48 Fix w/RemMod	PTTC 2448REFX RM	≈OS 76
	24 x 48 Fold w/RemMod	PTTC 2448REFO RM	≈OS 80
	24 x 48 Slim-Tilt w/HangMod	PTTC 2448REST HM	≈OS 88
	24 x 48 Fix w/FixLightweightFormMod	PTTC 2448REFX XL	76
	24 x 48 Fix w/RemLightweightFormMod	PTTC 2448REFX RL	76
	24 x 48 Fold w/RemLightweightFormMod	PTTC 2448REFO RL	80
	24 x 48 Fix w/FixFormMod	PTTC 2448REFX XF	76
	24 x 60 Fix w/FixMod	PTTC 2460REFX XM	≈OS 89
	24 x 60 Fix w/RemMod	PTTC 2460REFX RM	≈OS 89
	24 x 60 Fold w/RemMod	PTTC 2460REFD RM	≈OS 93
	24 x 60 Fold w/FoldMod	PTTC 2460REFD FM	≈OS 93
	24 x 60 Slim-Tilt w/HangMod	PTTC 2460REST HM	≈OS 101
	24 x 60 Fix w/FixLightweightFormMod	PTTC 2460REFX XL	88
	24 x 60 Fix w/RemLightweightFormMod	PTTC 2460REFX RL	88
	24 x 60 Fold w/RemLightweightFormMod	PTTC 2460REFD RL	92
	24 x 60 Fix w/FixFormMod	PTTC 2460REFX XF	101
	24 x 60 Fold w/FoldFormMod	PTTC 2460REFD FF	105
	24 x 72 Fix w/FixMod	PTTC 2472REFX XM	≈OS 103
	24 x 72 Fix w/RemMod	PTTC 2472REFX RM	≈OS 103
	24 x 72 Fold w/RemMod	PTTC 2472REFD RM	≈OS 107
	24 x 72 Slim-Tilt w/HangMod	PTTC 2472REST HM	≈OS 115
	24 x 72 Fix w/FixLightweightFormMod	PTTC 2472REFX XL	103
	24 x 72 Fix w/RemLightweightFormMod	PTTC 2472REFX RL	103
24 x 72 Fold w/RemLightweightFormMod	PTTC 2472REFD RL	107	
24 x 72 Fix w/FixFormMod	PTTC 2472REFX XF	118	

Note: Training tables are often used with lightweight computer accessories. For heavy duty applications, such as large scale computer equipment, multiple monitor mounts, etc. Versteel suggests adding a third leg or stretcher. Contact Customer Service if you have specific application concerns or questions.

To Order, Specify...

- 1 Model Number
- 2 Top Material
- 3 Edge Style and Thickness
- 4 Edge Color
- 5 Base Color
- 6 Additional Options



Base Options	Code	Price
Assembled Folding TableBAF	\$ 77
Alternate Table Height 32" & Under.....	.BAH	\$ 100
Alternate Table Height 32" & Over.....	.BSP	\$ call
Adjustable Height, Pin (Fix/Tilt).....	.BAP	\$ 221
Adjustable Height, Pneumatic (Fix/Tilt).....	.BAT	\$ 1228
Bullet End Caps.....	.BBE	\$ 129
Casters (4), Dual Wheel Black Hard Wheel.....	.CAS55	\$ 171
Casters (4), Dual Wheel Black Soft Wheel.....	.CAS57	\$ 171
Mix, Dual Wheel Casters & GlidesBMD	\$ 163
Self-Leveling Glides (4).....	.GLD04	\$ 49
Stretcher Rail (Fix/Tilt) Finish Same as Base.....	.BTS	\$ 243

Finish Options		
Chrome		\$ 165
Nickel.....		\$ 223
Powder Coat, Standard		n/c
Powder Coat, Premium.....		\$ 165
Platinum.....		\$ 488

Top Options		
Table Link (all four sides)TLK	\$ 251
Table Link (24" ends only)TLE	\$ 135
Special Laminate.....	.TSP	call
Custom Cutout (per cutout)TCC	\$ 120
Laptop Locker (each).....	.TLA	\$ 1375
(available on fixed tables only, see page 34 in All Tables Price List for additional information)		
Electronic Lock (per locker).....	.TLEL	\$ 359
Power Unit (up to 10 lockers sequenced).....	.TLPU	\$ 567
(includes 1 key, required for electronic lock)		

Power + Data Options
Please reference the Power + Data Price List

Wire Management Options		
Basket, Modesty Mount.....	.WBM	\$ 97
Basket, Under Top Mount.....	.WBT	\$ 97
Cable Hook LegwayWCK	\$ 119
Canvas LegwayWCL	\$ 100
Plastic Legway.....	.WRL	\$ 78
1 Oval Brush Grommet, Location A.....	.WOA	\$ 97
2 Oval Brush Grommets, Location E.....	.WOE	\$ 194
1 Oval Brush Grommet, Provide Location Print.....	.WOG	\$ 97
1 Round Grommet, Location A.....	.WRA	\$ 76
2 Round Grommets, Location E.....	.WRE	\$ 152
1 Round Grommet, Provide Location PrintWRG	\$ 76

Accessories		
Keyboard Platform w/Mouse SurfaceAKP27M	\$ 682
CPU Holder (3" - 9" adjustment)ACPU3-9F	\$ 237
CPU Holder (5" - 8" adjustment).....	.ACPU5-8F	\$ 155
CPU Holder (3" - 5" adjustment).....	.ACPU3F	\$ 155
Table TransportATT3054	\$ 1855
Table Floor Mount Bracket Set.....	.AFB	\$ 57



Questions?

800 876 2120

Quickship Program Product
For Quickship specification details,
visit www.versteel.com/quickship

top >
edge >

edge ordering code (radius corner) >
or
edge ordering code (square corner) >
top thickness >

edge ordering code (radius corner) >
or
edge ordering code (square corner) >
top thickness >

Laminate PVC	Laminate Wood	Laminate Soft PVC	Laminate Urethane/PVC
Flat LP2R or LP2S 1 1/4"	Flat LW2R or LW2S 1 1/4"	Bumper LB2R 1 1/4"	Ergo (user side only) LUPE2R or LUPE2S 1 1/4"
Fluted LPF2R or LPF2S 1 1/4"	Fluted LWF2R or LWF2S 1 1/4"	Reverse Bevel Acrylic LMRA2R or LMRA2S 1 1/4"	PVC on remaining sides 1 1/4"
1 1/4"	1 1/4"	1 1/4"	1 1/4"

Base Style	Table Description	Model #	Product Wt
	24 x 84 Fix w/FixMod	PTTC 2484REFX XM	116
	24 x 84 Fix w/RemMod	PTTC 2484REFX RM	116
	24 x 84 Fold w/RemMod	PTTC 2484REFD RM	120
	24 x 84 Slim-Tilt w/HangMod	PTTC 2484REST HM	128
	24 x 90 Fix w/FixMod	PTTC 2490REFX XM	124
	24 x 90 Fix w/RemMod	PTTC 2490REFX RM	124
	24 x 90 Fold w/RemMod	PTTC 2490REFD RM	128
	24 x 90 Slim-Tilt w/HangMod	PTTC 2490REST HM	136
	24 x 96 Fix w/FixMod	PTTC 2496REFX XM	130
	24 x 96 Fix w/RemMod	PTTC 2496REFX RM	130
	24 x 96 Fold w/RemMod	PTTC 2496REFD RM	134
	24 x 96 Slim-Tilt w/HangMod	PTTC 2496REST HM	142

Note: Training tables are often used with lightweight computer accessories. For heavy duty applications, such as large scale computer equipment, multiple monitor mounts, etc. Versteel suggests adding a third leg or stretcher. Contact Customer Service if you have specific application concerns or questions.

To Order, Specify...

- 1 Model Number
- 2 Top Material
- 3 Edge Style and Thickness
- 4 Edge Color
- 5 Base Color
- 6 Additional Options



Base Options	Code	Price
Assembled Folding TableBAF	\$ 77
Alternate Table Height 32" & Under.....	.BAH	\$ 100
Alternate Table Height 32" & Over.....	.BSP	\$ call
Adjustable Height, Pin (Fix/Tilt).....	.BAP	\$ 221
Adjustable Height, Pneumatic (Fix/Tilt).....	.BAT	\$ 1228
Bullet End Caps.....	.BBE	\$ 129
Self-Leveling Glides (4).....	.GLD04	\$ 49
Stretcher Rail (Fix/Tilt) Finish Same as Base.....	.BTS	\$ 243

Finish Options		
Chrome		\$ 165
Nickel.....		\$ 223
Powder Coat, Standard		n/c
Powder Coat, Premium.....		\$ 165
Platinum.....		\$ 488

Top Options		
Table Link (all four sides)TLK	\$ 251
Table Link (24" ends only)TLE	\$ 135
Special Laminate.....	.TSP	call
Custom Cutout (per cutout)TCC	\$ 120
Laptop Locker (each).....	.TLA	\$ 1375
(available on fixed tables only, see page 34 in All Tables Price List for additional information)		
Electronic Lock (per locker).....	.TLEL	\$ 359
Power Unit (up to 10 lockers sequenced).....	.TLPU	\$ 567
(includes 1 key, required for electronic lock)		

Power + Data Options
Please reference the Power + Data Price List

Wire Management Options		
Basket, Modesty Mount.....	.WBM	\$ 97
Basket, Under Top Mount.....	.WBT	\$ 97
Cable Hook LegwayWCK	\$ 119
Canvas LegwayWCL	\$ 100
Plastic Legway.....	.WRL	\$ 78
1 Oval Brush Grommet, Location A.....	.WOA	\$ 97
2 Oval Brush Grommets, Location E.....	.WOE	\$ 194
1 Oval Brush Grommet, Provide Location Print.....	.WOG	\$ 97
1 Round Grommet, Location A.....	.WRA	\$ 76
2 Round Grommets, Location E.....	.WRE	\$ 152
1 Round Grommet, Provide Location PrintWRG	\$ 76

Accessories		
Keyboard Platform w/Mouse SurfaceAKP27M	\$ 682
CPU Holder (3" - 9" adjustment)ACPU3-9F	\$ 237
CPU Holder (5" - 8" adjustment).....	.ACPU5-8F	\$ 155
CPU Holder (3" - 5" adjustment).....	.ACPU3F	\$ 155
Table TransportATT3054	\$ 1855
Table Floor Mount Bracket Set.....	.AFB	\$ 57



Questions?

800 876 2120

- Overlapping Folding Bases
- Quickship Program Product
For Quickship specification details,
visit www.versteel.com/quickship

top >
edge >

edge ordering code (radius corner) >
or
edge ordering code (square corner) >
top thickness >

Laminate PVC	Laminate Wood	Laminate Soft PVC	Laminate Urethane/PVC
Flat LP2R or LP2S 1 1/4"	Flat LW2R or LW2S 1 1/4"	Bumper LB2R 1 1/4"	Ergo (user side only) LUPE2R or LUPE2S 1 1/4"
Fluted LPF2R or LPF2S 1 1/4"	Fluted LWF2R or LWF2S 1 1/4"	Reverse Bevel Acrylic LMRA2R or LMRA2S 1 1/4"	PVC on remaining sides 1 1/4"
1 1/4"	1 1/4"	1 1/4"	1 1/4"

edge ordering code (radius corner) >
or
edge ordering code (square corner) >
top thickness >

Base Style	Table Description	Model #	Product Wt
	30 x 48 Fix w/FixMod	PTTC 3048REFX XM	87
	30 x 48 Fix w/RemMod	PTTC 3048REFX RM	87
	30 x 48 Fold w/RemMod	PTTC 3048REFO RM	91
	30 x 48 Slim-Tilt w/HangMod	PTTC 3048REST HM	99
	30 x 48 Fix w/FixLightweightFormMod	PTTC 3048REFX XL	87
	30 x 48 Fix w/RemLightweightFormMod	PTTC 3048REFX RL	87
	30 x 48 Fold w/RemLightweightFormMod	PTTC 3048REFO RL	91
	30 x 48 Fix w/FixFormMod	PTTC 3048REFX XF	87
	30 x 60 Fix w/FixMod	PTTC 3060REFX XM	102
	30 x 60 Fix w/RemMod	PTTC 3060REFX RM	102
	30 x 60 Fold w/RemMod	PTTC 3060REFD RM	106
	30 x 60 Fold w/FoldMod	PTTC 3060REFD FM	106
	30 x 60 Slim-Tilt w/HangMod	PTTC 3060REST HM	114
	30 x 60 Fix w/FixLightweightFormMod	PTTC 3060REFX XL	102
	30 x 60 Fix w/RemLightweightFormMod	PTTC 3060REFX RL	102
	30 x 60 Fold w/RemLightweightFormMod	PTTC 3060REFD RL	106
	30 x 60 Fix w/FixFormMod	PTTC 3060REFX XF	114
	30 x 60 Fold w/FoldFormMod	PTTC 3060REFD FF	118

Note: Training tables are often used with lightweight computer accessories. For heavy duty applications, such as large scale computer equipment, multiple monitor mounts, etc. Versteel suggests adding a third leg or stretcher. Contact Customer Service if you have specific application concerns or questions.

To Order, Specify...

- 1 Model Number
- 2 Top Material
- 3 Edge Style and Thickness
- 4 Edge Color
- 5 Base Color
- 6 Additional Options



Base Options	Code	Price
Assembled Folding Table	BAF	\$ 77
Alternate Table Height 32" & Under.....	BAH	\$ 100
Alternate Table Height 32" & Over.....	BSP	\$ call
Adjustable Height, Pin (Fix/Tilt).....	BAP	\$ 221
Adjustable Height, Pneumatic (Fix/Tilt).....	BAT	\$ 1228
Bullet End Caps.....	BBE	\$ 129
Casters (4), Dual Wheel Black Hard Wheel.....	CAS55	\$ 171
Casters (4), Dual Wheel Black Soft Wheel.....	CAS57	\$ 171
Mix, Dual Wheel Casters & Glides	BMD	\$ 163
Self-Leveling Glides (4).....	GLD04	\$ 49
Stretcher Rail (Fix/Tilt) Finish Same as Base.....	BTS	\$ 243

Finish Options		
Chrome		\$ 165
Nickel.....		\$ 223
Powder Coat, Standard		n/c
Powder Coat, Premium.....		\$ 165
Platinum.....		\$ 488

Top Options		
Table Link (all four sides)	TLK	\$ 251
Table Link (30" ends only)	TLE	\$ 135
Special Laminate.....	TSP	call
Custom Cutout (per cutout)	TCC	\$ 120
Laptop Locker (each).....	TLA	\$ 1375
(available on fixed tables only, see page 34 in All Tables Price List for additional information)		
Electronic Lock (per locker).....	TLEL	\$ 359
Power Unit (up to 10 lockers sequenced).....	TLPU	\$ 567
(includes 1 key, required for electronic lock)		

Power + Data Options
Please reference the Power + Data Price List

Wire Management Options		
Basket, Modesty Mount.....	WBM	\$ 97
Basket, Under Top Mount.....	WBT	\$ 97
Cable Hook Legway	WCK	\$ 119
Canvas Legway	WCL	\$ 100
Plastic Legway.....	WRL	\$ 78
1 Oval Brush Grommet, Location A.....	WOA	\$ 97
2 Oval Brush Grommets, Location E.....	WOE	\$ 194
1 Oval Brush Grommet, Provide Location Print.....	WOG	\$ 97
1 Round Grommet, Location A.....	WRA	\$ 76
2 Round Grommets, Location E.....	WRE	\$ 152
1 Round Grommet, Provide Location Print	WRG	\$ 76

Accessories		
Keyboard Platform w/Mouse Surface	AKP27M	\$ 682
CPU Holder (3" - 9" adjustment)	ACPU3-9F	\$ 237
CPU Holder (5" - 8" adjustment).....	ACPU5-8F	\$ 155
CPU Holder (3" - 5" adjustment).....	ACPU3F	\$ 155
Table Transport	ATT3054	\$ 1855
Table Floor Mount Bracket Set.....	AFB	\$ 57



Questions?








800 876 2120


Quickship Program Product
For Quickship specification details,
visit www.versteel.com/quickship

top >
edge >

edge ordering code (radius corner) >
or
edge ordering code (square corner) >
top thickness >

edge ordering code (radius corner) >
or
edge ordering code (square corner) >
top thickness >

Laminate PVC	Laminate Wood	Laminate Soft PVC	Laminate Urethane/PVC
Flat  LP2R or LP2S 1 1/4"	Flat  LW2R or LW2S 1 1/4"	Bumper  LB2R 1 1/4"	Ergo (user side only)  LUPE2R or LUPE2S 1 1/4"
Fluted  LPF2R or LPF2S 1 1/4"	Fluted  LWF2R or LWF2S 1 1/4"	Reverse Bevel Acrylic  LMRA2R or LMRA2S 1 1/4"	PVC on remaining sides 1 1/4"
1 1/4"	1 1/4"	1 1/4"	1 1/4"

Base Style	Table Description	Model #	Product Wt
 TC	30 x 72 Fix w/FixMod	PTTC 3072REFX XM	119
	30 x 72 Fix w/RemMod	PTTC 3072REFX RM	119
	30 x 72 Fold w/RemMod	PTTC 3072REFD RM	123
	30 x 72 Slim-Tilt w/HangMod	PTTC 3072REST HM	131
	30 x 72 Fix w/FixLightweightFormMod	PTTC 3072REFX XL	119
	30 x 72 Fix w/RemLightweightFormMod	PTTC 3072REFX RL	119
	30 x 72 Fold w/RemLightweightFormMod	PTTC 3072REFD RL	123
	30 x 72 Fix w/FixFormMod	PTTC 3072REFX XF	133
	30 x 84 Fix w/FixMod	PTTC 3084REFX XM	134
	30 x 84 Fix w/RemMod	PTTC 3084REFX RM	134
	30 x 84 Fold w/RemMod	PTTC 3084REFD RM	138
	30 x 84 Slim-Tilt w/HangMod	PTTC 3084REST HM	146
	30 x 90 Fix w/FixMod	PTTC 3090REFX XM	143
	30 x 90 Fix w/RemMod	PTTC 3090REFX RM	143
	30 x 90 Fold w/RemMod	PTTC 3090REFD RM	147
	30 x 90 Slim-Tilt w/HangMod	PTTC 3090REST HM	155
	30 x 96 Fix w/FixMod	PTTC 3096REFX XM	151
	30 x 96 Fix w/RemMod	PTTC 3096REFX RM	151
	30 x 96 Fold w/RemMod	PTTC 3096REFD RM	155
	30 x 96 Slim-Tilt w/HangMod	PTTC 3096REST HM	163

Note: Training tables are often used with lightweight computer accessories. For heavy duty applications, such as large scale computer equipment, multiple monitor mounts, etc. Versteel suggests adding a third leg or stretcher. Contact Customer Service if you have specific application concerns or questions.

To Order, Specify...

- 1 Model Number
- 2 Top Material
- 3 Edge Style and Thickness
- 4 Edge Color
- 5 Base Color
- 6 Additional Options



Base Options	Code	Price
Assembled Folding TableBAF	\$ 77
Alternate Table Height 32" & Under.....	.BAH	\$ 100
Alternate Table Height 32" & Over.....	.BSP	\$ call
Adjustable Height, Pin (Fix/Tilt).....	.BAP	\$ 221
Adjustable Height, Pneumatic (Fix/Tilt).....	.BAT	\$ 1228
Bullet End Caps.....	.BBE	\$ 129
Casters (4), Dual Wheel Black Hard WheelCAS55	\$ 171
(to 72" length)		
Casters (4), Dual Wheel Black Soft WheelCAS57	\$ 171
(to 72" length)		
Mix, Dual Wheel Casters & GlidesBMD	\$ 163
Self-Leveling Glides (4).....	.GLD04	\$ 49
Stretcher Rail (Fix/Tilt) Finish Same as Base.....	.BTS	\$ 243

Finish Options	Code	Price
Chrome		\$ 165
Nickel.....		\$ 223
Powder Coat, Standard		n/c
Powder Coat, Premium.....		\$ 165
Platinum.....		\$ 488

Top Options	Code	Price
Table Link (all four sides)TLK	\$ 251
Table Link (30" ends only)TLE	\$ 135
Special Laminate.....	.TSP	call
Custom Cutout (per cutout)TCC	\$ 120
Laptop Locker (each).....	.TLA	\$ 1375
(available on fixed tables only, see page 34 in All Tables Price List for additional information)		
Electronic Lock (per locker).....	.TLEL	\$ 359
Power Unit (up to 10 lockers sequenced).....	.TLPU	\$ 567
(includes 1 key, required for electronic lock)		

Power + Data Options
Please reference the Power + Data Price List

Wire Management Options	Code	Price
Basket, Modesty Mount.....	.WBM	\$ 97
Basket, Under Top Mount.....	.WBT	\$ 97
Cable Hook LegwayWCK	\$ 119
Canvas LegwayWCL	\$ 100
Plastic Legway.....	.WRL	\$ 78
1 Oval Brush Grommet, Location A.....	.WOA	\$ 97
2 Oval Brush Grommets, Location E.....	.WOE	\$ 194
1 Oval Brush Grommet, Provide Location Print.....	.WOG	\$ 97
1 Round Grommet, Location A.....	.WRA	\$ 76
2 Round Grommets, Location E.....	.WRE	\$ 152
1 Round Grommet, Provide Location PrintWRG	\$ 76

Accessories	Code	Price
Keyboard Platform w/Mouse SurfaceAKP27M	\$ 682
CPU Holder (3" - 9" adjustment)ACPU3-9F	\$ 237
CPU Holder (5" - 8" adjustment).....	.ACPU5-8F	\$ 155
CPU Holder (3" - 5" adjustment).....	.ACPU3F	\$ 155
Table TransportATT3054	\$ 1855
Table Floor Mount Bracket Set.....	.AFB	\$ 57

Training TablesSkware
Specifications**VERSTEEL****Tops**

Skware Training tables are available with rectangle shape tops ranging from 18" to 30" wide and 48" to 96" in length. The 1 1/4" laminate tops can be specified with several edge details.

Bases

Fixed and slim tilt regular T bases are all standard with nylon adjustable glides. Bases are inset from the edge of the table to allow for additional leg room.

Modesty Panels

All Skware training tables are standard with modesty panels. Refer to the Modesty Panel Construction Specifications page and the individual pricing pages for additional information.

Power + Data

To complete your specification, power and data, along with wire management options, can be added to your table. Refer to the Power + Data Price List.

NOTE EXCLUSIONS REGARDING EDGE THICKNESS, BASE FUNCTIONS AND HEIGHT MAY APPLY, REFER TO INDIVIDUAL PRICING PAGES FOR COMPLETE PRODUCT OFFERING

Laminate Standard Core Construction

The standard top construction consists of 45-50 lb particleboard, surfaced with a high pressure laminate face. A backer sheet is laminated to the underside of the top. Tops are shipped pre-drilled for field installation of bases and accessories.

PVC Flat or Fluted Edge



Edge of 2mm PVC hot melt banded to the top with 1/8" radius at the top and bottom. Available with 1 1/2" radius corners or square corners.



Offered in twenty-one (21) standard colors.

Wood Flat or Fluted Edge



Wood banding hot melt banded to the top with 1/8" radius at the top and bottom. Available with 1 1/2" radius corners or square corners.



Offered in Ash, Cherry, Maple or Walnut materials.

Bumper Edge



Exposed ply core banding with rubberized 5/8" width bumper in the center of profile. Corners with 1 1/2" radius are available on tables with 1 1/4" edge thickness.

Offered in black bumper standard color.

Reverse Bevel Acrylic



Edge of 2mm acrylic edge banding hot melt banded to MDF core. A reverse bevel is then cut into the edge exposing the MDF on the reverse bevel. The MDF is then clear coated.

Urethane/PVC Ergo Edge (User Side)



Edge of 1 3/4" wide molded urethane designed with a sloped ergonomic edge on one side and a 2mm PVC flat edge on the remaining sides. PVC corners are available in square or radius on 7/8" and 1 1/4" edge thicknesses.

Urethane offered in ten (10) colors with coordinating PVC colors.

Shipping Schedule

Standard Items

Laminate, PVC Edge	3-5 WEEKS
Laminate, Wood Edge	3-5 WEEKS
Laminate, Bumper Edge	3-5 WEEKS
Laminate, Reverse Bevel Acrylic Edge	3-5 WEEKS
Laminate, Urethane Edge	3-5 WEEKS

Contact Versteel Customer Service for special lead time requests.

BIFMA

All Versteel products are constructed to pass the relevant ANSI/BIFMA standards. For more detailed specifications by series and base style, contact Versteel Customer Service at 800.876.2120.

Additional information regarding warranty, terms and conditions, shipping, care and maintenance, etc. can be found in the All Tables price list.

Laminate Modesty, General Core Construction

The modesty panel is constructed of $\frac{7}{8}$ " thick, 45-50 lb. medium density particle board surfaced with high pressure laminate face on both sides. See individual styles below for panel heights per series. Modesty panel extends the length of the top and is located along the front edge of the table for maximum leg and knee clearance.

Fixed Modesty (FixMod XM)

The Fixed Modesty panel is mounted to the top with screws through steel brackets and must be field installed into pre-drilled positions in the top. Panel is 10" high with the following exceptions: Eliga (E1 bases) 7", Paces and Vela 8". All mounting hardware is packed with the modesty panel. Finish details match the top unless specified differently.

Removable Modesty (RemMod RM)

The Removable Modesty panel slides into heavy duty steel brackets that are mounted to the top. Simply tighten the handwheels to keep the modesty panel in position or loosen to remove the panel. For storage, the modesty attachment pins can be rotated 90° to prevent marring of the top surfaces. Panel is 10" high with the following exceptions: Eliga (E1 bases) 7", Paces and Vela 8". Finish details match the top unless specified differently.

**Hanging Modesty (HangMod HM)**

The hanging modesty is mounted to the top with a metal hinge that is factory installed. This mechanism pivots if the table is tilted to allow for a 90 degree slim-tilt. All hanging modesty panels are 8½" high. Finish details match the top unless specified differently.

**Form Metal Modesty, General Construction**

The modesty panel is constructed with an aluminum extruded back panel and a perforated hinged steel door. There are three (3) separate unobstructed channels that allow the routing of power and data cables, with a wire exit on the back for the top and middle channel. The Form Modesty panel is 10" high and extends the length of the top. The Form Modesty panel is located along the front edge of the table for maximum leg and knee clearance. Accessory end cap trim kit available.

NOTE RADIUS CORNERS ARE NOT RECOMMENDED ON THE TABLE TOP WHEN A FORM MODESTY IS SPECIFIED

Fixed Form Modesty (FixFormMod XFS)

The Fixed Form Modesty panel is mounted to the top with screws through steel brackets. The fixed modesty panel must be field installed into pre-drilled positions in the top. All mounting hardware is packed with the modesty panel. Extruded back panel is black with powder coat options for the perforated steel door. Powder coat finish on perforated door matches the base finish unless specified differently. Transparent powder coat finishes are not available. The panel will be square with square holes.

NOTE RADIUS CORNERS ARE NOT RECOMMENDED ON THE TABLE TOP WHEN A FORM MODESTY IS SPECIFIED



Fixed Lightweight Form Modesty**(FixLightweightFormMod XLS)**

The Fixed Lightweight Form Modesty panel is a lightweight version of the Versteel Form Modesty. It is a formed steel perforated panel that is mounted to the top with screws through steel brackets. It must be field installed into pre-drilled positions in the top. A deep channel in the back of the panel allows for the routing of power and data cables inside of the modesty. Mounting hardware is packed with the modesty panel. Powder coat finish on the perforated panel matches the base finish unless specified differently. Transparent powder coat finishes are not available. The panel will be square with square holes.

NOTE RADIUS CORNERS ARE NOT RECOMMENDED ON THE TABLE TOP WHEN A FORM MODESTY IS SPECIFIED

Removable Lightweight Form Modesty**(RemLightweightFormMod RLS)**

The Removable Lightweight Form Modesty panel slides into heavy duty steel brackets that are mounted to the top. Simply tighten the handwheels to secure the modesty in position or loosen them to remove the panel. Powder coat finish on the perforated panel matches the base finish unless specified differently. Transparent powder coat finishes are not available. The panel will be square with square holes.

NOTE RADIUS CORNERS ARE NOT RECOMMENDED ON THE TABLE TOP WHEN A FORM MODESTY IS SPECIFIED



Training Tables

Skware
How To Order

VERSTEEL

To Order, Specify...

- 1 Model Number, include top and edge style
- 2 Top Material
 - a. Laminate manufacturer and color
 - b. Veneer species and finish color
- 3 Edge Color
- 4 Base Color
- 5 Additional Options

base model							finish selections			options				
ST	T1	2460	RE	ST	RM	LP2S	/	TW 4810-60	/	CWHI	/	PWHI	/	CAS55
series	base style	top size	top shape	table function	modesty function	top, edge & corner	/	top laminate manufacture & laminate code	/	edge color	/	base color	/	base options

A **STTI 2469REST RM LP2S** is a Skware series 24" x 60" rectangle training table with slim tilt T1 bases, a removable modesty and a laminate 1 1/2" thick top with a PVC edge and square corners.

The codes **TW 4810-60** / **CWHI** / **PWHI** specify a Wilsonart 4810-60 Titanium EV laminate, Whisper PVC edge and Whisper bases.

CAS55 adds dual wheel black hard wheel casters.

Model Number **STTI 2469REST RM**



Orders may be sent via

Mailing Address

Versteel
2332 Cathy Lane
Jasper IN 47546

Contact Versteel

Email contact@versteel.com
Phone 800 876 2120
812 634 2120
Fax 812 482 9318

Laminate

Versteel's standard offering of laminates includes over 900 laminates from Formica, Nevamar, Pionite and Wilsonart.

Laminate manufacturers change standard offerings frequently, making it possible a standard product can become unavailable. Versteel cannot be responsible for any inconvenience this may cause.

PVC Edge Colors

Absolute AcajouCABA	PearlCPEA
AlloyCALY	PlatinumCPLA
CarbonCCAR	Pralines & CreamCPRC
ChampagneCCHA	ShadowCSHA
CoconutCCOC	SnowCSNO
EbonyCEBO	StoneCSTO
Florence WalnutCFLW	StormCSTM
FossilCFOS	WhisperCWHI
GraphiteCGRA	White LinenCWHL
GreyCGRE	
Kensington MapleCKEM	
NimbusCNIM	

Wood Edge Species

AshA01	MapleM01
CherryC01	WalnutW01

Wood Edge Finishes

Ash

BeachWBEA	FogWFOG
ChestnutWCHE	PebbleWPEB
DriftWDRI	WhisperWWHI
FawnWFAW	

Cherry

Blossom CherryWBLC	Java CherryWJAC
Cordovan CherryWCNC	Millwork CherryWMWC
Golden CherryWGNC	

Maple

Caramel MapleWCMM	Sugar MapleWSUM
Solar MapleWSLM	

Walnut

Brighton WalnutWBRW	Natural WalnutWNAW
Espresso WalnutWESW	

Urethane Edge Colors

AlloyUALY	PearlJUPEA
EbonyUEBO	StoneUSTO
FossilUFOS	StormUSTM
GraphiteUGRA	WhisperUWHI
NimbusUNIM	White LinenUWHL

Training Tables

Skware
Materials + Finishes

VERSTEEL

Studio Steel®

Versteel's "urban fabrication" process leaves the telltale signs of welding and assembly on the surface, highlighting a manufacturing aesthetic. Choosing a clear or transparent powder coat is recommended, allowing tonal striations (created as a result of extreme heat), natural textures, and the inherent qualities of raw steel to show through.

Studio Steel Process \$165

Powder Coat Finishes

All powder coat finishes in the Versteel offering have been formulated with the use of epoxy, polyester or epoxy and polyester blends to maximize the finish durability.

Powder Coat Finish Options

Powder Coat – Standard n/c
Powder Coat – Premium (Hope) \$165
Powder Coat – Premium (Platinum) \$488

Powder Coat Colors

AlloyPALY	MintPMNT
AmethystPAME	NavyPNAV
AnthracitePANT	NimbusPNIM
Black AnodizedPBLA	NutmegPNUT
BronzePBRO	◆ PacificPPAC
CalypsoPCAL	PearlPPEA
CarbonPCAR	PebblePPEB
ChampagnePCHA	Ⓟ PlatinumPPLA
CoconutPCOC	PoppyPPOP
◆ CopperPCOP	◆ RavenPRAV
CrimsonPCRI	RoyalPROY
◆ CrystalPCRY	SeasidePSEA
DaffodilPDAF	ShipyardsPSHI
EbonyPEBO	SilverPSIL
ForestPFOR	SnowPSNO
FossilPFOS	StonePSTO
◆ GarnetPGAR	StormPSTM
◆ GoldPGOL	Terra CottaPTEC
GraphitePGRA	WhisperPWHI
Ⓟ HopePHOP	White LinenPWHL
Kelly GreenPKEG	Powder Coat AlternativeOPA
◆ MattePMAT		
MicaPMIC		

Transparent Powder Coats (indicated by ◆)

Please note that the transparent characteristics of these powders allow all natural welds and textures inherent to raw steel to be visible. Not available for application on flat sheet metal surfaces found on Brattice disc bases or Form Modesty panels.

Premium Powder Coats (indicated by Ⓟ)

Versteel's premium process uses specially formulated powder coats for a truly unique color palette.

Chrome

Versteel applies a deep luster chrome plated finish. Chrome is the most durable finish available. Specify Chrome and add \$165 list per table.

Chrome ECHR

NOTE DISC BASES ARE NOT AVAILABLE IN CHROME

Nickel

Versteel applies a nickel plated finish with a clear coat applied for durability. Specify Nickel and add \$223 list per table.

Nickel ENKL

NOTE DISC BASES ARE NOT AVAILABLE IN NICKEL

Finish Reference & Samples

For finish color reference, please refer to our website. Contact Versteel Customer Service to receive actual color samples for color matches and final color approval.

Special Laminate

Call for quotation

Specify code **TSP** (*Special Laminate*), indicate the quoted charges per table

Special laminates and patterns can be specified as an option. To specify, contact Versteel Customer Service for availability and pricing.

NOTE LAMINATES IN STANDARD COLORS AND TEXTURES FROM FORMICA, NEVAMAR, PIONITE AND WILSONART ARE STANDARD

CAUTION LAMINATE MANUFACTURERS CHANGE STANDARD OFFERINGS FREQUENTLY, MAKING IT POSSIBLE A STANDARD PRODUCT CAN BECOME UNAVAILABLE. VERSTEEL CANNOT BE RESPONSIBLE FOR ANY INCONVENIENCE THIS MAY CAUSE.

Custom PVC Color Match

Call for quotation / one time charge per color, per order

Specify code **OCF** (*Custom PVC Color Match*), add cost from Versteel quotation

PVC Color Match can be the selection of a color that is available from a Versteel supplier or a new custom color developed for the order. Minimum footage requirements mean that the amount of material needed for your order will effect the cost.

For PVC Color Matching you must supply a color reference sample. Versteel will review the sample for possible existing colors available and send a sample for customer approval. If no color match exists, a custom match will be developed and sampled for customer approval before a production schedule is established.

Custom Urethane Edge

Call for quotation / one time charge per color, per order

Specify code **OCU** (*Custom Urethane Color Match*), add cost from Versteel quotation

For Urethane Color Matching you must supply a color reference sample. A custom match will be developed and sampled for customer approval before a production schedule is established.

Powder Coat Alternative

Call for quotation

Specify code **OPA** (*Powder Coat Alternative*), add cost from Versteel quotation

Powder Coat Alternative is available from Versteel. The entire RAL color reference along with hundreds of other color and finishes are available.

For Powder Coat Alternative matching, you must supply a color reference sample, or an RAL number. Versteel will review the sample for possible existing colors available and send a sample for customer approval. If no color match exists a custom match can be developed. Call Versteel Customer Service for associated upcharges on custom color development.

Stain Finish Match

\$996 / one time charge per finish, per order

Specify code **OSM** (*Stain Finish Match*), add \$996.00 list per finish, per order

Alternative Stain Finishes are available for veneer and wood edged tops.

For Stain Finish Matching you must supply two 4" x 4" finish color and grain reference samples. An expertly finish matched sample will be provided for customer approval.

NOTE CUSTOMS OR ALTERNATIVES MAY AFFECT STANDARD PRODUCTION SCHEDULES

Adjustable Height - Pneumatic T1 or TC Bases**\$1228 / table**

Specify code **BAT** (Adjustable Height - Pneumatic T1 or TC), add \$1228.00 list per table

Pneumatic adjustable height bases cover the most common ergonomic table heights of 26 ¾", 29" and 32" with a simple turn of a handwheel. Pneumatic height bases are designed for field serviceability, if ever needed. Available on T1 or TC fixed or tilt bases.

**ADJUSTABILITY WITH THREE PRESET TABLE HEIGHT STOPS**

TYPING HEIGHT	26 ¾"
STANDARD HEIGHT	29"
WHEELCHAIR HEIGHT	32"

NOTE FOR OTHER TABLE HEIGHT REQUIREMENTS CONTACT VERSTEEL CUSTOMER SERVICE FOR STRUCTURAL DETAILS, PRICING AND AVAILABILITY

Alternate Table Height 32" and Under**\$100 / table**

Specify code **BAH** (Alternate Height 32" and under), indicate desired table height (32" or less), add \$100.00 list per table

Suggested typing height table is 26 ¾"
Suggested wheelchair height table is 32"
Suggested stand up height table is 42"

NOTE FOR OTHER TABLE HEIGHT REQUIREMENTS CONTACT VERSTEEL CUSTOMER SERVICE FOR STRUCTURAL DETAILS, PRICING AND AVAILABILITY

Casters - Dual Hard Wheel**\$171 / table**

Specify code **CAS55** (Casters - Dual Hard Wheel), add \$171.00 list per table

Dual Hard Wheel, black, 2" diameter, standard locking casters are available for most base styles. Each is fitted into a reinforced caster receiver and must be specified at time of order. Caster option does not change the overall height of the table. See individual product pages for availability and ordering code.

**Mix - Dual Hard Wheel Casters & Glides****\$163 / table**

Specify code **BMD** (Mix - Dual Hard Wheel Casters & Glides), add \$163.00 list per table

Tables can be specified with dual hard wheel, black, 2" diameter, standard locking casters on half of the table, with glides on the other half. Each caster is fitted into a reinforced receiver and must be specified at time of order. Mix option does not change the overall height of the table.

Casters - Dual Soft Wheel**\$171 / table**

Specify code **CAS57** (Casters - Dual Soft Wheel), add \$171.00 list per table

Dual Soft Wheel, black, 2" diameter, standard locking casters are available for most base styles. Each is fitted into a reinforced caster receiver and must be specified at time of order. Caster option does not change the overall height of the table. See individual product pages for availability and ordering code.

**Self-Leveling Glides****\$49 / table**

Specify code **GLD04** (Self-Leveling Glides), add \$49.00 list per table

Self-Leveling Glides replace standard glides. This option allows the table to automatically compensate up to ½" for floors that are not level. Self-leveling glides increase overall table height by ¾". See individual product pages for availability.



Top Custom Cutout

\$120 / cutout

Specify code **TCC** (Top Custom Cutout), add \$120.00 list per cutout

Top Custom Cutout requires a drawing for production and is subject to approvals.

Table Link

\$251 / table

Specify code **TLK** (Table Link), add \$251.00 list per table

Table Link is for linking Versteel table configurations in typical room situations. Table link will prevent the accidental disconnection of power supply to adjacent tables. Available on tables with PVC, 3mm Wood, Wood Square, Wood Fluted and Ergo user side edge details.



Closed end link brackets are provided for tops without bases or tables with a base that does not allow the table to stand alone.



Table Link - Ends Only

\$135 / table

Specify code **TLE** (Table Link - Ends Only), add \$135.00 list per table

Table Link is for linking Versteel table configurations in typical room situations. Specify Table Link - Ends Only when your configuration requires linking on the table ends only. Available on tables with PVC, 3mm Wood, Wood Square, Wood Fluted and Ergo user side edge details. Table Link - Ends Only is included with electrical package options. This will prevent the accidental disconnection of power supply to adjacent tables.



Laptop Locker

\$1375 / locker

*Fixed tables only (not available on tilt, slim-tilt or folding tables)

Specify code **TLA1** (One Laptop Locker) or code **TLA2** (Two Laptop Lockers) add \$1375.00 list per Laptop Locker.

Indicate Manual Locking Keyed Individually **TMKI**, Manual Locking Keyed Alike **TMKA** or Electronic Locking **TLEL**. Add \$359.00 list per Laptop Locker when Electronic Locking is specified AND **TLPU** (Laptop Locker power unit) which is required for the electronic locking option, add \$567.00 list (Power unit sequences up to 10 lockers, includes 1 key).

The minimum table width available with Laptop Locker is 24".



The minimum table length available with Laptop Locker is 36". The maximum table length available is 96".

2 Laptop Lockers can be installed starting at a table length of 60" or greater (table subject to additional base and/or support base when more than one unit is installed in top greater than or equal to 72").

All lockers to have urethane edge on locker door and top opening. Specify Urethane color when ordering a laptop locker.

Urethane Colors

Alloy UALY	Pearl JUPEA
Ebony UEBO	Stone USTO
Fossil UFOS	Storm USTM
Graphite UGRA	Whisper UWHI
Nimbus UNIM	White Linen UWHL

NOTE LAPTOP LOCKER IS NOT AVAILABLE ON VENEER TOP SURFACES, WOODGRAIN OR DIRECTIONAL PATTERN LAMINATES OR TABLE WITH LIGHTWEIGHT LAMINATE CORE.

For additional questions contact Versteel Customer Service at 800.876.2120.










Questions?

800 876 2120

top >
edge >

edge ordering code (radius corner) >
or
edge ordering code (square corner) >
top thickness >

edge ordering code (radius corner) >
or
edge ordering code (square corner) >
top thickness >

Laminate PVC	Laminate Wood	Laminate Soft PVC	Laminate Urethane/PVC
Flat  LP2R or LP2S 1 1/4"	Flat  LW2R or LW2S 1 1/4"	Bumper  LB2R 1 1/4"	Ergo (user side only)  LUPE2R or LUPE2S 1 1/4"
Fluted  LPF2R or LPF2S 1 1/4"	Fluted  LWF2R or LWF2S 1 1/4"	Reverse Bevel Acrylic  LMRA2R or LMRA2S 1 1/4"	PVC on remaining sides 1 1/4"
1 1/4"	1 1/4"	1 1/4"	1 1/4"

Base Style	Table Description	Model #	Product Wt
------------	-------------------	---------	------------



18 x 48 Fix w/FixMod	STTT1848REFX XM	65	1468
18 x 48 Fix w/RemMod	STTT1848REFX RM	65	1507
18 x 48 Slim Tilt w/HangMod	STTT1848REST HM	77	1995
18 x 48 Slim Tilt w/RemMod	STTT1848REST RM	77	1995
18 x 48 Fix w/FixLightweightFormMod	STTT1848REFX XLS	65	1507
18 x 48 Fix w/RemLightweightFormMod	STTT1848REFX RLS	65	1507
18 x 48 Slim Tilt w/RemLightweightForm Mod	STTT1848REST RLS	77	1995
18 x 48 Fix w/FixFormMod	STTT1848REFX XFS	65	1770
18 x 60 Fix w/FixMod	STTT1860REFX XM	76	1560
18 x 60 Fix w/RemMod	STTT1860REFX RM	76	1603
18 x 60 Slim Tilt w/HangMod	STTT1860REST HM	88	2083
18 x 60 Slim Tilt w/RemMod	STTT1860REST RM	88	2083
18 x 60 Fix w/FixLightweightFormMod	STTT1860REFX XLS	75	1603
18 x 60 Fix w/RemLightweightFormMod	STTT1860REFX RLS	75	1603
18 x 60 Slim Tilt w/RemLightweightFormMod	STTT1860REST RLS	87	2083
18 x 60 Fix w/FixFormMod	STTT1860REFX XFS	88	1862
18 x 72 Fix w/FixMod	STTT1872REFX XM	87	1692
18 x 72 Fix w/RemMod	STTT1872REFX RM	87	1732
18 x 72 Slim Tilt w/HangMod	STTT1872REST HM	99	2217
18 x 72 Slim Tilt w/RemMod	STTT1872REST RM	99	2217
18 x 72 Fix w/FixLightweightFormMod	STTT1872REFX XLS	88	1732
18 x 72 Fix w/RemLightweightFormMod	STTT1872REFX RLS	88	1732
18 x 72 Slim Tilt w/RemLightweightFormMod	STTT1872REST RLS	100	2217
18 x 72 Fix w/FixFormMod	STTT1872REFX XFS	102	1919

Note: Training tables are often used with lightweight computer accessories. For heavy duty applications, such as large scale computer equipment, multiple monitor mounts, etc., Versteel suggests adding a third leg or stretcher. Contact Customer Service if you have specific application concerns or questions.

To Order, Specify...

- 1 Model Number
- 2 Top Material
- 3 Edge Style and Thickness
- 4 Edge Color
- 5 Base Color
- 6 Additional Options



Base Options	Code	Price
Alternate Table Height 32" & Under.....	BAH	\$ 100
Alternate Table Height 32" & Over.....	BSP	\$ call
Casters (4), Dual Wheel Black Hard Wheel.....	CAS55	\$ 171
Casters (4), Dual Wheel Black Soft Wheel.....	CAS57	\$ 171
Mix, Dual Wheel Casters & Glides.....	BMD	\$ 163
Self-Leveling Glides (4).....	GLD04	\$ 49
Stretcher Rail (Fix) Finish Same as Base.....	BTS	\$ 243

Finish Options		
Chrome.....		\$ 165
Nickel.....		\$ 223
Powder Coat, Standard.....		n/c
Powder Coat, Premium.....		\$ 165
Platinum.....		\$ 488

Top Options		
Table Link (all four sides).....	TLK	\$ 251
Table Link (18" ends only).....	TLE	\$ 135
Special Laminate.....	TSP	call
Custom Cutout (per cutout).....	TCC	\$ 120

Power + Data Options
Please reference the Power + Data Price List

Wire Management Options		
Basket, Modesty Mount.....	WBM	\$ 97
Basket, Under Top Mount.....	WBT	\$ 97
Canvas Legway.....	WCL	\$ 100
1 Oval Brush Grommet, Location A.....	WOA	\$ 97
2 Oval Brush Grommets, Location E.....	WOE	\$ 194
1 Oval Brush Grommet, Provide Location Print.....	WOG	\$ 97
1 Round Grommet, Location A.....	WRA	\$ 76
2 Round Grommets, Location E.....	WRE	\$ 152
1 Round Grommet, Provide Location Print.....	WRG	\$ 76

Accessories		
CPU Holder (3" - 9" adjustment).....	ACPU3-9F	\$ 237
CPU Holder (5" - 8" adjustment).....	ACPU5-8F	\$ 155
CPU Holder (3" - 5" adjustment).....	ACPU3F	\$ 155
Table Floor Mount Bracket Set.....	AFB	\$ 57










Questions?


800 876 2120

top >
edge >

edge ordering code (radius corner) >
or
edge ordering code (square corner) >
top thickness >

edge ordering code (radius corner) >
or
edge ordering code (square corner) >
top thickness >
top thickness price >

Laminate PVC	Laminate Wood	Laminate Soft PVC	Laminate Urethane/PVC
Flat  LP2R or LP2S 1 1/4"	Flat  LW2R or LW2S 1 1/4"	Bumper  LB2R 1 1/4"	Ergo (user side only)  LUPE2R or LUPE2S 1 1/4"
Fluted  LPF2R or LPF2S 1 1/4"	Fluted  LWF2R or LWF2S 1 1/4"	Reverse Bevel Acrylic  LMRA2R or LMRA2S 1 1/4"	PVC on remaining sides 1 1/4"
1 1/4"	1 1/4"	1 1/4"	1 1/4"

Base Style	Table Description	Model #	Product Wt
 T1	18 x 84 Fix w/FixMod	STT11884REFX XM	98
	18 x 84 Fix w/RemMod	STT11884REFX RM	98
	18 x 84 Slim Tilt w/HangMod	STT11884REST HM	110
	18 x 84 Slim Tilt w/RemMod	STT11884REST RM	110
	18 x 90 Fix w/FixMod	STT11890REFX XM	104
	18 x 90 Fix w/RemMod	STT11890REFX RM	104
	18 x 90 Slim Tilt w/HangMod	STT11890REST HM	116
	18 x 90 Slim Tilt w/RemMod	STT11890REST RM	116
	18 x 96 Fix w/FixMod	STT11896REFX XM	109
	18 x 96 Fix w/RemMod	STT11896REFX RM	109
	18 x 96 Slim Tilt w/HangMod	STT11896REST HM	121
	18 x 96 Slim Tilt w/RemMod	STT11896REST RM	121

Note: The price of the 84", 90" and 96" models include a stretcher rail required for additional support. Contact Customer Service if you have specific application concerns or questions.

To Order, Specify...

- 1 Model Number
- 2 Top Material
- 3 Edge Style and Thickness
- 4 Edge Color
- 5 Base Color
- 6 Additional Options



Base Options	Code	Price
Alternate Table Height 32" & Under.....	BAH	\$ 100
Alternate Table Height 32" & Over.....	BSP	\$ call
Self-Leveling Glides (4).....	GLD04	\$ 49
Stretcher Rail (Fix) Finish Same as Base.....	BTS	\$ 243

Finish Options		
Chrome		\$ 165
Nickel.....		\$ 223
Powder Coat, Standard		n/c
Powder Coat, Premium.....		\$ 165
Platinum.....		\$ 488

Top Options		
Table Link (all four sides)	TLK	\$ 251
Table Link (18" ends only).....	TLE	\$ 135
Special Laminate.....	TSP	call
Custom Cutout (per cutout)	TCC	\$ 120

Power + Data Options
Please reference the Power + Data Price List

Wire Management Options		
Basket, Modesty Mount.....	WBM	\$ 97
Basket, Under Top Mount.....	WBT	\$ 97
Canvas Legway	WCL	\$ 100
1 Oval Brush Grommet, Location A.....	WOA	\$ 97
2 Oval Brush Grommets, Location E.....	WOE	\$ 194
1 Oval Brush Grommet, Provide Location Print.....	WOG	\$ 97
1 Round Grommet, Location A.....	WRA	\$ 76
2 Round Grommets, Location E.....	WRE	\$ 152
1 Round Grommet, Provide Location Print	WRG	\$ 76

Accessories		
CPU Holder (3" - 9" adjustment)	ACPU3-9F	\$ 237
CPU Holder (5" - 8" adjustment).....	ACPU5-8F	\$ 155
CPU Holder (3" - 5" adjustment).....	ACPU3F	\$ 155
Table Floor Mount Bracket Set.....	AFB	\$ 57










Questions?

800 876 2120

top >
edge >

edge ordering code (radius corner) >
or
edge ordering code (square corner) >
top thickness >

edge ordering code (radius corner) >
or
edge ordering code (square corner) >
top thickness >

Laminate PVC	Laminate Wood	Laminate Soft PVC	Laminate Urethane/PVC
Flat  LP2R or LP2S 1 1/4"	Flat  LW2R or LW2S 1 1/4"	Bumper  LB2R 1 1/4"	Ergo (user side only)  LUPE2R or LUPE2S 1 1/4"
Fluted  LPF2R or LPF2S 1 1/4"	Fluted  LWF2R or LWF2S 1 1/4"	Reverse Bevel Acrylic  LMRA2R or LMRA2S 1 1/4"	PVC on remaining sides 1 1/4"
1 1/4"	1 1/4"	1 1/4"	1 1/4"

Base Style	Table Description	Model #	Product Wt
 T1	20 x 48 Fix w/FixMod	STT1 2048REFX XM	68
	20 x 48 Fix w/RemMod	STT1 2048REFX RM	68
	20 x 48 Slim Tilt w/HangMod	STT1 2048REST HM	80
	20 x 48 Slim Tilt w/RemMod	STT1 2048REST RM	80
	20 x 48 Fix w/FixLightweightFormMod	STT1 2048REFX XLS	68
	20 x 48 Fix w/RemLightweightFormMod	STT1 2048REFX RLS	68
	20 x 48 Slim Tilt w/RemLightweightFormMod	STT1 2048REST RLS	80
	20 x 48 Fix w/FixFormMod	STT1 2048REFX XFS	68
	20 x 60 Fix w/FixMod	STT1 2060REFX XM	80
	20 x 60 Fix w/RemMod	STT1 2060REFX RM	80
	20 x 60 Slim Tilt w/HangMod	STT1 2060REST HM	92
	20 x 60 Slim Tilt w/RemMod	STT1 2060REST RM	92
	20 x 60 Fix w/FixLightweightFormMod	STT1 2060REFX XLS	79
	20 x 60 Fix w/RemLightweightFormMod	STT1 2060REFX RLS	79
	20 x 60 Slim Tilt w/RemLightweightFormMod	STT1 2060REST RLS	91
	20 x 60 Fix w/FixFormMod	STT1 2060REFX XFS	92
	20 x 72 Fix w/FixMod	STT1 2072REFX XM	92
	20 x 72 Fix w/RemMod	STT1 2072REFX RM	92
	20 x 72 Slim Tilt w/HangMod	STT1 2072REST HM	104
	20 x 72 Slim Tilt w/RemMod	STT1 2072REST RM	104
	20 x 72 Fix w/FixLightweightFormMod	STT1 2072REFX XLS	93
	20 x 72 Fix w/RemLightweightFormMod	STT1 2072REFX RLS	93
	20 x 72 Slim Tilt w/RemLightweightFormMod	STT1 2072REST RLS	105
	20 x 72 Fix w/FixFormMod	STT1 2072REFX XFS	107
	20 x 84 Fix w/FixMod	STT1 2084REFX XM	104
	20 x 84 Fix w/RemMod	STT1 2084REFX RM	104
	20 x 84 Slim Tilt w/HangMod	STT1 2084REST HM	116
	20 x 84 Slim Tilt w/RemMod	STT1 2084REST RM	116

Note: Training tables are often used with lightweight computer accessories. For heavy duty applications, such as large scale computer equipment, multiple monitor mounts, etc., Versteel suggests adding a third leg or stretcher. The price of the 84", 90" and 96" models include a stretcher rail required for additional support. Contact Customer Service if you have specific application concerns or questions.

To Order, Specify...

- 1 Model Number
- 2 Top Material
- 3 Edge Style and Thickness
- 4 Edge Color
- 5 Base Color
- 6 Additional Options



Base Options	Code	Price
Alternate Table Height 32" & Under.....	BAH	\$ 100
Alternate Table Height 32" & Over.....	BSP	\$ call
Casters (4), Dual Wheel Black Hard Wheel..... (up to 72" length)	CAS55	\$ 171
Casters (4), Dual Wheel Black Soft Wheel..... (up to 72" length)	CAS57	\$ 171
Mix, Dual Wheel Casters & Glides.....	BMD	\$ 163
Self-Leveling Glides (4).....	GLD04	\$ 49
Stretcher Rail (Fix) Finish Same as Base.....	BTS	\$ 243

Finish Options		
Chrome.....		\$ 165
Nickel.....		\$ 223
Powder Coat, Standard.....		n/c
Powder Coat, Premium.....		\$ 165
Platinum.....		\$ 488

Top Options		
Table Link (all four sides).....	TLK	\$ 251
Table Link (20" ends only).....	TLE	\$ 135
Special Laminate.....	TSP	call
Custom Cutout (per cutout).....	TCC	\$ 120

Power + Data Options
Please reference the Power + Data Price List

Wire Management Options		
Basket, Modesty Mount.....	WBM	\$ 97
Basket, Under Top Mount.....	WBT	\$ 97
Canvas Legway.....	WCL	\$ 100
1 Oval Brush Grommet, Location A.....	WOA	\$ 97
2 Oval Brush Grommets, Location E.....	WOE	\$ 194
1 Oval Brush Grommet, Provide Location Print.....	WOG	\$ 97
1 Round Grommet, Location A.....	WRA	\$ 76
2 Round Grommets, Location E.....	WRE	\$ 152
1 Round Grommet, Provide Location Print.....	WRG	\$ 76

Accessories		
CPU Holder (3" - 9" adjustment).....	ACPU3-9F	\$ 237
CPU Holder (5" - 8" adjustment).....	ACPU5-8F	\$ 155
CPU Holder (3" - 5" adjustment).....	ACPU3F	\$ 155
Table Floor Mount Bracket Set.....	AFB	\$ 57










Questions?


800 876 2120

top >
edge >

edge ordering code (radius corner) >
or
edge ordering code (square corner) >
top thickness >

edge ordering code (radius corner) >
or
edge ordering code (square corner) >
top thickness >
top thickness price >

Laminate PVC	Laminate Wood	Laminate Soft PVC	Laminate Urethane/PVC
Flat  LP2R or LP2S 1 1/4"	Flat  LW2R or LW2S 1 1/4"	Bumper  LB2R 1 1/4"	Ergo (user side only)  LUPE2R or LUPE2S 1 1/4"
Fluted  LPF2R or LPF2S 1 1/4"	Fluted  LWF2R or LWF2S 1 1/4"	Reverse Bevel Acrylic  LMRA2R or LMRA2S 1 1/4"	PVC on remaining sides 1 1/4"
1 1/4"	1 1/4"	1 1/4"	1 1/4"

Base Style	Table Description	Model #	Product Wt
 T1	20 x 90 Fix w/FixMod	STT1 2090REFX XM	110
	20 x 90 Fix w/RemMod	STT1 2090REFX RM	110
	20 x 90 Slim Tilt w/HangMod	STT1 2090REST HM	122
	20 x 90 Slim Tilt w/RemMod	STT1 2090REST RM	122
	20 x 96 Fix w/FixMod	STT1 2096REFX XM	116
	20 x 96 Fix w/RemMod	STT1 2096REFX RM	116
	20 x 96 Slim Tilt w/HangMod	STT1 2096REST HM	128
	20 x 96 Slim Tilt w/RemMod	STT1 2096REST RM	128

Note: The price of the 90" and 96" models include a stretcher rail required for additional support. Contact Customer Service if you have specific application concerns or questions.

To Order, Specify...

- 1 Model Number
- 2 Top Material
- 3 Edge Style and Thickness
- 4 Edge Color
- 5 Base Color
- 6 Additional Options



Base Options	Code	Price
Alternate Table Height 32" & Under.....	BAH	\$ 100
Alternate Table Height 32" & Over.....	BSP	\$ call
Self-Leveling Glides (4).....	GLD04	\$ 49
Stretcher Rail (Fix) Finish Same as Base.....	BTS	\$ 243

Finish Options		
Chrome		\$ 165
Nickel.....		\$ 223
Powder Coat, Standard		n/c
Powder Coat, Premium.....		\$ 165
Platinum.....		\$ 488

Top Options		
Table Link (all four sides)	TLK	\$ 251
Table Link (20" ends only)	TLE	\$ 135
Special Laminate.....	TSP	call
Custom Cutout (per cutout)	TCC	\$ 120

Power + Data Options
Please reference the Power + Data Price List

Wire Management Options		
Basket, Modesty Mount.....	WBM	\$ 97
Basket, Under Top Mount.....	WBT	\$ 97
Canvas Legway	WCL	\$ 100
1 Oval Brush Grommet, Location A.....	WOA	\$ 97
2 Oval Brush Grommets, Location E.....	WOE	\$ 194
1 Oval Brush Grommet, Provide Location Print.....	WOG	\$ 97
1 Round Grommet, Location A.....	WRA	\$ 76
2 Round Grommets, Location E.....	WRE	\$ 152
1 Round Grommet, Provide Location Print	WRG	\$ 76

Accessories		
CPU Holder (3" - 9" adjustment)	ACPU3-9F	\$ 237
CPU Holder (5" - 8" adjustment).....	ACPU5-8F	\$ 155
CPU Holder (3" - 5" adjustment).....	ACPU3F	\$ 155
Table Floor Mount Bracket Set.....	AFB	\$ 57










Questions?


800 876 2120

top >
edge >

edge ordering code (radius corner) >
or
edge ordering code (square corner) >
top thickness >

edge ordering code (radius corner) >
or
edge ordering code (square corner) >
top thickness >

Laminate PVC	Laminate Wood	Laminate Soft PVC	Laminate Urethane/PVC
Flat  LP2R or LP2S 1 1/4"	Flat  LW2R or LW2S 1 1/4"	Bumper  LB2R 1 1/4"	Ergo (user side only)  LUPE2R or LUPE2S 1 1/4"
Fluted  LPF2R or LPF2S 1 1/4"	Fluted  LWF2R or LWF2S 1 1/4"	Reverse Bevel Acrylic  LMRA2R or LMRA2S 1 1/4"	PVC on remaining sides 1 1/4"
1 1/4"	1 1/4"	1 1/4"	1 1/4"

Base Style	Table Description	Model #	Product Wt
 <p>T1</p>	24 x 48 Fix w/FixMod	STTI 2448REFX XM	76
	24 x 48 Fix w/RemMod	STTI 2448REFX RM	76
	24 x 48 Slim Tilt w/HangMod	STTI 2448REST HM	88
	24 x 48 Slim Tilt w/RemMod	STTI 2448REST RM	88
	24 x 48 Fix w/FixLightweightFormMod	STTI 2448REFX XLS	76
	24 x 48 Fix w/RemLightweightFormMod	STTI 2448REFX RLS	76
	24 x 48 Slim Tilt w/RemLightweightFormMod	STTI 2448REST RLS	88
	24 x 48 Fix w/FixFormMod	STTI 2448REFX XFS	76
	24 x 60 Fix w/FixMod	STTI 2460REFX XM	89
	24 x 60 Fix w/RemMod	STTI 2460REFX RM	89
	24 x 60 Slim Tilt w/HangMod	STTI 2460REST HM	101
	24 x 60 Slim Tilt w/RemMod	STTI 2460REST RM	101
	24 x 60 Fix w/FixLightweightFormMod	STTI 2460REFX XLS	88
	24 x 60 Fix w/RemLightweightFormMod	STTI 2460REFX RLS	88
	24 x 60 Slim Tilt w/RemLightweightFormMod	STTI 2460REST RLS	100
	24 x 60 Fix w/FixFormMod	STTI 2460REFX XFS	101

Note: Training tables are often used with lightweight computer accessories. For heavy duty applications, such as large scale computer equipment, multiple monitor mounts, etc., Versteel suggests adding a third leg or stretcher. Contact Customer Service if you have specific application concerns or questions.

To Order, Specify...

- 1 Model Number
- 2 Top Material
- 3 Edge Style and Thickness
- 4 Edge Color
- 5 Base Color
- 6 Additional Options



Base Options	Code	Price
Alternate Table Height 32" & Under.....	BAH	\$ 100
Alternate Table Height 32" & Over.....	BSP	\$ call
Casters (4), Dual Wheel Black Hard Wheel.....	CAS55	\$ 171
Casters (4), Dual Wheel Black Soft Wheel.....	CAS57	\$ 171
Mix, Dual Wheel Casters & Glides.....	BMD	\$ 163
Self-Leveling Glides (4).....	GLD04	\$ 49
Stretcher Rail (Fix) Finish Same as Base.....	BTS	\$ 243

Finish Options		
Chrome.....		\$ 165
Nickel.....		\$ 223
Powder Coat, Standard.....		n/c
Powder Coat, Premium.....		\$ 165
Platinum.....		\$ 488

Top Options		
Table Link (all four sides).....	TLK	\$ 251
Table Link (24" ends only).....	TLE	\$ 135
Special Laminate.....	TSP	call
Custom Cutout (per cutout).....	TCC	\$ 120
Laptop Locker (each).....	TLA	\$ 1375
(available on fixed tables only, see page 34 in All Tables Price List for additional information)		
Electronic Lock (per locker).....	TLEL	\$ 359
Power Unit (up to 10 lockers sequenced).....	TLPU	\$ 567
(includes 1 key, required for electronic lock)		

Power + Data Options
Please reference the Power + Data Price List

Wire Management Options		
Basket, Modesty Mount.....	WBM	\$ 97
Basket, Under Top Mount.....	WBT	\$ 97
Canvas Legway.....	WCL	\$ 100
1 Oval Brush Grommet, Location A.....	WOA	\$ 97
2 Oval Brush Grommets, Location E.....	WOE	\$ 194
1 Oval Brush Grommet, Provide Location Print.....	WOG	\$ 97
1 Round Grommet, Location A.....	WRA	\$ 76
2 Round Grommets, Location E.....	WRE	\$ 152
1 Round Grommet, Provide Location Print.....	WRG	\$ 76

Accessories		
Keyboard Platform w/Mouse Surface.....	AKP27M	\$ 760
CPU Holder (3" - 9" adjustment).....	ACPU3-9F	\$ 237
CPU Holder (5" - 8" adjustment).....	ACPU5-8F	\$ 155
CPU Holder (3" - 5" adjustment).....	ACPU3F	\$ 155
Table Floor Mount Bracket Set.....	AFB	\$ 57










Questions?


800 876 2120

top >
edge >

edge ordering code (radius corner) >
or
edge ordering code (square corner) >
top thickness >

edge ordering code (radius corner) >
or
edge ordering code (square corner) >
top thickness >

Laminate PVC	Laminate Wood	Laminate Soft PVC	Laminate Urethane/PVC
Flat  LP2R or LP2S 1 1/4"	Flat  LW2R or LW2S 1 1/4"	Bumper  LB2R 1 1/4"	Ergo (user side only)  LUPE2R or LUPE2S 1 1/4"
Fluted  LPF2R or LPF2S 1 1/4"	Fluted  LWF2R or LWF2S 1 1/4"	Reverse Bevel Acrylic  LMRA2R or LMRA2S 1 1/4"	PVC on remaining sides 1 1/4"
1 1/4"	1 1/4"	1 1/4"	1 1/4"

Base Style	Table Description	Model #	Product Wt
 <p>T1</p>	24 x 72 Fix w/FixMod	STTI 2472REFX XM	103
	24 x 72 Fix w/RemMod	STTI 2472REFX RM	103
	24 x 72 Slim Tilt w/HangMod	STTI 2472REST HM	115
	24 x 72 Slim Tilt w/RemMod	STTI 2472REST RM	115
	24 x 72 Fix w/FixLightweightFormMod	STTI 2472REFX XLS	103
	24 x 72 Fix w/RemLightweightFormMod	STTI 2472REFX RLS	103
	24 x 72 Slim Tilt w/RemLightweightFormMod	STTI 2472REST RLS	115
	24 x 72 Fix w/FixFormMod	STTI 2472REFX XFS	118
	24 x 84 Fix w/FixMod	STTI 2484REFX XM	116
	24 x 84 Fix w/RemMod	STTI 2484REFX RM	116
	24 x 84 Slim Tilt w/HangMod	STTI 2484REST HM	128
	24 x 84 Slim tilt w/RemMod	STTI 2484REST RM	128
	24 x 90 Fix w/FixMod	STTI 2490REFX XM	124
	24 x 90 Fix w/RemMod	STTI 2490REFX RM	124
	24 x 90 Slim Tilt w/HangMod	STTI 2490REST HM	136
	24 x 90 Slim Tilt w/RemMod	STTI 2490REST RM	136
	24 x 96 Fix w/FixMod	STTI 2496REFX XM	130
	24 x 96 Fix w/RemMod	STTI 2496REFX RM	130
	24 x 96 Slim Tilt w/HangMod	STTI 2496REST HM	142
	24 x 96 Slim Tilt w/RemMod	STTI 2496REST RM	142

Note: Training tables are often used with lightweight computer accessories. For heavy duty applications, such as large scale computer equipment, multiple monitor mounts, etc., Versteel suggests adding a third leg or stretcher. The price of the 84", 90" and 96" models include a stretcher rail required for additional support. Contact Customer Service if you have specific application concerns or questions.

To Order, Specify...

- 1 Model Number
- 2 Top Material
- 3 Edge Style and Thickness
- 4 Edge Color
- 5 Base Color
- 6 Additional Options



Base Options	Code	Price
Alternate Table Height 32" & Under.....	BAH	\$ 100
Alternate Table Height 32" & Over.....	BSP	\$ call
Casters (4), Dual Wheel Black Hard Wheel (72" only).....	CAS55	\$ 171
Casters (4), Dual Wheel Black Soft Wheel (72" only).....	CAS57	\$ 171
Mix, Dual Wheel Casters & Glides.....	BMD	\$ 163
Self-Leveling Glides (4).....	GLD04	\$ 49
Stretcher Rail (Fix) Finish Same as Base.....	BTS	\$ 243

Finish Options		
Chrome.....		\$ 165
Nickel.....		\$ 223
Powder Coat, Standard.....		n/c
Powder Coat, Premium.....		\$ 165
Platinum.....		\$ 488

Top Options		
Table Link (all four sides).....	TLK	\$ 251
Table Link (24" ends only).....	TLE	\$ 135
Special Laminate.....	TSP	call
Custom Cutout (per cutout).....	TCC	\$ 120
Laptop Locker (each).....	TLA	\$ 1375
<small>(available on fixed tables only, see page 34 in All Tables Price List for additional information)</small>		
Electronic Lock (per locker).....	TLEL	\$ 359
Power Unit (up to 10 lockers sequenced).....	TLPU	\$ 567
<small>(includes 1 key, required for electronic lock)</small>		

Power + Data Options
Please reference the Power + Data Price List

Wire Management Options		
Basket, Modesty Mount.....	WBM	\$ 97
Basket, Under Top Mount.....	WBT	\$ 97
Canvas Legway.....	WCL	\$ 100
1 Oval Brush Grommet, Location A.....	WOA	\$ 97
2 Oval Brush Grommets, Location E.....	WOE	\$ 194
1 Oval Brush Grommet, Provide Location Print.....	WOG	\$ 97
1 Round Grommet, Location A.....	WRA	\$ 76
2 Round Grommets, Location E.....	WRE	\$ 152
1 Round Grommet, Provide Location Print.....	WRG	\$ 76

Accessories		
Keyboard Platform w/Mouse Surface.....	AKP27M	\$ 760
CPU Holder (3" - 9" adjustment).....	ACPU3-9F	\$ 237
CPU Holder (5" - 8" adjustment).....	ACPU5-8F	\$ 155
CPU Holder (3" - 5" adjustment).....	ACPU3F	\$ 155
Table Floor Mount Bracket Set.....	AFB	\$ 57



Questions?

800 876 2120

top >
edge >

edge ordering code (radius corner) >
or
edge ordering code (square corner) >
top thickness >

edge ordering code (radius corner) >
or
edge ordering code (square corner) >
top thickness >

Laminate PVC	Laminate Wood	Laminate Soft PVC	Laminate Urethane/PVC
Flat LP2R or LP2S 1 1/4"	Flat LW2R or LW2S 1 1/4"	Bumper LB2R 1 1/4"	Ergo (user side only) LUPE2R or LUPE2S 1 1/4"
Fluted LPF2R or LPF2S 1 1/4"	Fluted LWF2R or LWF2S 1 1/4"	Reverse Bevel Acrylic LMRA2R or LMRA2S 1 1/4"	PVC on remaining sides 1 1/4"
1 1/4"	1 1/4"	1 1/4"	1 1/4"

Base Style Table Description Model # Product Wt



30 x 48 Fix w/FixMod	STTI 3048REFX XM	87	1659	2530	2984
30 x 48 Fix w/RemMod	STTI 3048REFX RM	87	1699	2573	3028
30 x 48 Slim Tilt w/HangMod	STTI 3048REST HM	99	2184	3055	3512
30 x 48 Slim Tilt w/RemMod	STTI 3048REST RM	99	2184	3055	3512
30 x 48 Fix w/FixLightweightFormMod	STTI 3048REFX XLS	87	1699	2145	3028
30 x 48 Fix w/RemLightweightFormMod	STTI 3048REFX RLS	87	1699	2145	3028
30 x 48 Slim Tilt w/RemLightweightFormMod	STTI 3048REST RLS	99	2184	2626	3512
30 x 48 Fix w/FixFormMod	STTI 3048REFX XFS	87	1962	2403	3289
30 x 60 Fix w/FixMod	STTI 3060REFX XM	102	1732	2603	3312
30 x 60 Fix w/RemMod	STTI 3060REFX RM	102	1776	2648	3358
30 x 60 Slim Tilt w/HangMod	STTI 3060REST HM	114	2261	3131	3837
30 x 60 Slim Tilt w/RemMod	STTI 3060REST RM	114	2261	3131	3759
30 x 60 Fix w/FixLightweightFormMod	STTI 3060REFX XLS	102	1776	2346	3358
30 x 60 Fix w/RemLightweightFormMod	STTI 3060REFX RLS	102	1776	2346	3358
30 x 60 Slim Tilt w/RemLightweightFormMod	STTI 3060REST RLS	114	2261	2828	3837
30 x 60 Fix w/FixFormMod	STTI 3060REFX XFS	114	2038	2606	3619

Note: Training tables are often used with lightweight computer accessories. For heavy duty applications, such as large scale computer equipment, multiple monitor mounts, etc., Versteel suggests adding a third leg or stretcher. Contact Customer Service if you have specific application concerns or questions.

To Order, Specify...

- 1 Model Number
- 2 Top Material
- 3 Edge Style and Thickness
- 4 Edge Color
- 5 Base Color
- 6 Additional Options



Base Options	Code	Price
Alternate Table Height 32" & Under.....	BAH	\$ 100
Alternate Table Height 32" & Over.....	BSP	\$ call
Casters (4), Dual Wheel Black Hard Wheel.....	CAS55	\$ 171
Casters (4), Dual Wheel Black Soft Wheel.....	CAS57	\$ 171
Mix, Dual Wheel Casters & Glides.....	BMD	\$ 163
Self-Leveling Glides (4).....	GLD04	\$ 49
Stretcher Rail (Fix) Finish Same as Base.....	BTS	\$ 243

Finish Options		
Chrome.....		\$ 165
Nickel.....		\$ 223
Powder Coat, Standard.....		n/c
Powder Coat, Premium.....		\$ 165
Platinum.....		\$ 488

Top Options		
Table Link (all four sides).....	TLK	\$ 251
Table Link (30" ends only).....	TLE	\$ 135
Special Laminate.....	TSP	call
Custom Cutout (per cutout).....	TCC	\$ 120
Laptop Locker (each).....	TLA	\$ 1375
(available on fixed tables only, see page 34 in All Tables Price List for additional information)		
Electronic Lock (per locker).....	TLEL	\$ 359
Power Unit (up to 10 lockers sequenced).....	TLPU	\$ 567
(includes 1 key, required for electronic lock)		

Power + Data Options
Please reference the Power + Data Price List

Wire Management Options		
Basket, Modesty Mount.....	WBM	\$ 97
Basket, Under Top Mount.....	WBT	\$ 97
Canvas Legway.....	WCL	\$ 100
1 Oval Brush Grommet, Location A.....	WOA	\$ 97
2 Oval Brush Grommets, Location E.....	WOE	\$ 194
1 Oval Brush Grommet, Provide Location Print.....	WOG	\$ 97
1 Round Grommet, Location A.....	WRA	\$ 76
2 Round Grommets, Location E.....	WRE	\$ 152
1 Round Grommet, Provide Location Print.....	WRG	\$ 76

Accessories		
Keyboard Platform w/Mouse Surface.....	AKP27M	\$ 760
CPU Holder (3" - 9" adjustment).....	ACPU3-9F	\$ 237
CPU Holder (5" - 8" adjustment).....	ACPU5-8F	\$ 155
CPU Holder (3" - 5" adjustment).....	ACPU3F	\$ 155
Table Floor Mount Bracket Set.....	AFB	\$ 57



Questions?

800 876 2120

top >
edge >

edge ordering code (radius corner) >
or
edge ordering code (square corner) >
top thickness >

edge ordering code (radius corner) >
or
edge ordering code (square corner) >
top thickness >

Laminate PVC	Laminate Wood	Laminate Soft PVC	Laminate Urethane/PVC
Flat LP2R or LP2S 1 1/4"	Flat LW2R or LW2S 1 1/4"	Bumper LB2R 1 1/4"	Ergo (user side only) LUPE2R or LUPE2S 1 1/4"
Fluted LPF2R or LPF2S 1 1/4"	Fluted LWF2R or LWF2S 1 1/4"	Reverse Bevel Acrylic LMRA2R or LMRA2S 1 1/4"	PVC on remaining sides 1 1/4"
1 1/4"	1 1/4"	1 1/4"	1 1/4"

Base Style	Table Description	Model #	Product Wt
	30 x 72 Fix w/FixMod	STTI 3072REFX XM	119
	30 x 72 Fix w/RemMod	STTI 3072REFX RM	119
	30 x 72 Slim Tilt w/HangMod	STTI 3072REST HM	131
	30 x 72 Slim Tilt w/RemMod	STTI 3072REST RM	131
	30 x 72 Fix w/FixLightweightFormMod	STTI 3072REFX XLS	119
	30 x 72 Fix w/RemLightweightFormMod	STTI 3072REFX RLS	119
	30 x 72 Slim Tilt w/RemLightweightFormMod	STTI 3072REST RLS	131
	30 x 72 Fix w/FixFormMod	STTI 3072REFX XFS	133
	30 x 84 Fix w/FixMod	STTI 3084REFX XM	134
	30 x 84 Fix w/RemMod	STTI 3084REFX RM	134
	30 x 84 Slim Tilt w/HangMod	STTI 3084REST HM	146
	30 x 84 Slim Tilt w/RemMod	STTI 3084REST RM	146
	30 x 90 Fix w/FixMod	STTI 3090REFX XM	143
	30 x 90 Fix w/RemMod	STTI 3090REFX RM	143
	30 x 90 Slim Tilt w/HangMod	STTI 3090REST HM	155
	30 x 90 Slim Tilt w/RemMod	STTI 3090REST RM	155
	30 x 96 Fix w/FixMod	STTI 3096REFX XM	151
	30 x 96 Fix w/RemMod	STTI 3096REFX RM	151
	30 x 96 Slim Tilt w/HangMod	STTI 3096REST HM	163
	30 x 96 Slim Tilt w/RemMod	STTI 3096REST RM	163

Note: Training tables are often used with lightweight computer accessories. For heavy duty applications, such as large scale computer equipment, multiple monitor mounts, etc., Versteel suggests adding a third leg or stretcher. The price of the 84", 90" and 96" models include a stretcher rail required for additional support. Contact Customer Service if you have specific application concerns or questions.

To Order, Specify...

- 1 Model Number
- 2 Top Material
- 3 Edge Style and Thickness
- 4 Edge Color
- 5 Base Color
- 6 Additional Options



Base Options	Code	Price
Alternate Table Height 32" & Under.....	BAH	\$ 100
Alternate Table Height 32" & Over.....	BSP	\$ call
Casters (4), Dual Wheel Black Hard Wheel (72" only)	CAS55	\$ 171
Casters (4), Dual Wheel Black Soft Wheel (72" only)	CAS57	\$ 171
Mix, Dual Wheel Casters & Glides	BMD	\$ 163
Self-Leveling Glides (4).....	GLD04	\$ 49
Stretcher Rail (Fix) Finish Same as Base.....	BTS	\$ 243

Finish Options		
Chrome		\$ 165
Nickel.....		\$ 223
Powder Coat, Standard		n/c
Powder Coat, Premium.....		\$ 165
Platinum.....		\$ 488

Top Options		
Table Link (all four sides)	TLK	\$ 251
Table Link (30" ends only)	TLE	\$ 135
Special Laminate.....	TSP	call
Custom Cutout (per cutout)	TCC	\$ 120
Laptop Locker (each).....	TLA	\$ 1375
<small>(available on fixed tables only, see page 34 in All Tables Price List for additional information)</small>		
Electronic Lock (per locker).....	TLEL	\$ 359
Power Unit (up to 10 lockers sequenced)	TLPU	\$ 567
<small>(includes 1 key, required for electronic lock)</small>		

Power + Data Options
Please reference the Power + Data Price List

Wire Management Options		
Basket, Modesty Mount.....	WBM	\$ 97
Basket, Under Top Mount.....	WBT	\$ 97
Canvas Legway	WCL	\$ 100
1 Oval Brush Grommet, Location A.....	WOA	\$ 97
2 Oval Brush Grommets, Location E.....	WOE	\$ 194
1 Oval Brush Grommet, Provide Location Print.....	WOG	\$ 97
1 Round Grommet, Location A.....	WRA	\$ 76
2 Round Grommets, Location E.....	WRE	\$ 152
1 Round Grommet, Provide Location Print	WRG	\$ 76

Accessories		
Keyboard Platform w/Mouse Surface	AKP27M	\$ 760
CPU Holder (3" - 9" adjustment)	ACPU3-9F	\$ 237
CPU Holder (5" - 8" adjustment).....	ACPU5-8F	\$ 155
CPU Holder (3" - 5" adjustment).....	ACPU3F	\$ 155

Table Floor Mount Bracket Set.....	AFB	\$ 57
------------------------------------	-----	-------

**Tops**

Ty Training tables are available with rectangle shape tops ranging from 20" to 30" wide and 48" to 96" in length. The 1 1/4" laminate tops can be specified with several edge details.

Bases

Fixed, folding and slim-tilt bases are all standard with four locking dual wheel black casters. Bases are inset from the edge of the table to allow for additional leg room.

Modesty Panels

All Ty training tables are standard with modesty panels. Refer to the Modesty Panel Construction Specifications page and the individual pricing pages for additional information.

Power + Data

To complete your specification, power and data, along with wire management options, can be added to your table. Refer to the Power + Data Price List.

NOTE EXCLUSIONS REGARDING EDGE THICKNESS, BASE FUNCTIONS AND HEIGHT MAY APPLY, REFER TO INDIVIDUAL PRICING PAGES FOR COMPLETE PRODUCT OFFERING

Laminate Standard Core Construction

The standard top construction consists of 45-50 lb particleboard, surfaced with a high pressure laminate face. A backer sheet is laminated to the underside of the top. Tops are shipped pre-drilled for field installation of bases and accessories.

PVC Flat or Fluted Edge



Edge of 2mm PVC hot melt banded to the top with 1/8" radius at the top and bottom. Available with 1 1/2" radius corners or square corners.



Offered in twenty-one (21) standard colors.

Wood Flat or Fluted Edge



Wood banding hot melt banded to the top with 1/8" radius at the top and bottom. Available with 1 1/2" radius corners or square corners.



Offered in Ash, Cherry, Maple or Walnut materials.

Bumper Edge



Exposed ply core banding with rubberized 5/8" width bumper in the center of profile. Corners with 1 1/2" radius are available on tables with 1 1/4" edge thickness.

Offered in black bumper standard color.

Reverse Bevel Acrylic



Edge of 2mm acrylic edge banding hot melt banded to MDF core. A reverse bevel is then cut into the edge exposing the MDF on the reverse bevel. The MDF is then clear coated.

Urethane/PVC Ergo Edge (User Side)



Edge of 1 3/4" wide molded urethane designed with a sloped ergonomic edge on one side and a 2mm PVC flat edge on the remaining sides. PVC corners are available in square or radius on 7/8" and 1 1/4" edge thicknesses.

Urethane offered in ten (10) colors with coordinating PVC colors.

Shipping Schedule

Standard Items

Laminate, PVC Edge	3-5 WEEKS
Laminate, Wood Edge	3-5 WEEKS
Laminate, Bumper Edge	3-5 WEEKS
Laminate, Reverse Bevel Acrylic Edge	3-5 WEEKS
Laminate, Urethane Edge	3-5 WEEKS

Contact Versteel Customer Service for special lead time requests.

BIFMA

All Versteel products are constructed to pass the relevant ANSI/BIFMA standards. For more detailed specifications by series and base style, contact Versteel Customer Service at 800.876.2120.

Additional information regarding warranty, terms and conditions, shipping, care and maintenance, etc. can be found in the All Tables price list.

Laminate Modesty, General Core Construction

The modesty panel is constructed of $\frac{7}{8}$ " thick, 45-50 lb. medium density particle board surfaced with high pressure laminate face on both sides. See individual styles below for panel heights per series. Modesty panel extends the length of the top and is located along the front edge of the table for maximum leg and knee clearance.

Fixed Modesty (FixMod XM)

The Fixed Modesty panel is mounted to the top with screws through steel brackets and must be field installed into pre-drilled positions in the top. Panel is 10" high with the following exceptions: Eliga (E1 bases) 7", Paces and Vela 8". All mounting hardware is packed with the modesty panel. Finish details match the top unless specified differently.

Removable Modesty (RemMod RM)

The Removable Modesty panel slides into heavy duty steel brackets that are mounted to the top. Simply tighten the handwheels to keep the modesty panel in position or loosen to remove the panel. For storage, the modesty attachment pins can be rotated 90° to prevent marring of the top surfaces. Panel is 10" high with the following exceptions: Eliga (E1 bases) 7", Paces and Vela 8". Finish details match the top unless specified differently.

Folding Modesty (FoldMod FM)

The Folding Modesty panel is mounted to the top with heavy duty hinge assemblies. A sliding brace supports the modesty panel in the set-up position and also holds the modesty panel in place in the stored position. Panel is 10" high with the following exception: Vela 8". Finish details match the top unless specified differently.

**Hanging Modesty (HangMod HM)**

The hanging modesty is mounted to the top with a metal hinge that is factory installed. This mechanism pivots if the table is tilted to allow for a 90 degree slim-tilt. All hanging modesty panels are 8½" high. Finish details match the top unless specified differently.

**Form Metal Modesty, General Construction**

The modesty panel is constructed with an aluminum extruded back panel and a perforated hinged steel door. There are three (3) separate unobstructed channels that allow the routing of power and data cables, with a wire exit on the back for the top and middle channel. The Form Modesty panel is 10" high and extends the length of the top. The Form Modesty panel is located along the front edge of the table for maximum leg and knee clearance. Accessory end cap trim kit available.

NOTE RADIUS CORNERS ARE NOT RECOMMENDED ON THE TABLE TOP WHEN A FORM MODESTY IS SPECIFIED

Fixed Form Modesty (FixFormMod XF)

The Fixed Form Modesty panel is mounted to the top with screws through steel brackets. The fixed modesty panel must be field installed into pre-drilled positions in the top. All mounting hardware is packed with the modesty panel. Extruded back panel is black with powder coat options for the perforated steel door. Powder coat finish on perforated door matches the base finish unless specified differently. Transparent powder coat finishes are not available. The panel will be radius with round holes.

NOTE RADIUS CORNERS ARE NOT RECOMMENDED ON THE TABLE TOP WHEN A FORM MODESTY IS SPECIFIED

Folding Form Modesty (FoldFormMod FF)

The Folding Form Modesty panel is mounted to the top with heavy duty steel hinge assemblies. A sliding brace supports the modesty panel in the set-up position and also holds the modesty panel in place in the stored position. Extruded back panel is black with powder coat options for the perforated steel door. Powder coat finish on perforated door matches the base finish unless specified differently. Transparent powder coat finishes are not available. The panel will be radius with round holes.

NOTE RADIUS CORNERS ARE NOT RECOMMENDED ON THE TABLE TOP WHEN A FORM MODESTY IS SPECIFIED



Fixed Lightweight Form Modesty**(FixLightweightFormMod XL)**

The Fixed Lightweight Form Modesty panel is a lightweight version of the Versteel Form Modesty. It is a formed steel perforated panel that is mounted to the top with screws through steel brackets. It must be field installed into pre-drilled positions in the top. A deep channel in the back of the panel allows for the routing of power and data cables inside of the modesty. Mounting hardware is packed with the modesty panel. Powder coat finish on the perforated panel matches the base finish unless specified differently. Transparent powder coat finishes are not available. The panel will be radius with round holes.

NOTE RADIUS CORNERS ARE NOT RECOMMENDED ON THE TABLE TOP WHEN A FORM MODESTY IS SPECIFIED

Removable Lightweight Form Modesty**(RemLightweightFormMod RL)**

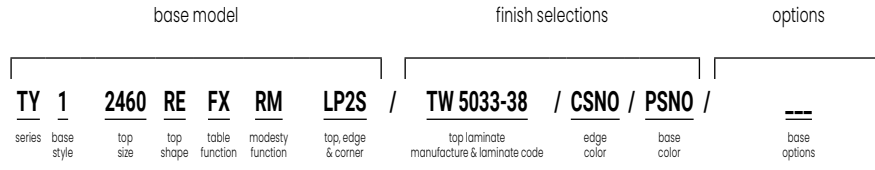
The Removable Lightweight Form Modesty panel slides into heavy duty steel brackets that are mounted to the top. Simply tighten the handwheels to secure the modesty in position or loosen them to remove the panel. Powder coat finish on the perforated panel matches the base finish unless specified differently. Transparent powder coat finishes are not available. The panel will be radius with round holes.

NOTE RADIUS CORNERS ARE NOT RECOMMENDED ON THE TABLE TOP WHEN A FORM MODESTY IS SPECIFIED



To Order, Specify...

- 1 Model Number, include top and edge style
- 2 Top Material
 - a. Laminate manufacturer and color
 - b. Veneer species and finish color
- 3 Edge Color
- 4 Base Color
- 5 Additional Options



A **TY12460REFX RM LP2S** is a Ty series 24" x 60" rectangle training table with fixed bases, a removable modesty and a laminate 1 1/4" thick top with a PVC edge and square corners.

The codes **TW 5033-38 / CSNO / PSNO** specify a Wilsonart 5033-38 Handspun Pearl laminate, Snow PVC edge and Snow bases.

Model Number TY12460REFX RM



Orders may be sent via

Mailing Address
Versteel
2332 Cathy Lane
Jasper IN 47546

Contact Versteel

Email contact@versteel.com
Phone 800 876 2120
812 634 2120
Fax 812 482 9318

Laminate

Versteel's standard offering of laminates includes over 900 laminates from Formica, Nevamar, Pionite and Wilsonart.

Laminate manufacturers change standard offerings frequently, making it possible a standard product can become unavailable. Versteel cannot be responsible for any inconvenience this may cause.

PVC Edge Colors

Absolute AcajouCABA	PearlCPEA
AlloyCALY	PlatinumCPLA
CarbonCCAR	Pralines & CreamCPRC
ChampagneCCHA	ShadowCSHA
CoconutCCOC	SnowCSNO
EbonyCEBO	StoneCSTO
Florence WalnutCFLW	StormCSTM
FossilCFOS	WhisperCWHI
GraphiteCGRA	White LinenCWHL
GreyCGRE		
Kensington MapleCKEM		
NimbusCNIM		

Wood Edge Species

AshA01	Maple	M01
CherryC01	Walnut	W01

Wood Edge Finishes

Ash

BeachWBEA	FogWFOG
ChestnutWCHE	PebbleWPEB
DriftWDRI	WhisperWWHI
FawnWFAW		

Cherry

Blossom CherryWBLC	Java CherryWJAC
Cordovan CherryWCNC	Millwork CherryWMWC
Golden CherryWGNC		

Maple

Caramel MapleWCMM	Sugar MapleWSUM
Solar MapleWSLM		

Walnut

Brighton WalnutWBRW	Natural WalnutWNAW
Espresso WalnutWESW		

Urethane Edge Colors

AlloyUALY	PearlJUPEA
EbonyUEBO	StoneUSTO
FossilUFOS	StormUSTM
GraphiteUGRA	WhisperUWHI
NimbusUNIM	White LinenUWHL

Studio Steel®

Versteel's "urban fabrication" process leaves the telltale signs of welding and assembly on the surface, highlighting a manufacturing aesthetic. Choosing a clear or transparent powder coat is recommended, allowing tonal striations (created as a result of extreme heat), natural textures, and the inherent qualities of raw steel to show through.

Studio Steel Process \$165

Powder Coat Finishes

All powder coat finishes in the Versteel offering have been formulated with the use of epoxy, polyester or epoxy and polyester blends to maximize the finish durability.

Powder Coat Finish Options

Powder Coat - Standard n/c
 Powder Coat - Premium (Hope) \$165
 Powder Coat - Premium (Platinum) \$488

Powder Coat Colors

AlloyPALY	MintPMNT
AmethystPAME	NavyPNAV
AnthracitePANT	NimbusPNIM
Black AnodizedPBLA	NutmegPNUT
BronzePBRO	◆ PacificPPAC
CalypsoPCAL	PearlPPEA
CarbonPCAR	PebblePPEB
ChampagnePCHA	Ⓟ PlatinumPPLA
CoconutPCOC	PoppyPPOP
◆ CopperPCOP	◆ RavenPRAV
CrimsonPCRI	RoyalPROY
◆ CrystalPCRY	SeasidePSEA
DaffodilPDAF	ShipyardsPSHI
EbonyPEBO	SilverPSIL
ForestPFOR	SnowPSNO
FossilPFOS	StonePSTO
◆ GarnetPGAR	StormPSTM
◆ GoldPGOL	Terra CottaPTEC
GraphitePGRA	WhisperPWHI
Ⓟ HopePHOP	White LinenPWHL
Kelly GreenPKEG	Powder Coat Alternative .	.OPA
◆ MattePMAT		
MicaPMIC		

Transparent Powder Coats (indicated by ◆)

Please note that the transparent characteristics of these powders allow all natural welds and textures inherent to raw steel to be visible. Not available for application on flat sheet metal surfaces found on Brattice disc bases or Form Modesty panels.

Premium Powder Coats (indicated by Ⓟ)

Versteel's premium process uses specially formulated powder coats for a truly unique color palette.

Chrome

Versteel applies a deep luster chrome plated finish. Chrome is the most durable finish available. Specify Chrome and add \$406 list per table.

Chrome ECHR

Finish Reference & Samples

For finish color reference, please refer to our website. Contact Versteel Customer Service to receive actual color samples for color matches and final color approval.

Special Laminate**Call for quotation**

Specify code **TSP** (*Special Laminate*), indicate the quoted charges per table

Special laminates and patterns can be specified as an option. To specify, contact Versteel Customer Service for availability and pricing.

NOTE LAMINATES IN STANDARD COLORS AND TEXTURES FROM FORMICA, NEVAMAR, PIONITE AND WILSONART ARE STANDARD

CAUTION LAMINATE MANUFACTURERS CHANGE STANDARD OFFERINGS FREQUENTLY, MAKING IT POSSIBLE A STANDARD PRODUCT CAN BECOME UNAVAILABLE. VERSTEEL CANNOT BE RESPONSIBLE FOR ANY INCONVENIENCE THIS MAY CAUSE.

Custom PVC Color Match**Call for quotation / one time charge per color, per order**

Specify code **OCF** (*Custom PVC Color Match*), add cost from Versteel quotation

PVC Color Match can be the selection of a color that is available from a Versteel supplier or a new custom color developed for the order. Minimum footage requirements mean that the amount of material needed for your order will effect the cost.

For PVC Color Matching you must supply a color reference sample. Versteel will review the sample for possible existing colors available and send a sample for customer approval. If no color match exists, a custom match will be developed and sampled for customer approval before a production schedule is established.

Custom Urethane Edge**Call for quotation / one time charge per color, per order**

Specify code **OCU** (*Custom Urethane Color Match*), add cost from Versteel quotation

For Urethane Color Matching you must supply a color reference sample. A custom match will be developed and sampled for customer approval before a production schedule is established.

Powder Coat Alternative**Call for quotation**

Specify code **OPA** (*Powder Coat Alternative*), add cost from Versteel quotation

Powder Coat Alternative is available from Versteel. The entire RAL color reference along with hundreds of other color and finishes are available.

For Powder Coat Alternative matching, you must supply a color reference sample, or an RAL number. Versteel will review the sample for possible existing colors available and send a sample for customer approval. If no color match exists a custom match can be developed. Call Versteel Customer Service for associated upcharges on custom color development.

Stain Finish Match

\$996 / one time charge per finish, per order

Specify code **OSM** (*Stain Finish Match*), add \$996.00 list per finish, per order

Alternative Stain Finishes are available for veneer and wood edged tops.

For Stain Finish Matching you must supply two 4" x 4" finish color and grain reference samples. An expertly finish matched sample will be provided for customer approval.

NOTE CUSTOMS OR ALTERNATIVES MAY AFFECT STANDARD PRODUCTION SCHEDULES

Alternate Table Height 32" and Under

\$100 / table

Specify code **BAH** (Alternate Height 32" and under), indicate desired table height (32" or less), add \$100.00 list per table

Suggested typing height table is 26 3/4"
Suggested wheelchair height table is 32"
Suggested stand up height table is 42"

NOTE FOR OTHER TABLE HEIGHT REQUIREMENTS CONTACT VERSTEEL CUSTOMER SERVICE FOR STRUCTURAL DETAILS, PRICING AND AVAILABILITY

Base Glides

Subtract \$30

Specify code **GLD02** (Glides), Subtract \$30.00 list per table

Base Glides replace standard casters. This option reduces the overall table cost and keeps the tables in position without the need to lock the casters. Base glides reduce the overall table height by 3/8".



Stretcher Rail

\$243/ table

Specify code **BTS** (Stretcher Rail), required finish selection_, add \$243.00 list per table

Available for T1 style, fixed and slim tilt bases to increase table rigidity. Necessary tools are provided to install the stretcher.

NOTE A STRETCHER IS NOT A RETROFIT ITEM, IT MUST BE SPECIFIED AT TIME OF ORDER

Top Custom Cutout

\$120 / cutout

Specify code **TCC** (Top Custom Cutout), add \$120.00 list per cutout

Top Custom Cutout requires a drawing for production and is subject to approvals.

Table Link

\$251 / table

Specify code **TLK** (Table Link), add \$251.00 list per table

Table Link is for linking Versteel table configurations in typical room situations. Table link will prevent the accidental disconnection of power supply to adjacent tables. Available on tables with PVC, 3mm Wood, Wood Square, Wood Fluted and Ergo user side edge details.



Closed end link brackets are provided for tops without bases or tables with a base that does not allow the table to stand alone.



Table Link - Ends Only

\$135 / table

Specify code **TLE** (Table Link - Ends Only), add \$135.00 list per table

Table Link is for linking Versteel table configurations in typical room situations. Specify Table Link - Ends Only when your configuration requires linking on the table ends only. Available on tables with PVC, 3mm Wood, Wood Square, Wood Fluted and Ergo user side edge details. Table Link - Ends Only is included with electrical package options. This will prevent the accidental disconnection of power supply to adjacent tables.



Laptop Locker

\$1375 / locker

*Fixed tables only (not available on tilt, slim-tilt or folding tables)

Specify code **TLA1** (One Laptop Locker) or code **TLA2** (Two Laptop Lockers) add \$1375.00 list per Laptop Locker.

Indicate Manual Locking Keyed Individually **TMKI**, Manual Locking Keyed Alike **TMKA** or Electronic Locking **TLEL**. Add \$359.00 list per Laptop Locker when Electronic Locking is specified AND **TLPU** (Laptop Locker power unit) which is required for the electronic locking option, add \$557.00 list (Power unit sequences up to 10 lockers, includes 1 key).

The minimum table width available with Laptop Locker is 24".



The minimum table length available with Laptop Locker is 36". The maximum table length available is 96".

2 Laptop Lockers can be installed starting at a table length of 60" or greater (table subject to additional base and/or support base when more than one unit is installed in top greater than or equal to 72").

All lockers to have urethane edge on locker door and top opening. Specify Urethane color when ordering a laptop locker.

Urethane Colors

Alloy UALY	Pearl JUPEA
Ebony UEBO	Stone USTO
Fossil UFOS	Storm USTM
Graphite UGRA	Whisper UWHI
Nimbus UNIM	White Linen UWHL

NOTE LAPTOP LOCKER IS NOT AVAILABLE ON VENEER TOP SURFACES, WOODGRAIN OR DIRECTIONAL PATTERN LAMINATES OR TABLE WITH LIGHTWEIGHT LAMINATE CORE.

For additional questions contact Versteel Customer Service at 800.876.2120.



Questions?

800 876 2120

Overlapping Folding Bases

top >
edge >

edge ordering code (radius corner) >
or
edge ordering code (square corner) >
top thickness >

edge ordering code (radius corner) >
or
edge ordering code (square corner) >
top thickness >

Laminate PVC	Laminate Wood	Laminate Soft PVC	Laminate Urethane/PVC
Flat LP2R or LP2S 1 1/4"	Flat LW2R or LW2S 1 1/4"	Bumper LB2R 1 1/4"	Ergo (user side only) LUPE2R or LUPE2S 1 1/4"
Fluted LPF2R or LPF2S 1 1/4"	Fluted LWF2R or LWF2S 1 1/4"		PVC on remaining sides
1 1/4"	1 1/4"	1 1/4"	1 1/4"

Base Style	Table Description	Model #	Product Wt
<p>1</p>	20 x 48 Fix w/FixMod	TY1 2048REFX XM	68
	20 x 48 Fix w/RemMod	TY1 2048REFX RM	68
	20 x 48 Fold w/RemMod	TY1 2048REFO RM	70
	20 x 48 Slim-Tilt w/Hang Mod	TY1 2048REST HM	80
	20 x 48 Slim-Tilt w/RemMod	TY1 2048REST RM	80
	20 x 48 Fix w/FixLightweightFormMod	TY1 2048REFX XL	68
	20 x 48 Fix w/RemLightweightFormMod	TY1 2048REFX RL	68
	20 x 48 Fold w/RemLightweightFormMod	TY1 2048REFO RL	70
	20 x 48 Slim-Tilt w/RemLightweightFormMod	TY1 2048REST RL	80
	20 x 48 Fix w/FixFormMod	TY1 2048REFX XF	68
	20 x 60 Fix w/FixMod	TY1 2060REFX XM	80
	20 x 60 Fix w/RemMod	TY1 2060REFX RM	80
	20 x 60 Fold w/RemMod	TY1 2060REFD RM	82
	20 x 60 Slim-Tilt w/HangMod	TY1 2060REST HM	92
	20 x 60 Slim-Tilt w/RemMod	TY1 2060REST RM	92
	20 x 60 Fix w/FixLightweightFormMod	TY1 2060REFX XL	79
	20 x 60 Fix w/RemLightweightFormMod	TY1 2060REFX RL	79
	20 x 60 Fold w/RemLightweightFormMod	TY1 2060REFD RL	81
	20 x 60 Slim-Tilt w/RemLightweightFormMod	TY1 2060REST RL	91
	20 x 60 Fix w/FixFormMod	TY1 2060REFX XF	92
20 x 72 Fix w/FixMod	TY1 2072REFX XM	92	
20 x 72 Fix w/RemMod	TY1 2072REFX RM	92	
20 x 72 Fold w/RemMod	TY1 2072REFD RM	94	
20 x 72 Slim-Tilt w/HangMod	TY1 2072REST HM	104	
20 x 72 Slim-Tilt w/RemMod	TY1 2072REST RM	104	
20 x 72 Fix w/FixLightweightFormMod	TY1 2072REFX XL	93	
20 x 72 Fix w/RemLightweightFormMod	TY1 2072REFX RL	93	
20 x 72 Fold w/RemLightweightFormMod	TY1 2072REFD RL	95	
20 x 72 Slim-Tilt w/RemLightweightFormMod	TY1 2072REST RL	105	
20 x 72 Fix w/FixFormMod	TY1 2072REFX XF	107	

Note: Training tables are often used with lightweight computer accessories. For heavy duty applications, such as large scale computer equipment, multiple monitor mounts, etc., Versteel suggests adding a third leg or stretcher. The price of the 84", 90" and 96" models include a stretcher rail required for additional support. Contact Customer Service if you have specific application concerns or questions.

To Order, Specify...

- 1 Model Number
- 2 Top Material
- 3 Edge Style and Thickness
- 4 Edge Color
- 5 Base Color
- 6 Additional Options



Base Options	Code	Price
Alternate Table Height 32" & Under.....	BAH	\$ 100
Alternate Table Height 32" & Over.....	BSP	\$ call
Base Glides (subtract \$30 list per table).....	GLD02	\$ -30
Stretcher Rail (Fix/tilt) Finish Same as Base.....	BTS	\$ 243

Finish Options		
Chrome.....		\$ 406
Powder Coat, Standard.....		n/c
Powder Coat, Premium.....		\$ 165
Platinum.....		\$ 488

Top Options		
Table Link (all four sides).....	TLK	\$ 251
Table Link (20" ends only).....	TLE	\$ 135
Special Laminate.....	TSP	call
Custom Cutout (per cutout).....	TCC	\$ 120
Laptop Locker (each).....	TLA	\$ 1375
<small>(available on fixed tables only, see page 34 in All Tables Price List for additional information)</small>		
Electronic Lock (per locker).....	TELE	\$ 359
Power Unit (up to 10 lockers sequenced).....	TLPU	\$ 567
<small>(includes 1 key, required for electronic lock)</small>		

Power + Data Options
Please reference the Power + Data Price List

Wire Management Options		
Basket, Modesty Mount.....	WBM	\$ 97
Basket, Under Top Mount.....	WBT	\$ 97
Cable Hook Legway.....	WCK	\$ 119
1 Oval Brush Grommet, Location A.....	WOA	\$ 97
2 Oval Brush Grommets, Location E.....	WOE	\$ 194
1 Oval Brush Grommet, Provide Location Print.....	WOG	\$ 97
1 Round Grommet, Location A.....	WRA	\$ 76
2 Round Grommets, Location E.....	WRE	\$ 152
1 Round Grommet, Provide Location Print.....	WRG	\$ 76

Accessories		
Keyboard Platform w/Mouse Surface.....	AKP27M	\$ 760
CPU Holder (3" - 9" adjustment).....	ACPU3-9F	\$ 237
CPU Holder (5" - 8" adjustment).....	ACPU5-8F	\$ 155
CPU Holder (3" - 5" adjustment).....	ACPU3F	\$ 155
Table Floor Mount Bracket Set.....	AFB	\$ 57



Questions?

800 876 2120

top >
edge >

edge ordering code (radius corner) >
or
edge ordering code (square corner) >
top thickness >

edge ordering code (radius corner) >
or
edge ordering code (square corner) >
top thickness >

Laminate PVC	Laminate Wood	Laminate Soft PVC	Laminate Urethane/PVC
Flat LP2R or LP2S 1 1/4"	Flat LW2R or LW2S 1 1/4"	Bumper LB2R 1 1/4"	Ergo (user side only) LUPE2R or LUPE2S 1 1/4"
Fluted LPF2R or LPF2S 1 1/4"	Fluted LWF2R or LWF2S 1 1/4"		PVC on remaining sides 1 1/4"
1 1/4"	1 1/4"	1 1/4"	1 1/4"

Base Style Table Description Model # Product Wt



20 x 84 Fix w/FixMod	TYI 2084REFX XM	104	1984	3463	3908
20 x 84 Fix w/RemMod	TYI 2084REFX RM	104	2019	3502	3947
20 x 84 Fold w/RemMod	TYI 2084REFD RM	105	2440	3920	4366
20 x 84 Slim-Tilt w/HangMod	TYI 2084REST HM	116	2366	3846	4289
20 x 84 Slim-Tilt w/RemMod	TYI 2084REST RM	116	2366	3846	4289
20 x 90 Fix w/FixMod	TYI 2090REFX XM	110	2223	3813	4524
20 x 90 Fix w/RemMod	TYI 2090REFX RM	110	2260	3852	4561
20 x 90 Fold w/RemMod	TYI 2090REFD RM	112	2678	4273	4984
20 x 90 Slim-Tilt w/HangMod	TYI 2090REST HM	122	2606	4199	4908
20 x 90 Slim-Tilt w/RemMod	TYI 2090REST RM	122	2606	4199	4908
20 x 96 Fix w/FixMod	TYI 2096REFX XM	116	2223	3813	4524
20 x 96 Fix w/RemMod	TYI 2096REFX RM	116	2260	3852	4561
20 x 96 Fold w/RemMod	TYI 2096REFD RM	118	2678	4273	4984
20 x 96 Slim-Tilt w/HangMod	TYI 2096REST HM	128	2606	4199	4908
20 x 96 Slim-Tilt w/RemMod	TYI 2096REST RM	128	2606	4199	4908

Note: Training tables are often used with lightweight computer accessories. For heavy duty applications, such as large scale computer equipment, multiple monitor mounts, etc., Versteel suggests adding a third leg or stretcher. The price of the 84", 90" and 96" models include a stretcher rail required for additional support. Contact Customer Service if you have specific application concerns or questions.

To Order, Specify...

- 1 Model Number
- 2 Top Material
- 3 Edge Style and Thickness
- 4 Edge Color
- 5 Base Color
- 6 Additional Options



Base Options	Code	Price
Alternate Table Height 32" & Under.....	BAH	\$ 100
Alternate Table Height 32" & Over.....	BSP	\$ call
Base Glides (subtract \$30 list per table)	GLD02	\$ -30

Finish Options		
Chrome		\$ 406
Powder Coat, Standard		n/c
Powder Coat, Premium.....		\$ 165
Platinum.....		\$ 488

Top Options		
Table Link (all four sides)	TLK	\$ 251
Table Link (20" ends only)	TLE	\$ 135
Special Laminate.....	TSP	call
Custom Cutout (per cutout)	TCC	\$ 120
Laptop Locker (each).....	TLA	\$ 1375
(available on fixed tables only, see page 34 in All Tables Price List for additional information)		
Electronic Lock (per locker).....	TLEL	\$ 359
Power Unit (up to 10 lockers sequenced).....	TLPU	\$ 567
(includes 1 key, required for electronic lock)		

Power + Data Options
Please reference the Power + Data Price List

Wire Management Options		
Basket, Modesty Mount.....	WBM	\$ 97
Basket, Under Top Mount.....	WBT	\$ 97
Cable Hook Legway	WCK	\$ 119
1 Oval Brush Grommet, Location A.....	WOA	\$ 97
2 Oval Brush Grommets, Location E.....	WOE	\$ 194
1 Oval Brush Grommet, Provide Location Print.....	WOG	\$ 97
1 Round Grommet, Location A.....	WRA	\$ 76
2 Round Grommets, Location E.....	WRE	\$ 152
1 Round Grommet, Provide Location Print	WRG	\$ 76

Accessories		
Keyboard Platform w/Mouse Surface	AKP27M	\$ 760
CPU Holder (3" - 9" adjustment)	ACPU3-9F	\$ 237
CPU Holder (5" - 8" adjustment).....	ACPU5-8F	\$ 155
CPU Holder (3" - 5" adjustment).....	ACPU3F	\$ 155
Table Floor Mount Bracket Set.....	AFB	\$ 57



Questions?

800 876 2120

Overlapping Folding Bases

top >
edge >

edge ordering code (radius corner) >
or
edge ordering code (square corner) >
top thickness >

edge ordering code (radius corner) >
or
edge ordering code (square corner) >
top thickness >

Laminate PVC	Laminate Wood	Laminate Soft PVC	Laminate Urethane/PVC
Flat LP2R or LP2S 1 1/4"	Flat LW2R or LW2S 1 1/4"	Bumper LB2R 1 1/4"	Ergo (user side only) LUPE2R or LUPE2S 1 1/4"
Fluted LPF2R or LPF2S 1 1/4"	Fluted LWF2R or LWF2S 1 1/4"		PVC on remaining sides 1 1/4"
1 1/4"	1 1/4"	1 1/4"	1 1/4"

Base Style	Table Description	Model #	Product Wt
	24 x 48 Fix w/FixMod	TYI 2448REFX XM	76
	24 x 48 Fix w/RemMod	TYI 2448REFX RM	76
	24 x 48 Fold <input checked="" type="checkbox"/> w/RemMod	TYI 2448REFO RM	80
	24 x 48 Slim-Tilt w/HangMod	TYI 2448REST HM	88
	24 x 48 Slim-Tilt w/RemMod	TYI 2448REST RM	88
	24 x 48 Fix w/FixLightweightFormMod	TYI 2448REFX XL	76
	24 x 48 Fix w/RemLightweightFormMod	TYI 2448REFX RL	76
	24 x 48 Fold <input checked="" type="checkbox"/> w/RemLightweightFormMod	TYI 2448REFO RL	80
	24 x 48 Slim-Tilt w/RemLightweightFormMod	TYI 2448REST RL	88
	24 x 48 Fix w/FixFormMod	TYI 2448REFX XF	76
	24 x 60 Fix w/FixMod	TYI 2460REFX XM	89
	24 x 60 Fix w/RemMod	TYI 2460REFX RM	89
	24 x 60 Fold w/RemMod	TYI 2460REFD RM	93
	24 x 60 Fold w/FoldMod	TYI 2460REFD FM	93
	24 x 60 Slim-Tilt w/HangMod	TYI 2460REST HM	101
	24 x 60 Slim-Tilt w/RemMod	TYI 2460REST RM	101
	24 x 60 Fix w/FixLightweightFormMod	TYI 2460REFX XL	88
	24 x 60 Fix w/RemLightweightFormMod	TYI 2460REFX RL	88
	24 x 60 Fold w/RemLightweightFormMod	TYI 2460REFD RL	92
	24 x 60 Slim-Tilt w/RemLightweightFormMod	TYI 2460REST RL	100
24 x 60 Fix w/FixFormMod	TYI 2460REFX XF	101	
24 x 60 Fold w/FoldFormMod	TYI 2460REFD FF	105	

Note: Training tables are often used with lightweight computer accessories. For heavy duty applications, such as large scale computer equipment, multiple monitor mounts, etc., Versteel suggests adding a third leg or stretcher. The price of the 84", 90" and 96" models include a stretcher rail required for additional support. Contact Customer Service if you have specific application concerns or questions.

To Order, Specify...

- 1 Model Number
- 2 Top Material
- 3 Edge Style and Thickness
- 4 Edge Color
- 5 Base Color
- 6 Additional Options



Base Options	Code	Price
Alternate Table Height 32" & Under.....	BAH	\$ 100
Alternate Table Height 32" & Over.....	BSP	\$ call
Base Glides (subtract \$30 list per table).....	GLD02	\$ -30
Stretcher Rail (Fix) Finish Same as Base.....	BTS	\$ 243

Finish Options		
Chrome		\$ 406
Powder Coat, Standard		n/c
Powder Coat, Premium.....		\$ 165
Platinum.....		\$ 488

Top Options		
Table Link (all four sides)	TLK	\$ 251
Table Link (24" ends only)	TLE	\$ 135
Special Laminate.....	TSP	call
Custom Cutout (per cutout)	TCC	\$ 120
Laptop Locker (each).....	TLA	\$ 1375
<small>(available on fixed tables only, see page 34 in All Tables Price List for additional information)</small>		
Electronic Lock (per locker).....	TELE	\$ 359
Power Unit (up to 10 lockers sequenced).....	TLPU	\$ 567
<small>(includes 1 key, required for electronic lock)</small>		

Power + Data Options
Please reference the Power + Data Price List

Wire Management Options		
Basket, Modesty Mount.....	WBM	\$ 97
Basket, Under Top Mount.....	WBT	\$ 97
Cable Hook Legway	WCK	\$ 119
1 Oval Brush Grommet, Location A.....	WOA	\$ 97
2 Oval Brush Grommets, Location E.....	WOE	\$ 194
1 Oval Brush Grommet, Provide Location Print.....	WOG	\$ 97
1 Round Grommet, Location A.....	WRA	\$ 76
2 Round Grommets, Location E.....	WRE	\$ 152
1 Round Grommet, Provide Location Print	WRG	\$ 76

Accessories		
Keyboard Platform w/Mouse Surface	AKP27M	\$ 760
CPU Holder (3" - 9" adjustment)	ACPU3-9F	\$ 237
CPU Holder (5" - 8" adjustment).....	ACPU5-8F	\$ 155
CPU Holder (3" - 5" adjustment).....	ACPU3F	\$ 155
Table Floor Mount Bracket Set.....	AFB	\$ 57



Questions?

800 876 2120

top >
edge >

edge ordering code (radius corner) >
or
edge ordering code (square corner) >
top thickness >

edge ordering code (radius corner) >
or
edge ordering code (square corner) >
top thickness >

Laminate PVC	Laminate Wood	Laminate Soft PVC	Laminate Urethane/PVC
Flat LP2R or LP2S 1 1/4"	Flat LW2R or LW2S 1 1/4"	Bumper LB2R 1 1/4"	Ergo (user side only) LUPE2R or LUPE2S 1 1/4"
Fluted LPF2R or LPF2S 1 1/4"	Fluted LWF2R or LWF2S 1 1/4"		PVC on remaining sides 1 1/4"
1 1/4"	1 1/4"	1 1/4"	1 1/4"

Base Style Table Description Model # Product Wt



24 x 72 Fix w/FixMod	TYI 2472REFX XM	103	1792	3059	3421
24 x 72 Fix w/RemMod	TYI 2472REFX RM	103	1837	3105	3463
24 x 72 Fold w/RemMod	TYI 2472REFD RM	107	2259	3525	3882
24 x 72 Slim-Tilt w/HangMod	TYI 2472REST HM	115	2183	3450	3807
24 x 72 Slim-Tilt w/RemMod	TYI 2472REST RM	115	2183	3450	3807
24 x 72 Fix w/FixLightweightFormMod	TYI 2472REFX XL	103	1837	2427	3463
24 x 72 Fix w/RemLightweightFormMod	TYI 2472REFX RL	103	1837	2427	3463
24 x 72 Fold w/RemLightweightFormMod	TYI 2472REFD RL	107	2259	2848	3882
24 x 72 Slim-Tilt w/RemLightweightFormMod	TYI 2472REST RL	115	2183	2771	3807
24 x 72 Fix w/FixFormMod	TYI 2472REFX XF	118	2027	2616	3653
24 x 84 Fix w/FixMod	TYI 2484REFX XM	116	1984	3463	3908
24 x 84 Fix w/RemMod	TYI 2484REFX RM	116	2019	3502	3947
24 x 84 Fold w/RemMod	TYI 2484REFD RM	120	2440	3920	4366
24 x 84 Slim-Tilt w/HangMod	TYI 2484REST HM	136	2366	3846	4289
24 x 84 Slim-Tilt w/RemMod	TYI 2484REST RM	136	2366	3846	4289
24 x 90 Fix w/FixMod	TYI 2490REFX XM	124	2223	3813	4524
24 x 90 Fix w/RemMod	TYI 2490REFX RM	124	2260	3852	4561
24 x 90 Fold w/RemMod	TYI 2490REFD RM	128	2678	4273	4984
24 x 90 Slim-Tilt w/HangMod	TYI 2490REST HM	136	2606	4199	4908
24 x 90 Slim-Tilt w/RemMod	TYI 2490REST RM	136	2606	4199	4908
24 x 96 Fix w/FixMod	TYI 2496REFX XM	130	2223	3813	4524
24 x 96 Fix w/RemMod	TYI 2496REFX RM	130	2260	3852	4561
24 x 96 Fold w/RemMod	TYI 2496REFD RM	134	2678	4273	4984
24 x 96 Slim-Tilt w/HangMod	TYI 2496REST HM	142	2606	4199	4908
24 x 96 Slim-Tilt w/RemMod	TYI 2496REST RM	142	2606	4199	4908

Note: Training tables are often used with lightweight computer accessories. For heavy duty applications, such as large scale computer equipment, multiple monitor mounts, etc., Versteel suggests adding a third leg or stretcher. The price of the 84", 90" and 96" models include a stretcher rail required for additional support. Contact Customer Service if you have specific application concerns or questions.

To Order, Specify...

- 1 Model Number
- 2 Top Material
- 3 Edge Style and Thickness
- 4 Edge Color
- 5 Base Color
- 6 Additional Options



Base Options	Code	Price
Alternate Table Height 32" & Under.....	BAH	\$ 100
Alternate Table Height 32" & Over.....	BSP	\$ call
Base Glides (subtract \$30 list per table).....	GLD02	\$ -30
Stretcher Rail (Fix) Finish Same as Base.....	BTS	\$ 243

Finish Options		
Chrome		\$ 406
Powder Coat, Standard		n/c
Powder Coat, Premium.....		\$ 165
Platinum.....		\$ 488

Top Options		
Table Link (all four sides)	TLK	\$ 251
Table Link (24" ends only)	TLE	\$ 135
Special Laminate.....	TSP	call
Custom Cutout (per cutout)	TCC	\$ 120
Laptop Locker (each).....	TLA	\$ 1375
<small>(available on fixed tables only, see page 34 in All Tables Price List for additional information)</small>		
Electronic Lock (per locker).....	TELE	\$ 359
Power Unit (up to 10 lockers sequenced).....	TLPU	\$ 567
<small>(includes 1 key, required for electronic lock)</small>		

Power + Data Options
Please reference the Power + Data Price List

Wire Management Options		
Basket, Modesty Mount.....	WBM	\$ 97
Basket, Under Top Mount.....	WBT	\$ 97
Cable Hook Legway	WCK	\$ 119
1 Oval Brush Grommet, Location A.....	WOA	\$ 97
2 Oval Brush Grommets, Location E.....	WOE	\$ 194
1 Oval Brush Grommet, Provide Location Print.....	WOG	\$ 97
1 Round Grommet, Location A.....	WRA	\$ 76
2 Round Grommets, Location E.....	WRE	\$ 152
1 Round Grommet, Provide Location Print	WRG	\$ 76

Accessories		
Keyboard Platform w/Mouse Surface	AKP27M	\$ 760
CPU Holder (3" - 9" adjustment)	ACPU3-9F	\$ 237
CPU Holder (5" - 8" adjustment).....	ACPU5-8F	\$ 155
CPU Holder (3" - 5" adjustment).....	ACPU3F	\$ 155
Table Floor Mount Bracket Set.....	AFB	\$ 57



Questions?

800 876 2120

Overlapping Folding Bases

top >
edge >

edge ordering code (radius corner) >
or
edge ordering code (square corner) >
top thickness >

edge ordering code (radius corner) >
or
edge ordering code (square corner) >
top thickness >

Laminate PVC	Laminate Wood	Laminate Soft PVC	Laminate Urethane/PVC
Flat LP2R or LP2S 1 1/4"	Flat LW2R or LW2S 1 1/4"	Bumper LB2R 1 1/4"	Ergo (user side only) LUPE2R or LUPE2S 1 1/4"
Fluted LPF2R or LPF2S 1 1/4"	Fluted LWF2R or LWF2S 1 1/4"		PVC on remaining sides 1 1/4"
1 1/4"	1 1/4"	1 1/4"	1 1/4"

Base Style	Table Description	Model #	Product Wt
<p>1</p>	30 x 48 Fix w/FixMod	TYI 3048REFX XM	87
	30 x 48 Fix w/RemMod	TYI 3048REFX RM	87
	30 x 48 Fold <input checked="" type="checkbox"/> w/RemMod	TYI 3048REFO RM	91
	30 x 48 Slim-Tilt w/HangMod	TYI 3048REST HM	99
	30 x 48 Slim-Tilt w/RemMod	TYI 3048REST RM	99
	30 x 48 Fix w/FixLightweightFormMod	TYI 3048REFX XL	87
	30 x 48 Fix w/RemLightweightFormMod	TYI 3048REFX RL	87
	30 x 48 Fold <input checked="" type="checkbox"/> w/RemLightweightFormMod	TYI 3048REFO RL	91
	30 x 48 Slim-Tilt w/RemLightweightFormMod	TYI 3048REST RL	99
	30 x 48 Fix w/FixFormMod	TYI 3048REFX XF	87
	30 x 60 Fix w/FixMod	TYI 3060 REF X XM	102
	30 x 60 Fix w/RemMod	TYI 3060REFX RM	102
	30 x 60 Fold w/RemMod	TYI 3060REFD RM	106
	30 x 60 Fold w/FoldMod	TYI 3060REFD FM	106
	30 x 60 Slim-Tilt w/HangMod	TYI 3060REST HM	114
	30 x 60 Slim-Tilt w/RemMod	TYI 3060REST RM	114
	30 x 60 Fix w/FixLightweightFormMod	TYI 3060REFX XL	102
	30 x 60 Fix w/RemLightweightFormMod	TYI 3060REFX RL	102
	30 x 60 Fold w/RemLightweightFormMod	TYI 3060REFD RL	106
	30 x 60 Slim-Tilt w/RemLightweightFormMod	TYI 3060REST RL	114
	30 x 60 Fix w/FixFormMod	TYI 3060REFX XF	114
	30 x 60 Fold w/FoldFormMod	TYI 3060REFD FF	118

Note: Training tables are often used with lightweight computer accessories. For heavy duty applications, such as large scale computer equipment, multiple monitor mounts, etc., Versteel suggests adding a third leg or stretcher. The price of the 84", 90" and 96" models include a stretcher rail required for additional support. Contact Customer Service if you have specific application concerns or questions.

To Order, Specify...

- 1 Model Number
- 2 Top Material
- 3 Edge Style and Thickness
- 4 Edge Color
- 5 Base Color
- 6 Additional Options



Base Options	Code	Price
Alternate Table Height 32" & Under.....	BAH	\$ 100
Alternate Table Height 32" & Over.....	BSP	\$ call
Base Glides (subtract \$30 list per table).....	GLD02	\$ -30
Stretcher Rail (Fix) Finish Same as Base.....	BTS	\$ 243

Finish Options		
Chrome		\$ 406
Powder Coat, Standard		n/c
Powder Coat, Premium.....		\$ 165
Platinum.....		\$ 488

Top Options		
Table Link (all four sides)	TLK	\$ 251
Table Link (30" ends only)	TLE	\$ 135
Special Laminate.....	TSP	call
Custom Cutout (per cutout)	TCC	\$ 120
Laptop Locker (each).....	TLA	\$ 1375
<small>(available on fixed tables only, see page 34 in All Tables Price List for additional information)</small>		
Electronic Lock (per locker).....	TELE	\$ 359
Power Unit (up to 10 lockers sequenced).....	TLPU	\$ 567
<small>(includes 1 key, required for electronic lock)</small>		

Power + Data Options
Please reference the Power + Data Price List

Wire Management Options		
Basket, Modesty Mount.....	WBM	\$ 97
Basket, Under Top Mount.....	WBT	\$ 97
Cable Hook Legway	WCK	\$ 119
1 Oval Brush Grommet, Location A.....	WOA	\$ 97
2 Oval Brush Grommets, Location E.....	WOE	\$ 194
1 Oval Brush Grommet, Provide Location Print.....	WOG	\$ 97
1 Round Grommet, Location A.....	WRA	\$ 76
2 Round Grommets, Location E.....	WRE	\$ 152
1 Round Grommet, Provide Location Print	WRG	\$ 76

Accessories		
Keyboard Platform w/Mouse Surface	AKP27M	\$ 760
CPU Holder (3" - 9" adjustment)	ACPU3-9F	\$ 237
CPU Holder (5" - 8" adjustment).....	ACPU5-8F	\$ 155
CPU Holder (3" - 5" adjustment).....	ACPU3F	\$ 155
Table Floor Mount Bracket Set.....	AFB	\$ 57



Questions?

800 876 2120

top >
edge >

edge ordering code (radius corner) >
or
edge ordering code (square corner) >
top thickness >

edge ordering code (radius corner) >
or
edge ordering code (square corner) >
top thickness >

Laminate PVC	Laminate Wood	Laminate Soft PVC	Laminate Urethane/PVC
Flat LP2R or LP2S 1 1/4"	Flat LW2R or LW2S 1 1/4"	Bumper LB2R 1 1/4"	Ergo (user side only) LUPE2R or LUPE2S 1 1/4"
Fluted LPF2R or LPF2S 1 1/4"	Fluted LWF2R or LWF2S 1 1/4"		PVC on remaining sides 1 1/4"
1 1/4"	1 1/4"	1 1/4"	1 1/4"

Base Style	Table Description	Model #	Product Wt
<p>1</p>	30 x 72 Fix w/FixMod	TY1 3072REFX XM	119
	30 x 72 Fix w/RemMod	TY1 3072REFX RM	119
	30 x 72 Fold w/RemMod	TY1 3072REFD RM	123
	30 x 72 Fold w/FoldMod	TY1 3072REFD FM	123
	30 x 72 Slim-Tilt w/HangMod	TY1 3072REST HM	131
	30 x 72 Slim-Tilt w/RemMod	TY1 3072REST RM	131
	30 x 72 Fix w/FixLightweightFormMod	TY1 3072REFX XL	119
	30 x 72 Fix w/RemLightweightFormMod	TY1 3072REFX RL	119
	30 x 72 Fold w/RemLightweightFormMod	TY1 3072REFD RL	123
	30 x 72 Slim-Tilt w/RemLightweightFormMod	TY1 3072REST RL	131
	30 x 72 Fix w/FixFormMod	TY1 3072REFX XF	133
	30 x 84 Fix w/FixMod	TY1 3084REFX XM	134
	30 x 84 Fix w/RemMod	TY1 3084REFX RM	134
	30 x 84 Fold w/RemMod	TY1 3084REFD RM	138
	30 x 84 Slim-Tilt w/HangMod	TY1 3084REST HM	146
	30 x 84 Slim-Tilt w/RemMod	TY1 3084REST RM	146
	30 x 90 Fix w/FixMod	TY1 3090REFX XM	143
	30 x 90 Fix w/RemMod	TY1 3090REFX RM	143
	30 x 90 Fold w/RemMod	TY1 3090REFD RM	147
	30 x 90 Slim-Tilt w/HangMod	TY1 3090REST HM	155
	30 x 90 Slim-Tilt w/RemMod	TY1 3090REST RM	155
	30 x 96 Fix w/FixMod	TY13096REFX XM	151
	30 x 96 Fix w/RemMod	TY1 3096REFX RM	151
	30 x 96 Fold w/RemMod	TY1 3096REFD RM	155
	30 x 96 Slim-Tilt w/HangMod	TY1 3096REST HM	163
	30 x 96 Slim-Tilt w/RemMod	TY1 3096REST RM	163

Note: Training tables are often used with lightweight computer accessories. For heavy duty applications, such as large scale computer equipment, multiple monitor mounts, etc., Versteel suggests adding a third leg or stretcher. The price of the 84", 90" and 96" models include a stretcher rail required for additional support. Contact Customer Service if you have specific application concerns or questions.

To Order, Specify...

- 1 Model Number
- 2 Top Material
- 3 Edge Style and Thickness
- 4 Edge Color
- 5 Base Color
- 6 Additional Options



Base Options	Code	Price
Alternate Table Height 32" & Under.....	BAH	\$ 100
Alternate Table Height 32" & Over.....	BSP	\$ call
Base Glides (subtract \$30 list per table).....	GLD02	\$ -30
Stretcher Rail (Fix) Finish Same as Base.....	BTS	\$ 243

Finish Options		
Chrome		\$ 406
Powder Coat, Standard		n/c
Powder Coat, Premium.....		\$ 165
Platinum.....		\$ 488

Top Options		
Table Link (all four sides)	TLK	\$ 251
Table Link (30" ends only)	TLE	\$ 135
Special Laminate.....	TSP	call
Custom Cutout (per cutout)	TCC	\$ 120
Laptop Locker (each).....	TLA	\$ 1375
<small>(available on fixed tables only, see page 34 in All Tables Price List for additional information)</small>		
Electronic Lock (per locker).....	TELE	\$ 359
Power Unit (up to 10 lockers sequenced).....	TLPU	\$ 567
<small>(includes 1 key, required for electronic lock)</small>		

Power + Data Options
Please reference the Power + Data Price List

Wire Management Options		
Basket, Modesty Mount.....	WBM	\$ 97
Basket, Under Top Mount.....	WBT	\$ 97
Cable Hook Legway	WCK	\$ 119
1 Oval Brush Grommet, Location A.....	WOA	\$ 97
2 Oval Brush Grommets, Location E.....	WOE	\$ 194
1 Oval Brush Grommet, Provide Location Print.....	WOG	\$ 97
1 Round Grommet, Location A.....	WRA	\$ 76
2 Round Grommets, Location E.....	WRE	\$ 152
1 Round Grommet, Provide Location Print	WRG	\$ 76

Accessories		
Keyboard Platform w/Mouse Surface	AKP27M	\$ 760
CPU Holder (3" - 9" adjustment)	ACPU3-9F	\$ 237
CPU Holder (5" - 8" adjustment).....	ACPU5-8F	\$ 155
CPU Holder (3" - 5" adjustment).....	ACPU3F	\$ 155
Table Floor Mount Bracket Set.....	AFB	\$ 57

**Tops**

Uno² Training tables are available with rectangle shape tops ranging from 18" to 30" wide and 48" to 96" in length. The 1¼" laminate tops can be specified with several edge details. Tables with a 1¾" edge thickness can be specified with a flat or fluted PVC edge with square or radius corners.

Bases

Fixed and tilt bases are all standard with nylon adjustable glides. Bases are inset from the edge of the table to allow for additional leg room.

Modesty Panels

All Uno² training tables are standard with modesty panels. Refer to the Modesty Panel Construction Specifications page and the individual pricing pages for additional information.

Power + Data

To complete your specification, power and data, along with wire management options, can be added to your table. Refer to the Power + Data Price List.

NOTE EXCLUSIONS REGARDING EDGE THICKNESS, BASE FUNCTIONS AND HEIGHT MAY APPLY, REFER TO INDIVIDUAL PRICING PAGES FOR COMPLETE PRODUCT OFFERING

Laminate Standard Core Construction

The standard top construction consists of 45-50 lb particleboard, surfaced with a high pressure laminate face. A backer sheet is laminated to the underside of the top. Tops are shipped pre-drilled for field installation of bases and accessories.



PVC Flat or Fluted Edge

Edge of 2mm PVC hot melt banded to the top with 1/8" radius at the top and bottom. Available with 1 1/2" radius corners or square corners.



Offered in twenty-one (21) standard colors.



Wood Flat or Fluted Edge

Wood banding hot melt banded to the top with 1/8" radius at the top and bottom. Available with 1 1/2" radius corners or square corners.



Offered in Ash, Cherry, Maple or Walnut materials.



Reverse Bevel Acrylic

Edge of 2mm acrylic edge banding hot melt banded to MDF core. A reverse bevel is then cut into the edge exposing the MDF on the reverse bevel. The MDF is then clear coated.

Shipping Schedule

Standard Items

Laminate, PVC Edge	3-5 WEEKS
Laminate, Wood Edge	3-5 WEEKS
Laminate, Reverse Bevel Acrylic Edge	3-5 WEEKS

Contact Versteel Customer Service for special lead time requests.

BIFMA

All Versteel products are constructed to pass the relevant ANSI/BIFMA standards. For more detailed specifications by series and base style, contact Versteel Customer Service at 800.876.2120.

Additional information regarding warranty, terms and conditions, shipping, care and maintenance, etc. can be found in the All Tables price list.

Laminate Modesty, General Core Construction

The modesty panel is constructed of 7/8" thick, 45-50 lb. medium density particle board surfaced with high pressure laminate face on both sides. See individual styles below for panel heights per series. Modesty panel extends the length of the top and is located along the front edge of the table for maximum leg and knee clearance.

Fixed Modesty (FixMod XM)

The Fixed Modesty panel is mounted to the top with screws through steel brackets and must be field installed into pre-drilled positions in the top. Panel is 10" high with the following exceptions: Eliga (E1 bases) 7", Paces and Vela 8". All mounting hardware is packed with the modesty panel. Finish details match the top unless specified differently.

Removable Modesty (RemMod RM)

The Removable Modesty panel slides into heavy duty steel brackets that are mounted to the top. Simply tighten the handwheels to keep the modesty panel in position or loosen to remove the panel. For storage, the modesty attachment pins can be rotated 90° to prevent marring of the top surfaces. Panel is 10" high with the following exceptions: Eliga (E1 bases) 7", Paces and Vela 8". Finish details match the top unless specified differently.

**Hanging Modesty (HangMod HM)**

The hanging modesty is mounted to the top with a metal hinge that is factory installed. This mechanism pivots if the table is tilted to allow for a 90 degree slim-tilt. All hanging modesty panels are 8 1/2" high. Finish details match the top unless specified differently.

**Form Metal Modesty, General Construction**

The modesty panel is constructed with an aluminum extruded back panel and a perforated hinged steel door. There are three (3) separate unobstructed channels that allow the routing of power and data cables, with a wire exit on the back for the top and middle channel. The Form Modesty panel is 10" high and extends the length of the top. The Form Modesty panel is located along the front edge of the table for maximum leg and knee clearance. Accessory end cap trim kit available.

NOTE RADIUS CORNERS ARE NOT RECOMMENDED ON THE TABLE TOP WHEN A FORM MODESTY IS SPECIFIED

Fixed Form Modesty (FixFormMod XFS)

The Fixed Form Modesty panel is mounted to the top with screws through steel brackets. The fixed modesty panel must be field installed into pre-drilled positions in the top. All mounting hardware is packed with the modesty panel. Extruded back panel is black with powder coat options for the perforated steel door. Powder coat finish on perforated door matches the base finish unless specified differently. Transparent powder coat finishes are not available. The panel will be square with square holes.

NOTE RADIUS CORNERS ARE NOT RECOMMENDED ON THE TABLE TOP WHEN A FORM MODESTY IS SPECIFIED



Fixed Lightweight Form Modesty**(FixLightweightFormMod XLS)**

The Fixed Lightweight Form Modesty panel is a lightweight version of the Versteel Form Modesty. It is a formed steel perforated panel that is mounted to the top with screws through steel brackets. It must be field installed into pre-drilled positions in the top. A deep channel in the back of the panel allows for the routing of power and data cables inside of the modesty. Mounting hardware is packed with the modesty panel. Powder coat finish on the perforated panel matches the base finish unless specified differently. Transparent powder coat finishes are not available. The panel will be square with square holes.

NOTE RADIUS CORNERS ARE NOT RECOMMENDED ON THE TABLE TOP WHEN A FORM MODESTY IS SPECIFIED

Removable Lightweight Form Modesty**(RemLightweightFormMod RLS)**

The Removable Lightweight Form Modesty panel slides into heavy duty steel brackets that are mounted to the top. Simply tighten the handwheels to secure the modesty in position or loosen them to remove the panel. Powder coat finish on the perforated panel matches the base finish unless specified differently. Transparent powder coat finishes are not available. The panel will be square with square holes.

NOTE RADIUS CORNERS ARE NOT RECOMMENDED ON THE TABLE TOP WHEN A FORM MODESTY IS SPECIFIED



Training Tables

Uno²
How To Order

VERSTEEL

To Order, Specify...

- 1 Model Number, include top and edge style
- 2 Top Material
 - a. Laminate manufacturer and color
 - b. Veneer species and finish color
- 3 Edge Color
- 4 Base Color
- 5 Additional Options

base model							finish selections			options
US	TT1	2460	RE	FX	XLS	LP2S	TW 4867-60	CNIM	PNIM	CAS27
series	base style	top size	top shape	table function	modesty function	top, edge & corner	top laminate manufacture & laminate code	edge color	base color	base options

A **USTT1 2460REFX XLS LP2S** is an Uno² series 24" x 60" rectangle training table with fixed T1 bases, a fixed square lightweight form modesty with square holes and a laminate 1 1/2" thick top with a PVC edge and square corners.

The codes **TW 4867-60 / CNIM / PNIM** specify a Wilsonart 4867-60 Shadow Zephyr laminate, Nimbus PVC edge and Nimbus bases.

Model Number **USTT1 2460REFX XLS**



Orders may be sent via

Mailing Address

Versteel
2332 Cathy Lane
Jasper IN 47546

Contact Versteel

Email contact@versteel.com
Phone 800 876 2120
812 634 2120
Fax 812 482 9318

Laminate

Versteel's standard offering of laminates includes over 900 laminates from Formica, Nevamar, Pionite and Wilsonart.

Laminate manufacturers change standard offerings frequently, making it possible a standard product can become unavailable. Versteel cannot be responsible for any inconvenience this may cause.

PVC Edge Colors

Absolute AcajouCABA	PearlCPEA
AlloyCALY	PlatinumCPLA
CarbonCCAR	Pralines & CreamCPRC
ChampagneCCHA	ShadowCSHA
CoconutCCOC	SnowCSNO
EbonyCEBO	StoneCSTO
Florence WalnutCFLW	StormCSTM
FossilCFOS	WhisperCWHI
GraphiteCGRA	White LinenCWHL
GreyCGRE		
Kensington MapleCKEM		
NimbusCNIM		

Wood Edge Species

AshA01	Maple	M01
CherryC01	Walnut	W01

Wood Edge Finishes

Ash

BeachWBEA	FogWFOG
ChestnutWCHE	PebbleWPEB
DriftWDRI	WhisperWWHI
FawnWFAW		

Cherry

Blossom CherryWBLC	Java CherryWJAC
Cordovan CherryWCNC	Millwork CherryWMWC
Golden CherryWGNC		

Maple

Caramel MapleWCMM	Sugar MapleWSUM
Solar MapleWSLM		

Walnut

Brighton WalnutWBRW	Natural WalnutWNAW
Espresso WalnutWESW		

Studio Steel®

Versteel's "urban fabrication" process leaves the telltale signs of welding and assembly on the surface, highlighting a manufacturing aesthetic. Choosing a clear or transparent powder coat is recommended, allowing tonal striations (created as a result of extreme heat), natural textures, and the inherent qualities of raw steel to show through.

Studio Steel Process \$165

Powder Coat Finishes

All powder coat finishes in the Versteel offering have been formulated with the use of epoxy, polyester or epoxy and polyester blends to maximize the finish durability.

Powder Coat Finish Options

Powder Coat - Standard n/c
 Powder Coat - Premium (Hope) \$165
 Powder Coat - Premium (Platinum) \$488

Powder Coat Colors

AlloyPALY	MintPMNT
AmethystPAME	NavyPNAV
AnthracitePANT	NimbusPNIM
Black AnodizedPBLA	NutmegPNUT
BronzePBRO	◆ PacificPPAC
CalypsoPCAL	PearlPPEA
CarbonPCAR	PebblePPEB
ChampagnePCHA	Ⓟ PlatinumPPLA
CoconutPCOC	PoppyPPOP
◆ CopperPCOP	◆ RavenPRAV
CrimsonPCRI	RoyalPROY
◆ CrystalPCRY	SeasidePSEA
DaffodilPDAF	ShipyardsPSHI
EbonyPEBO	SilverPSIL
ForestPFOR	SnowPSNO
FossilPFOS	StonePSTO
◆ GarnetPGAR	StormPSTM
◆ GoldPGOL	Terra CottaPTEC
GraphitePGRA	WhisperPWHI
Ⓟ HopePHOP	White LinenPWHL
Kelly GreenPKEG	Powder Coat Alternative .	.OPA
◆ MattePMAT		
MicaPMIC		

Transparent Powder Coats (indicated by ◆)

Please note that the transparent characteristics of these powders allow all natural welds and textures inherent to raw steel to be visible. Not available for application on flat sheet metal surfaces found on Brattice disc bases or Form Modesty panels.

Premium Powder Coats (indicated by Ⓟ)

Versteel's premium process uses specially formulated powder coats for a truly unique color palette.

Chrome

Versteel applies a deep luster chrome plated finish. Chrome is the most durable finish available. Specify Chrome and add \$649 list per table.

Chrome ECHR

Nickel

Versteel applies a nickel plated finish with a clear coat applied for durability. Specify Nickel and add \$710 list per table.

Nickel ENKL

Finish Reference & Samples

For finish color reference, please refer to our website. Contact Versteel Customer Service to receive actual color samples for color matches and final color approval.

Special Laminate**Call for quotation**

Specify code **TSP** (*Special Laminate*), indicate the quoted charges per table

Special laminates and patterns can be specified as an option. To specify, contact Versteel Customer Service for availability and pricing.

NOTE LAMINATES IN STANDARD COLORS AND TEXTURES FROM FORMICA, NEVAMAR, PIONITE AND WILSONART ARE STANDARD

CAUTION LAMINATE MANUFACTURERS CHANGE STANDARD OFFERINGS FREQUENTLY, MAKING IT POSSIBLE A STANDARD PRODUCT CAN BECOME UNAVAILABLE. VERSTEEL CANNOT BE RESPONSIBLE FOR ANY INCONVENIENCE THIS MAY CAUSE.

Custom PVC Color Match**Call for quotation / one time charge per color, per order**

Specify code **OCF** (*Custom PVC Color Match*), add cost from Versteel quotation

PVC Color Match can be the selection of a color that is available from a Versteel supplier or a new custom color developed for the order. Minimum footage requirements mean that the amount of material needed for your order will effect the cost.

For PVC Color Matching you must supply a color reference sample. Versteel will review the sample for possible existing colors available and send a sample for customer approval. If no color match exists, a custom match will be developed and sampled for customer approval before a production schedule is established.

Custom Urethane Edge**Call for quotation / one time charge per color, per order**

Specify code **OCU** (*Custom Urethane Color Match*), add cost from Versteel quotation

For Urethane Color Matching you must supply a color reference sample. A custom match will be developed and sampled for customer approval before a production schedule is established.

Powder Coat Alternative**Call for quotation**

Specify code **OPA** (*Powder Coat Alternative*), add cost from Versteel quotation

Powder Coat Alternative is available from Versteel. The entire RAL color reference along with hundreds of other color and finishes are available.

For Powder Coat Alternative matching, you must supply a color reference sample, or an RAL number. Versteel will review the sample for possible existing colors available and send a sample for customer approval. If no color match exists a custom match can be developed. Call Versteel Customer Service for associated upcharges on custom color development.

Stain Finish Match

\$996 / one time charge per finish, per order

Specify code **OSM** (*Stain Finish Match*), add \$996.00 list per finish, per order

Alternative Stain Finishes are available for veneer and wood edged tops.

For Stain Finish Matching you must supply two 4" x 4" finish color and grain reference samples. An expertly finish matched sample will be provided for customer approval.

NOTE CUSTOMS OR ALTERNATIVES MAY AFFECT STANDARD PRODUCTION SCHEDULES

Alternate Table Height 32" and Under**\$100 / table**

Specify code **BAH** (*Alternate Height 32" and under*), indicate desired table height (32" or less), add \$100.00 list per table

Suggested typing height table is 26 ¾"

Suggested wheelchair height table is 32"

Suggested stand up height table is 42"

NOTE FOR OTHER TABLE HEIGHT REQUIREMENTS CONTACT VERSTEEL CUSTOMER SERVICE FOR STRUCTURAL DETAILS, PRICING AND AVAILABILITY

Casters - Dual Wheel, Hard Wheel - Black**\$171 / table**

Specify code **CAS27** (*Casters, Dual Wheel Black, Hard Wheel*), add \$171.00 list per table



Dual wheel 37mm black, hard wheel locking casters are available. Each is fitted into a reinforced caster receiver and must be specified at time of order. Caster option does not change the overall height of the table. See individual product pages for availability.

Casters - Dual Wheel, Soft Wheel - Two-Tone**\$171 / table**

Specify code **CAS28** (*Casters, Dual Wheel Two-Tone Soft Wheel*), add \$171.00 list per table



Dual wheel 37mm black nylon with gray polyurethane soft wheel locking casters are available. Each is fitted into a reinforced caster receiver and must be specified at time of order. Caster option does not change the overall height of the table. See individual product pages for availability.

Mix - Dual Wheel Casters & Glides**\$163 / table**

Specify code **BMD** (*Mix - Dual Wheel Casters & Glides*), add \$163.00 list per table

Tables can be specified with dual wheel, black, standard locking casters on half of the table, with glides on the other half. Each caster is fitted into a reinforced receiver and must be specified at time of order. Mix option does not change the overall height of the table.

Self-Leveling Glides**\$49 / table**

Specify code **GLD04** (*Self-Leveling Glides*), add \$49.00 list per table

Self-Leveling Glides replace standard glides. This option allows the table to automatically compensate up to ½" for floors that are not level. Self-leveling glides increase overall table height by ¾". See individual product pages for availability.

**Table Floor Mount****\$57 / table**

Specify code **AFB** (*Table Floor Mount Bracket Set*), add \$57.00 list per table

Bracket to slip over the standard table glide and fasten to the floor with fasteners supplied by the installer. Set of four (4) brackets will securely mount the table to the floor to prevent movement.



NOTE NOT AVAILABLE ON BASES WITH CASTERS OR SELF-LEVELING GLIDES

Top Custom Cutout

\$120 / cutout

Specify code **TCC** (Top Custom Cutout), add \$120.00 list per cutout

Top Custom Cutout requires a drawing for production and is subject to approvals.

Table Link

\$251 / table

Specify code **TLK** (Table Link), add \$251.00 list per table

Table Link is for linking Versteel table configurations in typical room situations. Table link will prevent the accidental disconnection of power supply to adjacent tables. Available on tables with PVC, 3mm Wood, Wood Square, Wood Fluted and Ergo user side edge details.



Closed end link brackets are provided for tops without bases or tables with a base that does not allow the table to stand alone.



Table Link - Ends Only

\$135 / table

Specify code **TLE** (Table Link - Ends Only), add \$135.00 list per table

Table Link is for linking Versteel table configurations in typical room situations. Specify Table Link - Ends Only when your configuration requires linking on the table ends only. Available on tables with PVC, 3mm Wood, Wood Square, Wood Fluted and Ergo user side edge details. Table Link - Ends Only is included with electrical package options. This will prevent the accidental disconnection of power supply to adjacent tables.



Laptop Locker

\$1375 / locker

*Fixed tables only (not available on tilt, slim-tilt or folding tables)

Specify code **TLA1** (One Laptop Locker) or code **TLA2** (Two Laptop Lockers) add \$1375.00 list per Laptop Locker.

Indicate Manual Locking Keyed Individually **TMKI**, Manual Locking Keyed Alike **TMKA** or Electronic Locking **TLEL**. Add \$359.00 list per Laptop Locker when Electronic Locking is specified AND **TLPU** (Laptop Locker power unit) which is required for the electronic locking option, add \$567.00 list (Power unit sequences up to 10 lockers, includes 1 key).

The minimum table width available with Laptop Locker is 24".



The minimum table length available with Laptop Locker is 36". The maximum table length available is 96".

2 Laptop Lockers can be installed starting at a table length of 60" or greater (table subject to additional base and/or support base when more than one unit is installed in top greater than or equal to 72").

All lockers to have urethane edge on locker door and top opening. Specify Urethane color when ordering a laptop locker.

Urethane Colors

Alloy UALY	Pearl JUPEA
Ebony UEBO	Stone USTO
Fossil UFOS	Storm USTM
Graphite UGRA	Whisper UWHI
Nimbus UNIM	White Linen UWHL

NOTE LAPTOP LOCKER IS NOT AVAILABLE ON VENEER TOP SURFACES, WOODGRAIN OR DIRECTIONAL PATTERN LAMINATES OR TABLE WITH LIGHTWEIGHT LAMINATE CORE.

For additional questions contact Versteel Customer Service at 800.876.2120.



Questions?

800 876 2120

top >	Laminate PVC	Laminate Wood	Laminate Reverse Bevel
edge >	Flat	Flat	Acrylic
edge ordering code (radius corner) >	LP2R	LP3R	LMRA2R
or	LP2S	LP3S	LMRA2S
edge ordering code (square corner) >	1 1/4"	1 3/4"	1 1/4"
top thickness >			
	Fluted	Fluted	
edge ordering code (radius corner) >	LPF2R	LPF3R	LWF2R
or	LPF2S	LPF3S	LWF2S
edge ordering code (square corner) >	1 1/4"	1 3/4"	1 1/4"
top thickness >			
top thickness price >	1 1/4"	1 3/4"	1 1/4"

Base Style	Table Description	Model #	Product Wt	1 1/4"	1 3/4"	1 1/4"
	18 x 48 Fix w/FixMod	USTTI 1848REFX XM	70	1408	1524	1913
	18 x 48 Fix w/RemMod	USTTI 1848REFX RM	70	1427	1544	1927
	18 x 48 Slim-Tilt w/HangMod	USTTI 1848REST HM	90	1800	1913	2310
	18 x 48 Fix w/SquareFixLightweightFormMod	USTTI 1848REFX XLS	70	1427	1544	1927
	18 x 48 Fix w/SquareRemLightweightFormMod	USTTI 1848REFX RLS	70	1427	1544	1927
	18 x 48 Fix w/FixFormMod	USTTI 1848REFX XFS	89	1539	1668	1886
	18 x 60 Fix w/FixMod	USTTI 1860REFX XM	90	1621	1696	2344
	18 x 60 Fix w/RemMod	USTTI 1860REFX RM	90	1664	1740	2389
	18 x 60 Slim-Tilt w/HangMod	USTTI 1860REST HM	101	2008	2078	2727
	18 x 60 Fix w/SquareFixLightweightFormMod	USTTI 1860REFX XLS	90	1664	1740	2389
	18 x 60 Fix w/SquareRemLightweightFormMod	USTTI 1860REFX RLS	90	1664	1740	2389
	18 x 60 Fix w/FixFormMod	USTTI 1860REFX XFS	100	1928	2004	2290
	18 x 72 Fix w/FixMod	USTTI 1872REFX XM	113	1756	1859	2856
	18 x 72 Fix w/RemMod	USTTI 1872REFX RM	113	1803	1901	2903
	18 x 72 Slim-Tilt w/HangMod	USTTI 1872REST HM	127	2139	2236	3238
	18 x 72 Fix w/SquareFixLightweightFormMod	USTTI 1872REFX XLS	113	1803	1901	2903
	18 x 72 Fix w/SquareRemLightweightFormMod	USTTI 1872REFX RLS	113	1803	1901	2903
	18 x 72 Fix w/FixFormMod	USTTI 1872REFX XFS	123	1987	2088	2423

Note: Training tables are often used with lightweight computer accessories. For heavy duty applications, such as large scale computer equipment, multiple monitor mounts, etc. Versteel suggests adding a third leg or stretcher. Contact Customer Service if you have specific application concerns or questions.

To Order, Specify...

- 1 Model Number
- 2 Top Material
- 3 Edge Style and Thickness
- 4 Edge Color
- 5 Base Color
- 6 Additional Options



Base Options	Code	Price
Alternate Table Height 32" & Under.....	BAH	\$ 100
Alternate Table Height 32" & Over.....	BSP	\$ call
Casters (4), Dual Wheel Black Hard Wheel.....	CAS27	\$ 171
Casters (4), Dual Wheel Two Tone Soft Wheel.....	CAS28	\$ 171
Mix, Dual Wheel Casters & Glides.....	BMD	\$ 163
Self-Leveling Glides (4).....	GLD04	\$ 49
Stretcher Rail (Fix/Tilt) Finish Same as Base.....	BTS	\$ 243

Finish Options		
Chrome.....		\$ 649
Nickel.....		\$ 710
Powder Coat, Standard.....		n/c
Powder Coat, Premium.....		\$ 165
Platinum.....		\$ 488

Top Options		
Table Link (all four sides).....	TLK	\$ 251
Table Link (18" ends only).....	TLE	\$ 135
Special Laminate.....	TSP	call
Custom Cutout (per cutout).....	TCC	\$ 120

Power + Data Options
Please reference the Power + Data Price List

Wire Management Options		
Basket, Modesty Mount.....	WBM	\$ 97
Basket, Under Top Mount.....	WBT	\$ 97
Wire Metal Legway (each).....	WUL	\$ 64
1 Oval Brush Grommet, Location A.....	WOA	\$ 97
2 Oval Brush Grommets, Location E.....	WOE	\$ 194
1 Oval Brush Grommet, Provide Location Print.....	WOG	\$ 97
1 Round Grommet, Location A.....	WRA	\$ 76
2 Round Grommets, Location E.....	WRE	\$ 152
1 Round Grommet, Provide Location Print.....	WRG	\$ 76

Accessories		
Keyboard Platform w/Mouse Surface.....	AKP27M	\$ 760
CPU Holder (3" - 9" adjustment).....	ACPU3-9F	\$ 237
CPU Holder (5" - 8" adjustment).....	ACPU5-8F	\$ 155
CPU Holder (3" - 5" adjustment).....	ACPU3F	\$ 155
Table Floor Mount Bracket Set.....	AFB	\$ 57



Questions?

800 876 2120

top >	Laminate PVC	Laminate Wood	Laminate Reverse Bevel
edge >	Flat	Flat	Acrylic
edge ordering code (radius corner) >	LP2R	LP3R	LMRA2R
or	LP2S	LP3S	LMRA2S
edge ordering code (square corner) >	1 1/4"	1 3/4"	1 1/4"
top thickness >			
	Fluted	Fluted	
edge ordering code (radius corner) >	LPF2R	LPF3R	LWF2R
or	LPF2S	LPF3S	LWF2S
edge ordering code (square corner) >	1 1/4"	1 3/4"	1 1/4"
top thickness >			
top thickness price >	1 1/4"	1 3/4"	1 1/4"

Base Style	Table Description	Model #	Product Wt	1 1/4"	1 3/4"	1 1/4"
 T1	18 x 84 Fix w/FixMod	USTTI 1884REFX XM	100	2009	2136	2981
	18 x 84 Fix w/RemMod	USTTI 1884REFX RM	100	2035	2165	3002
	18 x 84 Slim-Tilt w/HangMod	USTTI 1884REST HM	111	2397	2517	3394
	18 x 90 Fix w/FixMod	USTTI 1890REFX XM	119	2365	2463	3846
	18 x 90 Fix w/RemMod	USTTI 1890REFX RM	119	2403	2506	3886
	18 x 90 Slim-Tilt w/HangMod	USTTI 1890REST HM	129	2742	2841	4221
	18 x 96 Fix w/FixMod	USTTI 1896REFX XM	121	2365	2463	3846
	18 x 96 Fix w/RemMod	USTTI 1896REFX RM	121	2403	2506	3886
	18 x 96 Slim-Tilt w/HangMod	USTTI 1896REST HM	131	2742	2841	4221

Note: Training tables are often used with lightweight computer accessories. For heavy duty applications, such as large scale computer equipment, multiple monitor mounts, etc. Versteel suggests adding a third leg or stretcher. The price of the 84", 90" and 96" models include a stretcher rail required for additional support. Contact Customer Service if you have specific application concerns or questions.

To Order, Specify...

- 1 Model Number
- 2 Top Material
- 3 Edge Style and Thickness
- 4 Edge Color
- 5 Base Color
- 6 Additional Options



Base Options	Code	Price
Alternate Table Height 32" & Under.....	BAH	\$ 100
Alternate Table Height 32" & Over.....	BSP	\$ call
Self-Leveling Glides (4).....	GLD04	\$ 49
Stretcher Rail (Fix/Tilt) Finish Same as Base.....	BTS	\$ 243

Finish Options		
Chrome		\$ 649
Nickel.....		\$ 710
Powder Coat, Standard		n/c
Powder Coat, Premium.....		\$ 165
Platinum.....		\$ 488

Top Options		
Table Link (all four sides)	TLK	\$ 251
Table Link (18" ends only).....	TLE	\$ 135
Special Laminate.....	TSP	call
Custom Cutout (per cutout)	TCC	\$ 120

Power + Data Options
Please reference the Power + Data Price List

Wire Management Options		
Basket, Modesty Mount.....	WBM	\$ 97
Basket, Under Top Mount.....	WBT	\$ 97
Wire Metal Legway (each).....	WUL	\$ 64
1 Oval Brush Grommet, Location A.....	WOA	\$ 97
2 Oval Brush Grommets, Location E.....	WOE	\$ 194
1 Oval Brush Grommet, Provide Location Print.....	WOG	\$ 97
1 Round Grommet, Location A.....	WRA	\$ 76
2 Round Grommets, Location E.....	WRE	\$ 152
1 Round Grommet, Provide Location Print	WRG	\$ 76

Accessories		
Keyboard Platform w/Mouse Surface	AKP27M	\$ 760
CPU Holder (3" - 9" adjustment)	ACPU3-9F	\$ 237
CPU Holder (5" - 8" adjustment).....	ACPU5-8F	\$ 155
CPU Holder (3" - 5" adjustment).....	ACPU3F	\$ 155
Table Floor Mount Bracket Set.....	AFB	\$ 57



Questions?

800 876 2120

top >
edge >

edge ordering code (radius corner) >
or
edge ordering code (square corner) >
top thickness >

edge ordering code (radius corner) >
or
edge ordering code (square corner) >
top thickness >
top thickness price >

Laminate PVC	Laminate Wood	Laminate Reverse Bevel
Flat LP2R or LP2S 1 1/4" LP3R or LP3S 1 3/4"	Flat LW2R or LW2S 1 1/4"	Acrylic LMRA2R or LMRA2S 1 1/4"
Fluted LPF2R or LPF2S 1 1/4" LPF3R or LPF3S 1 3/4"	Fluted LWF2R or LWF2S 1 1/4"	
1 1/4"	1 3/4"	1 1/4"

Base Style	Table Description	Model #	Product Wt
------------	-------------------	---------	------------

	24 x 48 Fix w/FixMod	USTTI 2448REFX XM	96
	24 x 48 Fix w/RemMod	USTTI 2448REFX RM	96
	24 x 48 Slim-Tilt w/HangMod	USTTI 2448REST HM	106
	24 x 48 Fix w/SquareFixLightweightFormMod	USTTI 2448REFX XLS	96
	24 x 48 Fix w/SquareRemLightweightFormMod	USTTI 2448REFX RLS	96
	24 x 48 Fix w/FixFormMod	USTTI 2448REFX XFS	107
	24 x 60 Fix w/FixMod	USTTI 2460REFX XM	109
	24 x 60 Fix w/RemMod	USTTI 2460REFX RM	109
	24 x 60 Slim-Tilt w/HangMod	USTTI 2460REST HM	119
	24 x 60 Fix w/SquareFixLightweightFormMod	USTTI 2460REFX XLS	109
	24 x 60 Fix w/SquareRemLightweightFormMod	USTTI 2460REFX RLS	109
	24 x 60 Fix w/FixFormMod	USTTI 2460REFX XFS	120
	24 x 72 Fix w/FixMod	USTTI 2472REFX XM	130
	24 x 72 Fix w/RemMod	USTTI 2472REFX RM	130
	24 x 72 Slim-Tilt w/HangMod	USTTI 2472REST HM	142
	24 x 72 Fix w/SquareFixLightweightFormMod	USTTI 2472REFX XLS	130
	24 x 72 Fix w/SquareRemLightweightFormMod	USTTI 2472REFX RLS	130
	24 x 72 Fix w/FixFormMod	USTTI 2472REFX XFS	140

1475	1513	2086
1500	1563	2102
1852	1898	2488
1500	1563	2102
1500	1563	2102
1607	1659	2053
1663	1736	2558
1710	1779	2602
2046	2118	2938
1710	1779	2602
1710	1779	2602
1970	2041	2503
1919	1981	3167
1967	2026	3211
2304	2363	3549
1967	2026	3211
1967	2026	3211
2151	2209	2733

Note: Training tables are often used with lightweight computer accessories. For heavy duty applications, such as large scale computer equipment, multiple monitor mounts, etc. Versteel suggests adding a third leg or stretcher. Contact Customer Service if you have specific application concerns or questions.

To Order, Specify...

- 1 Model Number
- 2 Top Material
- 3 Edge Style and Thickness
- 4 Edge Color
- 5 Base Color
- 6 Additional Options



Base Options	Code	Price
Alternate Table Height 32" & Under.....	BAH	\$ 100
Alternate Table Height 32" & Over.....	BSP	\$ call
Casters (4), Dual Wheel Black Hard Wheel.....	CAS27	\$ 171
Casters (4), Dual Wheel Two Tone Soft Wheel.....	CAS28	\$ 171
Mix, Dual Wheel Casters & Glides.....	BMD	\$ 163
Self-Leveling Glides (4).....	GLD04	\$ 49
Stretcher Rail (Fix/Tilt) Finish Same as Base.....	BTS	\$ 243

Finish Options		
Chrome.....		\$ 649
Nickel.....		\$ 710
Powder Coat, Standard.....		n/c
Powder Coat, Premium.....		\$ 165
Platinum.....		\$ 488

Top Options		
Table Link (all four sides).....	TLK	\$ 251
Table Link (24" ends only).....	TLE	\$ 135
Special Laminate.....	TSP	call
Custom Cutout (per cutout).....	TCC	\$ 120
Laptop Locker (each).....	TLA	\$ 1375
(available on fixed tables only, see page 34 in All Tables Price List for additional information)		
Electronic Lock (per locker).....	TLEL	\$ 359
Power Unit (up to 10 lockers sequenced).....	TLPU	\$ 567
(includes 1 key, required for electronic lock)		

Power + Data Options
Please reference the Power + Data Price List

Wire Management Options		
Basket, Modesty Mount.....	WBM	\$ 97
Basket, Under Top Mount.....	WBT	\$ 97
Wire Metal Legway (each).....	WUL	\$ 64
1 Oval Brush Grommet, Location A.....	WOA	\$ 97
2 Oval Brush Grommets, Location E.....	WOE	\$ 194
1 Oval Brush Grommet, Provide Location Print.....	WOG	\$ 97
1 Round Grommet, Location A.....	WRA	\$ 76
2 Round Grommets, Location E.....	WRE	\$ 152
1 Round Grommet, Provide Location Print.....	WRG	\$ 76

Accessories		
Keyboard Platform w/Mouse Surface.....	AKP27M	\$ 760
CPU Holder (3" - 9" adjustment).....	ACPU3-9F	\$ 237
CPU Holder (5" - 8" adjustment).....	ACPU5-8F	\$ 155
CPU Holder (3" - 5" adjustment).....	ACPU3F	\$ 155
Table Floor Mount Bracket Set.....	AFB	\$ 57



Questions?

800 876 2120

top >	Laminate PVC	Laminate Wood	Laminate Reverse Bevel
edge >	Flat	Flat	Acrylic
edge ordering code (radius corner) >	LP2R	LP3R	LMRA2R
or	LP2S	LP3S	LMRA2S
edge ordering code (square corner) >	1 1/4"	1 3/4"	1 1/4"
top thickness >			
	Fluted	Fluted	
edge ordering code (radius corner) >	LPF2R	LPF3R	LWF2R
or	LPF2S	LPF3S	LWF2S
edge ordering code (square corner) >	1 1/4"	1 3/4"	1 1/4"
top thickness >			
top thickness price >	1 1/4"	1 3/4"	1 1/4"

Base Style	Table Description	Model #	Product Wt	1 1/4"	1 3/4"	1 1/4"
 T1	24 x 84 Fix w/FixMod	USTTI 2484REFX XM	119	2153	2164	3287
	24 x 84 Fix w/RemMod	USTTI 2484REFX RM	119	2183	2197	3311
	24 x 84 Slim-Tilt w/HangMod	USTTI 2484REST HM	129	2537	2545	3698
	24 x 90 Fix w/FixMod	USTTI 2490REFX XM	156	2612	2634	4097
	24 x 90 Fix w/RemMod	USTTI 2490REFX RM	156	2722	2745	3541
	24 x 90 Slim-Tilt w/HangMod	USTTI 2490REST HM	166	3058	3082	3877
	24 x 96 Fix w/FixMod	USTTI 2496REFX XM	162	2612	2634	4097
	24 x 96 Fix w/RemMod	USTTI 2496REFX RM	162	2722	2745	3541
	24 x 96 Slim-Tilt w/HangMod	USTTI 2496REST HM	172	3058	3082	3877

Note: Training tables are often used with lightweight computer accessories. For heavy duty applications, such as large scale computer equipment, multiple monitor mounts, etc. Versteel suggests adding a third leg or stretcher. The price of the 84", 90" and 96" models include a stretcher rail required for additional support. Contact Customer Service if you have specific application concerns or questions.

To Order, Specify...

- 1 Model Number
- 2 Top Material
- 3 Edge Style and Thickness
- 4 Edge Color
- 5 Base Color
- 6 Additional Options



Base Options	Code	Price
Alternate Table Height 32" & Under.....	BAH	\$ 100
Alternate Table Height 32" & Over.....	BSP	\$ call
Self-Leveling Glides (4).....	GLD04	\$ 49
Stretcher Rail (Fix/Tilt) Finish Same as Base.....	BTS	\$ 243

Finish Options		
Chrome		\$ 649
Nickel.....		\$ 710
Powder Coat, Standard		n/c
Powder Coat, Premium.....		\$ 165
Platinum.....		\$ 488

Top Options		
Table Link (all four sides)	TLK	\$ 251
Table Link (24" ends only)	TLE	\$ 135
Special Laminate.....	TSP	call
Custom Cutout (per cutout)	TCC	\$ 120
Laptop Locker (each).....	TLA	\$ 1375
(available on fixed tables only, see page 34 in All Tables Price List for additional information)		
Electronic Lock (per locker).....	TLEL	\$ 359
Power Unit (up to 10 lockers sequenced).....	TLPU	\$ 567
(includes 1 key, required for electronic lock)		

Power + Data Options
Please reference the Power + Data Price List

Wire Management Options		
Basket, Modesty Mount.....	WBM	\$ 97
Basket, Under Top Mount.....	WBT	\$ 97
Wire Metal Legway (each).....	WUL	\$ 64
1 Oval Brush Grommet, Location A.....	WOA	\$ 97
2 Oval Brush Grommets, Location E.....	WOE	\$ 194
1 Oval Brush Grommet, Provide Location Print.....	WOG	\$ 97
1 Round Grommet, Location A.....	WRA	\$ 76
2 Round Grommets, Location E.....	WRE	\$ 152
1 Round Grommet, Provide Location Print.....	WRG	\$ 76

Accessories		
Keyboard Platform w/Mouse Surface.....	AKP27M	\$ 760
CPU Holder (3" - 9" adjustment)	ACPU3-9F	\$ 237
CPU Holder (5" - 8" adjustment).....	ACPU5-8F	\$ 155
CPU Holder (3" - 5" adjustment).....	ACPU3F	\$ 155
Table Floor Mount Bracket Set.....	AFB	\$ 57



Questions?

800 876 2120

top >
edge >

edge ordering code (radius corner) >
or
edge ordering code (square corner) >
top thickness >

edge ordering code (radius corner) >
or
edge ordering code (square corner) >
top thickness >
top thickness price >

Laminate PVC	Laminate Wood	Laminate Reverse Bevel
Flat LP2R or LP2S 1 1/4" LP3R or LP3S 1 3/4"	Flat LW2R or LW2S 1 1/4"	Acrylic LMRA2R or LMRA2S 1 1/4"
Fluted LPF2R or LPF2S 1 1/4" LPF3R or LPF3S 1 3/4"	Fluted LWF2R or LWF2S 1 1/4"	
1 1/4"	1 3/4"	1 1/4"

Base Style	Table Description	Model #	Product Wt
------------	-------------------	---------	------------



	30 x 48 Fix w/FixMod	USTT1 3048REFX XM	100
	30 x 48 Fix w/RemMod	USTT1 3048REFX RM	100
	30 x 48 Slim-Tilt w/Hang/Mod	USTT1 3048REST HM	110
	30 x 48 Fix w/SquareFixLightweightFormMod	USTT1 3048REFX XLS	100
	30 x 48 Fix w/SquareRemLightweightFormMod	USTT1 3048REFX RLS	100
	30 x 48 Fix w/FixFormMod	USTT1 3048REFX XFS	112
	30 x 60 Fix w/FixMod	USTT1 3060REFX XM	124
	30 x 60 Fix w/RemMod	USTT1 3060REFX RM	124
	30 x 60 Slim-Tilt w/HangMod	USTT1 3060REST HM	134
	30 x 60 Fix w/SquareFixLightweightFormMod	USTT1 3060REFX XLS	124
	30 x 60 Fix w/SquareRemLightweightFormMod	USTT1 3060REFX RLS	124
	30 x 60 Fix w/FixFormMod	USTT1 3060REFX XFS	136
	30 x 72 Fix w/FixMod	USTT1 3072REFX XM	148
	30 x 72 Fix w/RemMod	USTT1 3072REFX RM	148
	30 x 72 Slim-Tilt w/HangMod	USTT1 3072REST HM	160
	30 x 72 Fix w/SquareFixLightweightFormMod	USTT1 3072REFX XLS	148
	30 x 72 Fix w/SquareRemLightweightFormMod	USTT1 3072REFX RLS	148
	30 x 72 Fix w/FixFormMod	USTT1 3072REFX XFS	158

Note: Training tables are often used with lightweight computer accessories. For heavy duty applications, such as large scale computer equipment, multiple monitor mounts, etc. Versteel suggests adding a third leg or stretcher. Contact Customer Service if you have specific application concerns or questions.

To Order, Specify...

- 1 Model Number
- 2 Top Material
- 3 Edge Style and Thickness
- 4 Edge Color
- 5 Base Color
- 6 Additional Options



Base Options	Code	Price
Alternate Table Height 32" & Under.....	BAH	\$ 100
Alternate Table Height 32" & Over.....	BSP	\$ call
Casters (4), Dual Wheel Black Hard Wheel.....	CAS27	\$ 171
Casters (4), Dual Wheel Two Tone Soft Wheel.....	CAS28	\$ 171
Mix, Dual Wheel Casters & Glides.....	BMD	\$ 163
Self-Leveling Glides (4).....	GLD04	\$ 49
Stretcher Rail (Fix/Tilt) Finish Same as Base.....	BTS	\$ 243

Finish Options		
Chrome.....		\$ 649
Nickel.....		\$ 710
Powder Coat, Standard.....		n/c
Powder Coat, Premium.....		\$ 165
Platinum.....		\$ 488

Top Options		
Table Link (all four sides).....	TLK	\$ 251
Table Link (30" ends only).....	TLE	\$ 135
Special Laminate.....	TSP	call
Custom Cutout (per cutout).....	TCC	\$ 120
Laptop Locker (each).....	TLA	\$ 1375
(available on fixed tables only, see page 34 in All Tables Price List for additional information)		
Electronic Lock (per locker).....	TLEL	\$ 359
Power Unit (up to 10 lockers sequenced).....	TLPU	\$ 567
(includes 1 key, required for electronic lock)		

Power + Data Options
Please reference the Power + Data Price List

Wire Management Options		
Basket, Modesty Mount.....	WBM	\$ 97
Basket, Under Top Mount.....	WBT	\$ 97
Wire Metal Legway (each).....	WUL	\$ 64
1 Oval Brush Grommet, Location A.....	WOA	\$ 97
2 Oval Brush Grommets, Location E.....	WOE	\$ 194
1 Oval Brush Grommet, Provide Location Print.....	WOG	\$ 97
1 Round Grommet, Location A.....	WRA	\$ 76
2 Round Grommets, Location E.....	WRE	\$ 152
1 Round Grommet, Provide Location Print.....	WRG	\$ 76

Accessories		
Keyboard Platform w/Mouse Surface.....	AKP27M	\$ 760
CPU Holder (3" - 9" adjustment).....	ACPU3-9F	\$ 237
CPU Holder (5" - 8" adjustment).....	ACPU5-8F	\$ 155
CPU Holder (3" - 5" adjustment).....	ACPU3F	\$ 155
Table Floor Mount Bracket Set.....	AFB	\$ 57



Questions?

800 876 2120

top >	Laminate PVC	Laminate Wood	Laminate Reverse Bevel
edge >	Flat	Flat	Acrylic
edge ordering code (radius corner) >	LP2R	LP3R	LMRA2R
or			
edge ordering code (square corner) >	LP2S	LP3S	LMRA2S
top thickness >	1 1/4"	1 3/4"	1 1/4"
	Fluted	Fluted	
edge ordering code (radius corner) >	LPF2R	LPF3R	LWF2R
or			
edge ordering code (square corner) >	LPF2S	LPF3S	LWF2S
top thickness >	1 1/4"	1 3/4"	1 1/4"
top thickness price >	1 1/4"	1 3/4"	1 1/4"

Base Style	Table Description	Model #	Product Wt	1 1/4"	1 3/4"	1 1/4"
<p>T1</p>	30 x 84 Fix w/FixMod	USTT1 3084REFX XM	139	2236	2336	3559
	30 x 84 Fix w/RemMod	USTT1 3084REFX RM	139	2268	2366	3582
	30 x 84 Slim-Tilt w/HangMod	USTT1 3084REST HM	149	2623	2714	3963
	30 x 90 Fix w/FixMod	USTT1 3090REFX XM	159	2625	2781	4366
	30 x 90 Fix w/RemMod	USTT1 3090REFX RM	159	2664	2821	4404
	30 x 90 Slim-Tilt w/HangMod	USTT1 3090REST HM	171	3002	3156	4745
	30 x 96 Fix w/FixMod	USTT1 3096REFX XM	185	2625	2781	4366
	30 x 96 Fix w/RemMod	USTT1 3096REFX RM	185	2664	2821	4404
	30 x 96 Slim-Tilt w/HangMod	USTT1 3096REST HM	195	3002	3156	4745

Note: Training tables are often used with lightweight computer accessories. For heavy duty applications, such as large scale computer equipment, multiple monitor mounts, etc. Versteel suggests adding a third leg or stretcher. The price of the 84", 90" and 96" models include a stretcher rail required for additional support. Contact Customer Service if you have specific application concerns or questions.

To Order, Specify...

- 1 Model Number
- 2 Top Material
- 3 Edge Style and Thickness
- 4 Edge Color
- 5 Base Color
- 6 Additional Options



Base Options	Code	Price
Alternate Table Height 32" & Under.....	BAH	\$ 100
Alternate Table Height 32" & Over.....	BSP	\$ call
Self-Leveling Glides (4).....	GLD04	\$ 49
Stretcher Rail (Fix/Tilt) Finish Same as Base.....	BTS	\$ 243

Finish Options		
Chrome		\$ 649
Nickel.....		\$ 710
Powder Coat, Standard		n/c
Powder Coat, Premium.....		\$ 165
Platinum.....		\$ 488

Top Options		
Table Link (all four sides)	TLK	\$ 251
Table Link (30" ends only)	TLE	\$ 135
Special Laminate.....	TSP	call
Custom Cutout (per cutout)	TCC	\$ 120
Laptop Locker (each).....	TLA	\$ 1375
(available on fixed tables only, see page 34 in All Tables Price List for additional information)		
Electronic Lock (per locker).....	TLEL	\$ 359
Power Unit (up to 10 lockers sequenced).....	TLPU	\$ 567
(includes 1 key, required for electronic lock)		

Power + Data Options
Please reference the Power + Data Price List

Wire Management Options		
Basket, Modesty Mount.....	WBM	\$ 97
Basket, Under Top Mount.....	WBT	\$ 97
Wire Metal Legway (each).....	WUL	\$ 64
1 Oval Brush Grommet, Location A.....	WOA	\$ 97
2 Oval Brush Grommets, Location E.....	WOE	\$ 194
1 Oval Brush Grommet, Provide Location Print.....	WOG	\$ 97
1 Round Grommet, Location A.....	WRA	\$ 76
2 Round Grommets, Location E.....	WRE	\$ 152
1 Round Grommet, Provide Location Print	WRG	\$ 76

Accessories		
Keyboard Platform w/Mouse Surface	AKP27M	\$ 760
CPU Holder (3" - 9" adjustment)	ACPU3-9F	\$ 237
CPU Holder (5" - 8" adjustment).....	ACPU5-8F	\$ 155
CPU Holder (3" - 5" adjustment).....	ACPU3F	\$ 155
Table Floor Mount Bracket Set.....	AFB	\$ 57



Questions?

800 876 2120

top >	Laminate PVC	Laminate Wood	Laminate Reverse Bevel
edge >	Flat	Flat	Acrylic
edge ordering code (radius corner) >	LP2R	LP3R	LMRA2R
or	LP2S	LP3S	LMRA2S
edge ordering code (square corner) >	1 1/4"	1 3/4"	1 1/4"
top thickness >			
	Fluted	Fluted	
edge ordering code (radius corner) >	LPF2R	LPF3R	LWF2R
or	LPF2S	LPF3S	LWF2S
edge ordering code (square corner) >	1 1/4"	1 3/4"	1 1/4"
top thickness >			
top thickness price >	1 1/4"	1 3/4"	1 1/4"

Base Style	Table Description	Model #	Product Wt			
	18 x 48 Fix w/FixMod	USTTC 1848REFX XM	70	1408	1524	1913
	18 x 48 Fix w/RemMod	USTTC 1848REFX RM	70	1427	1544	1927
	18 x 48 Fix w/SquareFixLightweightFormMod	USTTC 1848REFX XLS	70	1427	1544	1927
	18 x 48 Fix w/SquareRemLightweightFormMod	USTTC 1848REFX RLS	70	1427	1544	1927
	18 x 48 Fix w/FixFormMod	USTTC 1848REFX XFS	89	1539	1668	1886
	18 x 60 Fix w/FixMod	USTTC 1860REFX XM	90	1621	1696	2344
	18 x 60 Fix w/RemMod	USTTC 1860REFX RM	90	1664	1740	2389
	18 x 60 Fix w/SquareFixLightweightFormMod	USTTC 1860REFX XLS	90	1664	1740	2389
	18 x 60 Fix w/SquareRemLightweightFormMod	USTTC 1860REFX RLS	90	1664	1740	2389
	18 x 60 Fix w/FixFormMod	USTTC 1860REFX XFS	100	1928	2004	2290
	18 x 72 Fix w/FixMod	USTTC 1872REFX XM	113	1756	1859	2856
	18 x 72 Fix w/RemMod	USTTC 1872REFX RM	113	1803	1901	2903
	18 x 72 Fix w/SquareFixLightweightFormMod	USTTC 1872REFX XLS	113	1803	1901	2903
	18 x 72 Fix w/SquareRemLightweightFormMod	USTTC 1872REFX RLS	113	1803	1901	2903
	18 x 72 Fix w/FixFormMod	USTTC 1872REFX XFS	123	1987	2088	2423

Note: Training tables are often used with lightweight computer accessories. For heavy duty applications, such as large scale computer equipment, multiple monitor mounts, etc. Versteel suggests adding a third leg or stretcher. Contact Customer Service if you have specific application concerns or questions.

To Order, Specify...

- 1 Model Number
- 2 Top Material
- 3 Edge Style and Thickness
- 4 Edge Color
- 5 Base Color
- 6 Additional Options



Base Options	Code	Price
Alternate Table Height 32" & Under.....	BAH	\$ 100
Alternate Table Height 32" & Over.....	BSP	\$ call
Casters (4), Dual Wheel Black Hard Wheel.....	CAS27	\$ 171
Casters (4), Dual Wheel Two Tone Soft Wheel.....	CAS28	\$ 171
Mix, Dual Wheel Casters & Glides.....	BMD	\$ 163
Self-Leveling Glides (4).....	GLD04	\$ 49
Stretcher Rail (Fix/Tilt) Finish Same as Base.....	BTS	\$ 243

Finish Options		
Chrome.....		\$ 649
Nickel.....		\$ 710
Powder Coat, Standard.....		n/c
Powder Coat, Premium.....		\$ 165
Platinum.....		\$ 488

Top Options		
Table Link (all four sides).....	TLK	\$ 251
Table Link (18" ends only).....	TLE	\$ 135
Special Laminate.....	TSP	call
Custom Cutout (per cutout).....	TCC	\$ 120
Laptop Locker (each).....	TLA	\$ 1375
(available on fixed tables only, see page 34 in All Tables Price List for additional information)		
Electronic Lock (per locker).....	TLEL	\$ 359
Power Unit (up to 10 lockers sequenced).....	TLPU	\$ 567
(includes 1 key, required for electronic lock)		

Power + Data Options
Please reference the Power + Data Price List

Wire Management Options		
Basket, Modesty Mount.....	WBM	\$ 97
Basket, Under Top Mount.....	WBT	\$ 97
Wire Metal Legway (each).....	WUL	\$ 64
1 Oval Brush Grommet, Location A.....	WOA	\$ 97
2 Oval Brush Grommets, Location E.....	WOE	\$ 194
1 Oval Brush Grommet, Provide Location Print.....	WOG	\$ 97
1 Round Grommet, Location A.....	WRA	\$ 76
2 Round Grommets, Location E.....	WRE	\$ 152
1 Round Grommet, Provide Location Print.....	WRG	\$ 76

Accessories		
Keyboard Platform w/Mouse Surface.....	AKP27M	\$ 760
CPU Holder (3" - 9" adjustment).....	ACPU3-9F	\$ 237
CPU Holder (5" - 8" adjustment).....	ACPU5-8F	\$ 155
CPU Holder (3" - 5" adjustment).....	ACPU3F	\$ 155
Table Floor Mount Bracket Set.....	AFB	\$ 57



Questions?

800 876 2120

top >	Laminate PVC	Laminate Wood	Laminate Reverse Bevel
edge >	Flat	Flat	Acrylic
edge ordering code (radius corner) >	LP2R	LP3R	LMRA2R
or	LP2S	LP3S	LMRA2S
edge ordering code (square corner) >	1 1/4"	1 3/4"	1 1/4"
top thickness >			
	Fluted	Fluted	
edge ordering code (radius corner) >	LPF2R	LPF3R	LWF2R
or	LPF2S	LPF3S	LWF2S
edge ordering code (square corner) >	1 1/4"	1 3/4"	1 1/4"
top thickness >			
top thickness price >	1 1/4"	1 3/4"	1 1/4"

Base Style	Table Description	Model #	Product Wt			
	18 x 84 Fix w/FixMod	USTTC 1884REFX XM	100	2009	2136	2981
	18 x 84 Fix w/RemMod	USTTC 1884REFX RM	100	2035	2165	3002
	18 x 90 Fix w/FixMod	USTTC 1890REFX XM	119	2365	2463	3846
	18 x 90 Fix w/RemMod	USTTC 1890REFX RM	119	2403	2506	3886
	18 x 96 Fix w/FixMod	USTTC 1896REFX XM	121	2365	2463	3846
	18 x 96 Fix w/RemMod	USTTC 1896REFX RM	121	2403	2506	3886

Note: Training tables are often used with lightweight computer accessories. For heavy duty applications, such as large scale computer equipment, multiple monitor mounts, etc. Versteel suggests adding a third leg or stretcher. The price of the 84", 90" and 96" models include a stretcher rail required for additional support. Contact Customer Service if you have specific application concerns or questions.

To Order, Specify...

- 1 Model Number
- 2 Top Material
- 3 Edge Style and Thickness
- 4 Edge Color
- 5 Base Color
- 6 Additional Options



Base Options	Code	Price
Alternate Table Height 32" & Under.....	BAH	\$ 100
Alternate Table Height 32" & Over.....	BSP	\$ call
Self-Leveling Glides (4).....	GLD04	\$ 49
Stretcher Rail (Fix/Tilt) Finish Same as Base.....	BTS	\$ 243

Finish Options		
Chrome		\$ 649
Nickel.....		\$ 710
Powder Coat, Standard		n/c
Powder Coat, Premium.....		\$ 165
Platinum.....		\$ 488

Top Options		
Table Link (all four sides)	TLK	\$ 251
Table Link (18" ends only).....	TLE	\$ 135
Special Laminate.....	TSP	call
Custom Cutout (per cutout)	TCC	\$ 120
Laptop Locker (each).....	TLA	\$ 1375
(available on fixed tables only, see page 34 in All Tables Price List for additional information)		
Electronic Lock (per locker).....	TLEL	\$ 359
Power Unit (up to 10 lockers sequenced).....	TLPU	\$ 567
(includes 1 key, required for electronic lock)		

Power + Data Options
Please reference the Power + Data Price List

Wire Management Options		
Basket, Modesty Mount.....	WBM	\$ 97
Basket, Under Top Mount.....	WBT	\$ 97
Wire Metal Legway (each).....	WUL	\$ 64
1 Oval Brush Grommet, Location A.....	WOA	\$ 97
2 Oval Brush Grommets, Location E.....	WOE	\$ 194
1 Oval Brush Grommet, Provide Location Print.....	WOG	\$ 97
1 Round Grommet, Location A.....	WRA	\$ 76
2 Round Grommets, Location E.....	WRE	\$ 152
1 Round Grommet, Provide Location Print	WRG	\$ 76

Accessories		
Keyboard Platform w/Mouse Surface	AKP27M	\$ 760
CPU Holder (3" - 9" adjustment)	ACPU3-9F	\$ 237
CPU Holder (5" - 8" adjustment).....	ACPU5-8F	\$ 155
CPU Holder (3" - 5" adjustment).....	ACPU3F	\$ 155
Table Floor Mount Bracket Set.....	AFB	\$ 57



Questions?

800 876 2120

top >
edge >

edge ordering code (radius corner) >
or
edge ordering code (square corner) >
top thickness >

edge ordering code (radius corner) >
or
edge ordering code (square corner) >
top thickness >
top thickness price >

Laminate PVC	Laminate Wood	Laminate Reverse Bevel
Flat LP2R or LP2S 1 1/4" LP3R or LP3S 1 3/4"	Flat LW2R or LW2S 1 1/4"	Acrylic LMRA2R or LMRA2S 1 1/4"
Fluted LPF2R or LPF2S 1 1/4" LPF3R or LPF3S 1 3/4"	Fluted LWF2R or LWF2S 1 1/4"	
1 1/4"	1 3/4"	1 1/4"

Base Style	Table Description	Model #	Product Wt
------------	-------------------	---------	------------



	24 x 48 Fix w/FixMod	USTTC 2448REFX XM	96
	24 x 48 Fix w/RemMod	USTTC 2448REFX RM	96
	24 x 48 Slim-Tilt w/HangMod	USTTC 2448REST HM	106
	24 x 48 Fix w/SquareFixLightweightFormMod	USTTC 2448REFX XLS	96
	24 x 48 Fix w/SquareRemLightweightFormMod	USTTC 2448REFX RLS	96
	24 x 48 Fix w/FixFormMod	USTTC 2448REFX XFS	107
	24 x 60 Fix w/FixMod	USTTC 2460REFX XM	109
	24 x 60 Fix w/RemMod	USTTC 2460REFX RM	109
	24 x 60 Slim-Tilt w/HangMod	USTTC 2460REST HM	119
	24 x 60 Fix w/SquareFixLightweightFormMod	USTTC 2460REFX XLS	109
	24 x 60 Fix w/SquareRemLightweightFormMod	USTTC 2460REFX RLS	109
	24 x 60 Fix w/FixFormMod	USTTC 2460REFX XFS	120
	24 x 72 Fix w/FixMod	USTTC 2472REFX XM	130
	24 x 72 Fix w/RemMod	USTTC 2472REFX RM	130
	24 x 72 Slim-Tilt w/HangMod	USTTC 2472REST HM	142
	24 x 72 Fix w/SquareFixLightweightFormMod	USTTC 2472REFX XLS	130
	24 x 72 Fix w/SquareRemLightweightFormMod	USTTC 2472REFX RLS	130
	24 x 72 Fix w/FixFormMod	USTTC 2472REFX XFS	140

Note: Training tables are often used with lightweight computer accessories. For heavy duty applications, such as large scale computer equipment, multiple monitor mounts, etc. Versteel suggests adding a third leg or stretcher. Contact Customer Service if you have specific application concerns or questions.

To Order, Specify...

- 1 Model Number
- 2 Top Material
- 3 Edge Style and Thickness
- 4 Edge Color
- 5 Base Color
- 6 Additional Options



Base Options

	Code	Price
Alternate Table Height 32" & Under.....	BAH	\$ 100
Alternate Table Height 32" & Over.....	BSP	\$ call
Casters (4), Dual Wheel Black Hard Wheel.....	CAS27	\$ 171
Casters (4), Dual Wheel Two Tone Soft Wheel.....	CAS28	\$ 171
Mix, Dual Wheel Casters & Glides.....	BMD	\$ 163
Self-Leveling Glides (4).....	GLD04	\$ 49
Stretcher Rail (Fix/Tilt) Finish Same as Base.....	BTS	\$ 243

Finish Options

Chrome.....	\$ 649
Nickel.....	\$ 710
Powder Coat, Standard.....	n/c
Powder Coat, Premium.....	\$ 165
Platinum.....	\$ 488

Top Options

Table Link (all four sides).....	TLK	\$ 251
Table Link (24" ends only).....	TLE	\$ 135
Special Laminate.....	TSP	call
Custom Cutout (per cutout).....	TCC	\$ 120
Laptop Locker (each).....	TLA	\$ 1375
(available on fixed tables only, see page 34 in All Tables Price List for additional information)		
Electronic Lock (per locker).....	TLEL	\$ 359
Power Unit (up to 10 lockers sequenced).....	TLPU	\$ 567
(includes 1 key, required for electronic lock)		

Power + Data Options

Please reference the Power + Data Price List

Wire Management Options

Basket, Modesty Mount.....	WBM	\$ 97
Basket, Under Top Mount.....	WBT	\$ 97
Wire Metal Legway (each).....	WUL	\$ 64
1 Oval Brush Grommet, Location A.....	WOA	\$ 97
2 Oval Brush Grommets, Location E.....	WOE	\$ 194
1 Oval Brush Grommet, Provide Location Print.....	WOG	\$ 97
1 Round Grommet, Location A.....	WRA	\$ 76
2 Round Grommets, Location E.....	WRE	\$ 152
1 Round Grommet, Provide Location Print.....	WRG	\$ 76

Accessories

Keyboard Platform w/Mouse Surface.....	AKP27M	\$ 760
CPU Holder (3" - 9" adjustment).....	ACPU3-9F	\$ 237
CPU Holder (5" - 8" adjustment).....	ACPU5-8F	\$ 155
CPU Holder (3" - 5" adjustment).....	ACPU3F	\$ 155
Table Floor Mount Bracket Set.....	AFB	\$ 57



Questions?

800 876 2120

top >	Laminate PVC	Laminate Wood	Laminate Reverse Bevel
edge >	Flat	Flat	Acrylic
edge ordering code (radius corner) >	LP2R	LP3R	LMRA2R
or	LP2S	LP3S	LMRA2S
edge ordering code (square corner) >	1 1/4"	1 3/4"	1 1/4"
top thickness >			
	Fluted	Fluted	
edge ordering code (radius corner) >	LPF2R	LPF3R	LWF2R
or	LPF2S	LPF3S	LWF2S
edge ordering code (square corner) >	1 1/4"	1 3/4"	1 1/4"
top thickness >			
top thickness price >	1 1/4"	1 3/4"	1 1/4"

Base Style	Table Description	Model #	Product Wt				
<p>TC</p>	24 x 84 Fix w/FixMod	USTTC 2484REFX XM	119	2153	2164	3287	
	24 x 84 Fix w/RemMod	USTTC 2484REFX RM	119	2183	2197	3311	
	24 x 84 Slim-Tilt w/HangMod	USTTC 2484REST HM	129	2537	2545	3698	
	24 x 90 Fix w/FixMod	USTTC 2490REFX XM	156	2612	2634	4097	
	24 x 90 Fix w/RemMod	USTTC 2490REFX RM	156	2722	2745	3541	
	24 x 90 Slim-Tilt w/HangMod	USTTC 2490REST HM	166	3058	3082	3877	
	24 x 96 Fix w/FixMod	USTTC 2496REFX XM	162	2612	2634	4097	
	24 x 96 Fix w/RemMod	USTTC 2496REFX RM	162	2722	2745	3541	
	24 x 96 Slim-Tilt w/HangMod	USTTC 2496REST HM	172	3058	3082	3877	

Note: Training tables are often used with lightweight computer accessories. For heavy duty applications, such as large scale computer equipment, multiple monitor mounts, etc. Versteel suggests adding a third leg or stretcher. The price of the 84", 90" and 96" models include a stretcher rail required for additional support. Contact Customer Service if you have specific application concerns or questions.

To Order, Specify...

- 1 Model Number
- 2 Top Material
- 3 Edge Style and Thickness
- 4 Edge Color
- 5 Base Color
- 6 Additional Options



Base Options	Code	Price
Alternate Table Height 32" & Under.....	BAH	\$ 100
Alternate Table Height 32" & Over.....	BSP	\$ call
Self-Leveling Glides (4).....	GLD04	\$ 49
Stretcher Rail (Fix/Tilt) Finish Same as Base.....	BTS	\$ 243

Finish Options		
Chrome		\$ 649
Nickel.....		\$ 710
Powder Coat, Standard		n/c
Powder Coat, Premium.....		\$ 165
Platinum.....		\$ 488

Top Options		
Table Link (all four sides)	TLK	\$ 251
Table Link (24" ends only)	TLE	\$ 135
Special Laminate.....	TSP	call
Custom Cutout (per cutout)	TCC	\$ 120
Laptop Locker (each).....	TLA	\$ 1375
(available on fixed tables only, see page 34 in All Tables Price List for additional information)		
Electronic Lock (per locker).....	TLEL	\$ 359
Power Unit (up to 10 lockers sequenced).....	TLPU	\$ 567
(includes 1 key, required for electronic lock)		

Power + Data Options
Please reference the Power + Data Price List

Wire Management Options		
Basket, Modesty Mount.....	WBM	\$ 97
Basket, Under Top Mount.....	WBT	\$ 97
Wire Metal Legway (each).....	WUL	\$ 64
1 Oval Brush Grommet, Location A.....	WOA	\$ 97
2 Oval Brush Grommets, Location E.....	WOE	\$ 194
1 Oval Brush Grommet, Provide Location Print.....	WOG	\$ 97
1 Round Grommet, Location A.....	WRA	\$ 76
2 Round Grommets, Location E.....	WRE	\$ 152
1 Round Grommet, Provide Location Print.....	WRG	\$ 76

Accessories		
Keyboard Platform w/Mouse Surface.....	AKP27M	\$ 760
CPU Holder (3" - 9" adjustment)	ACPU3-9F	\$ 237
CPU Holder (5" - 8" adjustment).....	ACPU5-8F	\$ 155
CPU Holder (3" - 5" adjustment).....	ACPU3F	\$ 155
Table Floor Mount Bracket Set.....	AFB	\$ 57



Questions?

800 876 2120

top >
edge >

edge ordering code (radius corner) >
or
edge ordering code (square corner) >
top thickness >

edge ordering code (radius corner) >
or
edge ordering code (square corner) >
top thickness >
top thickness price >

Laminate PVC	Laminate Wood	Laminate Reverse Bevel
Flat LP2R or LP2S 1 1/4" LP3R or LP3S 1 3/4"	Flat LW2R or LW2S 1 1/4"	Acrylic LMRA2R or LMRA2S 1 1/4"
Fluted LPF2R or LPF2S 1 1/4" LPF3R or LPF3S 1 3/4"	Fluted LWF2R or LWF2S 1 1/4"	
1 1/4"	1 3/4"	1 1/4"

Base Style	Table Description	Model #	Product Wt
------------	-------------------	---------	------------



TC	30 x 48 Fix w/FixMod	USTTC 3048REFX XM	100
	30 x 48 Fix w/RemMod	USTTC 3048REFX RM	100
	30 x 48 Slim-Tilt w/HangMod	USTTC 3048REST HM	110
	30 x 48 Fix w/SquareFixLightweightFormMod	USTTC 3048REFX XLS	100
	30 x 48 Fix w/SquareRemLightweightFormMod	USTTC 3048REFX RLS	100
	30 x 48 Fix w/FixFormMod	USTTC 3048REFX XFS	112
	30 x 60 Fix w/FixMod	USTTC 3060REFX XM	124
	30 x 60 Fix w/RemMod	USTTC 3060REFX RM	124
	30 x 60 Slim-Tilt w/HangMod	USTTC 3060REST HM	134
	30 x 60 Fix w/SquareFixLightweightFormMod	USTTC 3060REFX XLS	124
	30 x 60 Fix w/SquareRemLightweightFormMod	USTTC 3060REFX RLS	124
	30 x 60 Fix w/FixFormMod	USTTC 3060REFX XFS	136
	30 x 72 Fix w/FixMod	USTTC 3072REFX XM	148
	30 x 72 Fix w/RemMod	USTTC 3072REFX RM	148
	30 x 72 Slim-Tilt w/HangMod	USTTC 3072REST HM	160
	30 x 72 Fix w/SquareFixLightweightFormMod	USTTC 3072REFX XLS	148
	30 x 72 Fix w/SquareRemLightweightFormMod	USTTC 3072REFX RLS	148
	30 x 72 Fix w/FixFormMod	USTTC 3072REFX XFS	158

Note: Training tables are often used with lightweight computer accessories. For heavy duty applications, such as large scale computer equipment, multiple monitor mounts, etc. Versteel suggests adding a third leg or stretcher. Contact Customer Service if you have specific application concerns or questions.

To Order, Specify...

- 1 Model Number
- 2 Top Material
- 3 Edge Style and Thickness
- 4 Edge Color
- 5 Base Color
- 6 Additional Options



Base Options	Code	Price
Alternate Table Height 32" & Under.....	BAH	\$ 100
Alternate Table Height 32" & Over.....	BSP	\$ call
Casters (4), Dual Wheel Black Hard Wheel.....	CAS27	\$ 171
Casters (4), Dual Wheel Two Tone Soft Wheel.....	CAS28	\$ 171
Mix, Dual Wheel Casters & Glides.....	BMD	\$ 163
Self-Leveling Glides (4).....	GLD04	\$ 49
Stretcher Rail (Fix/Tilt) Finish Same as Base.....	BTS	\$ 243

Finish Options		
Chrome.....		\$ 649
Nickel.....		\$ 710
Powder Coat, Standard.....		n/c
Powder Coat, Premium.....		\$ 165
Platinum.....		\$ 488

Top Options		
Table Link (all four sides).....	TLK	\$ 251
Table Link (30" ends only).....	TLE	\$ 135
Special Laminate.....	TSP	call
Custom Cutout (per cutout).....	TCC	\$ 120
Laptop Locker (each).....	TLA	\$ 1375
(available on fixed tables only, see page 34 in All Tables Price List for additional information)		
Electronic Lock (per locker).....	TLEL	\$ 359
Power Unit (up to 10 lockers sequenced).....	TLPU	\$ 567
(includes 1 key, required for electronic lock)		

Power + Data Options
Please reference the Power + Data Price List

Wire Management Options		
Basket, Modesty Mount.....	WBM	\$ 97
Basket, Under Top Mount.....	WBT	\$ 97
Wire Metal Legway (each).....	WUL	\$ 64
1 Oval Brush Grommet, Location A.....	WOA	\$ 97
2 Oval Brush Grommets, Location E.....	WOE	\$ 194
1 Oval Brush Grommet, Provide Location Print.....	WOG	\$ 97
1 Round Grommet, Location A.....	WRA	\$ 76
2 Round Grommets, Location E.....	WRE	\$ 152
1 Round Grommet, Provide Location Print.....	WRG	\$ 76

Accessories		
Keyboard Platform w/Mouse Surface.....	AKP27M	\$ 760
CPU Holder (3" - 9" adjustment).....	ACPU3-9F	\$ 237
CPU Holder (5" - 8" adjustment).....	ACPU5-8F	\$ 155
CPU Holder (3" - 5" adjustment).....	ACPU3F	\$ 155
Table Floor Mount Bracket Set.....	AFB	\$ 57



Questions?

800 876 2120

top >	Laminate PVC	Laminate Wood	Laminate Reverse Bevel
edge >	Flat	Flat	Acrylic
edge ordering code (radius corner) >	LP2R	LP3R	LW2R
or	LP2S	LP3S	LW2S
edge ordering code (square corner) >	1 1/4"	1 3/4"	1 1/4"
top thickness >			
	Fluted	Fluted	
edge ordering code (radius corner) >	LPF2R	LPF3R	LWF2R
or	LPF2S	LPF3S	LWF2S
edge ordering code (square corner) >	1 1/4"	1 3/4"	1 1/4"
top thickness >			
top thickness price >	1 1/4"	1 3/4"	1 1/4"

Base Style	Table Description	Model #	Product Wt	1 1/4"	1 3/4"	1 1/4"
<p>TC</p>	30 x 84 Fix w/FixMod	USTTC 3084REFX XM	139	2236	2336	3559
	30 x 84 Fix w/RemMod	USTTC 3084REFX RM	139	2268	2366	3582
	30 x 84 Slim-Tilt w/HangMod	USTTC 3084REST HM	149	2623	2714	3963
	30 x 90 Fix w/FixMod	USTTC 3090REFX XM	159	2625	2781	4366
	30 x 90 Fix w/RemMod	USTTC 3090REFX RM	159	2664	2821	4404
	30 x 90 Slim-Tilt w/HangMod	USTTC 3090REST HM	171	3002	3156	4745
	30 x 96 Fix w/FixMod	USTTC 3096REFX XM	185	2625	2781	4366
	30 x 96 Fix w/RemMod	USTTC 3096REFX RM	185	2664	2821	4404
	30 x 96 Slim-Tilt w/HangMod	USTTC 3096REST HM	195	3002	3156	4745

Note: Training tables are often used with lightweight computer accessories. For heavy duty applications, such as large scale computer equipment, multiple monitor mounts, etc. Versteel suggests adding a third leg or stretcher. The price of the 84", 90" and 96" models include a stretcher rail required for additional support. Contact Customer Service if you have specific application concerns or questions.

To Order, Specify...

- 1 Model Number
- 2 Top Material
- 3 Edge Style and Thickness
- 4 Edge Color
- 5 Base Color
- 6 Additional Options



Base Options

	Code	Price
Alternate Table Height 32" & Under.....	BAH	\$ 100
Alternate Table Height 32" & Over.....	BSP	\$ call
Self-Leveling Glides (4).....	GLD04	\$ 49
Stretcher Rail (Fix/Tilt) Finish Same as Base.....	BTS	\$ 243

Finish Options

Chrome	\$ 649
Nickel.....	\$ 710
Powder Coat, Standard	n/c
Powder Coat, Premium.....	\$ 165
Platinum.....	\$ 488

Top Options

Table Link (all four sides)	TLK	\$ 251
Table Link (30" ends only)	TLE	\$ 135
Special Laminate.....	TSP	call
Custom Cutout (per cutout)	TCC	\$ 120
Laptop Locker (each).....	TLA	\$ 1375
(available on fixed tables only, see page 34 in All Tables Price List for additional information)		
Electronic Lock (per locker).....	TLEL	\$ 359
Power Unit (up to 10 lockers sequenced).....	TLPU	\$ 567
(includes 1 key, required for electronic lock)		

Power + Data Options

Please reference the Power + Data Price List

Wire Management Options

Basket, Modesty Mount.....	WBM	\$ 97
Basket, Under Top Mount.....	WBT	\$ 97
Wire Metal Legway (each).....	WUL	\$ 64
1 Oval Brush Grommet, Location A.....	WOA	\$ 97
2 Oval Brush Grommets, Location E.....	WOE	\$ 194
1 Oval Brush Grommet, Provide Location Print.....	WOG	\$ 97
1 Round Grommet, Location A.....	WRA	\$ 76
2 Round Grommets, Location E.....	WRE	\$ 152
1 Round Grommet, Provide Location Print.....	WRG	\$ 76

Accessories

Keyboard Platform w/Mouse Surface	AKP27M	\$ 760
CPU Holder (3" - 9" adjustment)	ACPU3-9F	\$ 237
CPU Holder (5" - 8" adjustment).....	ACPU5-8F	\$ 155
CPU Holder (3" - 5" adjustment).....	ACPU3F	\$ 155
Table Floor Mount Bracket Set.....	AFB	\$ 57



Questions?

800 876 2120

top >
edge >

Laminate PVC	Laminate Wood
Flat	Flat
edge ordering code (radius corner) > or edge ordering code (square corner) > top thickness >	edge ordering code (radius corner) > or edge ordering code (square corner) > top thickness >
LP2R or LP2S 1 1/4"	LP3R or LP3S 1 3/4"
LW2R or LW2S 1 1/4"	LW2R or LW2S 1 1/4"
Fluted	Fluted
edge ordering code (radius corner) > or edge ordering code (square corner) > top thickness >	edge ordering code (radius corner) > or edge ordering code (square corner) > top thickness >
LPF2R or LPF2S 1 1/4"	LPF3R or LPF3S 1 3/4"
LWF2R or LWF2S 1 1/4"	LWF2R or LWF2S 1 1/4"
top thickness price >	top thickness price >
1 1/4"	1 3/4"
1 1/4"	1 1/4"

Base Style	Table Description	Model #	Product Wt	1 1/4"	1 3/4"	1 1/4"
	18 x 48 Fix w/FixMod	USTLI1848REFX XM	70	1408	1524	1913
	18 x 48 Fix w/RemMod	USTLI1848REFX RM	70	1427	1544	1927
	18 x 48 Fix w/FixFormMod	USTLI1848REFX XFS	89	1539	1668	1886
	18 x 60 Fix w/FixMod	USTLI1860REFX XM	90	1621	1696	2344
	18 x 60 Fix w/RemMod	USTLI1860REFX RM	90	1664	1740	2389
	18 x 60 Fix w/FixFormMod	USTLI1860REFX XFS	100	1928	2004	2290
	18 x 72 Fix w/FixMod	USTLI1872REFX XM	113	1756	1859	2856
	18 x 72 Fix w/RemMod	USTLI1872REFX RM	113	1803	1901	2903
	18 x 72 Fix w/FixFormMod	USTLI1872REFX XFS	123	1987	2088	2423
	18 x 84 Fix w/FixMod	USTLI1884REFX XM	100	2009	2136	2981
	18 x 84 Fix w/RemMod	USTLI1884REFX RM	100	2035	2165	3002
	18 x 90 Fix w/FixMod	USTLI1890REFX XM	119	2111	2207	3453
	18 x 90 Fix w/RemMod	USTLI1890REFX RM	119	2172	2267	3513
	18 x 96 Fix w/FixMod	USTLI1896REFX XM	121	2117	2214	3596
	18 x 96 Fix w/RemMod	USTLI1896REFX RM	121	2153	2256	3634

Note: Training tables are often used with lightweight computer accessories. For heavy duty applications, such as large scale computer equipment, multiple monitor mounts, etc. Versteel suggests adding a third leg or stretcher. The price of the 84", 90" and 96" models include a stretcher rail required for additional support. Contact Customer Service if you have specific application concerns or questions.

To Order, Specify...

- 1 Model Number
- 2 Top Material
- 3 Edge Style and Thickness
- 4 Edge Color
- 5 Base Color
- 6 Additional Options



Base Options	Code	Price
Alternate Table Height 32" & Under.....	BAH	\$ 100
Alternate Table Height 32" & Over.....	BSP	\$ call
Casters (4), Dual Wheel Black Hard Wheel.....	CAS27	\$ 171
Casters (4), Dual Wheel Two Tone Soft Wheel.....	CAS28	\$ 171
Mix, Dual Wheel Casters & Glides.....	BMD	\$ 163
Self-Leveling Glides (4).....	GLD04	\$ 49
Stretcher Rail (Fix/Tilt) Finish Same as Base.....	BTS	\$ 243

Finish Options		
Chrome.....		\$ 649
Nickel.....		\$ 710
Powder Coat, Standard.....		n/c
Powder Coat, Premium.....		\$ 165
Platinum.....		\$ 488

Top Options		
Table Link (all four sides).....	TLK	\$ 251
Table Link (18" ends only).....	TLE	\$ 135
Special Laminate.....	TSP	call
Custom Cutout (per cutout).....	TCC	\$ 120
Laptop Locker (each).....	TLA	\$ 1375
(available on fixed tables only, see page 34 in All Tables Price List for additional information)		
Electronic Lock (per locker).....	TLEL	\$ 359
Power Unit (up to 10 lockers sequenced).....	TLPU	\$ 567
(includes 1 key, required for electronic lock)		

Power + Data Options
Please reference the Power + Data Price List

Wire Management Options		
Basket, Modesty Mount.....	WBM	\$ 97
Basket, Under Top Mount.....	WBT	\$ 97
Wire Metal Legway (each).....	WUL	\$ 64
1 Oval Brush Grommet, Location A.....	WOA	\$ 97
2 Oval Brush Grommets, Location E.....	WOE	\$ 194
1 Oval Brush Grommet, Provide Location Print.....	WOG	\$ 97
1 Round Grommet, Location A.....	WRA	\$ 76
2 Round Grommets, Location E.....	WRE	\$ 152
1 Round Grommet, Provide Location Print.....	WRG	\$ 76

Accessories		
Keyboard Platform w/Mouse Surface.....	AKP27M	\$ 760
CPU Holder (3" - 9" adjustment).....	ACPU3-9F	\$ 237
CPU Holder (5" - 8" adjustment).....	ACPU5-8F	\$ 155
CPU Holder (3" - 5" adjustment).....	ACPU3F	\$ 155
Table Floor Mount Bracket Set.....	AFB	\$ 57



Questions?

800 876 2120

top > edge >	Laminate PVC	Laminate Wood	Laminate Reverse Bevel
	Flat	Flat	Acrylic
edge ordering code (radius corner) > or edge ordering code (square corner) > top thickness >	LP2R or LP2S 1 1/4"	LP3R or LP3S 1 3/4"	LW2R or LW2S 1 1/4"
	Fluted	Fluted	
edge ordering code (radius corner) > or edge ordering code (square corner) > top thickness >	LPF2R or LPF2S 1 1/4"	LPF3R or LPF3S 1 3/4"	LWF2R or LWF2S 1 1/4"
top thickness price >	1 1/4"	1 3/4"	1 1/4"

Base Style	Table Description	Model #	Product Wt	1 1/4"	1 3/4"	1 1/4"
	24 x 48 Fix w/FixMod	USTLI 2448REFX XM	96	1475	1513	2086
	24 x 48 Fix w/RemMod	USTLI 2448REFX RM	96	1500	1563	2102
	24 x 48 Fix w/FixFormMod	USTLI 2448REFX XFS	107	1607	1659	2053
	24 x 60 Fix w/FixMod	USTLI 2460REFX XM	109	1663	1736	2558
	24 x 60 Fix w/RemMod	USTLI 2460REFX RM	109	1710	1779	2602
	24 x 60 Fix w/FixFormMod	USTLI 2460REFX XFS	120	1970	2041	2503
	24 x 72 Fix w/FixMod	USTLI 2472REFX XM	130	1919	1981	3167
	24 x 72 Fix w/RemMod	USTLI 2472REFX RM	130	1967	2026	3211
	24 x 72 Fix w/FixFormMod	USTLI 2472REFX XFS	140	2151	2209	2733
	24 x 84 Fix w/FixMod	USTLI 2484REFX XM	119	2153	2164	3287
	24 x 84 Fix w/RemMod	USTLI 2484REFX RM	119	2183	2197	3311
	24 x 90 Fix w/FixMod	USTLI 2490REFX XM	156	2339	2363	3758
	24 x 90 Fix w/RemMod	USTLI 2490REFX RM	156	2397	2424	3821
	24 x 96 Fix w/FixMod	USTLI 2496REFX XM	162	2358	2382	3850
	24 x 96 Fix w/RemMod	USTLI 2496REFX RM	162	2470	2495	3291

Note: Training tables are often used with lightweight computer accessories. For heavy duty applications, such as large scale computer equipment, multiple monitor mounts, etc. Versteel suggests adding a third leg or stretcher. The price of the 84", 90" and 96" models include a stretcher rail required for additional support. Contact Customer Service if you have specific application concerns or questions.

To Order, Specify...

- 1 Model Number
- 2 Top Material
- 3 Edge Style and Thickness
- 4 Edge Color
- 5 Base Color
- 6 Additional Options



Base Options	Code	Price
Alternate Table Height 32" & Under.....	BAH	\$ 100
Alternate Table Height 32" & Over.....	BSP	\$ call
Casters (4), Dual Wheel Black Hard Wheel.....	CAS27	\$ 171
Casters (4), Dual Wheel Two Tone Soft Wheel.....	CAS28	\$ 171
Mix, Dual Wheel Casters & Glides.....	BMD	\$ 163
Self-Leveling Glides (4).....	GLD04	\$ 49
Stretcher Rail (Fix/Tilt) Finish Same as Base.....	BTS	\$ 243

Finish Options		
Chrome.....		\$ 649
Nickel.....		\$ 710
Powder Coat, Standard.....		n/c
Powder Coat, Premium.....		\$ 165
Platinum.....		\$ 488

Top Options		
Table Link (all four sides).....	TLK	\$ 251
Table Link (24" ends only).....	TLE	\$ 135
Special Laminate.....	TSP	call
Custom Cutout (per cutout).....	TCC	\$ 120
Laptop Locker (each).....	TLA	\$ 1375
(available on fixed tables only, see page 34 in All Tables Price List for additional information)		
Electronic Lock (per locker).....	TLEL	\$ 359
Power Unit (up to 10 lockers sequenced).....	TLPU	\$ 567
(includes 1 key, required for electronic lock)		

Power + Data Options
Please reference the Power + Data Price List

Wire Management Options		
Basket, Modesty Mount.....	WBM	\$ 97
Basket, Under Top Mount.....	WBT	\$ 97
Wire Metal Legway (each).....	WUL	\$ 64
1 Oval Brush Grommet, Location A.....	WOA	\$ 97
2 Oval Brush Grommets, Location E.....	WOE	\$ 194
1 Oval Brush Grommet, Provide Location Print.....	WOG	\$ 97
1 Round Grommet, Location A.....	WRA	\$ 76
2 Round Grommets, Location E.....	WRE	\$ 152
1 Round Grommet, Provide Location Print.....	WRG	\$ 76

Accessories		
Keyboard Platform w/Mouse Surface.....	AKP27M	\$ 760
CPU Holder (3" - 9" adjustment).....	ACPU3-9F	\$ 237
CPU Holder (5" - 8" adjustment).....	ACPU5-8F	\$ 155
CPU Holder (3" - 5" adjustment).....	ACPU3F	\$ 155
Table Floor Mount Bracket Set.....	AFB	\$ 57



Questions?

800 876 2120

top > edge >	Laminate PVC	Laminate Wood	Laminate Reverse Bevel
	Flat	Flat	Acrylic
edge ordering code (radius corner) >	LP2R	LP3R	LW2R
or	LP2S	LP3S	LW2S
edge ordering code (square corner) >	1 1/4"	1 3/4"	1 1/4"
top thickness >			
	Fluted	Fluted	
edge ordering code (radius corner) >	LPF2R	LPF3R	LWF2R
or	LPF2S	LPF3S	LWF2S
edge ordering code (square corner) >	1 1/4"	1 3/4"	1 1/4"
top thickness >			
top thickness price >	1 1/4"	1 3/4"	1 1/4"

Base Style	Table Description	Model #	Product Wt	1 1/4"	1 3/4"	1 1/4"
<p>LI</p>	30 x 48 Fix w/FixMod	USTLI 3048REFX XM	100	1601	1746	2233
	30 x 48 Fix w/RemMod	USTLI 3048REFX RM	100	1625	1775	2253
	30 x 48 Fix w/FixFormMod	USTLI 3048REFX XFS	112	1742	1902	2217
	30 x 60 Fix w/FixMod	USTLI 3060REFX XM	124	1787	1846	2715
	30 x 60 Fix w/RemMod	USTLI 3060REFX RM	124	1831	1888	2761
	30 x 60 Fix w/FixFormMod	USTLI 3060REFX XFS	136	2092	2149	2662
	30 x 72 Fix w/FixMod	USTLI 3072REFX XM	148	1969	2030	3307
	30 x 72 Fix w/RemMod	USTLI 3072REFX RM	148	2015	2075	3348
	30 x 72 Fix w/FixFormMod	USTLI 3072REFX XFS	158	2200	2262	2869
	30 x 84 Fix w/FixMod	USTLI 3084REFX XM	139	2236	2336	3559
	30 x 84 Fix w/RemMod	USTLI 3084REFX RM	139	2268	2366	3582
	30 x 90 Fix w/FixMod	USTLI 3090REFX XM	159	2369	2522	3973
	30 x 90 Fix w/RemMod	USTLI 3090REFX RM	159	2430	2585	4033
	30 x 96 Fix w/FixMod	USTLI 3096REFX XM	185	2377	2534	4117
	30 x 96 Fix w/RemMod	USTLI 3096REFX RM	185	2414	2571	4158

Note: Training tables are often used with lightweight computer accessories. For heavy duty applications, such as large scale computer equipment, multiple monitor mounts, etc. Versteel suggests adding a third leg or stretcher. The price of the 84", 90" and 96" models include a stretcher rail required for additional support. Contact Customer Service if you have specific application concerns or questions.

To Order, Specify...

- 1 Model Number
- 2 Top Material
- 3 Edge Style and Thickness
- 4 Edge Color
- 5 Base Color
- 6 Additional Options



Base Options	Code	Price
Alternate Table Height 32" & Under.....	BAH	\$ 100
Alternate Table Height 32" & Over.....	BSP	\$ call
Casters (4), Dual Wheel Black Hard Wheel.....	CAS27	\$ 171
Casters (4), Dual Wheel Two Tone Soft Wheel.....	CAS28	\$ 171
Mix, Dual Wheel Casters & Glides.....	BMD	\$ 163
Self-Leveling Glides (4).....	GLD04	\$ 49
Stretcher Rail (Fix/Tilt) Finish Same as Base.....	BTS	\$ 243

Finish Options		
Chrome.....		\$ 649
Nickel.....		\$ 710
Powder Coat, Standard.....		n/c
Powder Coat, Premium.....		\$ 165
Platinum.....		\$ 488

Top Options		
Table Link (all four sides).....	TLK	\$ 251
Table Link (30" ends only).....	TLE	\$ 135
Special Laminate.....	TSP	call
Custom Cutout (per cutout).....	TCC	\$ 120
Laptop Locker (each).....	TLA	\$ 1375
(available on fixed tables only, see page 34 in All Tables Price List for additional information)		
Electronic Lock (per locker).....	TLEL	\$ 359
Power Unit (up to 10 lockers sequenced).....	TLPU	\$ 567
(includes 1 key, required for electronic lock)		

Power + Data Options
Please reference the Power + Data Price List

Wire Management Options		
Basket, Modesty Mount.....	WBM	\$ 97
Basket, Under Top Mount.....	WBT	\$ 97
Wire Metal Legway (each).....	WUL	\$ 64
1 Oval Brush Grommet, Location A.....	WOA	\$ 97
2 Oval Brush Grommets, Location E.....	WOE	\$ 194
1 Oval Brush Grommet, Provide Location Print.....	WOG	\$ 97
1 Round Grommet, Location A.....	WRA	\$ 76
2 Round Grommets, Location E.....	WRE	\$ 152
1 Round Grommet, Provide Location Print.....	WRG	\$ 76

Accessories		
Keyboard Platform w/Mouse Surface.....	AKP27M	\$ 760
CPU Holder (3" - 9" adjustment).....	ACPU3-9F	\$ 237
CPU Holder (5" - 8" adjustment).....	ACPU5-8F	\$ 155
CPU Holder (3" - 5" adjustment).....	ACPU3F	\$ 155
Table Floor Mount Bracket Set.....	AFB	\$ 57

**Tops**

Vela Training tables are available with rectangle shape tops ranging from 18" to 30" wide and 48" to 96" in length. The 1¼" laminate tops can be specified with several edge details.

Bases

Fixed, folding and tilt regular and cantilever T bases are all standard with nylon adjustable glides. Bases are inset from the edge of the table to allow for additional leg room.

Modesty Panels

Vela training tables are standard with modesty panels. Refer to the Modesty Panel Construction Specifications page and the individual pricing pages for additional information.

Power + Data

To complete your specification, power and data, along with wire management options, can be added to your table. Refer to the Power + Data Price List.

NOTE EXCLUSIONS REGARDING EDGE THICKNESS, BASE FUNCTIONS AND HEIGHT MAY APPLY, REFER TO INDIVIDUAL PRICING PAGES FOR COMPLETE PRODUCT OFFERING

Quickship Program

Available for select products in the Vela series. Tables must be specified with a laminate top, either a PVC edge or a flat wood edge and powder coat base finish.

The Versteel Quickship Program consists of up to 50 tables, 25 tables with modesty panels or 100 chairs in 10 working days from time of order (received by 12pm EST). Orders must be accompanied by final material and finish specifications for order entry. They must be clearly marked "Quickship" and consist of products from the program. Quickship orders cannot be changed or cancelled, and credit approval must be acquired within 24 hours.

For additional information see Versteel.com.

Laminate Standard Core Construction

The standard top construction consists of 45-50 lb particleboard, surfaced with a high pressure laminate face. A backer sheet is laminated to the underside of the top. Tops are shipped pre-drilled for field installation of bases and accessories.

PVC Flat or Fluted Edge



Edge of 2mm PVC hot melt banded to the top with 1/8" radius at the top and bottom. Available with 1 1/2" radius corners or square corners.



Offered in twenty-one (21) standard colors.

Wood Flat or Fluted Edge



Wood banding hot melt banded to the top with 1/8" radius at the top and bottom. Available with 1 1/2" radius corners or square corners.



Offered in Ash, Cherry, Maple or Walnut materials.

Bumper Edge



Exposed ply core banding with rubberized 5/8" width bumper in the center of profile. Corners with 1 1/2" radius are available on tables with 1 1/4" edge thickness.

Offered in black bumper standard color.

Reverse Bevel Acrylic



Edge of 2mm acrylic edge banding hot melt banded to MDF core. A reverse bevel is then cut into the edge exposing the MDF on the reverse bevel. The MDF is then clear coated.

Urethane/PVC Ergo Edge (User Side)



Edge of 1 3/4" wide molded urethane designed with a sloped ergonomic edge on one side and a 2mm PVC flat edge on the remaining sides. PVC corners are available in square or radius on 7/8" and 1 1/4" edge thicknesses.

Urethane offered in ten (10) colors with coordinating PVC colors.

Shipping Schedule

Standard Items

Laminate, PVC Edge	3-5 WEEKS
Laminate, Wood Edge	3-5 WEEKS
Laminate, Bumper Edge	3-5 WEEKS
Laminate, Reverse Bevel Acrylic Edge	3-5 WEEKS
Laminate, Urethane Edge	3-5 WEEKS
Quickship Products	10 WORKING DAYS

Contact Versteel Customer Service for special lead time requests.

BIFMA

All Versteel products are constructed to pass the relevant ANSI/BIFMA standards. For more detailed specifications by series and base style, contact Versteel Customer Service at 800.876.2120.

Additional information regarding warranty, terms and conditions, shipping, care and maintenance, etc. can be found in the All Tables price list.

Laminate Modesty, General Core Construction

The modesty panel is constructed of $\frac{7}{8}$ " thick, 45-50 lb. medium density particle board surfaced with high pressure laminate face on both sides. See individual styles below for panel heights per series. Modesty panel extends the length of the top and is located along the front edge of the table for maximum leg and knee clearance.

Fixed Modesty (FixMod XM)

The Fixed Modesty panel is mounted to the top with screws through steel brackets and must be field installed into pre-drilled positions in the top. Panel is 10" high with the following exceptions: Eliga (E1 bases) 7", Paces and Vela 8". All mounting hardware is packed with the modesty panel. Finish details match the top unless specified differently.

Removable Modesty (RemMod RM)

The Removable Modesty panel slides into heavy duty steel brackets that are mounted to the top. Simply tighten the handwheels to keep the modesty panel in position or loosen to remove the panel. For storage, the modesty attachment pins can be rotated 90° to prevent marring of the top surfaces. Panel is 10" high with the following exceptions: Eliga (E1 bases) 7", Paces and Vela 8". Finish details match the top unless specified differently.

Folding Modesty (FoldMod FM)

The Folding Modesty panel is mounted to the top with heavy duty hinge assemblies. A sliding brace supports the modesty panel in the set-up position and also holds the modesty panel in place in the stored position. Panel is 10" high with the following exception: Vela 8". Finish details match the top unless specified differently.

**Hanging Modesty (HangMod HM)**

The hanging modesty is mounted to the top with a metal hinge that is factory installed. This mechanism pivots if the table is tilted to allow for a 90 degree slim-tilt. All hanging modesty panels are 8½" high. Finish details match the top unless specified differently.

**Form Metal Modesty, General Construction**

The modesty panel is constructed with an aluminum extruded back panel and a perforated hinged steel door. There are three (3) separate unobstructed channels that allow the routing of power and data cables, with a wire exit on the back for the top and middle channel. The Form Modesty panel is 10" high and extends the length of the top. The Form Modesty panel is located along the front edge of the table for maximum leg and knee clearance. Accessory end cap trim kit available.

NOTE RADIUS CORNERS ARE NOT RECOMMENDED ON THE TABLE TOP WHEN A FORM MODESTY IS SPECIFIED

Fixed Form Modesty (FixFormMod XF)

The Fixed Form Modesty panel is mounted to the top with screws through steel brackets. The fixed modesty panel must be field installed into pre-drilled positions in the top. All mounting hardware is packed with the modesty panel. Extruded back panel is black with powder coat options for the perforated steel door. Powder coat finish on perforated door matches the base finish unless specified differently. Transparent powder coat finishes are not available. The panel will be radius with round holes.

NOTE RADIUS CORNERS ARE NOT RECOMMENDED ON THE TABLE TOP WHEN A FORM MODESTY IS SPECIFIED

Folding Form Modesty (FoldFormMod FF)

The Folding Form Modesty panel is mounted to the top with heavy duty steel hinge assemblies. A sliding brace supports the modesty panel in the set-up position and also holds the modesty panel in place in the stored position. Extruded back panel is black with powder coat options for the perforated steel door. Powder coat finish on perforated door matches the base finish unless specified differently. Transparent powder coat finishes are not available. The panel will be radius with round holes.

NOTE RADIUS CORNERS ARE NOT RECOMMENDED ON THE TABLE TOP WHEN A FORM MODESTY IS SPECIFIED



Fixed Lightweight Form Modesty**(FixLightweightFormMod XL)**

The Fixed Lightweight Form Modesty panel is a lightweight version of the Versteel Form Modesty. It is a formed steel perforated panel that is mounted to the top with screws through steel brackets. It must be field installed into pre-drilled positions in the top. A deep channel in the back of the panel allows for the routing of power and data cables inside of the modesty. Mounting hardware is packed with the modesty panel. Powder coat finish on the perforated panel matches the base finish unless specified differently. Transparent powder coat finishes are not available. The panel will be radius with round holes.

NOTE RADIUS CORNERS ARE NOT RECOMMENDED ON THE TABLE TOP WHEN A FORM MODESTY IS SPECIFIED

Removable Lightweight Form Modesty**(RemLightweightFormMod RL)**

The Removable Lightweight Form Modesty panel slides into heavy duty steel brackets that are mounted to the top. Simply tighten the handwheels to secure the modesty in position or loosen them to remove the panel. Powder coat finish on the perforated panel matches the base finish unless specified differently. Transparent powder coat finishes are not available. The panel will be radius with round holes.

NOTE RADIUS CORNERS ARE NOT RECOMMENDED ON THE TABLE TOP WHEN A FORM MODESTY IS SPECIFIED



Training Tables

Vela
How To Order

VERSTEEL

To Order, Specify...

- 1 Model Number, include top and edge style
- 2 Top Material
 - a. Laminate manufacturer and color
 - b. Veneer species and finish color
- 3 Edge Color
- 4 Base Color
- 5 Additional Options

base model						finish selections			options		
VT	T1	2460	RE	FX	XM	LP2S	TP WY160-SD	CABA	PWHI	WML	PPEB
series	base style	top size	top shape	table function	modesty function	top, edge & corner	top laminate manufacture & laminate code	edge color	base color	wire option	finish selection

A **VTT12460REFX XM LP2S** is a Vela series 24" x 60" rectangle training table with fixed T1 bases, a fixed modesty and a laminate 1 1/4" thick top with a PVC edge and square corners.

The codes **TP WY160-SD / CABA / PWHI** specify a Nevamar Absolute Acajou laminate, Absolute Acajou PVC edge and Whisper bases.

WML / PPEB adds a pair of wire mesh legways in Pebble.

Model Number **VTT12460REFX XM LP2S**



Orders may be sent via

Mailing Address

Versteel
2332 Cathy Lane
Jasper IN 47546

Contact Versteel

Email contact@versteel.com
Phone 800 876 2120
812 634 2120
Fax 812 482 9318

Laminate

Versteel's standard offering of laminates includes over 900 laminates from Formica, Nevamar, Pionite and Wilsonart.

Laminate manufacturers change standard offerings frequently, making it possible a standard product can become unavailable. Versteel cannot be responsible for any inconvenience this may cause.

PVC Edge Colors

Absolute AcajouCABA	PearlCPEA
AlloyCALY	PlatinumCPLA
CarbonCCAR	Pralines & CreamCPRC
ChampagneCCHA	ShadowCSHA
CoconutCCOC	SnowCSNO
EbonyCEBO	StoneCSTO
Florence WalnutCFLW	StormCSTM
FossilCFOS	WhisperCWHI
GraphiteCGRA	White LinenCWHL
GreyCGRE	
Kensington MapleCKEM	
NimbusCNIM	

Wood Edge Species

AshA01	MapleM01
CherryC01	WalnutW01

Wood Edge Finishes

Ash

BeachWBEA	FogWFOG
ChestnutWCHE	PebbleWPEB
DriftWDRI	WhisperWWHI
FawnWFAW	

Cherry

Blossom CherryWBLC	Java CherryWJAC
Cordovan CherryWCNC	Millwork CherryWMWC
Golden CherryWGNC	

Maple

Caramel MapleWCMM	Sugar MapleWSUM
Solar MapleWSLM	

Walnut

Brighton WalnutWBRW	Natural WalnutWNAW
Espresso WalnutWESW	

Urethane Edge Colors

AlloyUALY	PearlJUPEA
EbonyUEBO	StoneUSTO
FossilUFOS	StormUSTM
GraphiteUGRA	WhisperUWHI
NimbusUNIM	White LinenUWHL

Studio Steel®

Versteel's "urban fabrication" process leaves the telltale signs of welding and assembly on the surface, highlighting a manufacturing aesthetic. Choosing a clear or transparent powder coat is recommended, allowing tonal striations (created as a result of extreme heat), natural textures, and the inherent qualities of raw steel to show through.

Studio Steel Process \$165

Powder Coat Finishes

All powder coat finishes in the Versteel offering have been formulated with the use of epoxy, polyester or epoxy and polyester blends to maximize the finish durability.

Powder Coat Finish Options

Powder Coat - Standard n/c
 Powder Coat - Premium (Hope) \$165
 Powder Coat - Premium (Platinum) \$488

Powder Coat Colors

AlloyPALY	MintPMNT
AmethystPAME	NavyPNAV
AnthracitePANT	NimbusPNIM
Black AnodizedPBLA	NutmegPNUT
BronzePBRO	◆ PacificPPAC
CalypsoPCAL	PearlPPEA
CarbonPCAR	PebblePPEB
ChampagnePCHA	Ⓟ PlatinumPPLA
CoconutPCOC	PoppyPPOP
◆ CopperPCOP	◆ RavenPRAV
CrimsonPCRI	RoyalPROY
◆ CrystalPCRY	SeasidePSEA
DaffodilPDAF	ShipyardsPSHI
EbonyPEBO	SilverPSIL
ForestPFOR	SnowPSNO
FossilPFOS	StonePSTO
◆ GarnetPGAR	StormPSTM
◆ GoldPGOL	Terra CottaPTEC
GraphitePGRA	WhisperPWHI
Ⓟ HopePHOP	White LinenPWHL
Kelly GreenPKEG	Powder Coat Alternative .	.OPA
◆ MattePMAT		
MicaPMIC		

Transparent Powder Coats (indicated by ◆)

Please note that the transparent characteristics of these powders allow all natural welds and textures inherent to raw steel to be visible. Not available for application on flat sheet metal surfaces found on Brattice disc bases or Form Modesty panels.

Premium Powder Coats (indicated by Ⓟ)

Versteel's premium process uses specially formulated powder coats for a truly unique color palette.

Finish Reference & Samples

For finish color reference, please refer to our website. Contact Versteel Customer Service to receive actual color samples for color matches and final color approval.

Special Laminate

Call for quotation

Specify code **TSP** (*Special Laminate*), indicate the quoted charges per table

Special laminates and patterns can be specified as an option. To specify, contact Versteel Customer Service for availability and pricing.

NOTE LAMINATES IN STANDARD COLORS AND TEXTURES FROM FORMICA, NEVAMAR, PIONITE AND WILSONART ARE STANDARD

CAUTION LAMINATE MANUFACTURERS CHANGE STANDARD OFFERINGS FREQUENTLY, MAKING IT POSSIBLE A STANDARD PRODUCT CAN BECOME UNAVAILABLE. VERSTEEL CANNOT BE RESPONSIBLE FOR ANY INCONVENIENCE THIS MAY CAUSE.

Custom PVC Color Match

Call for quotation / one time charge per color, per order

Specify code **OCF** (*Custom PVC Color Match*), add cost from Versteel quotation

PVC Color Match can be the selection of a color that is available from a Versteel supplier or a new custom color developed for the order. Minimum footage requirements mean that the amount of material needed for your order will effect the cost.

For PVC Color Matching you must supply a color reference sample. Versteel will review the sample for possible existing colors available and send a sample for customer approval. If no color match exists, a custom match will be developed and sampled for customer approval before a production schedule is established.

Custom Urethane Edge

Call for quotation / one time charge per color, per order

Specify code **OCU** (*Custom Urethane Color Match*), add cost from Versteel quotation

For Urethane Color Matching you must supply a color reference sample. A custom match will be developed and sampled for customer approval before a production schedule is established.

Powder Coat Alternative

Call for quotation

Specify code **OPA** (*Powder Coat Alternative*), add cost from Versteel quotation

Powder Coat Alternative is available from Versteel. The entire RAL color reference along with hundreds of other color and finishes are available.

For Powder Coat Alternative matching, you must supply a color reference sample, or an RAL number. Versteel will review the sample for possible existing colors available and send a sample for customer approval. If no color match exists a custom match can be developed. Call Versteel Customer Service for associated upcharges on custom color development.

Stain Finish Match

\$996 / one time charge per finish, per order

Specify code **OSM** (*Stain Finish Match*), add \$996.00 list per finish, per order

Alternative Stain Finishes are available for veneer and wood edged tops.

For Stain Finish Matching you must supply two 4" x 4" finish color and grain reference samples. An expertly finish matched sample will be provided for customer approval.

NOTE CUSTOMS OR ALTERNATIVES MAY AFFECT STANDARD PRODUCTION SCHEDULES

Adjustable Height - Pneumatic T1 or TC Bases**\$1228 / table**

Specify code **BAT** (Adjustable Height - Pneumatic T1 or TC), add \$1228.00 list per table

Pneumatic adjustable height bases cover the most common ergonomic table heights of 26 ¾", 29" and 32" with a simple turn of a handwheel. Pneumatic height bases are designed for field serviceability, if ever needed. Available on T1 or TC fixed or tilt bases.

**ADJUSTABILITY WITH THREE PRESET TABLE HEIGHT STOPS**

TYPING HEIGHT	26 ¾"
STANDARD HEIGHT	29"
WHEELCHAIR HEIGHT	32"

NOTE FOR OTHER TABLE HEIGHT REQUIREMENTS CONTACT VERSTEEL CUSTOMER SERVICE FOR STRUCTURAL DETAILS, PRICING AND AVAILABILITY

Alternate Table Height 32" and Under**\$100 / table**

Specify code **BAH** (Alternate Height 32" and under), indicate desired table height (32" or less), add \$100.00 list per table

Suggested typing height table is 26 ¾"
Suggested wheelchair height table is 32"
Suggested stand up height table is 42"

NOTE FOR OTHER TABLE HEIGHT REQUIREMENTS CONTACT VERSTEEL CUSTOMER SERVICE FOR STRUCTURAL DETAILS, PRICING AND AVAILABILITY

Casters - Vela Wheel**\$171 / set of 4**

Specify code **CAS29** (Casters - Vela Wheel), add \$171 list per table.

Unique, Vela-profile 3" diameter, standard locking casters are available on most interplay and Vela base styles. Each is fitted into a reinforced caster receiver and must be specified at time of order. Caster option does not change the overall height of the table.

**Mix - Vela Wheel Casters & Glides****\$163 / table**

Specify code **BMV** (Mix - Vela Wheel Casters & Glides), add \$163.00 list per table

Tables can be specified with the unique, Vela profile 3" diameter, standard locking casters on half of the table, with glides on the other half. Each is fitted into a reinforced caster receiver and must be specified at time of order. Mix option does not change the overall height of the table.

NOTE NOT AVAILABLE ON X1, X4 OR Y3 BASES

Self-Leveling Glides**\$49 / table**

Specify code **GLD04** (Self-Leveling Glides), add \$49.00 list per table

Self-Leveling Glides replace standard glides. This option allows the table to automatically compensate up to ½" for floors that are not level. Self-leveling glides increase overall table height by ¾". See individual product pages for availability.

**Table Floor Mount****\$57 / table**

Specify code **AFB** (Table Floor Mount Bracket Set), add \$57.00 list per table

Bracket to slip over the standard table glide and fasten to the floor with fasteners supplied by the installer. Set of four (4) brackets will securely mount the table to the floor to prevent movement.



NOTE NOT AVAILABLE ON BASES WITH CASTERS OR SELF-LEVELING GLIDES

Assembled Folding Table**\$77 / table**

Specify code **BAF** (Assembled Folding Table), add \$77.00 list per table

Folding bases can be attached to tops at the factory

NOTE RECTANGLE TABLES WITH FOLDING BASE AND FOLDING MODESTY PANELS ARE SHIPPED ASSEMBLED WITHOUT ADDITIONAL CHARGE



Stretcher Rail**\$243/table**

Specify code **BSR** (Stretcher Rail), required finish selection_, add \$243.00 list per table

Available for T1, TC and T2 style, fixed and tilt bases to increase table rigidity. Necessary tools are provided to install the stretcher



NOTE A STRETCHER IS NOT A RETROFIT ITEM, IT MUST BE SPECIFIED AT TIME OF ORDER

Top Custom Cutout**\$120 / cutout**

Specify code **TCC** (Top Custom Cutout), add \$120.00 list per cutout

Top Custom Cutout requires a drawing for production and is subject to approvals.

Table Link**\$251 / table**

Specify code **TLK** (Table Link), add \$251.00 list per table

Table Link is for linking Versteel table configurations in typical room situations.

Table link will prevent the accidental disconnection of power supply to adjacent tables. Available on tables with PVC, 3mm Wood, Wood Square, Wood Fluted and Ergo user side edge details.



Closed end link brackets are provided for tops without bases or tables with a base that does not allow the table to stand alone.

**Table Link - Ends Only****\$135 / table**

Specify code **TLE** (Table Link - Ends Only), add \$135.00 list per table

Table Link is for linking Versteel table configurations in typical room situations.

Specify Table Link - Ends Only when your configuration requires linking on the table ends only. Available on tables with PVC, 3mm Wood, Wood Square, Wood Fluted and Ergo user side edge details. Table Link - Ends Only is included with electrical package options. This will prevent the accidental disconnection of power supply to adjacent tables.

**Laptop Locker****\$1375 / locker**

*Fixed tables only (not available on tilt, slim-tilt or folding tables)

Specify code **TLA1** (One Laptop Locker) or code **TLA2** (Two Laptop Lockers) add \$1375.00 list per Laptop Locker.

Indicate Manual Locking Keyed Individually **TMKI**, Manual Locking Keyed Alike **TMKA** or Electronic Locking **TLEL**. Add \$359.00 list per Laptop Locker when Electronic Locking is specified AND **TLP** (Laptop Locker power unit) which is required for the electronic locking option, add \$557.00 list (Power unit sequences up to 10 lockers, includes 1 key).

The minimum table width available with Laptop Locker is 24".



The minimum table length available with Laptop Locker is 36". The maximum table length available is 96".

2 Laptop Lockers can be installed starting at a table length of 60" or greater (table subject to additional base and/or support base when more than one unit is installed in top greater than or equal to 72").

All lockers to have urethane edge on locker door and top opening. Specify Urethane color when ordering a laptop locker.

Urethane Colors

Alloy	UALY	Pearl	JPEA
Ebony	UEBO	Stone	USTO
Fossil	UFOS	Storm	USTM
Graphite	UGRA	Whisper	UWHI
Nimbus	UNIM	White Linen	UWHL

NOTE LAPTOP LOCKER IS NOT AVAILABLE ON VENEER TOP SURFACES, WOODGRAIN OR DIRECTIONAL PATTERN LAMINATES OR TABLE WITH LIGHTWEIGHT LAMINATE CORE.

For additional questions contact Versteel Customer Service at 800.876.2120.

Table Transport

\$1855 / each

Specify code **ATT3054** (Table Transport), add \$1855.00 list each

The transport saves time and labor. Its 31" width can move tables of any length through doorways with ease.



SPECIFICATIONS

- Weight: 61 lbs.
- 31" x 54" overall footprint
- Black powder coat finish
- Two (2) swivel and two (2) non-swivel casters
- 5" casters are non-marking wheel material

TRANSPORT CAPACITY

FOLDED TABLES WITHOUT MODESTY PANEL	6 ON EDGE 8 STACKED FLAT
FOLDED TABLES WITH MODESTY	5 STACKED FLAT
OVERLAPPING FOLDED TABLES	4 ON EDGE

NOTE MAXIMUM LOAD WEIGHT: 1,000 LBS

NOTE TABLES GREATER THAN 27" IN WIDTH DO NOT STACK HORIZONTALLY ON THE TRANSPORT



Questions?

800 876 2120

Overlapping Folding Bases
 Quickship Program Product
 For Quickship specification details, visit www.versteel.com/quickship

top >
edge >

edge ordering code (radius corner) >
or
edge ordering code (square corner) >
top thickness >

edge ordering code (radius corner) >
or
edge ordering code (square corner) >
top thickness >

Laminate PVC	Laminate Wood	Laminate Soft PVC	Laminate Urethane/PVC
Flat LP2R or LP2S 1 1/4"	Flat LW2R or LW2S 1 1/4"	Bumper LB2R 1 1/4"	Ergo (user side only) LUPE2R or LUPE2S 1 1/4"
Fluted LPF2R or LPF2S 1 1/4"	Fluted LWF2R or LWF2S 1 1/4"	Reverse Bevel Acrylic LMRA2R or LMRA2S 1 1/4"	PVC on remaining sides 1 1/4"
1 1/4"	1 1/4"	1 1/4"	1 1/4"

Base Style	Table Description	Model #	Product Wt
 TI	20 x 48 Fix w/FixMod	VTTI 2048REFX XM	≈0S 65
	20 x 48 Fix w/RemMod	VTTI 2048REFX RM	≈0S 65
	20 x 48 Fold w/RemMod	VTTI 2048REFO RM	≈0S 69
	20 x 48 Slim-Tilt w/HangMod	VTTI 2048REST HM	≈0S 80
	20 x 48 Fix w/FixLightweightFormMod	VTTI 2048REFX XL	65
	20 x 48 Fix w/RemLightweightFormMod	VTTI 2048REFX RL	65
	20 x 48 Fold w/RemLightweightFormMod	VTTI 2048REFO RL	69
	20 x 48 Fix w/FixFormMod	VTTI 2048REFX XF	75
	20 x 60 Fix w/FixMod	VTTI 2060REFX XM	≈0S 77
	20 x 60 Fix w/RemMod	VTTI 2060REFX RM	≈0S 77
	20 x 60 Fold w/RemMod	VTTI 2060REFD RM	≈0S 82
	20 x 60 Slim-Tilt w/HangMod	VTTI 2060REST HM	≈0S 92
	20 x 60 Fix w/FixLightweightFormMod	VTTI 2060REFX XL	76
	20 x 60 Fix w/RemLightweightFormMod	VTTI 2060REFX RL	76
	20 x 60 Fold w/RemLightweightFormMod	VTTI 2060REFD RL	81
	20 x 60 Fix w/FixFormMod	VTTI 2060REFX XF	89
	20 x 72 Fix w/FixMod	VTTI 2072REFX XM	≈0S 89
	20 x 72 Fix w/RemMod	VTTI 2072REFX RM	≈0S 89
	20 x 72 Fold w/RemMod	VTTI 2072REFD RM	≈0S 94
	20 x 72 Slim-Tilt w/HangMod	VTTI 2072REST HM	≈0S 104
	20 x 72 Fix w/FixLightweightFormMod	VTTI 2072REFX XL	90
	20 x 72 Fix w/RemLightweightFormMod	VTTI 2072REFX RL	90
	20 x 72 Fold w/RemLightweightFormMod	VTTI 2072REFD RL	95
	20 x 72 Fix w/FixFormMod	VTTI 2072REFX XF	104

Note: Training tables are often used with lightweight computer accessories. For heavy duty applications, such as large scale computer equipment, multiple monitor mounts, etc. Versteel suggests adding a third leg or stretcher. Contact Customer Service if you have specific application concerns or questions.

To Order, Specify...

- 1 Model Number
- 2 Top Material
- 3 Edge Style and Thickness
- 4 Edge Color
- 5 Base Color
- 6 Additional Options



Base Options	Code	Price
Assembled Folding TableBAF	\$ 77
Alternate Table Height 32" & Under.....	.BAH	\$ 100
Alternate Table Height 32" & Over.....	.BSP	call
Adjustable Height, Pneumatic (Fix/Tilt).....	.BAT	\$ 1228
Casters (4), Vela Wheel.....	.CAS29	\$ 171
Mix, Vela Wheel Casters & Glides.....	.BMV	\$ 163
Self Leveling Glides (4)GLD04	\$ 49
Stretcher Rail (Fix/Tilt) Finish Same as Base.....	.BTS	\$ 243

Finish Options		
Powder Coat, Standard		n/c
Powder Coat, Premium.....		\$ 165
Platinum.....		\$ 488

Top Options		
Table Link (all four sides)TLK	\$ 251
Table Link (20" ends only)TLE	\$ 135
Special Laminate.....	.TSP	call
Custom Cutout (per cutout)TCC	\$ 120

Power + Data Options
Please reference the Power + Data Price List

Wire Management Options		
Basket, Modesty Mount.....	.WBM	\$ 97
Basket, Under Top MountWBT	\$ 97
Wire Mesh Legway (pair)WML_	\$ 205
1 Oval Brush Grommet, Location A.....	.WOA	\$ 97
2 Oval Brush Grommets, Location EWOE	\$ 194
1 Oval Brush Grommet, Provide Location Print.....	.WOG	\$ 97
1 Round Grommet, Location AWRA	\$ 76
2 Round Grommets, Location E.....	.WRE	\$ 152
1 Round Grommet, Provide Location PrintWRG	\$ 76

Accessories		
CPU Holder (3" - 9" adjustment)ACPU3-9F	\$ 237
CPU Holder (5" - 8" adjustment).....	.ACPU5-8F	\$ 155
CPU Holder (3" - 5" adjustment).....	.ACPU3F	\$ 155
Table Transport.....	.ATT3054	\$ 1855
Table Floor Mount Bracket Set.....	.AFB	\$ 57



Questions?








800 876 2120


Quickship Program Product
For Quickship specification details,
visit www.versteel.com/quickship

top >
edge >

edge ordering code (radius corner) >
or
edge ordering code (square corner) >
top thickness >

edge ordering code (radius corner) >
or
edge ordering code (square corner) >
top thickness >

Laminate PVC	Laminate Wood	Laminate Soft PVC	Laminate Urethane/PVC
Flat  LP2R or LP2S 1 1/4"	Flat  LW2R or LW2S 1 1/4"	Bumper  LB2R 1 1/4"	Ergo (user side only)  LUPE2R or LUPE2S 1 1/4"
Fluted  LPF2R or LPF2S 1 1/4"	Fluted  LWF2R or LWF2S 1 1/4"	Reverse Bevel Acrylic  LMRA2R or LMRA2S 1 1/4"	PVC on remaining sides 1 1/4"
1 1/4"	1 1/4"	1 1/4"	1 1/4"

Base Style	Table Description	Model #	Product Wt
 TI	20 x 84 Fix w/FixMod	VTTI 2084REFX XM	101
	20 x 84 Fix w/RemMod	VTTI 2084REFX RM	101
	20 x 84 Fold w/RemMod	VTTI 2084REFD RM	106
	20 x 84 Slim-Tilt w/HangMod	VTTI 2084REST HM	116
	20 x 90 Fix w/FixMod	VTTI 2090REFX XM	107
	20 x 90 Fix w/RemMod	VTTI 2090REFX RM	107
	20 x 90 Fold w/RemMod	VTTI 2090REFD RM	112
	20 x 90 Slim-Tilt w/HangMod	VTTI 2090REST HM	122
	20 x 96 Fix w/FixMod	VTTI 2096REFX XM	113
	20 x 96 Fix w/RemMod	VTTI 2096REFX RM	113
	20 x 96 Fold w/RemMod	VTTI 2096REFD RM	118
	20 x 96 Slim-Tilt w/HangMod	VTTI 2096REST HM	128

Note: The price of the 84", 90" and 96" models include a stretcher rail required for additional support. contact Customer Service if you have specific application concerns or questions.

To Order, Specify...

- 1 Model Number
- 2 Top Material
- 3 Edge Style and Thickness
- 4 Edge Color
- 5 Base Color
- 6 Additional Options



Base Options	Code	Price
Assembled Folding TableBAF	\$ 77
Alternate Table Height 32" & Under.....	.BAH	\$ 100
Alternate Table Height 32" & Over.....	.BSP	call
Adjustable Height, Pneumatic (Fix/Tilt).....	.BAT	\$ 1228
Self Leveling Glides (4)GLD04	\$ 49
Stretcher Rail (Fix/Tilt) Finish Same as Base.....	.BTS	\$ 243

Finish Options		
Powder Coat, Standard		n/c
Powder Coat, Premium.....		\$ 165
Platinum.....		\$ 488

Top Options		
Table Link (all four sides)TLK	\$ 251
Table Link (20" ends only)TLE	\$ 135
Special Laminate.....	.TSP	call
Custom Cutout (per cutout)TCC	\$ 120

Power + Data Options
Please reference the Power + Data Price List

Wire Management Options		
Basket, Modesty Mount.....	.WBM	\$ 97
Basket, Under Top Mount.....	.WBT	\$ 97
Wire Mesh Legway (pair)WML_	\$ 205
1 Oval Brush Grommet, Location A.....	.WOA	\$ 97
2 Oval Brush Grommets, Location E.....	.WOE	\$ 194
1 Oval Brush Grommet, Provide Location Print.....	.WOG	\$ 97
1 Round Grommet, Location A.....	.WRA	\$ 76
2 Round Grommets, Location E.....	.WRE	\$ 152
1 Round Grommet, Provide Location PrintWRG	\$ 76

Accessories		
CPU Holder (3" - 9" adjustment)ACPU3-9F	\$ 237
CPU Holder (5" - 8" adjustment).....	.ACPU5-8F	\$ 155
CPU Holder (3" - 5" adjustment).....	.ACPU3F	\$ 155
Table TransportATT3054	\$ 1855
Table Floor Mount Bracket Set.....	.AFB	\$ 57



Questions?

800 876 2120

- Overlapping Folding Bases
- Quickship Program Product
For Quickship specification details, visit www.versteel.com/quickship

top >
edge >

edge ordering code (radius corner) >
or
edge ordering code (square corner) >
top thickness >

edge ordering code (radius corner) >
or
edge ordering code (square corner) >
top thickness >

Laminate PVC	Laminate Wood	Laminate Soft PVC	Laminate Urethane/PVC
Flat LP2R or LP2S 1 1/4"	Flat LW2R or LW2S 1 1/4"	Bumper LB2R 1 1/4"	Ergo (user side only) LUPE2R or LUPE2S 1 1/4"
Fluted LPF2R or LPF2S 1 1/4"	Fluted LWF2R or LWF2S 1 1/4"	Reverse Bevel Acrylic LMRA2R or LMRA2S 1 1/4"	PVC on remaining sides 1 1/4"
1 1/4"	1 1/4"	1 1/4"	1 1/4"

Base Style	Table Description	Model #	Product Wt
	24 x 48 Fix w/FixMod	VTTI 2448REFX XM	72
	24 x 48 Fix w/RemMod	VTTI 2448REFX RM	72
	24 x 48 Fold w/RemMod	VTTI 2448REFO RM	76
	24 x 48 Slim-Tilt w/HangMod	VTTI 2448REST HM	87
	24 x 48 Fix w/FixLightweightFormMod	VTTI 2448REFX XL	72
	24 x 48 Fix w/RemLightweightFormMod	VTTI 2448REFX RL	72
	24 x 48 Fold w/RemLightweightFormMod	VTTI 2448REFO RL	76
	24 x 48 Fix w/FixFormMod	VTTI 2448REFX XF	82
	24 x 60 Fix w/FixMod	VTTI 2460REFX XM	85
	24 x 60 Fix w/RemMod	VTTI 2460REFX RM	85
	24 x 60 Fold w/RemMod	VTTI 2460REFD RM	90
	24 x 60 Fold w/FoldMod	VTTI 2460REFD FM	90
	24 x 60 Slim-Tilt w/HangMod	VTTI 2460REST HM	100
	24 x 60 Fix w/FixLightweightFormMod	VTTI 2460REFX XL	84
	24 x 60 Fix w/RemLightweightFormMod	VTTI 2460REFX RL	84
	24 x 60 Fold w/RemLightweightFormMod	VTTI 2460REFD RL	89
	24 x 60 Fix w/FixFormMod	VTTI 2460REFX XF	97
	24 x 60 Fold w/FoldFormMod	VTTI 2460REFD FF	102

Note: Training tables are often used with lightweight computer accessories. For heavy duty applications, such as large scale computer equipment, multiple monitor mounts, etc. Versteel suggests adding a third leg or stretcher. Contact Customer Service if you have specific application concerns or questions.

To Order, Specify...

- 1 Model Number
- 2 Top Material
- 3 Edge Style and Thickness
- 4 Edge Color
- 5 Base Color
- 6 Additional Options



Base Options	Code	Price
Assembled Folding TableBAF	\$ 77
Alternate Table Height 32" & Under.....	.BAH	\$ 100
Alternate Table Height 32" & Over.....	.BSP	call
Adjustable Height, Pneumatic (Fix/Tilt).....	.BAT	\$ 1228
Casters (4), Vela Wheel.....	.CAS29	\$ 171
Mix, Vela Wheel Casters & Glides.....	.BMV	\$ 163
Self Leveling Glides (4)GLD04	\$ 49
Stretcher Rail (Fix/Tilt) Finish Same as Base.....	.BTS	\$ 243

Finish Options		
Powder Coat, Standard		n/c
Powder Coat, Premium.....	\$	165
Platinum.....	\$	488

Top Options		
Table Link (all four sides)TLK	\$ 251
Table Link (24" ends only)TLE	\$ 135
Special Laminate.....	.TSP	call
Custom Cutout (per cutout)TCC	\$ 120
Laptop Locker (each).....	.TLA	\$ 1375
(available on fixed tables only, see page 34 in All Tables Price List for additional information)		
Electronic Lock (per locker).....	.TLEL	\$ 359
Power Unit (up to 10 lockers sequenced)TLPU	\$ 567
(includes 1 key, required for electronic lock)		

Power + Data Options
Please reference the Power + Data Price List

Wire Management Options		
Basket, Modesty Mount.....	.WBM	\$ 97
Basket, Under Top MountWBT	\$ 97
Wire Mesh Legway (pair)WML_	\$ 205
1 Oval Brush Grommet, Location A.....	.WOA	\$ 97
2 Oval Brush Grommets, Location EWOE	\$ 194
1 Oval Brush Grommet, Provide Location Print.....	.WOG	\$ 97
1 Round Grommet, Location AWRA	\$ 76
2 Round Grommets, Location E.....	.WRE	\$ 152
1 Round Grommet, Provide Location PrintWRG	\$ 76

Accessories		
Keyboard Platform w/Mouse SurfaceAKP27M	\$ 760
CPU Holder (3" - 9" adjustment)ACPU3-9F	\$ 237
CPU Holder (5" - 8" adjustment).....	.ACPU5-8F	\$ 155
CPU Holder (3" - 5" adjustment).....	.ACPU3F	\$ 155
Table TransportATT3054	\$ 1855
Table Floor Mount Bracket Set.....	.AFB	\$ 57



Questions?

800 876 2120

Quickship Program Product
For Quickship specification details,
visit www.versteel.com/quickship

top >
edge >

edge ordering code (radius corner) >
or
edge ordering code (square corner) >
top thickness >

edge ordering code (radius corner) >
or
edge ordering code (square corner) >
top thickness >
top thickness price >

Laminate PVC	Laminate Wood	Laminate Soft PVC	Laminate Urethane/PVC
Flat LP2R or LP2S 1 1/4"	Flat LW2R or LW2S 1 1/4"	Bumper LB2R 1 1/4"	Ergo (user side only) LUPE2R or LUPE2S 1 1/4"
Fluted LPF2R or LPF2S 1 1/4"	Fluted LWF2R or LWF2S 1 1/4"	Reverse Bevel Acrylic LMRA2R or LMRA2S 1 1/4"	PVC on remaining sides 1 1/4"
1 1/4"	1 1/4"	1 1/4"	1 1/4"

Base Style	Table Description	Model #	Product Wt
 TI	24 x 72 Fix w/FixMod	VTTI 2472REFX XM	99
	24 x 72 Fix w/RemMod	VTTI 2472REFX RM	99
	24 x 72 Fold w/RemMod	VTTI 2472REFD RM	104
	24 x 72 Slim-Tilt w/HangMod	VTTI 2472REST HM	114
	24 x 72 Fix w/FixLightweightFormMod	VTTI 2472REFX XL OR XLS	99
	24 x 72 Fix w/RemLightweightFormMod	VTTI 2472REFX RL OR RLS	99
	24 x 72 Fold w/RemLightweightFormMod	VTTI 2472REFD RL OR RLS	104
	24 x 72 Fix w/FixFormMod	VTTI 2472REFX XF OR XFS	114
	24 x 84 Fix w/FixMod	VTTI 2484REFX XM	112
	24 x 84 Fix w/RemMod	VTTI 2484REFX RM	112
	24 x 84 Fold w/RemMod	VTTI 2484REFD RM	117
	24 x 84 Slim-Tilt w/HangMod	VTTI 2484REST HM	127
	24 x 90 Fix w/FixMod	VTTI 2490REFX XM	120
	24 x 90 Fix w/RemMod	VTTI 2490REFX RM	120
	24 x 90 Fold w/RemMod	VTTI 2490REFD RM	125
	24 x 90 Slim-Tilt w/HangMod	VTTI 2490REST HM	135
	24 x 96 Fix w/FixMod	VTTI 2496REFX XM	126
	24 x 96 Fix w/RemMod	VTTI 2496REFX RM	126
	24 x 96 Fold w/RemMod	VTTI 2496REFD RM	131
	24 x 96 Slim-Tilt w/HangMod	VTTI 2496REST HM	141

Note: Training tables are often used with lightweight computer accessories. For heavy duty applications, such as large scale computer equipment, multiple monitor mounts, etc. Versteel suggests adding a third leg or stretcher. The price of the 84", 90" and 96" models include a stretcher rail required for additional support. Contact Customer Service if you have specific application concerns or questions.

To Order, Specify...

- 1 Model Number
- 2 Top Material
- 3 Edge Style and Thickness
- 4 Edge Color
- 5 Base Color
- 6 Additional Options



Base Options	Code	Price
Assembled Folding TableBAF	\$ 77
Alternate Table Height 32" & Under.....	.BAH	\$ 100
Alternate Table Height 32" & Over.....	.BSP	call
Adjustable Height, Pneumatic (Fix/Tilt).....	.BAT	\$ 1228
Casters (4), Vela Wheel (72" only).....	.CAS29	\$ 171
Mix, Vela Wheel Casters & Glides (72" only)BMV	\$ 163
Self Leveling Glides (4)GLD04	\$ 49
Stretcher Rail (Fix/Tilt) Finish Same as Base.....	.BTS	\$ 243

Finish Options		
Powder Coat, Standard		n/c
Powder Coat, Premium.....		\$ 165
Platinum.....		\$ 488

Top Options		
Table Link (all four sides)TLK	\$ 251
Table Link (24" ends only)TLE	\$ 135
Special Laminate.....	.TSP	call
Custom Cutout (per cutout)TCC	\$ 120
Laptop Locker (each).....	.TLA	\$ 1375
(available on fixed tables only, see page 34 in All Tables Price List for additional information)		
Electronic Lock (per locker).....	.TLEL	\$ 359
Power Unit (up to 10 lockers sequenced)TLPU	\$ 567
(includes 1 key, required for electronic lock)		

Power + Data Options
Please reference the Power + Data Price List

Wire Management Options		
Basket, Modesty Mount.....	.WBM	\$ 97
Basket, Under Top MountWBT	\$ 97
Wire Mesh Legway (pair)WML	\$ 205
1 Oval Brush Grommet, Location A.....	.WOA	\$ 97
2 Oval Brush Grommets, Location EWOE	\$ 194
1 Oval Brush Grommet, Provide Location Print.....	.WOG	\$ 97
1 Round Grommet, Location AWRA	\$ 76
2 Round Grommets, Location E.....	.WRE	\$ 152
1 Round Grommet, Provide Location PrintWRG	\$ 76

Accessories		
Keyboard Platform w/Mouse SurfaceAKP27M	\$ 760
CPU Holder (3" - 9" adjustment)ACPU3-9F	\$ 237
CPU Holder (5" - 8" adjustment).....	.ACPU5-8F	\$ 155
CPU Holder (3" - 5" adjustment).....	.ACPU3F	\$ 155
Table TransportATT3054	\$ 1855
Table Floor Mount Bracket Set.....	.AFB	\$ 57



Questions?

800 876 2120

Overlapping Folding Bases

Quickship Program Product

For Quickship specification details, visit www.versteel.com/quickship

top >
edge >

edge ordering code (radius corner) >
or
edge ordering code (square corner) >
top thickness >

edge ordering code (radius corner) >
or
edge ordering code (square corner) >
top thickness >

Laminate PVC	Laminate Wood	Laminate Soft PVC	Laminate Urethane/PVC
Flat LP2R or LP2S 1 1/4"	Flat LW2R or LW2S 1 1/4"	Bumper LB2R 1 1/4"	Ergo (user side only) LUPE2R or LUPE2S 1 1/4"
Fluted LPF2R or LPF2S 1 1/4"	Fluted LWF2R or LWF2S 1 1/4"	Reverse Bevel Acrylic LMRA2R or LMRA2S 1 1/4"	PVC on remaining sides 1 1/4"
1 1/4"	1 1/4"	1 1/4"	1 1/4"

Base Style	Table Description	Model #	Product Wt
	30 x 48 Fix w/FixMod	VTTI 3048REFX XM	86
	30 x 48 Fix w/RemMod	VTTI 3048REFX RM	86
	30 x 48 Fold w/RemMod	VTTI 3048REFO RM	85
	30 x 48 Slim-Tilt w/HangMod	VTTI 3048REST HM	101
	30 x 48 Fix w/FixLightweightFormMod	VTTI 3048REFX XL	85
	30 x 48 Fix w/RemLightweightFormMod	VTTI 3048REFX RL	85
	30 x 48 Fold w/RemLightweightFormMod	VTTI 3048REFO RL	85
	30 x 48 Fix w/FixFormMod	VTTI 3048REFX XF	96
	30 x 60 Fix w/FixMod	VTTI 3060REFX XM	101
	30 x 60 Fix w/RemMod	VTTI 3060REFX RM	101
	30 x 60 Fold w/RemMod	VTTI 3060REFD RM	106
	30 x 60 Fold w/FoldMod	VTTI 3060REFD FM	106
	30 x 60 Slim-Tilt w/HangMod	VTTI 3060REST HM	116
	30 x 60 Fix w/FixLightweightFormMod	VTTI 3060REFX XL	101
	30 x 60 Fix w/RemLightweightFormMod	VTTI 3060REFX RL	101
	30 x 60 Fold w/RemLightweightFormMod	VTTI 3060REFD RL	106
	30 x 60 Fix w/FixFormMod	VTTI 3060REFX XF	113
	30 x 60 Fold w/FoldFormMod	VTTI 3060REFD FF	118

Note: Training tables are often used with lightweight computer accessories. For heavy duty applications, such as large scale computer equipment, multiple monitor mounts, etc. Versteel suggests adding a third leg or stretcher. Contact Customer Service if you have specific application concerns or questions.

To Order, Specify...

- 1 Model Number
- 2 Top Material
- 3 Edge Style and Thickness
- 4 Edge Color
- 5 Base Color
- 6 Additional Options



Base Options	Code	Price
Assembled Folding TableBAF	\$ 77
Alternate Table Height 32" & Under.....	.BAH	\$ 100
Alternate Table Height 32" & Over.....	.BSP	call
Adjustable Height, Pneumatic (Fix/Tilt).....	.BAT	\$ 1228
Casters (4), Vela Wheel.....	.CAS29	\$ 171
Mix, Vela Wheel Casters & Glides.....	.BMV	\$ 163
Self Leveling Glides (4)GLD04	\$ 49
Stretcher Rail (Fix/Tilt) Finish Same as Base.....	.BTS	\$ 243

Finish Options		
Powder Coat, Standard		n/c
Powder Coat, Premium.....		\$ 165
Platinum.....		\$ 488

Top Options		
Table Link (all four sides)TLK	\$ 251
Table Link (30" ends only)TLE	\$ 135
Special Laminate.....	.TSP	call
Custom Cutout (per cutout)TCC	\$ 120
Laptop Locker (each).....	.TLA	\$ 1375
(available on fixed tables only, see page 34 in All Tables Price List for additional information)		
Electronic Lock (per locker).....	.TLEL	\$ 359
Power Unit (up to 10 lockers sequenced)TLPU	\$ 567
(includes 1 key, required for electronic lock)		

Power + Data Options
Please reference the Power + Data Price List

Wire Management Options		
Basket, Modesty Mount.....	.WBM	\$ 97
Basket, Under Top MountWBT	\$ 97
Wire Mesh Legway (pair)WML_	\$ 205
1 Oval Brush Grommet, Location A.....	.WOA	\$ 97
2 Oval Brush Grommets, Location EWOE	\$ 194
1 Oval Brush Grommet, Provide Location Print.....	.WOG	\$ 97
1 Round Grommet, Location AWRA	\$ 76
2 Round Grommets, Location E.....	.WRE	\$ 152
1 Round Grommet, Provide Location PrintWRG	\$ 76

Accessories		
Keyboard Platform w/Mouse SurfaceAKP27M	\$ 760
CPU Holder (3" - 9" adjustment)ACPU3-9F	\$ 237
CPU Holder (5" - 8" adjustment).....	.ACPU5-8F	\$ 155
CPU Holder (3" - 5" adjustment).....	.ACPU3F	\$ 155
Table TransportATT3054	\$ 1855
Table Floor Mount Bracket Set.....	.AFB	\$ 57



Questions?

800 876 2120

Quickship Program Product
For Quickship specification details,
visit www.versteel.com/quickship

top >
edge >

edge ordering code (radius corner) >
or
edge ordering code (square corner) >
top thickness >

edge ordering code (radius corner) >
or
edge ordering code (square corner) >
top thickness >

Laminate PVC	Laminate Wood	Laminate Soft PVC	Laminate Urethane/PVC
Flat LP2R or LP2S 1 1/4"	Flat LW2R or LW2S 1 1/4"	Bumper LB2R 1 1/4"	Ergo (user side only) LUPE2R or LUPE2S 1 1/4"
Fluted LPF2R or LPF2S 1 1/4"	Fluted LWF2R or LWF2S 1 1/4"	Reverse Bevel Acrylic LMRA2R or LMRA2S 1 1/4"	PVC on remaining sides
1 1/4"	1 1/4"	1 1/4"	1 1/4"

Base Style	Table Description	Model #	Product Wt
 TI	30 x 72 Fix w/FixMod	VTTI 3072REFX XM	118
	30 x 72 Fix w/RemMod	VTTI 3072REFX RM	118
	30 x 72 Fold w/RemMod	VTTI 3072REFD RM	123
	30 x 72 Slim-Tilt w/HangMod	VTTI 3072REST HM	133
	30 x 72 Fix w/FixLightweightFormMod	VTTI 3072REFX XL	118
	30 x 72 Fix w/RemLightweightFormMod	VTTI 3072REFX RL	118
	30 x 72 Fold w/RemLightweightFormMod	VTTI 3072REFD RL	123
	30 x 72 Fix w/FixFormMod	VTTI 3072REFX XF	132
	30 x 84 Fix w/FixMod	VTTI 3084REFX XM	133
	30 x 84 Fix w/RemMod	VTTI 3084REFX RM	133
	30 x 84 Fold w/RemMod	VTTI 3084REFD RM	138
	30 x 84 Slim-Tilt w/HangMod	VTTI 3084REST HM	148
	30 x 90 Fix w/FixMod	VTTI 3090REFX XM	142
	30 x 90 Fix w/RemMod	VTTI 3090REFX RM	142
	30 x 90 Fold w/RemMod	VTTI 3090REFD RM	147
	30 x 90 Slim-Tilt w/HangMod	VTTI 3090REST HM	157
	30 x 96 Fix w/FixMod	VTTI 3096REFX XM	150
	30 x 96 Fix w/RemMod	VTTI 3096REFX RM	150
	30 x 96 Fold w/RemMod	VTTI 3096REFD RM	155
	30 x 96 Slim-Tilt w/HangMod	VTTI 3096REST HM	165

Note: Training tables are often used with lightweight computer accessories. For heavy duty applications, such as large scale computer equipment, multiple monitor mounts, etc. Versteel suggests adding a third leg or stretcher. The price of the 84", 90" and 96" models include a stretcher rail required for additional support. Contact Customer Service if you have specific application concerns or questions.

To Order, Specify...

- 1 Model Number
- 2 Top Material
- 3 Edge Style and Thickness
- 4 Edge Color
- 5 Base Color
- 6 Additional Options



Base Options	Code	Price
Assembled Folding TableBAF	\$ 77
Alternate Table Height 32" & Under.....	.BAH	\$ 100
Alternate Table Height 32" & Over.....	.BSP	call
Adjustable Height, Pneumatic (Fix/Tilt).....	.BAT	\$ 1228
Casters (4), Vela Wheel (72" only).....	.CAS29	\$ 171
Mix, Vela Wheel Casters & Glides (72" only)BMV	\$ 163
Self Leveling Glides (4)GLD04	\$ 49
Stretcher Rail (Fix/Tilt) Finish Same as Base.....	.BTS	\$ 243

Finish Options		
Powder Coat, Standard		n/c
Powder Coat, Premium.....	\$	165
Platinum.....	\$	488

Top Options		
Table Link (all four sides)TLK	\$ 251
Table Link (30" ends only)TLE	\$ 135
Special Laminate.....	.TSP	call
Custom Cutout (per cutout)TCC	\$ 120
Laptop Locker (each).....	.TLA	\$ 1375
(available on fixed tables only, see page 34 in All Tables Price List for additional information)		
Electronic Lock (per locker).....	.TLEL	\$ 359
Power Unit (up to 10 lockers sequenced)TLPU	\$ 567
(includes 1 key, required for electronic lock)		

Power + Data Options
Please reference the Power + Data Price List

Wire Management Options		
Basket, Modesty Mount.....	.WBM	\$ 97
Basket, Under Top MountWBT	\$ 97
Wire Mesh Legway (pair)WML_	\$ 205
1 Oval Brush Grommet, Location A.....	.WOA	\$ 97
2 Oval Brush Grommets, Location EWOE	\$ 194
1 Oval Brush Grommet, Provide Location Print.....	.WOG	\$ 97
1 Round Grommet, Location AWRA	\$ 76
2 Round Grommets, Location E.....	.WRE	\$ 152
1 Round Grommet, Provide Location PrintWRG	\$ 76

Accessories		
Keyboard Platform w/Mouse SurfaceAKP27M	\$ 760
CPU Holder (3" - 9" adjustment)ACPU3-9F	\$ 237
CPU Holder (5" - 8" adjustment).....	.ACPU5-8F	\$ 155
CPU Holder (3" - 5" adjustment).....	.ACPU3F	\$ 155
Table TransportATT3054	\$ 1855
Table Floor Mount Bracket Set.....	.AFB	\$ 57



Questions?

800 876 2120

Overlapping Folding Bases
 Quickship Program Product
 For Quickship specification details, visit www.versteel.com/quickship

top >
edge >

edge ordering code (radius corner) >
or
edge ordering code (square corner) >
top thickness >

edge ordering code (radius corner) >
or
edge ordering code (square corner) >
top thickness >

Laminate PVC	Laminate Wood	Laminate Soft PVC	Laminate Urethane/PVC
Flat LP2R or LP2S 1 1/4"	Flat LW2R or LW2S 1 1/4"	Bumper LB2R 1 1/4"	Ergo (user side only) LUPE2R or LUPE2S 1 1/4"
Fluted LPF2R or LPF2S 1 1/4"	Fluted LWF2R or LWF2S 1 1/4"	Reverse Bevel Acrylic LMRA2R or LMRA2S 1 1/4"	PVC on remaining sides 1 1/4"
1 1/4"	1 1/4"	1 1/4"	1 1/4"

Base Style	Table Description	Model #	Product Wt	Price
	18 x 48 Fix w/FixMod	VTTC 1848REFX XM	61	1472
	18 x 48 Fix w/RemMod	VTTC 1848REFX RM	61	1514
	18 x 48 Fold w/RemMod	VTTC 1848REFORM	66	1928
	18 x 48 Fix w/FixLightweightFormMod	VTTC 1848REFX XL	61	1514
	18 x 48 Fix w/RemLightweightFormMod	VTTC 1848REFX RL	61	1514
	18 x 48 Fix w/FixFormMod	VTTC 1848REFX XF	71	1775
	18 x 60 Fix w/FixMod	VTTC 1860REFX XM	72	1564
	18 x 60 Fix w/RemMod	VTTC 1860REFX RM	72	1607
	18 x 60 Fold w/RemMod	VTTC 1860REFD RM	77	2018
	18 x 60 Fix w/FixLightweightFormMod	VTTC 1860REFX XL	71	1607
	18 x 60 Fix w/RemLightweightFormMod	VTTC 1860REFX RL	71	1607
	18 x 60 Fix w/FixFormMod	VTTC 1860REFX XF	84	1864
	18 x 72 Fix w/FixMod	VTTC 1872REFX XM	83	1695
	18 x 72 Fix w/RemMod	VTTC 1872REFX RM	83	1739
	18 x 72 Fold w/RemMod	VTTC 1872REFD RM	88	2150
	18 x 72 Fix w/FixLightweightFormMod	VTTC 1872REFX XL	84	1739
	18 x 72 Fix w/RemLightweightFormMod	VTTC 1872REFX RL	84	1739
	18 x 72 Fold w/RemLightweightFormMod	VTTC 1872REFD RL	89	2150
	18 x 72 Fix w/FixFormMod	VTTC 1872REFX XF	98	1926

Note: Training tables are often used with lightweight computer accessories. For heavy duty applications, such as large scale computer equipment, multiple monitor mounts, etc. Versteel suggests adding a third leg or stretcher. Contact Customer Service if you have specific application concerns or questions.

To Order, Specify...

- 1 Model Number
- 2 Top Material
- 3 Edge Style and Thickness
- 4 Edge Color
- 5 Base Color
- 6 Additional Options



Base Options	Code	Price
Assembled Folding TableBAF	\$ 77
Alternate Table Height 32" & Under.....	.BAH	\$ 100
Alternate Table Height 32" & Over.....	.BSP	call
Adjustable Height, Pneumatic (Fix).....	.BAT	\$ 1228
Casters (4), Vela Wheel.....	.CAS29	\$ 171
Mix, Vela Wheel Casters & Glides.....	.BMV	\$ 163
Self Leveling Glides (4)GLD04	\$ 49
Stretcher Rail (Fix) Finish Same as Base.....	.BTS	\$ 243

Finish Options		
Powder Coat, Standard		n/c
Powder Coat, Premium.....	\$	165
Platinum.....	\$	488

Top Options		
Table Link (all four sides)TLK	\$ 251
Table Link (18" ends only).....	.TLE	\$ 135
Special Laminate.....	.TSP	call
Custom Cutout (per cutout)TCC	\$ 120

Power + Data Options
Please reference the Power + Data Price List

Wire Management Options		
Basket, Modesty Mount.....	.WBM	\$ 97
Basket, Under Top Mount.....	.WBT	\$ 97
Wire Mesh Legway (pair)WML_	\$ 205
1 Oval Brush Grommet, Location A.....	.WOA	\$ 97
1 Oval Brush Grommet, Provide Location Print.....	.WOG	\$ 97
1 Round Grommet, Location A.....	.WRA	\$ 76
1 Round Grommet, Provide Location PrintWRG	\$ 76

Accessories		
CPU Holder (3" - 9" adjustment)ACPU3-9F	\$ 237
CPU Holder (5" - 8" adjustment).....	.ACPU5-8F	\$ 155
CPU Holder (3" - 5" adjustment).....	.ACPU3F	\$ 155
Table TransportATT3054	\$ 1855
Table Floor Mount Bracket Set.....	.AFB	\$ 57



Questions?








800 876 2120


Quickship Program Product
For Quickship specification details,
visit www.versteel.com/quickship

top >
edge >

edge ordering code (radius corner) >
or
edge ordering code (square corner) >
top thickness >

edge ordering code (radius corner) >
or
edge ordering code (square corner) >
top thickness >
top thickness price >

Laminate PVC	Laminate Wood	Laminate Soft PVC	Laminate Urethane/PVC
Flat  LP2R or LP2S 1 1/4"	Flat  LW2R or LW2S 1 1/4"	Bumper  LB2R 1 1/4"	Ergo (user side only)  LUPE2R or LUPE2S 1 1/4"
Fluted  LPF2R or LPF2S 1 1/4"	Fluted  LWF2R or LWF2S 1 1/4"	Reverse Bevel Acrylic  LMRA2R or LMRA2S 1 1/4"	PVC on remaining sides 1 1/4"
1 1/4"	1 1/4"	1 1/4"	1 1/4"

Base Style	Table Description	Model #	Product Wt
 TC	18 x 84 Fix w/FixMod	VTTC 1884REFX XM	94
	18 x 84 Fix w/RemMod	VTTC 1884REFX RM	94
	18 x 84 Fold w/RemMod	VTTC 1884REFD RM	99
	18 x 90 Fix w/FixMod	VTTC 1890REFX XM	100
	18 x 90 Fix w/RemMod	VTTC 1890REFX RM	100
	18 x 90 Fold w/RemMod	VTTC 1890REFD RM	105
	18 x 96 Fix w/FixMod	VTTC 1896REFX XM	105
	18 x 96 Fix w/RemMod	VTTC 1896REFX RM	105
	18 x 96 Fold w/RemMod	VTTC 1896REFD RM	110

Note: The price of the 84", 90" and 96" models include a stretcher rail required for additional support. Contact Customer Service if you have specific application concerns or questions.

To Order, Specify...

- 1 Model Number
- 2 Top Material
- 3 Edge Style and Thickness
- 4 Edge Color
- 5 Base Color
- 6 Additional Options



Base Options	Code	Price
Assembled Folding TableBAF	\$ 77
Alternate Table Height 32" & Under.....	.BAH	\$ 100
Alternate Table Height 32" & Over.....	.BSP	call
Adjustable Height, Pneumatic (Fix).....	.BAT	\$ 1228
Self Leveling Glides (4)GLD04	\$ 49
Stretcher Rail (Fix) Finish Same as Base.....	.BTS	\$ 243

Finish Options		
Powder Coat, Standard		n/c
Powder Coat, Premium.....		\$ 165
Platinum.....		\$ 488

Top Options		
Table Link (all four sides)TLK	\$ 251
Table Link (18" ends only).....	.TLE	\$ 135
Special Laminate.....	.TSP	call
Custom Cutout (per cutout)TCC	\$ 120

Power + Data Options
Please reference the Power + Data Price List

Wire Management Options		
Basket, Modesty Mount.....	.WBM	\$ 97
Basket, Under Top Mount.....	.WBT	\$ 97
Wire Mesh Legway (pair).....	.WML_	\$ 205
1 Oval Brush Grommet, Location A.....	.WOA	\$ 97
1 Oval Brush Grommet, Provide Location Print.....	.WOG	\$ 97
1 Round Grommet, Location A.....	.WRA	\$ 76
1 Round Grommet, Provide Location PrintWRG	\$ 76

Accessories		
CPU Holder (3" - 9" adjustment)ACPU3-9F	\$ 237
CPU Holder (5" - 8" adjustment).....	.ACPU5-8F	\$ 155
CPU Holder (3" - 5" adjustment).....	.ACPU3F	\$ 155
Table TransportATT3054	\$ 1855
Table Floor Mount Bracket Set.....	.AFB	\$ 57



Questions?

800 876 2120

- Overlapping Folding Bases
 - Quickship Program Product
- For Quickship specification details, visit www.versteel.com/quickship

top >
edge >

edge ordering code (radius corner) >
or
edge ordering code (square corner) >
top thickness >

Laminate PVC	Laminate Wood	Laminate Soft PVC	Laminate Urethane/PVC
Flat LP2R or LP2S 1 1/4"	Flat LW2R or LW2S 1 1/4"	Bumper LB2R 1 1/4"	Ergo (user side only) LUPE2R or LUPE2S 1 1/4"
Fluted LPF2R or LPF2S 1 1/4"	Fluted LWF2R or LWF2S 1 1/4"	Reverse Bevel Acrylic LMRA2R or LMRA2S 1 1/4"	PVC on remaining sides
1 1/4"	1 1/4"	1 1/4"	1 1/4"

edge ordering code (radius corner) >
or
edge ordering code (square corner) >
top thickness price >

Base Style	Table Description	Model #	Product Wt
 TC	20 x 48 Fix w/FixMod	V TTC 2048REFX XM	≠OS 65
	20 x 48 Fix w/RemMod	V TTC 2048REFX RM	≠OS 65
	20 x 48 Fold w/RemMod	V TTC 2048REFO RM	≠OS 69
	20 x 48 Fix w/FixLightweightFormMod	V TTC 2048REFX XL	65
	20 x 48 Fix w/RemLightweightFormMod	V TTC 2048REFX RL	65
	20 x 48 Fold w/RemLightweightFormMod	V TTC 2048REFO RL	69
	20 x 48 Fix w/FixFormMod	V TTC 2048REFX XF	75
	20 x 60 Fix w/FixMod	V TTC 2060REFX XM	≠OS 77
	20 x 60 Fix w/RemMod	V TTC 2060REFX RM	≠OS 77
	20 x 60 Fold w/RemMod	V TTC 2060REFD RM	≠OS 82
	20 x 60 Fix w/FixLightweightFormMod	V TTC 2060REFX XL	76
	20 x 60 Fix w/RemLightweightFormMod	V TTC 2060REFX RL	76
	20 x 60 Fold w/RemLightweightFormMod	V TTC 2060REFD RL	81
	20 x 60 Fix w/FixFormMod	V TTC 2060REFX XF	89
	20 x 72 Fix w/FixMod	V TTC 2072REFX XM	≠OS 89
	20 x 72 Fix w/RemMod	V TTC 2072REFX RM	≠OS 89
	20 x 72 Fold w/RemMod	V TTC 2072REFD RM	≠OS 94
	20 x 72 Fix w/FixLightweightFormMod	V TTC 2072REFX XL	90
	20 x 72 Fix w/RemLightweightFormMod	V TTC 2072REFX RL	90
	20 x 72 Fold w/RemLightweightFormMod	V TTC 2072REFD RL	95
	20 x 72 Fix w/FixFormMod	V TTC 2072REFX XF	104
	20 x 84 Fix w/FixMod	V TTC 2084REFX XM	≠OS 101
	20 x 84 Fix w/RemMod	V TTC 2084REFX RM	≠OS 101
	20 x 84 Fold w/RemMod	V TTC 2084REFD RM	≠OS 106
	20 x 90 Fix w/FixMod	V TTC 2090REFX XM	≠OS 107
	20 x 90 Fix w/RemMod	V TTC 2090REFX RM	≠OS 107
	20 x 90 Fold w/RemMod	V TTC 2090REFD RM	≠OS 112
	20 x 96 Fix w/FixMod	V TTC 2096REFX XM	≠OS 113
20 x 96 Fix w/RemMod	V TTC 2096REFX RM	≠OS 113	
20 x 96 Fold w/RemMod	V TTC 2096REFD RM	≠OS 118	

Note: Training tables are often used with lightweight computer accessories. For heavy duty applications, such as large scale computer equipment, multiple monitor mounts, etc. Versteel suggests adding a third leg or stretcher. The price of the 84", 90" and 96" models include a stretcher rail required for additional support. Contact Customer Service if you have specific application concerns or questions.

To Order, Specify...

- 1 Model Number
- 2 Top Material
- 3 Edge Style and Thickness
- 4 Edge Color
- 5 Base Color
- 6 Additional Options



Base Options	Code	Price
Assembled Folding TableBAF	\$ 77
Alternate Table Height 32" & Under.....	.BAH	\$ 100
Alternate Table Height 32" & Over.....	.BSP	call
Adjustable Height, Pneumatic (Fix).....	.BAT	\$ 1228
Casters (4), Vela Wheel (up to 72" only).....	.CAS29	\$ 171
Mix, Vela Wheel Casters & Glides (up to 72" only) ..	.BMV	\$ 163
Self Leveling Glides (4)GLD04	\$ 49
Stretcher Rail (Fix) Finish Same as Base.....	.BTS	\$ 243

Finish Options		
Powder Coat, Standard		n/c
Powder Coat, Premium.....	\$	165
Platinum.....	\$	488

Top Options		
Table Link (all four sides)TLK	\$ 251
Table Link (20" ends only)TLE	\$ 135
Special Laminate.....	.TSP	call
Custom Cutout (per cutout)TCC	\$ 120

Power + Data Options
Please reference the Power + Data Price List

Wire Management Options		
Basket, Modesty Mount.....	.WBM	\$ 97
Basket, Under Top Mount.....	.WBT	\$ 97
Wire Mesh Legway (pair)WML_	\$ 205
1 Oval Brush Grommet, Location A.....	.WOA	\$ 97
1 Oval Brush Grommet, Provide Location Print.....	.WOG	\$ 97
1 Round Grommet, Location AWRA	\$ 76
1 Round Grommet, Provide Location PrintWRG	\$ 76

Accessories		
CPU Holder (3" - 9" adjustment)ACPU3-9F	\$ 237
CPU Holder (5" - 8" adjustment).....	.ACPU5-8F	\$ 155
CPU Holder (3" - 5" adjustment).....	.ACPU3F	\$ 155
Table TransportATT3054	\$ 1855
Table Floor Mount Bracket Set.....	.AFB	\$ 57



Questions?

800 876 2120

- Overlapping Folding Bases
- Quickship Program Product
For Quickship specification details, visit www.versteel.com/quickship

top >
edge >

edge ordering code (radius corner) >
or
edge ordering code (square corner) >
top thickness >

edge ordering code (radius corner) >
or
edge ordering code (square corner) >
top thickness >

Laminate PVC	Laminate Wood	Laminate Soft PVC	Laminate Urethane/PVC
Flat LP2R or LP2S 1 1/4"	Flat LW2R or LW2S 1 1/4"	Bumper LB2R 1 1/4"	Ergo (user side only) LUPE2R or LUPE2S 1 1/4"
Fluted LPF2R or LPF2S 1 1/4"	Fluted LWF2R or LWF2S 1 1/4"	Reverse Bevel Acrylic LMRA2R or LMRA2S 1 1/4"	PVC on remaining sides 1 1/4"
1 1/4"	1 1/4"	1 1/4"	1 1/4"

Base Style	Table Description	Model #	Product Wt
 TC	24 x 48 Fix w/FixMod	VTTC 2448REFX XM	72
	24 x 48 Fix w/RemMod	VTTC 2448REFX RM	72
	24 x 48 Fold w/RemMod	VTTC 2448REFO RM	76
	24 x 48 Tilt w/HangMod	VTTC 2448RETL HM	87
	24 x 48 Tilt w/RemMod	VTTC 2448RETL RM	87
	24 x 48 Fix w/FixLightweightFormMod	VTTC 2448REFX XL	72
	24 x 48 Fix w/RemLightweightFormMod	VTTC 2448REFX RL	72
	24 x 48 Fold w/RemLightweightFormMod	VTTC 2448REFO RL	76
	24 x 48 Tilt w/RemLightweightFormMod	VTTC 2448RETL RL	87
	24 x 48 Fix w/FixFormMod	VTTC 2448REFX XF	82
	24 x 60 Fix w/FixMod	VTTC 2460REFX XM	85
	24 x 60 Fix w/RemMod	VTTC 2460REFX RM	85
	24 x 60 Fold w/RemMod	VTTC 2460REFD RM	90
	24 x 60 Fold w/FoldMod	VTTC 2460REFD FM	90
	24 x 60 Tilt w/HangMod	VTTC 2460RETL HM	100
	24 x 60 Tilt w/RemMod	VTTC 2460RETL RM	100
	24 x 60 Fix w/FixLightweightFormMod	VTTC 2460REFX XL	84
	24 x 60 Fix w/RemLightweightFormMod	VTTC 2460REFX RL	84
	24 x 60 Fold w/RemLightweightFormMod	VTTC 2460REFD RL	89
	24 x 60 Tilt w/RemLightweightFormMod	VTTC 2460RETL RL	99
	24 x 60 Fix w/FixFormMod	VTTC 2460REFX XF	97
	24 x 60 Fold w/FoldFormMod	VTTC 2460REFD FF	102
	24 x 72 Fix w/FixMod	VTTC 2472REFX XM	99
	24 x 72 Fix w/RemMod	VTTC 2472REFX RM	99
24 x 72 Fold w/RemMod	VTTC 2472REFD RM	104	
24 x 72 Tilt w/HangMod	VTTC 2472RETL HM	114	
24 x 72 Tilt w/RemMod	VTTC 2472RETL RM	114	
24 x 72 Fix w/FixLightweightFormMod	VTTC 2472REFX XL	99	
24 x 72 Fix w/RemLightweightFormMod	VTTC 2472REFX RL	99	
24 x 72 Fold w/RemLightweightFormMod	VTTC 2472REFD RL	104	
24 x 72 Tilt w/RemLightweightFormMod	VTTC 2472RETL RL	114	
24 x 72 Fix w/FixFormMod	VTTC 2472REFX XF	114	

Note: Training tables are often used with lightweight computer accessories. For heavy duty applications, such as large scale computer equipment, multiple monitor mounts, etc. Versteel suggests adding a third leg or stretcher. Contact Customer Service if you have specific application concerns or questions.

To Order, Specify...

- 1 Model Number
- 2 Top Material
- 3 Edge Style and Thickness
- 4 Edge Color
- 5 Base Color
- 6 Additional Options



Base Options	Code	Price
Assembled Folding TableBAF	\$ 77
Alternate Table Height 32" & Under.....	.BAH	\$ 100
Alternate Table Height 32" & Over.....	.BSP	call
Adjustable Height, Pneumatic (Fix/Tilt).....	.BAT	\$ 1228
Casters (4), Vela Wheel.....	.CAS29	\$ 171
Mix, Vela Wheel Casters & Glides.....	.BMV	\$ 163
Self Leveling Glides (4)GLD04	\$ 49
Stretcher Rail (Fix/Tilt) Finish Same as Base.....	.BTS	\$ 243

Finish Options		
Powder Coat, Standard		n/c
Powder Coat, Premium.....		\$ 165
Platinum.....		\$ 488

Top Options		
Table Link (all four sides)TLK	\$ 251
Table Link (24" ends only)TLE	\$ 135
Special Laminate.....	.TSP	call
Custom Cutout (per cutout)TCC	\$ 120
Laptop Locker (each).....	.TLA	\$ 1375
(available on fixed tables only, see page 34 in All Tables Price List for additional information)		
Electronic Lock (per locker).....	.TLEL	\$ 359
Power Unit (up to 10 lockers sequenced)TLPU	\$ 567
(includes 1 key, required for electronic lock)		

Power + Data Options
Please reference the Power + Data Price List

Wire Management Options		
Basket, Modesty Mount.....	.WBM	\$ 97
Basket, Under Top MountWBT	\$ 97
Wire Mesh Legway (pair)WML_	\$ 205
1 Oval Brush Grommet, Location A.....	.WOA	\$ 97
2 Oval Brush Grommets, Location EWOE	\$ 194
1 Oval Brush Grommet, Provide Location Print.....	.WOG	\$ 97
1 Round Grommet, Location AWRA	\$ 76
2 Round Grommets, Location E.....	.WRE	\$ 152
1 Round Grommet, Provide Location PrintWRG	\$ 76

Accessories		
Keyboard Platform w/Mouse SurfaceAKP27M	\$ 760
CPU Holder (3" - 9" adjustment)ACPU3-9F	\$ 237
CPU Holder (5" - 8" adjustment).....	.ACPU5-8F	\$ 155
CPU Holder (3" - 5" adjustment).....	.ACPU3F	\$ 155
Table TransportATT3054	\$ 1855
Table Floor Mount Bracket Set.....	.AFB	\$ 57



Questions?








800 876 2120


Quickship Program Product
For Quickship specification details,
visit www.versteel.com/quickship

top >
edge >

edge ordering code (radius corner) >
or
edge ordering code (square corner) >
top thickness >

edge ordering code (radius corner) >
or
edge ordering code (square corner) >
top thickness >
top thickness price >

Laminate PVC	Laminate Wood	Laminate Soft PVC	Laminate Urethane/PVC
Flat  LP2R or LP2S 1 1/4"	Flat  LW2R or LW2S 1 1/4"	Bumper  LB2R 1 1/4"	Ergo (user side only)  LUPE2R or LUPE2S 1 1/4"
Fluted  LPF2R or LPF2S 1 1/4"	Fluted  LWF2R or LWF2S 1 1/4"	Reverse Bevel Acrylic  LMRA2R or LMRA2S 1 1/4"	PVC on remaining sides 1 1/4"
1 1/4"	1 1/4"	1 1/4"	1 1/4"

Base Style	Table Description	Model #	Product Wt
 TC	24 x 84 Fix w/FixMod	V TTC 2484REFX XM	≠OS 112
	24 x 84 Fix w/RemMod	V TTC 2484REFX RM	≠OS 112
	24 x 84 Fold w/RemMod	V TTC 2484REFD RM	≠OS 117
	24 x 84 Tilt w/HangMod	V TTC 2484RETL HM	≠OS 127
	24 x 84 Tilt w/RemMod	V TTC 2484RETL RM	≠OS 127
	24 x 90 Fix w/FixMod	V TTC 2490REFX XM	≠OS 120
	24 x 90 Fix w/RemMod	V TTC 2490REFX RM	≠OS 120
	24 x 90 Fold w/RemMod	V TTC 2490REFD RM	≠OS 125
	24 x 90 Tilt w/HangMod	V TTC 2490RETL HM	≠OS 135
	24 x 90 Tilt w/RemMod	V TTC 2490RETL RM	≠OS 135
	24 x 96 Fix w/FixMod	V TTC 2496REFX XM	≠OS 126
	24 x 96 Fix w/RemMod	V TTC 2496REFX RM	≠OS 126
	24 x 96 Fold w/RemMod	V TTC 2496REFD RM	≠OS 131
	24 x 96 Tilt w/HangMod	V TTC 2496RETL HM	≠OS 141
	24 x 96 Tilt w/RemMod	V TTC 2496RETL RM	≠OS 141

Note: The price of the 84", 90" and 96" models include a stretcher rail required for additional support. Contact Customer Service if you have specific application concerns or questions.

To Order, Specify...

- 1 Model Number
- 2 Top Material
- 3 Edge Style and Thickness
- 4 Edge Color
- 5 Base Color
- 6 Additional Options



Base Options	Code	Price
Assembled Folding TableBAF	\$ 77
Alternate Table Height 32" & Under.....	.BAH	\$ 100
Alternate Table Height 32" & Over.....	.BSP	call
Adjustable Height, Pneumatic (Fix/Tilt).....	.BAT	\$ 1228
Self Leveling Glides (4)GLD04	\$ 49
Stretcher Rail (Fix/Tilt) Finish Same as Base.....	.BTS	\$ 243

Finish Options		
Powder Coat, Standard		n/c
Powder Coat, Premium.....		\$ 165
Platinum.....		\$ 488

Top Options		
Table Link (all four sides)TLK	\$ 251
Table Link (24" ends only)TLE	\$ 135
Special Laminate.....	.TSP	call
Custom Cutout (per cutout)TCC	\$ 120
Laptop Locker (each).....	.TLA	\$ 1375
(available on fixed tables only, see page 34 in All Tables Price List for additional information)		
Electronic Lock (per locker).....	.TLEL	\$ 359
Power Unit (up to 10 lockers sequenced).....	.TLPU	\$ 567
(includes 1 key, required for electronic lock)		

Power + Data Options
Please reference the Power + Data Price List

Wire Management Options		
Basket, Modesty Mount.....	.WBM	\$ 97
Basket, Under Top Mount.....	.WBT	\$ 97
Wire Mesh Legway (pair).....	.WML_	\$ 205
1 Oval Brush Grommet, Location A.....	.WOA	\$ 97
2 Oval Brush Grommets, Location E.....	.WOE	\$ 194
1 Oval Brush Grommet, Provide Location Print.....	.WOG	\$ 97
1 Round Grommet, Location A.....	.WRA	\$ 76
2 Round Grommets, Location E.....	.WRE	\$ 152
1 Round Grommet, Provide Location Print.....	.WRG	\$ 76

Accessories		
Keyboard Platform w/Mouse SurfaceAKP27M	\$ 760
CPU Holder (3" - 9" adjustment)ACPU3-9F	\$ 237
CPU Holder (5" - 8" adjustment).....	.ACPU5-8F	\$ 155
CPU Holder (3" - 5" adjustment).....	.ACPU3F	\$ 155
Table TransportATT3054	\$ 1855
Table Floor Mount Bracket Set.....	.AFB	\$ 57



Questions?

800 876 2120

- Overlapping Folding Bases
- Quickship Program Product
For Quickship specification details, visit www.versteel.com/quickship

top >
edge >

edge ordering code (radius corner) >
or
edge ordering code (square corner) >
top thickness >

edge ordering code (radius corner) >
or
edge ordering code (square corner) >
top thickness >

Laminate PVC	Laminate Wood	Laminate Soft PVC	Laminate Urethane/PVC
Flat LP2R or LP2S 1 1/4"	Flat LW2R or LW2S 1 1/4"	Bumper LB2R 1 1/4"	Ergo (user side only) LUPE2R or LUPE2S 1 1/4"
Fluted LPF2R or LPF2S 1 1/4"	Fluted LWF2R or LWF2S 1 1/4"	Reverse Bevel Acrylic LMRA2R or LMRA2S 1 1/4"	PVC on remaining sides 1 1/4"
1 1/4"	1 1/4"	1 1/4"	1 1/4"

Base Style	Table Description	Model #	Product Wt
 TC	30 x 48 Fix w/FixMod	V TTC 3048REFX XM	86
	30 x 48 Fix w/RemMod	V TTC 3048REFX RM	86
	30 x 48 Fold w/RemMod	V TTC 3048REFO RM	85
	30 x 48 Tilt w/FoldMod	V TTC 3048RETL FM	101
	30 x 48 Tilt w/HangMod	V TTC 3048RETL HM	101
	30 x 48 Tilt w/RemMod	V TTC 3048RETL RM	101
	30 x 48 Fix w/FixLightweightFormMod	V TTC 3048REFX XL	85
	30 x 48 Fix w/RemLightweightFormMod	V TTC 3048REFX RL	85
	30 x 48 Fold w/RemLightweightFormMod	V TTC 3048REFO RL	85
	30 x 48 Tilt w/RemLightweightFormMod	V TTC 3048RETL RL	100
	30 x 48 Fix w/FixFormMod	V TTC 3048REFX XF	96
	30 x 48 Tilt w/FoldFormMod	V TTC 3048RETL FF	111
	30 x 60 Fix w/FixMod	V TTC 3060REFX XM	101
	30 x 60 Fix w/RemMod	V TTC 3060REFX RM	101
	30 x 60 Fold w/RemMod	V TTC 3060REFD RM	106
	30 x 60 Fold w/FoldMod	V TTC 3060REFD FM	106
	30 x 60 Tilt w/FoldMod	V TTC 3060RETL FM	116
	30 x 60 Tilt w/HangMod	V TTC 3060RETL HM	116
	30 x 60 Tilt w/RemMod	V TTC 3060RETL RM	116
	30 x 60 Fix w/FixLightweightFormMod	V TTC 3060REFX XL	101
	30 x 60 Fix w/RemLightweightFormMod	V TTC 3060REFX RL	101
	30 x 60 Fold w/RemLightweightFormMod	V TTC 3060REFD RL	106
	30 x 60 Tilt w/RemLightweightFormMod	V TTC 3060RETL RL	116
	30 x 60 Fix w/FixFormMod	V TTC 3060REFX XF	113
	30 x 60 Fold w/FoldFormMod	V TTC 3060REFD FF	118
	30 x 60 Tilt w/FoldFormMod	V TTC 3060RETL FF	128

Note: Training tables are often used with lightweight computer accessories. For heavy duty applications, such as large scale computer equipment, multiple monitor mounts, etc. Versteel suggests adding a third leg or stretcher. Contact Customer Service if you have specific application concerns or questions.

To Order, Specify...

- 1 Model Number
- 2 Top Material
- 3 Edge Style and Thickness
- 4 Edge Color
- 5 Base Color
- 6 Additional Options



Base Options	Code	Price
Assembled Folding TableBAF	\$ 77
Alternate Table Height 32" & Under.....	.BAH	\$ 100
Alternate Table Height 32" & Over.....	.BSP	call
Adjustable Height, Pneumatic (Fix/Tilt).....	.BAT	\$ 1228
Casters (4), Vela Wheel.....	.CAS29	\$ 171
Mix, Vela Wheel Casters & Glides.....	.BMV	\$ 163
Self Leveling Glides (4)GLD04	\$ 49
Stretcher Rail (Fix/Tilt) Finish Same as Base.....	.BTS	\$ 243

Finish Options		
Powder Coat, Standard		n/c
Powder Coat, Premium.....		\$ 165
Platinum.....		\$ 488

Top Options		
Table Link (all four sides)TLK	\$ 251
Table Link (30" ends only)TLE	\$ 135
Special Laminate.....	.TSP	call
Custom Cutout (per cutout)TCC	\$ 120
Laptop Locker (each).....	.TLA	\$ 1375
(available on fixed tables only, see page 34 in All Tables Price List for additional information)		
Electronic Lock (per locker).....	.TLEL	\$ 359
Power Unit (up to 10 lockers sequenced)TLPU	\$ 567
(includes 1 key, required for electronic lock)		

Power + Data Options
Please reference the Power + Data Price List

Wire Management Options		
Basket, Modesty Mount.....	.WBM	\$ 97
Basket, Under Top MountWBT	\$ 97
Wire Mesh Legway (pair)WML_	\$ 205
1 Oval Brush Grommet, Location A.....	.WOA	\$ 97
2 Oval Brush Grommets, Location EWOE	\$ 194
1 Oval Brush Grommet, Provide Location Print.....	.WOG	\$ 97
1 Round Grommet, Location AWRA	\$ 76
2 Round Grommets, Location E.....	.WRE	\$ 152
1 Round Grommet, Provide Location PrintWRG	\$ 76

Accessories		
Keyboard Platform w/Mouse SurfaceAKP27M	\$ 760
CPU Holder (3" - 9" adjustment)ACPU3-9F	\$ 237
CPU Holder (5" - 8" adjustment).....	.ACPU5-8F	\$ 155
CPU Holder (3" - 5" adjustment).....	.ACPU3F	\$ 155
Table TransportATT3054	\$ 1855
Table Floor Mount Bracket Set.....	.AFB	\$ 57



Questions?

800 876 2120

OS Quickship Program Product
 For Quickship specification details,
 visit www.versteel.com/quickship

top >
 edge >
 edge ordering code (radius corner) >
 or
 edge ordering code (square corner) >
 top thickness >

edge ordering code (radius corner) >
 or
 edge ordering code (square corner) >
 top thickness >

Laminate PVC	Laminate Wood	Laminate Soft PVC	Laminate Urethane/PVC
Flat LP2R or LP2S 1 1/4"	Flat LW2R or LW2S 1 1/4"	Bumper LB2R 1 1/4"	Ergo (user side only) LUPE2R or LUPE2S 1 1/4"
Fluted LPF2R or LPF2S 1 1/4"	Fluted LWF2R or LWF2S 1 1/4"	Reverse Bevel Acrylic LMRA2R or LMRA2S 1 1/4"	PVC on remaining sides 1 1/4"
1 1/4"	1 1/4"	1 1/4"	1 1/4"

Base Style	Table Description	Model #	Product Wt
 TC	30 x 72 Fix w/FixMod	V TTC 3072REFX XM	OS 118
	30 x 72 Fix w/RemMod	V TTC 3072REFX RM	OS 118
	30 x 72 Fold w/RemMod	V TTC 3072REFD RM	OS 123
	30 x 72 Tilt w/FoldMod	V TTC 3072RETL FM	OS 133
	30 x 72 Tilt w/HangMod	V TTC 3072RETL HM	OS 133
	30 x 72 Tilt w/RemMod	V TTC 3072RETL RM	OS 133
	30 x 72 Fix w/FixLightweightFormMod	V TTC 3072REFX XL	118
	30 x 72 Fix w/RemLightweightFormMod	V TTC 3072REFX RL	118
	30 x 72 Fold w/RemLightweightFormMod	V TTC 3072REFD RL	123
	30 x 72 Tilt w/RemLightweightFormMod	V TTC 3072RETL RL	133
	30 x 72 Fix w/FixFormMod	V TTC 3072REFX XF	132
	30 x 72 Tilt w/FoldFormMod	V TTC 3072RETL FF	147
	30 x 84 Fix w/FixMod	V TTC 3084REFX XM	OS 133
	30 x 84 Fix w/RemMod	V TTC 3084REFX RM	OS 133
	30 x 84 Fold w/RemMod	V TTC 3084REFD RM	OS 138
	30 x 84 Tilt w/FoldMod	V TTC 3084RETL FM	OS 148
	30 x 84 Tilt w/HangMod	V TTC 3084RETL HM	OS 148
	30 x 84 Tilt w/RemMod	V TTC 3084RETL RM	OS 148
	30 x 90 Fix w/FixMod	V TTC 3090REFX XM	OS 142
	30 x 90 Fix w/RemMod	V TTC 3090REFX RM	OS 142
	30 x 90 Fold w/RemMod	V TTC 3090REFD RM	OS 147
	30 x 90 Tilt w/FoldMod	V TTC 3090RETL FM	OS 157
	30 x 90 Tilt w/HangMod	V TTC 3090RETL HM	OS 157
	30 x 90 Tilt w/RemMod	V TTC 3090RETL RM	OS 157
	30 x 96 Fix w/FixMod	V TTC 3096REFX XM	OS 150
	30 x 96 Fix w/RemMod	V TTC 3096REFX RM	OS 150
	30 x 96 Fold w/RemMod	V TTC 3096REFD RM	OS 155
	30 x 96 Tilt w/FoldMod	V TTC 3096RETL FM	OS 165
	30 x 96 Tilt w/HangMod	V TTC 3096RETL HM	OS 165
	30 x 96 Tilt w/RemMod	V TTC 3096RETL RM	OS 165

Note: Training tables are often used with lightweight computer accessories. For heavy duty applications, such as large scale computer equipment, multiple monitor mounts, etc. Versteel suggests adding a third leg or stretcher. The price of the 84", 90" and 96" models include a stretcher rail required for additional support. Contact Customer Service if you have specific application concerns or questions.

To Order, Specify...

- 1 Model Number
- 2 Top Material
- 3 Edge Style and Thickness
- 4 Edge Color
- 5 Base Color
- 6 Additional Options



Base Options	Code	Price
Assembled Folding TableBAF	\$ 77
Alternate Table Height 32" & Under.....	.BAH	\$ 100
Alternate Table Height 32" & Over.....	.BSP	call
Adjustable Height, Pneumatic (Fix/Tilt).....	.BAT	\$ 1228
Casters (4), Vela Wheel (72" only).....	.CAS29	\$ 171
Mix, Vela Wheel Casters & Glides (72" only)BMV	\$ 163
Self Leveling Glides (4)GLD04	\$ 49
Stretcher Rail (Fix/Tilt) Finish Same as Base.....	.BTS	\$ 243

Finish Options		
Powder Coat, Standard		n/c
Powder Coat, Premium.....	\$	165
Platinum.....	\$	488

Top Options		
Table Link (all four sides)TLK	\$ 251
Table Link (30" ends only)TLE	\$ 135
Special Laminate.....	.TSP	call
Custom Cutout (per cutout)TCC	\$ 120
Laptop Locker (each).....	.TLA	\$ 1375
(available on fixed tables only, see page 34 in All Tables Price List for additional information)		
Electronic Lock (per locker).....	.TLEL	\$ 359
Power Unit (up to 10 lockers sequenced)TLPU	\$ 567
(includes 1 key, required for electronic lock)		

Power + Data Options
Please reference the Power + Data Price List

Wire Management Options		
Basket, Modesty Mount.....	.WBM	\$ 97
Basket, Under Top MountWBT	\$ 97
Wire Mesh Legway (pair)WML_	\$ 205
1 Oval Brush Grommet, Location A.....	.WOA	\$ 97
2 Oval Brush Grommets, Location EWOE	\$ 194
1 Oval Brush Grommet, Provide Location Print.....	.WOG	\$ 97
1 Round Grommet, Location AWRA	\$ 76
2 Round Grommets, Location E.....	.WRE	\$ 152
1 Round Grommet, Provide Location PrintWRG	\$ 76

Accessories		
Keyboard Platform w/Mouse SurfaceAKP27M	\$ 760
CPU Holder (3" - 9" adjustment)ACPU3-9F	\$ 237
CPU Holder (5" - 8" adjustment).....	.ACPU5-8F	\$ 155
CPU Holder (3" - 5" adjustment).....	.ACPU3F	\$ 155
Table TransportATT3054	\$ 1855
Table Floor Mount Bracket Set.....	.AFB	\$ 57


Tops

The 1 1/4" tops are available in laminate or veneer. Top shapes are round, square and rectangle.

Table Heights

Table heights are 30", 36" and 42" tall.

Stretcher Rails

All 36" and 42" tall tables have stretcher rails running diagonally from leg to leg. Rails are 2" tall with a distance of 10" from bottom rail to the floor. They are fully welded for rectangle tables and K.D. for round and square tables. Stretcher rails are the same color as the legs.

Leg Accent

As an added feature all Troupe legs have a metal accent piece. This appealing design aesthetic allows the designer or specifier to specify one color for a monochromatic look or select two coordinating powder coat colors enhancing the design beauty of the table.

Apron

A 2" angle iron apron is mounted under the top for added stability. Apron is the same color as the accent pieces and will be mounted to all four sides of the table.

Power + Data

To complete your specification, power and data along with wire management options can be added to your table. Refer to the Power + Data Price List.

Laminate and Veneer, Standard Core Construction

The standard top construction consists of 45-50 lb particleboard, surfaced with a high pressure laminate or plain sliced veneer face. A backer sheet is laminated to the underside of the top. Tops are shipped with understructure attached.

PVC Flat or Fluted Edge - 1 1/4"


Edge of 2mm PVC hot melt banded to the top with 1/8" radius at the top and bottom. Available with 1 1/2" radius corners or square corners.



Offered in twenty-one (21) standard colors.

Wood Flat or Fluted Edge - 1 1/4"


Wood banding hot melt banded to the top with 1/8" radius at the top and bottom. Available with 1 1/2" radius corners or square corners.



Offered in Ash, Cherry, Maple or Walnut materials.

Shipping Schedule**Standard Items**

Laminate, PVC Edge	3-5 WEEKS
Laminate, Wood Edge	3-5 WEEKS
Veneer, Wood Edge	6-8 WEEKS

Contact Versteel Customer Service for special lead time requests.

BIFMA

All Versteel products are constructed to pass the relevant ANSI/BIFMA standards. For more detailed specifications by series and base style, contact Versteel Customer Service at 800.876.2120.

Additional information regarding warranty, terms and conditions, shipping, care and maintenance, etc. can be found in the All Tables price list.

To Order, Specify...

- 1 Model Number, include top and edge style
- 2 Material
 - a. Laminate manufacturer and color
 - b. Veneer species and finish color
 - c. Powder coat worksurface color
 - d. KrystalCast® color
- 3 Edge Color
- 4 Base color
- 5 Trough color
- 6 Additional options



A **TPF2 3684REH42 LP2S** is a Troupe series 36" x 84" rectangle gathering table, 42" table height with laminate 1 1/2" thick top with a PVC edge and square corners.

The codes **TW D354-60/CSNO/PSNO/PPEB** specify Wilsonart D354-60 Designer White laminate, Snow PVC edge, Snow legs and stretcher, and Pebble accent and apron color.

Model Number AID 48120REFX VW2S



Orders may be sent via

Mailing Address

Versteel
2332 Cathy Lane
Jasper IN 47546

Contact Versteel

Email contact@versteel.com
Phone 800 876 2120
812 634 2120
Fax 812 482 9318

Laminate

Versteel's standard offering of laminates includes over 900 laminates from Formica, Nevamar, Pionite and Wilsonart.

Laminate manufacturers change standard offerings frequently, making it possible a standard product can become unavailable. Versteel cannot be responsible for any inconvenience this may cause.

Veneer

Troupe Gathering tables are available with plain sliced Ash, Cherry, Maple and Walnut veneers.

Veneer Species

Ash	AP01	Maple.	MP01
Cherry	CP01	Walnut	WP01

Veneer Finish

Ash

Beach.	VBEA	Fog	VFOG
Chestnut.	VCHE	Pebble	VPEB
Drift	VDRI	Whisper	VVWHI
Fawn	VFAW		

Cherry

Blossom Cherry	VBLC	Java Cherry.	VJAC
Cordovan Cherry	VCNC	Millwork Cherry.	VMWC
Golden Cherry	VGNC		

Maple

Caramel Maple	VCMM	Sugar Maple	VSUM
Solar Maple.	VSLM		

Walnut

Brighton Walnut	VBRW	Natural Walnut.	VNAW
Espresso Walnut.	VESW		

PVC Edge Colors

Absolute Acajou	CABA	Nimbus.	CNIM
Alloy.	CALY	Pearl	CPEA
Carbon.	CCAR	Platinum	CPLA
Champagne	CCHA	Pralines & Cream	CPRC
Coconut	CCOC	Shadow	CSHA
Ebony.	CEBO	Snow	CSNO
Florence Walnut	CFLW	Stone.	CSTO
Fossil	CFOS	Storm.	CSTM
Grahitte.	CGRA	Whisper	CWHI
Grey.	CGRE	White Linen	CWHL
Kensington Maple.	CKEM		

Wood Edge Species

Ash	A01	Maple.	M01
Cherry	C01	Walnut	W01

Wood Edge Finishes

Ash

Beach.	VBEA	Fog	VFOG
Chestnut.	VCHE	Pebble	VPEB
Drift	VDRI	Whisper	VVWHI
Fawn	VFAW		

Cherry

Blossom Cherry	VBLC	Java Cherry.	VJAC
Cordovan Cherry	VCNC	Millwork Cherry.	VMWC
Golden Cherry	VGNC		

Maple

Caramel Maple	VCMM	Sugar Maple	VSUM
Solar Maple.	VSLM		

Walnut

Brighton Walnut	VBRW	Natural Walnut.	VNAW
Espresso Walnut.	VESW		

Powder Coat Finishes

All powder coat finishes in the Versteel offering have been formulated with the use of epoxy, polyester or epoxy and polyester blends to maximize the finish durability.

Powder Coat Finish Options

Powder Coat - Standardn/c
Powder Coat - Premium (Hope)	\$165
Powder Coat - Premium (Platinum)	\$488

Powder Coat Colors

AlloyPALY	NavyPNAV
AmethystPAME	NimbusPNIM
AnthracitePANT	NutmegPNUT
Black AnodizedPBLA	PearlPPEA
BronzePBRO	PebblePPEB
CalypsoPCAL	Ⓟ PlatinumPPLA
CarbonPCAR	PoppyPPOP
ChampagnePCHA	RoyalPROY
CoconutPCOC	SeasidePSEA
CrimsonPCRI	ShipyardPSHI
DaffodilPDAF	SilverPSIL
EbonyPEBO	SnowPSNO
ForestPFOR	StonePSTO
FossilPFOS	StormPSTM
GraphitePGRA	Terra CottaPTEC
Ⓟ HopePHOP	WhisperPWHI
Kelly GreenPKEG	White LinenPWHL
MicaPMIC	Powder Coat AlternativeOPA
MintPMNT		

NOTE CHROME, NICKEL AND TRANSPARENT POWDER COAT ARE NOT AVAILABLE ON TROUPE GATHERING

Premium Powder Coats (indicated by Ⓟ)

Versteel's premium process uses specially formulated powder coats for a truly unique color palette.

Special Laminate**Call for quotation**

Specify code **TSP** (*Special Laminate*), indicate the quoted charges per table

Special laminates and patterns can be specified as an option. To specify, contact Versteel for availability and pricing.

NOTE LAMINATES IN STANDARD COLORS AND TEXTURES FROM FORMICA, NEVAMAR, PIONITE AND WILSONART ARE STANDARD

CAUTION LAMINATE MANUFACTURERS CHANGE STANDARD OFFERINGS FREQUENTLY, AND IT IS POSSIBLE THAT A STANDARD PRODUCT CAN BECOME UNAVAILABLE. VERSTEEL CANNOT BE RESPONSIBLE FOR ANY INCONVENIENCE THIS MAY CAUSE.

Custom PVC Color Match**Call for quotation / one time charge per color, per order**

Specify code **OCF** (*Custom PVC Color Match*), add cost from Versteel quotation

PVC Color Match can be the selection of a color that is available from a Versteel supplier or a new custom color developed for the order. Minimum footage requirements mean that the amount of material needed for your order will effect the cost.

For PVC Color Matching you must supply a color reference sample. Versteel will review the sample for possible existing colors available and send a sample for customer approval. If no color match exists, a custom match will be developed and sampled for customer approval before a production schedule is established.

Powder Coat Alternative**Call for quotation**

Specify code **OPA** (*Powder Coat Alternative*), add cost from Versteel quotation

Powder Coat Alternative is available from Versteel. The entire RAL color reference along with hundreds of other color and finishes are available.

For Powder Coat Alternative matching, you must supply a color reference sample, or an RAL number. Versteel will review the sample for possible existing colors available and send a sample for customer approval. If no color match exists a custom match can be developed. Call Versteel Customer Service for associated upcharges on custom color development.

Stain Finish Match**\$996 / one time charge per finish, per order**

Specify code **OSM** (*Stain Finish Match*), add \$996.00 list per finish, per order

Alternative Stain Finishes are available for veneer and wood edged tops.

For Stain Finish Matching you must supply two 4" x 4" finish color and grain reference samples. An expertly finish matched sample will be provided for customer approval.

Veneer and Wood Edge Alternatives**Call for quotation**

For veneer and wood edge requirements other than the standard plain sliced Ash, Cherry, Maple and Walnut, contact Versteel Customer Service. Versteel is adept at working with a host of domestic and exotic materials. From inlays, figures, pie cuts and special edge profiles, to custom fill levels and sheens, each top is created using the best of technology and old world craftsmanship. The items you only imagined or expected to only be available from a millwork shop are now just another part of your Versteel order. Call Versteel Customer Service for availability and quotation.

Wood Finish Alternatives**Call for quotation**

When veneer tables are required to have a finish other than the standard natural grain fill level finish appearance, semi-filled or full-filled finishes are available by requesting a quote from Versteel. Call Versteel Customer Service for availability and quotation.

Table Top Alternatives

Table tops can be produced in alternative top material if desired. Contact Versteel Customer Service for pricing and availability.

NOTE CUSTOMS OR ALTERNATIVES MAY AFFECT STANDARD PRODUCTION SCHEDULES



Questions?

800 876 2120

top >	Laminate PVC	Laminate Wood	Veneer Wood
edge >	Flat	Flat	Flat
edge ordering code >	LP2R	LW2R	VW2R
top thickness >	1 1/4"	1 1/4"	1 1/4"
edge ordering code >	LPF2R	LWF2R	VWF2R
top thickness >	1 1/4"	1 1/4"	1 1/4"
top thickness price >	1 1/4"	1 1/4"	1 1/4"

	Table Description	Model #	Product Wt			
 30" Table Height	30" Table Height					
	36 Fix	TPF2 36RDH30	76	2139	2522	4727
	48 Fix	TPF2 48RDH30	109	2493	3003	5759
	54 Fix	TPF2 54RDH30	129	2961	3536	6275
	60 Fix	TPF2 60RDH30	151	3092	3732	6789
 36" Table Height	36" Table Height					
	36 Fix	TPF2 36RDH36	87	2221	2605	4809
	48 Fix	TPF2 48RDH36	123	2576	3086	5841
	54 Fix	TPF2 54RDH36	144	3044	3619	6357
	60 Fix	TPF2 60RDH36	167	3175	3814	6872
 42" Table Height	42" Table Height					
	36 Fix	TPF2 36RDH42	93	2307	2691	4895
	48 Fix	TPF2 48RDH42	128	2662	3171	5926
	54 Fix	TPF2 54RDH42	149	3128	3703	6442
	60 Fix	TPF2 60RDH42	172	3259	3899	6956

To Order, Specify...

- 1 Model Number
- 2 Top Material
- 3 Edge Style and Thickness
- 4 Edge Color
- 5 Leg and Stretcher Color
- 6 Accent and Apron Color
- 7 Additional Options



Finish Options

Powder Coat, Standard	n/c
Powder Coat, Premium.....	\$ 165
Platinum.....	\$ 488

Top Options

Special Laminate.....	TSP
Custom Cutout (per cutout)	TCC \$ 120

Power + Data Options

Please reference the Power + Data Price List

Wire Management Options

Troupe Legway Manager, Set of 2	WTPL \$ 112
1 Oval Brush Grommet, Provide Location Print	WOG \$ 97
1 Round Grommet, Provide Location Print	WRG \$ 76
Basket, Under Top Mount	WBT \$ 97



Questions?

800 876 2120

top >
edge >

edge ordering code (radius corner) >
or
edge ordering code (square corner) >
top thickness >

edge ordering code (radius corner) >
or
edge ordering code (square corner) >
top thickness >
top thickness price >

Material	Edge Style	Top Thickness	Price
Laminate PVC	Flat	1 1/4"	2139
Laminate Wood	Flat	1 1/4"	2522
Veneer Wood	Flat	1 1/4"	4727
Laminate PVC	Fluted	1 1/4"	2493
Laminate Wood	Fluted	1 1/4"	3003
Veneer Wood	Fluted	1 1/4"	5759



30" Table Height



36" Table Height



42" Table Height

Table Description	Model #	Product Wt
30" Table Height		
36 Fix	TPF2 36SQH30	93
48 Fix	TPF2 48SQH30	136
54 Fix	TPF2 54SQH30	162
60 Fix	TPF2 60SQH30	190
36" Table Height		
36 Fix	TPF2 36SQH36	107
48 Fix	TPF2 48SQH36	154
54 Fix	TPF2 54SQH36	181
60 Fix	TPF2 60SQH36	211
42" Table Height		
36 Fix	TPF2 36SQH42	112
48 Fix	TPF2 48SQH42	159
54 Fix	TPF2 54SQH42	187
60 Fix	TPF2 60SQH42	216

To Order, Specify...

- 1 Model Number
- 2 Top Material
- 3 Edge Style and Thickness
- 4 Edge Color
- 5 Leg and Stretcher Color
- 6 Accent and Apron Color
- 7 Additional Options



Finish Options

Powder Coat, Standard	n/c
Powder Coat, Premium.....	\$ 165
Platinum.....	\$ 488

Top Options

Special Laminate.....	TSP
Custom Cutout (per cutout)	TCC \$ 120

Power + Data Options

Please reference the Power + Data Price List

Wire Management Options

Troupe Legway Manager, Set of 2	WTPL	\$ 112
1 Oval Brush Grommet, Location K.....	WOK	\$ 97
1 Oval Brush Grommet, Provide Location Print.....	WOG	\$ 97
1 Round Grommet, Location K	WRK	\$ 76
1 Round Grommet, Provide Location Print	WRG	\$ 76
Basket, Under Top Mount.....	WBT	\$ 97



Questions?

800 876 2120

top >
edge >

Laminate PVC	Laminate Wood	Veneer Wood
Flat	Flat	Flat
LP2R or LP2S	LW2R or LW2S	VW2R or VW2S
1 1/4"	1 1/4"	1 1/4"
Fluted	Fluted	Fluted
LPF2R or LPF2S	LWF2R or LWF2S	VWF2R or VWF2S
1 1/4"	1 1/4"	1 1/4"
1 1/4"	1 1/4"	1 1/4"

edge ordering code (radius corner) >
or
edge ordering code (square corner) >
top thickness >

edge ordering code (radius corner) >
or
edge ordering code (square corner) >
top thickness >
top thickness price >

	Table Description	Model #	Product Wt			
 30" Table Height	30" Table Height					
	36 x 60 Fix	TPF2 3660REH30	135	2604	3298	4591
	36 x 72 Fix	TPF2 3672REH30	163	2850	3618	5341
	36 x 84 Fix	TPF2 3684REH30	185	3276	4129	6287
	36 x 96 Fix	TPF2 3696REH30	206	3406	4345	7226
	42 x 72 Fix	TPF2 4272REH30	180	3163	3972	6762
	42 x 84 Fix	TPF2 4284REH30	204	3697	4592	7435
	42 x 96 Fix	TPF2 4296REH30	227	3833	4813	8104
	48 x 72 Fix	TPF2 4872REH30	197	3262	4114	7003
	48 x 84 Fix	TPF2 4884REH30	224	3766	4704	7651
48 x 96 Fix	TPF2 4896REH30	249	3915	4936	8289	
 36" Table Height	36" Table Height					
	36 x 60 FIX	TPF2 3660REH36	155	2685	3379	4672
	36 x 72 Fix	TPF2 3672REH36	186	2932	3700	5424
	36 x 84 Fix	TPF2 3684REH36	210	3359	4211	6369
	36 x 96 Fix	TPF2 3696REH36	233	3489	4427	7309
	42 x 72 Fix	TPF2 4272REH36	204	3246	4055	6844
	42 x 84 Fix	TPF2 4284REH36	230	3779	4674	7518
	42 x 96 Fix	TPF2 4296REH36	256	3915	4895	8186
	48 x 72 Fix	TPF2 4872REH36	222	3343	4196	7085
	48 x 84 Fix	TPF2 4884REH36	251	3850	4788	7733
48 x 96 Fix	TPF2 4896REH36	278	3997	5018	8371	
 42" Table Height	42" Table Height					
	36 x 60 Fix	TPF2 3660REH42	179	2769	3463	4754
	36 x 72 Fix	TPF2 3672REH42	191	3016	3784	5508
	36 x 84 Fix	TPF2 3684REH42	215	3443	4297	6454
	36 x 96 Fix	TPF2 3696REH42	238	3573	4511	7394
	42 x 72 Fix	TPF2 4272REH42	209	3331	4140	6928
	42 x 84 Fix	TPF2 4284REH42	236	3865	4761	7604
	42 x 96 Fix	TPF2 4296REH42	261	3999	4980	8272
	48 x 72 Fix	TPF2 4872REH42	227	3428	4282	7171
	48 x 84 Fix	TPF2 4884REH42	256	3934	4872	7817
48 x 96 Fix	TPF2 4896REH42	284	4081	5103	8456	

To Order, Specify...

- 1 Model Number
- 2 Top Material
- 3 Edge Style and Thickness
- 4 Edge Color
- 5 Leg and Stretcher Color
- 6 Accent and Apron Color
- 7 Additional Options



Finish Options

Powder Coat, Standard	n/c
Powder Coat, Premium.....	\$ 165
Platinum.....	\$ 488

Top Options

Special Laminate.....	TSP
Custom Cutout (per cutout)	TCC \$ 120

Power + Data Options

Please reference the Power + Data Price List

Wire Management Options

Troupe Legway Manager, Set of 2	WTPL	\$ 112
1 Oval Brush Grommet, Location F.....	WOF	\$ 97
1 Oval Brush Grommet, Location K.....	WOK	\$ 97
2 Oval Brush Grommets, Location H.....	WOH	\$ 194
1 Oval Brush Grommet, Provide Location Print.....	WOG	\$ 97
1 Round Grommet, Location F	WRF	\$ 76
1 Round Grommet, Location K	WRK	\$ 76
2 Round Grommets, Location H	WRH	\$ 152
1 Round Grommet, Provide Location Print	WRG	\$ 76
Basket, Under Top Mount	WBT	\$ 97


Tops

The 1 ¼" rectangle tops are available in laminate or veneer.

Table Height

Table height is 30" tall.

Casters and Glides

Tables can be ordered with two locking and two non-locking 3" hollow wheel black casters or with adjustable nylon glides.

Modesty Panel Options

Troupe Inline tables are available with no modesty panel, a slotted modesty panel or a smooth modesty panel.

Leg Accent

As an added feature all Troupe Inline legs have a metal accent piece. This appealing design aesthetic allows the designer or specifier to specify one color for a monochromatic look or select two coordinating powder coat colors enhancing the design beauty of the table.

Laminate and Veneer, Standard Core Construction

The standard top construction consists of 45-50 lb particleboard, surfaced with a high pressure laminate or plain sliced veneer face. A backer sheet is laminated to the underside of the top. Tops are shipped with understructure attached.

PVC Flat or Fluted Edge - 1 ¼"


Edge of 2mm PVC hot melt banded to the top with 1/8" radius at the top and bottom. Available with 1 ½" radius corners or square corners.



Offered in twenty-one (21) standard colors.

Wood Flat or Fluted Edge - 1 ¼"


Wood banding hot melt banded to the top with 1/8" radius at the top and bottom. Available with 1 ½" radius corners or square corners.



Offered in Ash, Cherry, Maple or Walnut materials.

Shipping Schedule**Standard Items**

Laminate, PVC Edge	3-5 WEEKS
Laminate, Wood Edge	3-5 WEEKS
Veneer, Wood Edge	6-8 WEEKS

Contact Versteel Customer Service for special lead time requests.

BIFMA

All Versteel products are constructed to pass the relevant ANSI/BIFMA standards. For more detailed specifications by series and base style, contact Versteel Customer Service at 800.876.2120.

Additional information regarding warranty, terms and conditions, shipping, care and maintenance, etc. can be found in the All Tables price list.

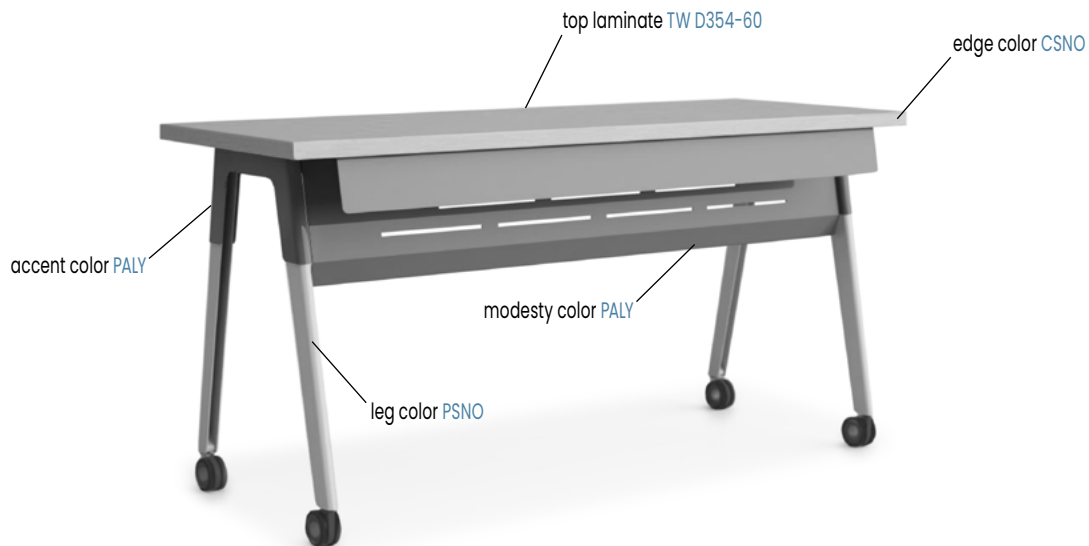
To Order, Specify...

- 1 Model Number, include top and edge style
- 2 Top Material
 - a. Laminate manufacturer and color
 - b. Veneer species and finish color
- 3 Edge Color
- 4 Leg Color
- 5 Accent Color
- 6 Modesty Color
- 7 Additional Options

base model						finish selections					options							
TP	IC	2448	RE	FX	XD	LP2S	/	TW D354-60	/	CSNO	/	PSNO	/	PALY	/	PALY	/	---
series	base style	top size	top shape	table function	modesty function	top, edge & corner		top laminate manufacturer & laminate color		edge color		leg color		accent color		modesty color		option(s)

A **TPIC 2448REFX XD LP2S** is a Troupe series 24" x 48" rectangle table with fixed inline bases, a fixed slotted modesty panel and a laminate 1 1/2" thick top with a flat PVC edge and square corners.

The codes **TW D354-60 / CSNO / PSNO / PALY** specify Wilsonart D354-60 Designer White laminate, Snow PVC edge, Snow legs, Alloy accent color, and Alloy modesty color.

Model Number TPIC 2448REFX XD

Orders may be sent via
Mailing Address

Versteel
 2332 Cathy Lane
 Jasper IN 47546

Contact Versteel

Email contact@versteel.com
Phone 800 876 2120
 812 634 2120
Fax 812 482 9318

Laminate

Versteel's standard offering of laminates includes over 900 laminates from Formica, Nevamar, Pionite and Wilsonart.

Laminate manufacturers change standard offerings frequently, making it possible a standard product can become unavailable. Versteel cannot be responsible for any inconvenience this may cause.

Veneer

Troupe Inline tables are available with plain sliced Ash, Cherry, Maple and Walnut veneers.

Veneer Species

Ash	AP01	Maple.	MP01
Cherry	CP01	Walnut	WP01

Veneer Finish

Ash

Beach.	VBEA	Fog	VFOG
Chestnut.	VCHE	Pebble	VPEB
Drift	VDRI	Whisper	VVWHI
Fawn	VFAW		

Cherry

Blossom Cherry	VBLC	Java Cherry.	VJAC
Cordovan Cherry	VCNC	Millwork Cherry.	VMWC
Golden Cherry	VGNC		

Maple

Caramel Maple	VCMM	Sugar Maple	VSUM
Solar Maple.	VSLM		

Walnut

Brighton Walnut	VBRW	Natural Walnut.	VNAW
Espresso Walnut.	VESW		

PVC Edge Colors

Absolute Acajou	CABA	Nimbus.	CNIM
Alloy.	CALY	Pearl	CPEA
Carbon.	CCAR	Platinum	CPLA
Champagne	CCHA	Pralines & Cream	CPRC
Coconut	CCOC	Shadow	CSHA
Ebony.	CEBO	Snow	CSNO
Florence Walnut	CFLW	Stone	CSTO
Fossil	CFOS	Storm.	CSTM
Graphite	CGRA	Whisper	CWHI
Grey.	CGRE	White Linen	CWHL
Kensington Maple.	CKEM		

Wood Edge Species

Ash	A01	Maple.	M01
Cherry	C01	Walnut	W01

Wood Edge Finishes

Ash

Beach.	VBEA	Fog	VFOG
Chestnut.	VCHE	Pebble	VPEB
Drift	VDRI	Whisper	VVWHI
Fawn	VFAW		

Cherry

Blossom Cherry	VBLC	Java Cherry.	VJAC
Cordovan Cherry	VCNC	Millwork Cherry.	VMWC
Golden Cherry	VGNC		

Maple

Caramel Maple	VCMM	Sugar Maple	VSUM
Solar Maple.	VSLM		

Walnut

Brighton Walnut	VBRW	Natural Walnut.	VNAW
Espresso Walnut.	VESW		

Powder Coat Finishes

All powder coat finishes in the Versteel offering have been formulated with the use of epoxy, polyester or epoxy and polyester blends to maximize the finish durability.

Powder Coat Finish Options

Powder Coat - Standard	.n/c
Powder Coat - Premium (Hope)	\$165
Powder Coat - Premium (Platinum)	\$488

Powder Coat Colors

Alloy	.PALY	Navy	.PNAV
Amethyst	.PAME	Nimbus	.PNIM
Anthracite	.PANT	Nutmeg	.PNUT
Black Anodized	.PBLA	Pearl	.PPEA
Bronze	.PBRO	Pebble	.PPEB
Calypso	.PCAL	Platinum	.PPLA
Carbon	.PCAR	Poppy	.PPOP
Champagne	.PCHA	Royal	.PROY
Coconut	.PCOC	Seaside	.PSEA
Crimson	.PCRI	Shipyard	.PSHI
Daffodil	.PDAF	Silver	.PSIL
Ebony	.PEBO	Snow	.PSNO
Forest	.PFOR	Stone	.PSTO
Fossil	.PFOS	Storm	.PSTM
Graphite	.PGRA	Terra Cotta	.PTEC
Hope	.PHOP	Whisper	.PWHI
Kelly Green	.PKEG	White Linen	.PWHL
Mica	.PMIC	Powder Coat Alternative	.OPA
Mint	.PMNT		

Premium Powder Coats (indicated by 🍷)

Versteel's premium process uses specially formulated powder coats for a truly unique color palette.

Chrome

Versteel applies a deep luster chrome plated finish. Chrome is the most durable finish available. Specify Chrome and add \$165 list per table. Chrome is not available on the accent or modesty panels.

Chrome	.ECHR
--------	-------

Nickel

Versteel applies a nickel plated finish with a clear coat applied for durability. Specify Nickel and add \$223 list per table. Nickel is not available on the accent or modesty panels.

Nickel	.ENKL
--------	-------

Special Laminate**Call for quotation**

Specify code **TSP** (*Special Laminate*), indicate the quoted charges per table

Special laminates and patterns can be specified as an option. To specify, contact Versteel for availability and pricing.

NOTE LAMINATES IN STANDARD COLORS AND TEXTURES FROM FORMICA, NEVAMAR, PIONITE AND WILSONART ARE STANDARD

CAUTION LAMINATE MANUFACTURERS CHANGE STANDARD OFFERINGS FREQUENTLY, AND IT IS POSSIBLE THAT A STANDARD PRODUCT CAN BECOME UNAVAILABLE. VERSTEEL CANNOT BE RESPONSIBLE FOR ANY INCONVENIENCE THIS MAY CAUSE.

Custom PVC Color Match**Call for quotation / one time charge per color, per order**

Specify code **OCF** (*Custom PVC Color Match*), add cost from Versteel quotation

PVC Color Match can be the selection of a color that is available from a Versteel supplier or a new custom color developed for the order. Minimum footage requirements mean that the amount of material needed for your order will effect the cost.

For PVC Color Matching you must supply a color reference sample. Versteel will review the sample for possible existing colors available and send a sample for customer approval. If no color match exists, a custom match will be developed and sampled for customer approval before a production schedule is established.

Powder Coat Alternative**Call for quotation**

Specify code **OPA** (*Powder Coat Alternative*), add cost from Versteel quotation

Powder Coat Alternative is available from Versteel. The entire RAL color reference along with hundreds of other color and finishes are available.

For Powder Coat Alternative matching, you must supply a color reference sample, or an RAL number. Versteel will review the sample for possible existing colors available and send a sample for customer approval. If no color match exists, a custom match can be developed. Call Versteel Customer Service for associated upcharges on custom color development.

Stain Finish Match**\$996 / one time charge per finish, per order**

Specify code **OSM** (*Stain Finish Match*), add \$996.00 list per finish, per order

Alternative Stain Finishes are available for veneer and wood edged tops.

For Stain Finish Matching you must supply two 4" x 4" finish color and grain reference samples. An expertly finish matched sample will be provided for customer approval.

Veneer and Wood Edge Alternatives**Call for quotation**

For veneer and wood edge requirements other than the standard plain sliced Ash, Cherry, Maple and Walnut, contact Versteel Customer Service. Versteel is adept at working with a host of domestic and exotic materials. From inlays, figures, pie cuts and special edge profiles, to custom fill levels and sheens, each top is created using the best of technology and old world craftsmanship. The items you only imagined or expected to only be available from a millwork shop are now just another part of your Versteel order. Call Versteel Customer Service for availability and quotation.

Wood Finish Alternatives**Call for quotation**

When veneer tables are required to have a finish other than the standard natural grain fill level finish appearance, semi-filled or full-filled finishes are available by requesting a quote from Versteel. Call Versteel Customer Service for availability and quotation.

Table Top Alternatives

Table tops can be produced in alternative top material if desired. Contact Versteel Customer Service for pricing and availability.

Alternate Core Construction

Alternate core constructions are available, including medium density fiberboard (MDF), and cores that contain no urea formaldehyde. Contact Versteel Customer Service for pricing and availability.

NOTE CUSTOMS OR ALTERNATIVES MAY AFFECT STANDARD PRODUCTION SCHEDULES

Troupe Inline

Power & Data Options
Henri + Henri Now

VERSTEEL

Henri - \$344 / unit

Specify code **PH_** (Henri - Quantity_),
add \$344.00 list per Henri

The pop-up Henri electrical unit(s) is factory installed in the specified location. Perfect for single table applications.

SPECIFICATIONS

- One 9' cord, one 15 amp circuit, standard grounded plug
- Surge protection
- Two electrical outlets per unit



NOTE FOR MORE PLANNING AND ORDERING DETAIL INFORMATION SEE ELECTRICAL PLANNING SECTION PAGES 23-37

NOTE FOR HENRI VOICE AND DATA JACK OPTIONS SEE PAGE 18



Location **A**

1 Henri - Location A \$344 / table

Specify code **PHA** (1 Henri - Location A),
add \$344.00 list per table

One pop-up Henri electrical unit is factory installed in the front center location of the top.



Location **D**

2 Henris - Location D \$688 / table

Specify code **PHD** (2 Henris - Location D),
add \$688.00 list per table

Two pop-up Henri electrical units are factory installed in the front corner locations of the top.



Location **E**

2 Henris - Location E \$688 / table

Specify code **PHE** (2 Henris - Location E),
add \$688.00 list per table

Two pop-up Henri electrical units are factory installed in the front outer corner locations of the top.

Table link - ends only is included with henri and powerlink electrical package options selection. The table link will prevent the accidental disconnection of power supply to adjacent tables.

Henri Now linking systems require an **HNPU** power supply unit per each sequence. Specify code HNPU, \$450.00 list each.

- 120" cord length
- 15 amp circuit
- standard grounded plug
- surge protection



Henri Now - \$332 / unit

Specify code **PHN_** (Henri Now - Location_),
add \$332.00 list per Henri Now

The pop-up Henri Now electrical unit(s) is factory installed in the specified location. Recommended for multiple table applications. May be sequenced in any order.

SPECIFICATIONS

- Surge protection
- Two electrical outlets per unit
- Requires HNPU power supply



NOTE FOR MORE PLANNING AND ORDERING DETAIL INFORMATION SEE ELECTRICAL PLANNING SECTION PAGES 23-37

NOTE FOR HENRI NOW VOICE AND DATA JACK OPTIONS SEE PAGE 18

NOTE HENRI NOW SOFT WIRED LINKED SYSTEMS DO NOT WORK WITH GFCI RECEPTACLES. CONTACT VERSTEEL CUSTOMER SERVICE FOR ADDITIONAL INFORMATION



Location **A**

1 Henri Now - Location A \$332 / table

Specify code **PHNA** (1 Henri Now - Location A),
add \$332.00 list per table

One pop-up Henri Now electrical unit is factory installed in the front center location of the top.



Location **D**

2 Henri Nows - Location D \$644 / table

Specify code **PHND** (2 Henri Nows - Location D),
add \$644.00 list per table

Two pop-up Henri Now electrical units are factory installed in the front corner locations of the top.



Location **N**

2 Henri Nows - Location N \$644 / table

Specify code **PHNN** (2 Henri Nows - Location N),
add \$644.00 list per table

Two pop-up Henri Now electrical units are factory installed in the front outer corner locations of the top.

Axil Z IP (Individually Powered)

Constructed out of anodized aluminum with a painted, steel faceplate, Axil Z is a robust, scalable and customizable power/data solution.

SPECIFICATIONS

- Mounts flat, sitting just above worksurface
- Requires cutout in worksurface
- Includes a voice/data adapter kit to accept couplers and jacks when required
- Available in Locations A, D or N

Model	Description	
AXZ-IP-2-0	Two (2) power and no data	\$ 416 list
AXZ-IP-2-2	Two (2) power and two (2) add'l ports	\$ 426 list
AXZ-IP-2-4	Two (2) power and four (4) add'l ports	\$ 435 list
AXZ-IP-2-6	Two (2) power and six (6) add'l ports	\$ 445 list
AXZ-IP-3-1	Three (3) power and one (1) add'l port	\$ 441 list
AXZ-IP-3-3	Three (3) power and three (3) add'l ports	\$ 450 list
AXZ-IP-3-5	Three (3) power and five (5) add'l ports	\$ 459 list
AXZ-IP-4-0	Four (4) power and no add'l ports	\$ 548 list
AXZ-IP-4-2	Four (4) power and two (2) add'l ports	\$ 556 list
AXZ-IP-4-4	Four (4) power and four (4) add'l ports	\$ 563 list

Unit Color

MWCA	Matte White Faceplate, Clear Al Trim	n/c
MBCA	Matte Black Faceplate, Clear Al Trim	n/c
MSCA	Matte Storm Faceplate, Clear Al Trim	n/c
MFCA	Matte Fog Faceplate, Clear Al Trim	n/c
GWCA	Gloss White Faceplate, Clear Al Trim	n/c
GBCA	Gloss Black Faceplate, Clear Al Trim	n/c
SVCA	Silver Faceplate, Clear Al Trim	n/c
MWBA	Matte White Faceplate, Black Trim	\$ 143 list
MBBA	Matte Black Faceplate, Black Trim	\$ 143 list
MSBA	Matte Storm Faceplate, Black Trim	\$ 143 list
MFBA	Matte Fog Faceplate, Black Trim	\$ 143 list
GWBA	Gloss White Faceplate, Black Trim	\$ 143 list
GBBA	Gloss Black Faceplate, Black Trim	\$ 143 list
SVBA	Silver Faceplate, Black Trim	\$ 143 list

Cord Length

72	72" cord length, black	n/c
120	120" cord length, black	\$ 21 list

USB Charging Options

UAC	One (1) USB A + C charging module (requires one (1) port)	\$ 152 list
UAC2	Two (2) USB A + C charging modules (requires two (2) ports)	\$ 304 list
UC	One (1) high power smart dual USB C charging module (requires one (1) port)	\$ 324 list

Data Option (Each data jack requires (1) add'l port)

DA	Cat6 RJ45 data jack w/ 10' patch cord	\$ 97 list
HD	HDMI jack	\$ 110 list
MS	3.5mm mini-stereo audio jack	\$ 32 list
US	USB passive jack	\$ 71 list
VG	VGA jack, 15 pin	\$ 137 list
VO	Cat3 RJ11 voice jack w/ 7' patch cord	\$ 45 list

Model Example: AXZ-IP-4-2-GWCA-72-DA-DA

Axil Z SL2 (Soft-Wired, Linked)

Constructed out of anodized aluminum with a painted, steel faceplate, Axil Z is a robust, scalable and customizable power/data solution.

SPECIFICATIONS

- Mounts flat, sitting just above worksurface
- Requires cutout in worksurface
- Includes a voice/data adapter kit to accept couplers and jacks when required
- Available in Locations A, D or N
- Maximum of 8 units in sequence
- Interlink IQ 2.0 (not compatible with units sold prior to 2/1/19)

Model	Description	
AXZ-SL2-2-0	Two (2) power and no data	\$ 428 list
AXZ-SL2-2-2	Two (2) power and two (2) add'l ports	\$ 439 list
AXZ-SL2-2-4	Two (2) power and four (4) add'l ports	\$ 449 list
AXZ-SL2-2-6	Two (2) power and six (6) add'l ports	\$ 457 list
AXZ-SL2-3-1	Three (3) power and one (1) add'l port	\$ 454 list
AXZ-SL2-3-3	Three (3) power and three (3) add'l ports	\$ 464 list
AXZ-SL2-3-5	Three (3) power and five (5) add'l ports	\$ 473 list

NOTE SOFT-WIRED, LINKED UNITS CAN HAVE A MAXIMUM OF 3 POWER OUTLETS AND 1 DUAL PORT USB CHARGING MODULE PER UNIT

Unit Color

MWCA	Matte White Faceplate, Clear Al Trim	n/c
MBCA	Matte Black Faceplate, Clear Al Trim	n/c
MSCA	Matte Storm Faceplate, Clear Al Trim	n/c
MFCA	Matte Fog Faceplate, Clear Al Trim	n/c
GWCA	Gloss White Faceplate, Clear Al Trim	n/c
GBCA	Gloss Black Faceplate, Clear Al Trim	n/c
SVCA	Silver Faceplate, Clear Al Trim	n/c
MWBA	Matte White Faceplate, Black Trim	\$ 143 list
MBBA	Matte Black Faceplate, Black Trim	\$ 143 list
MSBA	Matte Storm Faceplate, Black Trim	\$ 143 list
MFBA	Matte Fog Faceplate, Black Trim	\$ 143 list
GWBA	Gloss White Faceplate, Black Trim	\$ 143 list
GBBA	Gloss Black Faceplate, Black Trim	\$ 143 list
SVBA	Silver Faceplate, Black Trim	\$ 143 list

Power Infeed

BPS2-72	72" cord length, black	\$ 567 list
BPS2-120	120" cord length, black	\$ 586 list
BPS2-180	180" cord length, black	\$ 619 list

NOTE 8 UNITS PER 1 BPS

Jumper

BEJ2	Standard jumper included with tables up to and including 60". BEJ2 jumper required for tables greater than 60".	\$ 150 list
------	---	-------------

USB Charging Options

UAC	One (1) USB A + C charging module (requires one (1) port)	\$ 152 list
UAC2	Two (2) USB A + C charging modules (requires two (2) ports)	\$ 304 list
UC	One (1) high power smart dual USB C charging module (requires one (1) port)	\$ 324 list

Data Option (Each data jack requires (1) add'l port)

DA	Cat6 RJ45 data jack w/ 10' patch cord	\$ 97 list
HD	HDMI jack	\$ 110 list
MS	3.5mm mini-stereo audio jack	\$ 32 list
US	USB passive jack	\$ 71 list
VG	VGA jack, 15 pin	\$ 137 list
VO	Cat3 RJ11 voice jack w/ 7' patch cord	\$ 45 list

Model Example: AXZ-SL2-2-0-GWCA

Ellora IP (Individually Powered)

Anodized aluminum construction and smart design keep cable clutter out of sight.

NOTE ELLORA UNITS ARE NOT RECOMMENDED ON TILTING TABLES

SPECIFICATIONS

- Includes a voice/data adapter kit to accept couplers and jacks when required
- Fits in tops $\frac{3}{4}$ " to $1\frac{1}{4}$ " thick
- Requires cutout in worksurface



Tables specified with linked units require table link. The table link will prevent the accidental disconnection of power supply to adjacent tables.

Model	Description	
ELL-IP-2-0	Two (2) power and no data	\$ 652 list
ELL-IP-2-2	Two (2) power and two (2) add'l ports	\$ 665 list
ELL-IP-2-4	Two (2) power and four (4) add'l ports	\$ 672 list
ELL-IP-2-6	Two (2) power and six (6) add'l ports	\$ 688 list
ELL-IP-3-1	Three (3) power and one (1) add'l port	\$ 682 list
ELL-IP-3-3	Three (3) power and three (3) add'l ports	\$ 694 list
ELL-IP-3-5	Three (3) power and five (5) add'l ports	\$ 705 list
ELL-IP-4-0	Four (4) power and one (1) add'l port	\$ 848 list
ELL-IP-4-2	Four (4) power and two (2) add'l ports	\$ 858 list
ELL-IP-4-4	Four (4) power and four (4) add'l ports	\$ 871 list

Unit Color

SAAWT	Silver Anodized Aluminum with White Trim	n/c
SAABT	Silver Anodized Aluminum with Black Trim	n/c
BAABT	Black Anodized Aluminum with Black Trim	\$ 205 list

Cord Length

72	72" cord length, black	n/c
120	120" cord length, black	\$ 21 list

USB Charging Options

UAC	One (1) USB A + C charging module (requires one (1) port)	\$ 152 list
UAC2	Two (2) USB A + C charging modules (requires two (2) ports)	\$ 304 list
UC	One (1) high power smart dual USB C charging module (requires one (1) port)	\$ 324 list

Data Option (Each data jack requires (1) add'l port)

DA	Cat6 RJ45 data jack w/ 10' patch cord	\$ 97 list
HD	HDMI jack	\$ 110 list
MS	3.5mm mini-stereo audio jack	\$ 32 list
US	USB passive jack	\$ 71 list
VG	VGA jack, 15 pin	\$ 137 list
VO	Cat3 RJ11 voice jack w/ 7' patch cord	\$ 45 list

Model Example: AXZ-IP-4-2-GWCA-72-DA-DA

Ellora SL2 (Soft-Wired, Linked)

Smart design keeps cable clutter out of sight by allowing use while the lid is shut.

SPECIFICATIONS

- Includes a voice/data adapter kit to accept couplers and jacks when required
- Fits in tops $\frac{3}{4}$ " to $1\frac{1}{4}$ " thick
- Requires cutout in worksurface
- Maximum of 8 units in sequence
- Interlink iQ 2.0 (not compatible with units sold prior to 2/1/19)



Model	Description	
ELL-SL2-2-0	Two (2) power and no data	\$ 665 list
ELL-SL2-2-2	Two (2) power and two (2) add'l ports	\$ 682 list
ELL-SL2-2-4	Two (2) power and four (4) add'l ports	\$ 711 list
ELL-SL2-2-6	Two (2) power and six (6) add'l ports	\$ 740 list
ELL-SL2-3-1	Three (3) power and one (1) add'l port	\$ 678 list
ELL-SL2-3-3	Three (3) power and three (3) add'l ports	\$ 706 list
ELL-SL2-3-5	Three (3) power and five (5) add'l ports	\$ 737 list

NOTE SOFT-WIRED, LINKED UNITS CAN HAVE A MAXIMUM OF 3 POWER OUTLETS AND 1 DUAL PORT USB CHARGING MODULE PER UNIT

Unit Color

SAAWT	Silver Anodized Aluminum with White Trim	n/c
SAABT	Silver Anodized Aluminum with Black Trim	n/c
BAABT	Black Anodized Aluminum with Black Trim	\$ 205 list

Power Infeed

BPS2-72	72" cord length, black	\$ 567 list
BPS2-120	120" cord length, black	\$ 586 list
BPS2-180	180" cord length, black	\$ 619 list

NOTE 8 UNITS PER 1 BPS

Jumper

BEJ2	Standard jumper included with tables up to and including 60". BEJ2 jumper required for tables greater than 60".	\$ 150 list
------	---	-------------

USB Charging Options

UAC	One (1) USB A + C charging module (requires one (1) port)	\$ 152 list
UAC2	Two (2) USB A + C charging modules (requires two (2) ports)	\$ 304 list
UC	One (1) high power smart dual USB C charging module (requires one (1) port)	\$ 324 list

Data Option (Each data jack requires (1) add'l port)

DA	Cat6 RJ45 data jack w/ 10' patch cord	\$ 97 list
HD	HDMI jack	\$ 110 list
MS	3.5mm mini-stereo audio jack	\$ 32 list
US	USB passive jack	\$ 71 list
VG	VGA jack, 15 pin	\$ 137 list
VO	Cat3 RJ11 voice jack w/ 7' patch cord	\$ 45 list

Model Example: ELL-SL2-2-0-SAABT

Mho IP (Individually Powered)

Retractable and durably constructed. Highly functional with a fluid, one touch door that remains open during use.

SPECIFICATIONS

- Fluid, one touch accessibility
- Includes a voice/data adapter kit to accept couplers and jacks when required
- Available in locations A, D or N

Model	Description	
MHO-IP-2-0	Two (2) power and no data	\$ 559 list
MHO-IP-2-2	Two (2) power and two (2) add'l ports	\$ 568 list
MHO-IP-2-4	Two (2) power and four (4) add'l ports	\$ 582 list
MHO-IP-2-6	Two (2) power and six (6) add'l ports	\$ 592 list
MHO-IP-3-1	Three (3) power and one (1) add'l port	\$ 652 list
MHO-IP-3-3	Three (3) power and three (3) add'l ports	\$ 666 list
MHO-IP-3-5	Three (3) power and five (5) add'l ports	\$ 667 list
MHO-IP-4-0	Four (4) power and no add'l ports	\$ 727 list
MHO-IP-4-2	Four (4) power and two (2) add'l ports	\$ 738 list
MHO-IP-4-4	Four (4) power and four (4) add'l ports	\$ 749 list

Unit Color

SAABT	Silver Anodized Aluminum with Black Trim	n/c
SAAWT	Silver Anodized Aluminum with White Trim	n/c
SAA	Silver Anodized Aluminum	n/c
BAA	Black Anodized Aluminum	\$ 205 list

Cord Length

72	72" cord length, black	n/c
120	120" cord length, black	\$ 21 list

USB Charging Options

UAC	One (1) USB A + C charging module (requires one (1) port)	\$ 152 list
UAC2	Two (2) USB A + C charging modules (requires two (2) ports)	\$ 304 list
UC	One (1) high power smart dual USB C charging module (requires one (1) port)	\$ 324 list

Data Option (Each data jack requires (1) add'l port)

DA	Cat6 RJ45 data jack w/ 10' patch cord	\$ 97 list
HD	HDMI jack	\$ 110 list
MS	3.5mm mini-stereo audio jack	\$ 32 list
US	USB passive jack	\$ 71 list
VG	VGA jack, 15 pin	\$ 137 list
VO	Cat3 RJ11 voice jack w/ 7' patch cord	\$ 45 list

Model Example: MHO-IP-3-3-SAABT-72-UI-DA-DA

Mho SL2 (Soft-Wired, Linked)

Retractable and durably constructed. Highly functional with a fluid one touch door that remains open during use.



Tables specified with linked units require table link. The table link will prevent the accidental disconnection of power supply to adjacent tables.

SPECIFICATIONS

- Fluid, one touch accessibility
- Includes a voice/data adapter kit to accept couplers and jacks when required
- Available in locations A, D or N
- Maximum of 8 units in sequence
- Interlink IQ 2.0 (not compatible with units sold prior to 2/1/19)

Model	Description	
MHO-SL2-2-0	Two (2) power and no data	\$ 580 list
MHO-SL2-2-2	Two (2) power and two (2) add'l ports	\$ 590 list
MHO-SL2-2-4	Two (2) power and four (4) add'l ports	\$ 604 list
MHO-SL2-2-6	Two (2) power and six (6) add'l ports	\$ 613 list
MHO-SL2-3-1	Three (3) power and one (1) add'l port	\$ 678 list
MHO-SL2-3-3	Three (3) power and three (3) add'l ports	\$ 689 list
MHO-SL2-3-5	Three (3) power and five (5) add'l ports	\$ 701 list

Unit Color

SAABT	Silver Anodized Aluminum with Black Trim	n/c
SAAWT	Silver Anodized Aluminum with White Trim	n/c
SAA	Silver Anodized Aluminum	n/c
BAA	Black Anodized Aluminum	\$ 205 list

Power Infeed

BPS2-72	72" cord length, black	\$ 567 list
BPS2-120	120" cord length, black	\$ 586 list
BPS2-180	180" cord length, black	\$ 619 list

NOTE 8 UNITS PER 1 BPS

Jumper

BEJ2	Standard jumper included with tables up to and including 60". BEJ2 jumper required for tables greater than 60".	\$ 150 list
------	---	-------------

USB Charging Options

UAC	One (1) USB A + C charging module (requires one (1) port)	\$ 152 list
UAC2	Two (2) USB A + C charging modules (requires two (2) ports)	\$ 304 list
UC	One (1) high power smart dual USB C charging module (requires one (1) port)	\$ 324 list

Data Option (Each data jack requires (1) add'l port)

DA	Cat6 RJ45 data jack w/ 10' patch cord	\$ 97 list
HD	HDMI jack	\$ 110 list
MS	3.5mm mini-stereo audio jack	\$ 32 list
US	USB passive jack	\$ 71 list
VG	VGA jack, 15 pin	\$ 137 list
VO	Cat3 RJ11 voice jack w/ 7' patch cord	\$ 45 list

Model Example: MHO-SL2-2-0-SAAWT

Round Grommet - \$76 / each

Specify code **WR_** (Round Grommet - Location _),
add \$73.00 list per grommet

6 SPECIFICATIONS

- 3" diameter
- 2 1/4" inside dimension
- 2-piece black insert
- Factory installed in specified location

**Oval Brush Grommet - \$97 / each**

Specify code **WO_** (Round Grommet - Location _),
add \$97.00 list per grommet

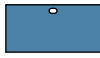
SPECIFICATIONS

- 3" x 7 1/2" oval
- Black brush insert cord access
- 1 1/2" x 4" inside dimension
- Factory installed in specified location

**1 Grommet - Location A**

Round Grommet - Specify code **WRA**,
add \$76.00 list per table

Oval Brush Grommet - Specify code **WOA**,
add \$97.00 list per table



1 grommet is factory installed in the front center location of the top.

1 Grommet - Location B

Round Grommet - Specify code **WRB**,
add \$76.00 list per table

Oval Brush Grommet - Specify code **WOB**,
add \$97.00 list per table



1 grommet is factory installed in the front left corner location of the top.

1 Grommet - Location C

Round Grommet - Specify code **WRC**,
add \$76.00 list per table

Oval Brush Grommet - Specify code **WOC**,
add \$97.00 list per table




1 grommet is factory installed in the front right corner location of the top.

2 Grommets - Location D

Round Grommet - Specify code **WRD**,
add \$152.00 list per table

Oval Brush Grommet - Specify code **WOD**,
add \$194.00 list per table



2 grommets are factory installed in the front center locations of the top.

2 Grommets - Location E

Round Grommet - Specify code **WRE**,
add \$152.00 list per table

Oval Brush Grommet - Specify code **WOE**,
add \$194.00 list per table




2 grommets are factory installed in the front corner locations of the top.

1 Grommet - Provide Location Print

Round Grommet - Specify code **WRG**,
add \$76.00 list per table

Oval Brush Grommet - Specify code **WOG**,
add \$97.00 list per table



1 grommet is factory installed in the top location based on specifier's print.









Questions?




800 876 2120

top >
edge >

edge ordering code (radius corner) >
or
edge ordering code (square corner) >
top thickness >

edge ordering code (radius corner) >
or
edge ordering code (square corner) >
top thickness >
top thickness price >

Laminate PVC	Laminate Wood	Veneer Wood
Flat 	Flat 	Flat 
LP2R or LP2S 1 1/4"	LW2R or LW2S 1 1/4"	VW2R or VW2S 1 1/4"
Fluted 	Fluted 	Fluted 
LPF2R or LPF2S 1 1/4"	LWF2R or LWF2S 1 1/4"	VWF2R or VWF2S 1 1/4"
1 1/4"	1 1/4"	1 1/4"

Base Style	Table Description	Model #	Product Wt
	No Modesty		
	20 x 48 Fix	TPIC 2048REFX	72
	20 x 60 Fix	TPIC 2060REFX	90
	20 x 72 Fix	TPIC 2072REFX	102
	24 x 48 Fix	TPIC 2448REFX	82
	24 x 60 Fix	TPIC 2460REFX	102
	24 x 72 Fix	TPIC 2472REFX	115
	30 x 48 Fix	TPIC 3048REFX	97
	30 x 60 Fix	TPIC 3060REFX	120
30 x 72 Fix	TPIC 3072REFX	135	
	Slotted Metal Modesty		
	20 x 48 Fix w/FixSlottedMetalMod	TPIC 2048REFX XD	78
	20 x 60 Fix w/FixSlottedMetalMod	TPIC 2060REFX XD	98
	20 x 72 Fix w/FixSlottedMetalMod	TPIC 2072REFX XD	113
	24 x 48 Fix w/FixSlottedMetalMod	TPIC 2448REFX XD	88
	24 x 60 Fix w/FixSlottedMetalMod	TPIC 2460REFX XD	110
	24 x 72 Fix w/FixSlottedMetalMod	TPIC 2472REFX XD	126
	30 x 48 Fix w/FixSlottedMetalMod	TPIC 3048REFX XD	103
	30 x 60 Fix w/FixSlottedMetalMod	TPIC 3060REFX XD	128
30 x 72 Fix w/FixSlottedMetalMod	TPIC 3072REFX XD	146	
	Smooth Metal Modesty		
	20 x 48 Fix w/FixSmoothMetalMod	TPIC 2048REFX XO	78
	20 x 60 Fix w/FixSmoothMetalMod	TPIC 2060REFX XO	98
	20 x 72 Fix w/FixSmoothMetalMod	TPIC 2072REFX XO	113
	24 x 48 Fix w/FixSmoothMetalMod	TPIC 2448REFX XO	88
	24 x 60 Fix w/FixSmoothMetalMod	TPIC 2460REFX XO	110
	24 x 72 Fix w/FixSmoothMetalMod	TPIC 2472REFX XO	126
	30 x 48 Fix w/FixSmoothMetalMod	TPIC 3048REFX XO	103
	30 x 60 Fix w/FixSmoothMetalMod	TPIC 3060REFX XO	128
30 x 72 Fix w/FixSmoothMetalMod	TPIC 3072REFX XO	146	

To Order, Specify...

- 1 Model Number
- 2 Top Material
- 3 Edge Style and Thickness
- 4 Edge Color
- 5 Base Color
- 6 Additional Options



Finish Options

Chrome	\$ 165
Nickel	\$ 223
Powder Coat, Standard	n/c
Powder Coat, Premium	\$ 165
Platinum	\$ 488

Top Options

Special Laminate	TSP	call
Custom Cutout (per cutout)	TCC	\$ 120

Power + Data Options

See pages 630 - 634 or the Power + Data Price List

Wire Management Options

Troupe Legway Manager, Set of 2	WTPL	\$ 112
Basket, Under Top Mount	WBT	\$ 97
1 Oval Brush Grommet, Provide Location Print	WOG	\$ 97
1 Round Grommet, Provide Location Print	WRG	\$ 76

Accessories

Keyboard Platform w/Mouse Surface	AKP27M	\$ 760
CPU Holder (3" - 9" adjustment)	ACPU3-9F	\$ 237
CPU Holder (5" - 8" adjustment)	ACPU5-8F	\$ 155
CPU Holder (3" - 5" adjustment)	ACPU3F	\$ 155

Mini-Modesty Options

48" Length	ATPMM48	\$ 77
60" Length	ATPMM60	\$ 95
72" Length	ATPMM72	\$ 110









Questions?




800 876 2120

top >
edge >

edge ordering code (radius corner) >
or
edge ordering code (square corner) >
top thickness >

edge ordering code (radius corner) >
or
edge ordering code (square corner) >
top thickness >
top thickness price >

Laminate PVC	Laminate Wood	Veneer Wood
Flat 	Flat 	Flat 
LP2R or LP2S 1 1/4"	LW2R or LW2S 1 1/4"	VW2R or VW2S 1 1/4"
Fluted 	Fluted 	Fluted 
LPF2R or LPF2S 1 1/4"	LWF2R or LWF2S 1 1/4"	VWF2R or VWF2S 1 1/4"
1 1/4"	1 1/4"	1 1/4"

Base Style	Table Description	Model #	Product Wt
	No Modesty		
	20 x 48 Fix	TPIG 2048REFX	72
	20 x 60 Fix	TPIG 2060REFX	91
	20 x 72 Fix	TPIG 2072REFX	103
	24 x 48 Fix	TPIG 2448REFX	82
	24 x 60 Fix	TPIG 2460REFX	102
	24 x 72 Fix	TPIG 2472REFX	116
	30 x 48 Fix	TPIG 3048REFX	96
	30 x 60 Fix	TPIG 3060REFX	120
30 x 72 Fix	TPIG 3072REFX	137	
	Slotted Metal Modesty		
	20 x 48 Fix w/FixSlottedMetalMod	TPIG 2048REFX XD	79
	20 x 60 Fix w/FixSlottedMetalMod	TPIG 2060REFX XD	100
	20 x 72 Fix w/FixSlottedMetalMod	TPIG 2072REFX XD	114
	24 x 48 Fix w/FixSlottedMetalMod	TPIG 2448REFX XD	89
	24 x 60 Fix w/FixSlottedMetalMod	TPIG 2460REFX XD	111
	24 x 72 Fix w/FixSlottedMetalMod	TPIG 2472REFX XD	127
	30 x 48 Fix w/FixSlottedMetalMod	TPIG 3048REFX XD	104
	30 x 60 Fix w/FixSlottedMetalMod	TPIG 3060REFX XD	129
30 x 72 Fix w/FixSlottedMetalMod	TPIG 3072REFX XD	148	
	Smooth Metal Modesty		
	20 x 48 Fix w/FixSmoothMetalMod	TPIG 2048REFX XO	79
	20 x 60 Fix w/FixSmoothMetalMod	TPIG 2060REFX XO	100
	20 x 72 Fix w/FixSmoothMetalMod	TPIG 2072REFX XO	114
	24 x 48 Fix w/FixSmoothMetalMod	TPIG 2448REFX XO	89
	24 x 60 Fix w/FixSmoothMetalMod	TPIG 2460REFX XO	111
	24 x 72 Fix w/FixSmoothMetalMod	TPIG 2472REFX XO	127
	30 x 48 Fix w/FixSmoothMetalMod	TPIG 3048REFX XO	104
	30 x 60 Fix w/FixSmoothMetalMod	TPIG 3060REFX XO	129
30 x 72 Fix w/FixSmoothMetalMod	TPIG 3072REFX XO	148	

To Order, Specify...

- 1 Model Number
- 2 Top Material
- 3 Edge Style and Thickness
- 4 Edge Color
- 5 Leg Color
- 6 Accent Color
- 7 Modesty Color
- 7 Additional Options



Base Options	Code	Price
Self-Leveling Glides (4).....	.GLD04	\$ 49

Finish Options		
Chrome		\$ 165
Nickel.....		\$ 223
Powder Coat, Standard		n/c
Powder Coat, Premium.....		\$ 165
Platinum.....		\$ 488

Top Options		
Special Laminate.....	TSP	call
Custom Cutout (per cutout)	TCC	\$ 120

Power + Data Options
See pages 630 - 634 or the Power + Data Price List

Wire Management Options		
Troupe Legway Manager, Set of 2	WTPL	\$ 112
Basket, Under Top Mount	WBT	\$ 97
1 Oval Brush Grommet, Provide Location Print.....	WOG	\$ 97
1 Round Grommet, Provide Location Print	WRG	\$ 76

Accessories		
Keyboard Platform w/Mouse Surface	AKP27M	\$ 760
CPU Holder (3" - 9" adjustment)	ACPU3-9F	\$ 237
CPU Holder (5" - 8" adjustment).....	ACPU5-8F	\$ 155
CPU Holder (3" - 5" adjustment).....	ACPU3F	\$ 155
Table Floor Mount Bracket Set.....	AFB	\$ 57

Mini-Modesty Options		
48" Length.....	ATPMM48	\$ 77
60" Length.....	ATPMM60	\$ 95
72" Length.....	ATPMM72	\$ 110

**Tops**

Ty tables are available in various top shapes and sizes, in laminate or veneer with a $\frac{7}{8}$ " or $1\frac{1}{4}$ " edge thickness.

Bases

The fixed or tilt X base style is available for the round, square and some rectangle top sizes. All other top shapes and sizes are available with fixed, folding or slim-tilt T bases. Refer to individual pricing pages for availability. Four dual-wheel locking casters are standard on all tables.

Table Heights

Round and square tables are standard in 29" or 42" table heights. Additional top shapes are standard in 29" table height.

Power + Data

To complete your specification, power and data along with wire management options can be added to your table. Refer to the Power + Data Price List.

Laminate and Veneer, Standard Core Construction

The standard top construction consists of 45-50 lb particleboard, surfaced with a high pressure laminate or plain sliced veneer face. A backer sheet is laminated to the underside of the top. Tops are shipped pre-drilled for field installation of bases and accessories.



PVC Flat or Fluted Edge

Edge of 2mm PVC hot melt banded to the top with 1/8" radius at the top and bottom. Available with 1 1/2" radius corners or square corners.



Offered in twenty-one (21) standard colors.



Convex T-Mold Edge

Edge of 5/16" thick solid vinyl convex t-mold with 1 1/2" radius corners.

Offered in four (4) standard colors.



Wood Flat or Fluted Edge

Wood banding hot melt banded to the top with 1/8" radius at the top and bottom. Available with 1 1/2" radius corners or square corners.



Offered in Ash, Cherry, Maple or Walnut materials.



Bumper Edge

Exposed ply core banding with rubberized 5/8" width bumper in the center of profile. Corners with 1 1/2" radius are available on tables with 1 1/4" edge thickness.

Offered in black bumper standard color.



Reverse Bevel Acrylic

Edge of 2mm acrylic edge banding hot melt banded to MDF core. A reverse bevel is then cut into the edge exposing the MDF on the reverse bevel. The MDF is then clear coated.



Wood Square or Fluted Edge

Edge of 1 1/4" wide solid wood with softened top and bottom edges, and square, softened mitered corners.



Offered in Ash, Cherry, Maple or Walnut materials.



Wood Bullnose Edge

Edge of 1 1/4" wide solid wood with a full bullnose edge, and 1" radius mitered corners.



Offered in Ash, Cherry, Maple or Walnut materials.

Shipping Schedule

Standard Items

Laminate, Convex T-Mold Edge	3-5 WEEKS
Laminate, PVC Edge	3-5 WEEKS
Laminate, Wood Edge	3-5 WEEKS
Veneer, Wood Edge	6-8 WEEKS

Contact Versteel Customer Service for special lead time requests.

BIFMA

All Versteel products are constructed to pass the relevant ANSI/BIFMA standards. For more detailed specifications by series and base style, contact Versteel Customer Service at 800.876.2120.

Additional information regarding warranty, terms and conditions, shipping, care and maintenance, etc. can be found in the All Tables price list.

To Order, Specify...

- 1 Model Number, include top and edge style
- 2 Top Material
 - a. Laminate manufacturer and color
 - b. Veneer species and finish color
- 3 Edge Color
- 4 Base Color
- 5 Additional Options

base model					finish selections			options				
TY	1	2460	RE	ST	LP2S	/	TW D439-60	/	CFOS	/	PFOS	/
series	base style	top size	top shape	table function	top, edge & corner		top laminate manufacturer & laminate color		edge color		base color	

A **TY12460RESTLP2S** is a Ty series 24" x 60" rectangle table with slim-tilt bases, a laminate 1 1/4" thick top with a PVC edge and square corners.

The codes **TW D439-60 / CFOS / PFOS** specify a Wilsonart D439-60 Wallaby laminate, Fossil PVC and Fossil bases.

Model Number TY12460RESTLP2S

Orders may be sent via

Mailing Address
 Versteel
 2332 Cathy Lane
 Jasper IN 47546

Contact Versteel

Email contact@versteel.com
Phone 800 876 2120
 812 634 2120
Fax 812 482 9318

Laminate

Versteel's standard offering of laminates includes over 900 laminates from Formica, Nevamar, Pionite and Wilsonart.

Laminate manufacturers change standard offerings frequently, making it possible a standard product can become unavailable. Versteel cannot be responsible for any inconvenience this may cause.

Veneer

Ty tables are available with plain sliced Ash, Cherry, Maple and Walnut veneers.

Veneer Species

Ash	AP01	Maple.	MP01
Cherry	CP01	Walnut	WP01

Veneer Finish

Ash

Beach.	VBEA	Fog	VFOG
Chestnut.	VCHE	Pebble	VPEB
Drift	VDRI	Whisper	VWHI
Fawn	VFAW		

Cherry

Blossom Cherry	VBLC	Java Cherry.	VJAC
Cordovan Cherry	VCNC	Millwork Cherry.	VMWC
Golden Cherry	VGNC		

Maple

Caramel Maple	VCMM	Sugar Maple	VSUM
Solar Maple.	VSLM		

Walnut

Brighton Walnut	VBRW	Natural Walnut.	VNAW
Espresso Walnut.	VESW		

PVC Edge Colors

Absolute Acajou	CABA	Nimbus.	CNIM
Alloy.	CALY	Pearl	CPEA
Carbon.	CCAR	Platinum.	CPLA
Champagne	CCHA	Pralines & Cream	CPRC
Coconut	CCOC	Shadow	CSHA
Ebony.	CEBO	Snow	CSNO
Florence Walnut	CFLW	Stone	CSTO
Fossil	CFOS	Storm.	CSTM
Graphite	CGRA	Whisper	CWHI
Grey.	CGRE	White Linen	CWHL
Kensington Maple.	CKEM		

T-Mold Edge Colors

Ebony.	TEBO	Nimbus.	TNIM
Graphite	TGRA	Storm.	TSTM

Wood Edge Species

Ash	A01	Maple.	M01
Cherry	C01	Walnut	W01

Wood Edge Finishes

Ash

Beach.	WBEA	Fog	WFOG
Chestnut.	WCHE	Pebble	WPEB
Drift	WDRI	Whisper	WWHI
Fawn	WFAW		

Cherry

Blossom Cherry	WBLC	Java Cherry.	WJAC
Cordovan Cherry	WCNC	Millwork Cherry.	WMWC
Golden Cherry	WGNC		

Maple

Caramel Maple	WCMM	Sugar Maple	WSUM
Solar Maple.	WSLM		

Walnut

Brighton Walnut	WBRW	Natural Walnut.	WNAW
Espresso Walnut.	WESW		

Studio Steel®

Versteel's "urban fabrication" process leaves the telltale signs of welding and assembly on the surface, highlighting a manufacturing aesthetic. Choosing a clear or transparent powder coat is recommended, allowing tonal striations (created as a result of extreme heat), natural textures, and the inherent qualities of raw steel to show through.

Studio Steel Process \$165

Powder Coat Finishes

All powder coat finishes in the Versteel offering have been formulated with the use of epoxy, polyester or epoxy and polyester blends to maximize the finish durability.

Powder Coat Finish Options

Powder Coat - Standard n/c
 Powder Coat - Premium (Hope) \$165
 Powder Coat - Premium (Platinum) \$488

Powder Coat Colors

AlloyPALY	MintPMNT
AmethystPAME	NavyPNAV
AnthracitePANT	NimbusPNIM
Black AnodizedPBLA	NutmegPNUT
BronzePBRO	◆ PacificPPAC
CalypsoPCAL	PearlPPEA
CarbonPCAR	PebblePPEB
ChampagnePCHA	Ⓟ PlatinumPPLA
CoconutPCOC	PoppyPPOP
◆ CopperPCOP	◆ RavenPRAV
CrimsonPCRI	RoyalPROY
◆ CrystalPCRY	◆ SatinPSAT
DaffodilPDAF	SeasidePSEA
EbonyPEBO	ShipyardsPSHI
ForestPFOR	SilverPSIL
FossilPFOS	SnowPSNO
◆ GarnetPGAR	StonePSTO
◆ GoldPGOL	StormPSTM
GraphitePGRA	Terra CottaPTEC
Ⓟ HopePHOP	WhisperPWHI
Kelly GreenPKEG	White LinenPWHL
◆ MattePMAT	Powder Coat AlternativeOPA
MicaPMIC		

Transparent Powder Coats (indicated by ◆)

Please note that the transparent characteristics of these powders allow all natural welds and textures inherent to raw steel to be visible.

Premium Powder Coats (indicated by Ⓟ)

Versteel's premium process uses specially formulated powder coats for a truly unique color palette.

Chrome

Versteel applies a deep luster chrome plated finish. Chrome is the most durable finish available. Specify Chrome and add \$406 list per table.

Chrome ECHR

Special Laminate**Call for quotation**

Specify code **TSP** (Special Laminate), indicate the quoted charges per table

Special laminates and patterns can be specified as an option. To specify, contact Versteel Customer Service for availability and pricing.

NOTE LAMINATES IN STANDARD COLORS AND TEXTURES FROM FORMICA, NEVAMAR, PIONITE AND WILSONART ARE STANDARD

CAUTION LAMINATE MANUFACTURERS CHANGE STANDARD OFFERINGS FREQUENTLY, MAKING IT POSSIBLE A STANDARD PRODUCT CAN BECOME UNAVAILABLE. VERSTEEL CANNOT BE RESPONSIBLE FOR ANY INCONVENIENCE THIS MAY CAUSE.

Custom PVC Color Match**Call for quotation / one time charge per color, per order**

Specify code **OCP** (Custom PVC Color Match), add cost from Versteel quotation

PVC Color Match can be the selection of a color that is available from a Versteel supplier or a new custom color developed for the order. Minimum footage requirements mean that the amount of material needed for your order will effect the cost.

For PVC Color Matching you must supply a color reference sample. Versteel will review the sample for possible existing colors available and send a sample for customer approval. If no color match exists, a custom match will be developed and sampled for customer approval before a production schedule is established.

Custom T-Mold Color Match**Call for quotation / one time charge per color, per order**

Specify code **OCT** (Custom T-Mold Color Match), add cost from Versteel quotation

T-Mold Color Match can be the selection of a color that is available from a Versteel supplier or a new custom color developed for the order. Minimum footage requirements mean that the amount of material needed for your order will effect the cost.

For T-Mold Color Matching you must supply a color reference sample. Versteel will review the sample for possible existing colors available and send a sample for customer approval. If no color match exists, a custom match will be developed and sampled for customer approval before a production schedule is established.

Powder Coat Alternative**Call for quotation**

Specify code **OPA** (Powder Coat Alternative), add cost from Versteel quotation

Powder Coat Alternative is available from Versteel. The entire RAL color reference along with hundreds of other color and finishes are available.

For Powder Coat Alternative matching, you must supply a color reference sample, or an RAL number. Versteel will review the sample for possible existing colors available and send a sample for customer approval. If no color match exists a custom match can be developed. Call Versteel Customer Service for associated upcharges on custom color development.

Stain Finish Match

\$996 / one time charge per finish, per order

Specify code **OSM** (Stain Finish Match), add \$996.00 list per finish, per order

Alternative Stain Finishes are available for veneer and wood edged tops.

For Stain Finish Matching you must supply two 4" x 4" finish color and grain reference samples. An expertly finish matched sample will be provided for customer approval.

Veneer and Wood Edge Alternatives**Call for quotation**

For veneer and wood edge requirements other than the standard plain sliced Ash, Cherry, Maple and Walnut, contact Versteel Customer Service. Versteel is adept at working with a host of domestic and exotic materials. From inlays, figures, pie cuts and special edge profiles, to custom fill levels and sheens, each top is created using the best of technology and old world craftsmanship. The items you only imagined or expected to only be available from a millwork shop are now just another part of your Versteel order. Call Versteel Customer Service for availability and quotation.

Wood Finish Alternatives**Call for quotation**

When veneer tables are required to have a finish other than the standard natural grain fill level finish appearance, semi-filled or full-filled finishes are available by requesting a quote from Versteel. Call Versteel Customer Service for availability and quotation.

Table Top and Edge Alternatives

Table tops and/or edges can be produced in alternative materials if desired. Contact Versteel Customer Service for pricing and availability.

Alternate Core Construction

Alternate core constructions are available, including medium density fiberboard (MDF), and cores that contain no urea formaldehyde. Contact Versteel Customer Service for pricing and availability.

NOTE CUSTOMS OR ALTERNATIVES MAY AFFECT STANDARD PRODUCTION SCHEDULES

Alternate Table Height 32" and Under**\$100 / table**

Specify code **BAH** (Alternate Height 32" and under), indicate desired table height (32" or less), add \$100.00 list per table

Suggested typing height table is 26 ¾"
Suggested wheelchair height table is 32"
Suggested stand up height table is 42"

NOTE FOR OTHER TABLE HEIGHT REQUIREMENTS CONTACT VERSTEEL CUSTOMER SERVICE FOR STRUCTURAL DETAILS, PRICING AND AVAILABILITY

Base Glides**Subtract \$30**

Specify code **GLD02** (Glides), Subtract \$30.00 list per table

Base Glides replace standard casters. This option reduces the overall table cost and keeps the tables in position without the need to lock the casters. Base glides reduce the overall table height by ¾".

**Panel Modesty, Laminate****\$4126 / each**

Specify code **MPL** (Panel Modesty, Laminate), add \$412 list per table.

Panel Modesty, Laminate is specified with the table and the length and shape is determined by the table top selection of rectangle or arc rectangle. Inserts are included in the table top with hook brackets and handwheels factory installed. Panel is hung from hook brackets in the field after table set up. Panel Modesty finishes match table top finish selections. When table is tilted or nested the Panel Modesty tilts against the leg.

**Panel Modesty, Veneer****\$1022 / each**

Specify code **MPV** (Panel Modesty, Veneer), add \$1022.00 list per table.

Panel Modesty, Veneer is specified with the table and the length and shape is determined by the table top selection of rectangle or arc rectangle. Inserts are included in the table top with hook brackets and handwheels factory installed. Panel is hung from hook brackets in the field after table set up. Panel Modesty finishes match table top finish selections. When table is tilted or nested the Panel Modesty tilts against the leg.

**Top Custom Cutout****\$120 / cutout**

Specify code **TCC** (Top Custom Cutout), add \$120.00 list per cutout

Top Custom Cutout requires a drawing for production and is subject to approvals.

Table Link**\$251 / table**

Specify code **TLK** (Table Link), add \$251.00 list per table

Table Link is for linking Versteel table configurations in typical room situations.

Table link will prevent the accidental disconnection of power supply to adjacent tables. Available on tables with PVC, 3mm Wood, Wood Square, Wood Fluted and Ergo user side edge details.



Closed end link brackets are provided for tops without bases or tables with a base that does not allow the table to stand alone.

**Table Link - Ends Only****\$135 / table**

Specify code **TLE** (Table Link - Ends Only), add \$135.00 list per table

Table Link is for linking Versteel table configurations in typical room situations.

Specify Table Link - Ends Only when your configuration requires linking on the table ends only. Available on tables with PVC, 3mm Wood, Wood Square, Wood Fluted and Ergo user side edge details. Table Link - Ends Only is included with electrical package options. This will prevent the accidental disconnection of power supply to adjacent tables.



Laptop Locker

\$1375 / locker

*Fixed tables only (not available on tilt, slim-tilt or folding tables)

Specify code **TLA1** (One Laptop Locker) or code **TLA2** (Two Laptop Lockers) add \$1375.00 list per Laptop Locker.

Indicate Manual Locking Keyed Individually **TMKI**, Manual Locking Keyed Alike **TMKA** or Electronic Locking **TLEL**. Add \$359.00 list per Laptop Locker when Electronic Locking is specified AND **TLPU** (Laptop Locker power unit) which is required for the electronic locking option, add \$557.00 list (Power unit sequences up to 10 lockers, includes 1 key).

The minimum table width available with Laptop Locker is 24".



The minimum table length available with Laptop Locker is 36". The maximum table length available is 96".

2 Laptop Lockers can be installed starting at a table length of 60" or greater (table subject to additional base and/or support base when more than one unit is installed in top greater than or equal to 72").

All lockers to have urethane edge on locker door and top opening. Specify Urethane color when ordering a laptop locker.

Urethane Colors

Alloy UALY	Pearl UPEA
Ebony UEBO	Stone USTO
Fossil UFOS	Storm USTM
Graphite UGRA	Whisper UWHI
Nimbus UNIM	White Linen UWHL

NOTE LAPTOP LOCKER IS NOT AVAILABLE ON VENEER TOP SURFACES, WOODGRAIN OR DIRECTIONAL PATTERN LAMINATES OR TABLE WITH LIGHTWEIGHT LAMINATE CORE.

For additional questions contact Versteel Customer Service at 800.876.2120.



Questions?






800 876 2120

Base Style	Table Description	Model #	Product Wt	top > edge >		Laminate PVC		Laminate T-Mold		Laminate Wood		Laminate Soft PVC		Laminate 1 1/2" Wood		Laminate 1 1/4" Wood			
				edge ordering code >	top thickness >	Flat	Convex	Flat	Bumper	Square	Bullnose	LP1R	LP2R	LT1	LT2	LW1R	LW2R	LB1R	LB2R
				7/8"	1 1/4"	7/8"	1 1/4"	7/8"	1 1/4"	7/8"	1 1/4"	7/8"	1 1/4"	7/8"	1 1/4"	7/8"	1 1/4"		
				Fluted		Fluted	Reverse Bevel Acrylic	Fluted											
				edge ordering code >	top thickness >	edge ordering code >	top thickness >	edge ordering code >	top thickness >	edge ordering code >	top thickness >	edge ordering code >	top thickness >	edge ordering code >	top thickness >	edge ordering code >	top thickness >		
				7/8"	1 1/4"	7/8"	1 1/4"	7/8"	1 1/4"	7/8"	1 1/4"	7/8"	1 1/4"	7/8"	1 1/4"	7/8"	1 1/4"		
				7/8"	1 1/4"	7/8"	1 1/4"	7/8"	1 1/4"	7/8"	1 1/4"	7/8"	1 1/4"	7/8"	1 1/4"	7/8"	1 1/4"		
XI	30 Fix	TYX1 30RDFX	39	978	1104	1449	1492	1771	1818										
	30 Tilt	TYX1 30RDTL	45	1152	1279	1621	1670	1943	1991										
	36 Fix	TYX1 36RDFX	57	1061	1213	1640	1690	2031	2092										
	36 Tilt	TYX1 36RDTL	63	1232	1386	1811	1865	2206	2266										
	42 Fix	TYX1 42RDFX	73	1429	1630	2148	2209	2629	2700										
	42 Tilt	TYX1 42RDTL	76	1604	1802	2318	2389	2801	2877										
XIS	30 Stand Fix	TYXIS 30RDFX	40	1074	1203	1544	1590	1865	1915										
	30 Stand Tilt	TYXIS 30RDTL	46	1250	1374	1721	1772	2041	2088										
	36 Stand Fix	TYXIS 36RDFX	58	1326	1482	1906	1966	2299	2360										
	36 Stand Tilt	TYXIS 36RDTL	64	1501	1652	2078	2143	2472	2534										

To Order, Specify...

- 1 Model Number
- 2 Top Material
- 3 Edge Style and Thickness
- 4 Edge Color
- 5 Base Color
- 6 Additional Options



Veneer Wood	Veneer 1 1/4" Wood	Veneer 1 1/4" Wood
Flat	Square	Bullnose
		
VW1R	VWS1 VWS2	VWB1 VWB2
7/8"	7/8" 1 1/4"	7/8" 1 1/4"
Fluted	Fluted	
		
VWF1R	VWF1 VWF2	
7/8"	7/8" 1 1/4"	
7/8"	7/8"	1 1/4"
2430	2651	2848
2603	2824	3020
2782	3041	3319
2955	3216	3490
3449	3759	4084
3623	3935	4257
2530	2747	2943
2699	2920	3115
3055	3311	3587
3226	3483	3757

Base Options

Base Glides (subtract \$30 list per table)GLD02 \$ -30

Finish Options

Powder Coat, Standard n/c
 Powder Coat, Premium..... \$ 165
 Platinum..... \$ 488

Top Options

Special Laminate.....TSP call
 Custom Cutout (per cutout)TCC \$ 120

Power + Data Options

Please reference the Power + Data Price List

Wire Management Options

Cable Hook Legway WCK \$ 119
 1 Oval Brush Grommet, Provide Location Print..... WOG \$ 97
 1 Round Grommet, Provide Location Print WRG \$ 76



Questions?

800 876 2120

top >
edge >

edge ordering code (radius corner) >
or
edge ordering code (square corner) >
top thickness >

edge ordering code (radius corner) >
or
edge ordering code (square corner) >
top thickness >

top thickness price >

Laminate PVC	Laminate T-Mold	Laminate Wood	Laminate Soft PVC	Laminate 1 1/2" Wood	Laminate 1 1/2" Wood						
						Flat	Convex	Flat	Bumper	Square	Bullnose
LP1R or LP1S	LP2R or LP2S	LT1	LT2	LW1R or LW1S	LW2R or LW2S	LB1R or LB1S	LB2R	LWS1 or LWS2	LWS2 or LWS1	LWB1 or LWB2	LWB2 or LWB1
7/8"	1 1/4"	7/8"	1 1/4"	7/8"	1 1/4"	7/8"	1 1/4"	7/8"	1 1/4"	7/8"	1 1/4"






Fluted	Reverse Bevel Acrylic	Fluted	Fluted			
				Fluted	Fluted	
LPF1R or LPF1S	LPF2R or LPF2S	LWF1R or LWF1S	LWF2R or LWF2S	LMRA2R or LMRA2S	LWF1 or LWF2	LWF2 or LWF1
7/8"	1 1/4"	7/8"	1 1/4"	1 1/4"	7/8"	1 1/4"

Base Style	Table Description	Model #	Product Wt	7/8"	1 1/4"	7/8"	1 1/4"	7/8"	1 1/4"
 XI	24 Fix	TYX1 24SQFX	34	862	945	1181	1216	1398	1433
	24 Tilt	TYX1 24SQTL	40	1036	1121	1351	1393	1571	1608
	30 Fix	TYX1 30SQFX	46	965	1065	1323	1363	1567	1608
	30 Tilt	TYX1 30SQTL	52	1135	1240	1499	1541	1740	1778
	36 Fix	TYX1 36SQFX	66	1187	1309	1652	1699	1969	2043
	36 Tilt	TYX1 36SQTL	72	1360	1484	1826	1882	2145	2214
	42 Fix	TYX1 42SQFX	85	1413	1489	1981	2041	2360	2400
	42 Tilt	TYX1 42SQTL	89	1583	1661	2150	2214	2532	2571
 XIS	24 Stand Fix	TYXIS 24SQFX	35	958	1042	1278	1315	1494	1531
	30 Stand Fix	TYXIS 24SQTL	41	1131	1215	1449	1492	1664	1700
	30 Stand Fix	TYXIS 30SQFX	47	1062	1160	1418	1460	1662	1700
	30 Stand Tilt	TYXIS 30SQTL	53	1232	1335	1589	1640	1835	1872
	36 Stand Fix	TYXIS 36SQFX	67	1284	1406	1747	1803	2066	2137
	36 Stand Tilt	TYXIS 36SQTL	73	1455	1577	1921	1980	2235	2309

To Order, Specify...

- 1 Model Number
- 2 Top Material
- 3 Edge Style and Thickness
- 4 Edge Color
- 5 Base Color
- 6 Additional Options



Veneer Wood	Veneer 1 1/4" Wood	Veneer 1 1/4" Wood
Flat  VW1R or VW1S 7/8"	Square  VWS1 7/8" VWS2 1 1/4"	Bullnose  VWB1 7/8" VWB2 1 1/4"
Fluted  VWF1R or VWF1S 7/8"	Fluted  VWF1 7/8" VWF2 1 1/4"	
7/8"	7/8" 1 1/4"	
1814	1992	2027
1987	2166	2201
2108	2314	2375
2281	2489	2545
2590	2841	2916
2764	3012	3086
2997	3294	3366
3167	3465	3539
1912	2089	2124
2083	2262	2297
2205	2412	2469
2377	2584	2639
2689	2937	3011
2856	3106	3180

Base Options

Base Glides (subtract \$30 list per table)GLD02 \$ -30

Finish Options

Powder Coat, Standard n/c
 Powder Coat, Premium..... \$ 165
 Platinum..... \$ 488

Top Options

Table Link (ends only) TLE \$ 135
 Special Laminate..... TSP call
 Custom Cutout (per cutout) TCC \$ 120

Power + Data Options

Please reference the Power + Data Price List

Wire Management Options

Cable Hook Legway WCK \$ 119
 1 Oval Brush Grommet, Provide Location Print..... WOG \$ 97
 1 Round Grommet, Provide Location Print WRG \$ 76



Questions?

800 876 2120












Overlapping Folding Bases

edge ordering code (radius corner) >
or
edge ordering code (square corner) >
top thickness >

edge ordering code (radius corner) >
or
edge ordering code (square corner) >
top thickness >

top thickness price >






top >
edge >

		Laminate PVC	Laminate T-Mold	Laminate Wood	Laminate Soft PVC	Laminate 1 1/2" Wood	Laminate 1 1/2" Wood						
		Flat	Convex	Flat	Bumper	Square	Bullnose						
													
		LP1R or LP1S 7/8"	LP2R or LP2S 1 1/4"	LT1	LT2	LW1R or LW1S 7/8"	LW2R or LW2S 1 1/4"	LB1R or LB2R 7/8"	LB2R or LB1R 1 1/4"	LWS1 or LWS2 7/8"	LWS2 or LWS1 1 1/4"	LWB1 or LWB2 7/8"	LWB2 or LWB1 1 1/4"
		Fluted		Fluted	Reverse Bevel Acrylic	Fluted							
													
		LPF1R or LPF1S 7/8"	LPF2R or LPF2S 1 1/4"	LWF1R or LWF1S 7/8"	LWF2R or LWF2S 1 1/4"	LMRA2R or LMRA2S 1 1/4"	LWF1 or LWF2 7/8"	LWF2 or LWF1 1 1/4"					
		7/8"	1 1/4"	7/8"	1 1/4"	7/8"	1 1/4"	7/8"	1 1/4"				
Base Style	Table Description	Model #	Product Wt										
	20 x 42 Fix	TY1 2042REFX	46	962	1064	1281	1322	1500	1529				
	20 x 48 Fix	TY1 2048REFX	50	985	1089	1306	1346	1524	1551				
	20 x 48 Fold <input checked="" type="checkbox"/>	TY1 2048REFO	52	1409	1511	1727	1779	1947	1975				
	20 x 48 Slim-Tilt	TY1 2048REST	62	1331	1433	1649	1698	1869	1901				
	20 x 60 Fix	TY1 2060REFX	61	1080	1152	1447	1490	1696	1736				
	20 x 60 Fold	TY1 2060REFD	63	1502	1573	1867	1926	2118	2155				
	20 x 60 Slim-Tilt	TY1 2060REST	73	1423	1499	1791	1848	2043	2078				
	20 x 72 Fix	TY1 2072REFX	69	1135	1242	1580	1630	1883	1967				
	20 x 72 Fold	TY1 2072REFD	71	1564	1662	2001	2065	2304	2386				
	20 x 72 Slim-Tilt	TY1 2072REST	81	1485	1586	1928	1985	2226	2312				
	20 x 84 Fix	TY1 2084REFX	76	1277	1388	1888	1946	2299	2328				
	20 x 84 Fold	TY1 2084REFD	78	1695	1810	2309	2378	2722	2749				
	20 x 84 Slim-Tilt	TY1 2084REST	88	1617	1732	2232	2299	2643	2671				
	20 x 90 Fix	TY1 2090REFX	80	1399	1501	2153	2218	2663	2689				
	20 x 90 Fold	TY1 2090REFD	82	1819	1921	2576	2651	3422	3445				
	20 x 90 Slim-Tilt	TY1 2090REST	92	1745	1843	2500	2578	3008	3032				
	20 x 96 Fix	TY1 2096REFX	84	1399	1501	2153	2218	2663	2689				
	20 x 96 Fold	TY1 2096REFD	86	1819	1921	2576	2651	3422	3445				
	20 x 96 Slim-Tilt	TY1 2096REST	96	1745	1843	2500	2578	3008	3032				

To Order, Specify...

- 1 Model Number
- 2 Top Material
- 3 Edge Style and Thickness
- 4 Edge Color
- 5 Base Color
- 6 Additional Options



Veneer Wood	Veneer 1 1/4" Wood	Veneer 1 1/4" Wood
Flat	Square	Bullnose
		
VWIR or VWIS 7/8"	VWS1 7/8" VWS2 1 1/4"	VWB1 7/8" VWB2 1 1/4"
Fluted	Fluted	
		
VWFIR or VWFIS 7/8"	VWF1 7/8" VWF2 1 1/4"	
7/8"	7/8" 1 1/4"	1 1/4"
2136	2320	2501
2158	2346	2526
2584	2770	2948
2506	2693	2870
2340	2542	2768
2761	2963	3525
2685	2884	3449
2530	2752	3000
2948	3513	3422
2875	3346	3439
2740	2988	3259
3502	3409	3678
3423	3335	3599
3555	3522	3836
3634	3942	4257
3561	3869	4185
3555	3522	3836
3634	3942	4257
3561	3869	4185

Base Options

Base Glides (subtract \$30 list per table)GLD02 \$ -30

Finish Options

Chrome \$ 406
 Powder Coat, Standard n/c
 Powder Coat, Premium..... \$ 165
 Platinum..... \$ 488

Top Options

Table Link (ends only) TLE \$ 135
 Special Laminate.....TSP call
 Custom Cutout (per cutout)TCC \$ 120

Power + Data Options

Please reference the Power + Data Price List






Wire Management Options

Cable Hook Legway WCK \$ 119
 1 Oval Brush Grommet, Location A WOA \$ 97
 2 Oval Brush Grommets, Location D.....WOD \$ 194
 2 Oval Brush Grommets, Location EWOE \$ 194
 1 Oval Brush Grommet, Provide Location Print.WOG \$ 97
 1 Round Grommet, Location AWRA \$ 76
 2 Round Grommets, Location DWRD \$ 152
 2 Round Grommets, Location E.....WRE \$ 152
 1 Round Grommet, Provide Location Print WRG \$ 76

Modesty Options

Panel, Laminate MPL \$ 412
 Panel, Veneer.....MPV \$ 1022



Veneer Wood	Veneer 1 1/4" Wood	Veneer 1 1/4" Wood
Flat	Square	Bullnose
		
VWIR or VWIS 7/8"	VWS1 7/8" VWS2 1 1/4"	VWB1 7/8" VWB2 1 1/4"
Fluted	Fluted	
		
VWFIR or VWFIS 7/8"	VWF1 7/8" VWF2 1 1/4"	
7/8"	7/8" 1 1/4"	1 1/4"
2244	2439	2636
2267	2463	2662
2692	2884	3082
2613	2808	3002
2511	2738	2953
2932	3156	3373
2856	3082	3299
2739	2985	3253
3159	3408	3675
3083	3334	3597
3015	3299	3588
3437	3718	4009
3362	3644	3933
3396	3720	4051
3819	4141	4475
3744	4068	4398
3396	3720	4051
3819	4141	4475
3744	4068	4398

Base Options

Base Glides (subtract \$30 list per table)GLD02 \$ -30

Finish Options

Chrome \$ 406
 Powder Coat, Standard n/c
 Powder Coat, Premium..... \$ 165
 Platinum..... \$ 488

Top Options

Table Link (ends only) TLE \$ 135
 Special Laminate.....TSP call
 Custom Cutout (per cutout)TCC \$ 120

Power + Data Options

Please reference the Power + Data Price List

Wire Management Options

Cable Hook Legway WCK \$ 119
 1 Oval Brush Grommet, Location A WOA \$ 97
 2 Oval Brush Grommets, Location D.....WOD \$ 194
 2 Oval Brush Grommets, Location EWOE \$ 194
 1 Oval Brush Grommet, Provide Location Print.WOG \$ 97
 1 Round Grommet, Location AWRA \$ 76
 2 Round Grommets, Location DWRD \$ 152
 2 Round Grommets, Location E.....WRE \$ 152
 1 Round Grommet, Provide Location Print WRG \$ 76

Modesty Options

Panel, Laminate MPL \$ 412
 Panel, Veneer.....MPV \$ 1022



Questions?

800 876 2120

- Overlapping Folding Bases
- Indicates Number of Bases

top >
edge >

edge ordering code (radius corner) >
or
edge ordering code (square corner) >
top thickness >

edge ordering code (radius corner) >
or
edge ordering code (square corner) >
top thickness >

Laminate PVC	Laminate T-Mold	Laminate Wood	Laminate Soft PVC	Laminate 1 1/2" Wood	Laminate 1 1/4" Wood			
Flat	Convex	Flat	Bumper	Square	Bullnose			
LP1R or LP1S 7/8"	LP2R or LP2S 1 1/4"	LT1	LT2	LW1R or LW1S 7/8"	LW2R or LW2S 1 1/4"			
LB1R	LB2R	LWS1	LWS2	LWB1	LWB2			
Fluted		Fluted	Reverse Bevel Acrylic	Fluted				
LPF1R or LPF1S 7/8"	LPF2R or LPF2S 1 1/4"	LWF1R or LWF1S 7/8"	LWF2R or LWF2S 1 1/4"	LMRA2R or LMRA2S 1 1/4"	LWF1 7/8"			
LWF2 1 1/4"				LWF2 1 1/4"				
7/8"	1 1/4"	7/8"	1 1/4"	7/8"	1 1/4"			
30 x 42 Fix	TY1 3042REFX	61	1029	1108	1398	1442	1644	1711
30 x 42 Slim-Tilt	TY1 3042REST	65	1056	1133	1422	1466	1667	1736
30 x 48 Fix	TY1 3048REFX	71	1159	1295	1612	1661	1918	1966
30 x 48 Fold	TY1 3048REFO	75	1583	1716	2034	2095	2342	2386
30 x 48 Slim-Tilt	TY1 3048REST	83	1504	1636	1956	2016	2262	2309
30 x 60 Fix	TY1 3060REFX	87	1240	1297	1819	1875	2209	2474
30 x 60 Fold	TY1 3060REFD	91	1661	1721	2238	2309	2633	2896
30 x 60 Slim-Tilt	TY1 3060REST	99	1580	1640	2160	2229	2555	2821
30 x 72 Fix	TY1 3072REFX	100	1348	1413	2030	2092	2489	2597
30 x 72 Fold	TY1 3072REFD	104	1771	1836	2457	2531	2911	3024
30 x 72 Slim-Tilt	TY1 3072REST	112	1694	1759	2378	2453	2832	2945
30 x 84 Fix	TY1 3084REFX	113	1455	1548	2313	2381	2752	2846
30 x 84 Fold	TY1 3084REFD	117	1874	1969	2735	2819	3176	3266
30 x 84 Slim-Tilt	TY1 3084REST	125	1802	1895	2662	2741	3098	3188
30 x 90 Fix	TY1 3090REFX	119	1660	1817	2677	2761	3363	3443
30 x 90 Fold	TY1 3090REFD	123	2082	2236	3103	3193	3786	3865
30 x 90 Slim-Tilt	TY1 3090REST	131	2004	2160	3025	3116	3708	3788
30 x 96 Fix	TY1 3096REFX	125	1660	1817	2677	2761	3363	3443
30 x 96 Fold	TY1 3096REFD	129	2082	2236	3103	3193	3786	3865
30 x 96 Slim-Tilt	TY1 3090REST	137	2004	2160	3025	3116	3708	3788
30 x 120 Fix	TY1 30120REFX	156	2410	2568	3780	3894	4700	4782

Base Style

Table Description

Model #

Product Wt








1

To Order, Specify...

- 1 Model Number
- 2 Top Material
- 3 Edge Style and Thickness
- 4 Edge Color
- 5 Base Color
- 6 Additional Options



Veneer Wood	Veneer 1 1/4" Wood	Veneer 1 1/4" Wood
Flat  VWIR or VWFIS 7/8"	Square  VWS1 VWS2 7/8" 1 1/4"	Bullnose  VWB1 VWB2 7/8" 1 1/4"
Fluted  VWFIR or VWFIS 7/8"	Fluted  VWF1 VWF2 7/8" 1 1/4"	
7/8"	7/8"	1 1/4"
2197	2387	2564
2221	2412	2588
2512	2739	2953
2937	3160	3375
2856	3082	3296
2787	3039	3288
3206	3462	3708
3128	3382	3630
3118	3406	3630
3541	3829	4051
3465	3751	3974
3410	3731	4050
3834	4157	4472
3757	4079	4397
3834	4205	4545
4256	4628	4966
4175	4554	4892
3834	4205	4545
4256	4628	4966
4175	4554	4892
4980	5451	5796

Base Options

Base Glides (subtract \$30 list per table)GLD02 \$ -30

Finish Options

Chrome \$ 406
 Powder Coat, Standard n/c
 Powder Coat, Premium..... \$ 165
 Platinum..... \$ 488

Top Options

Table Link (ends only) TLE \$ 135
 Special Laminate.....TSP call
 Custom Cutout (per cutout)TCC \$ 120

Power + Data Options

Please reference the Power + Data Price List

Wire Management Options

Cable Hook Legway WCK \$ 119
 1 Oval Brush Grommet, Location A WOA \$ 97
 2 Oval Brush Grommets, Location D.....WOD \$ 194
 2 Oval Brush Grommets, Location EWOE \$ 194
 1 Oval Brush Grommet, Provide Location Print.....WOG \$ 97
 1 Round Grommet, Location AWRA \$ 76
 2 Round Grommets, Location DWRD \$ 152
 2 Round Grommets, Location E.....WRE \$ 152
 1 Round Grommet, Provide Location Print WRG \$ 76

Modesty Options

Panel, Laminate MPL \$ 412
 Panel, Veneer.....MPV \$ 1022



Questions?

800 876 2120

- 📐 Overlapping Folding Bases
- Ⓜ Indicates Number of Bases

top >
edge >

edge ordering code (radius corner) >
or
edge ordering code (square corner) >
top thickness >






edge ordering code (radius corner) >
or
edge ordering code (square corner) >
top thickness >
top thickness price >

	Laminate PVC	Laminate T-Mold	Laminate Wood	Laminate Soft PVC	Laminate 1 1/2" Wood	Laminate 1 1/2" Wood						
	Flat	Convex	Flat	Bumper	Square	Bullnose						
	LP1R or LP1S 7/8"	LP2R or LP2S 1 1/4"	LT1	LT2	LW1R or LW1S 7/8"	LW2R or LW2S 1 1/4"	LB1R or LB1S 7/8"	LB2R or LB2S 1 1/4"	LWS1 7/8"	LWS2 1 1/4"	LWB1 7/8"	LWB2 1 1/4"
	Fluted		Fluted	Reverse Bevel Acrylic	Fluted							
	LPF1R or LPF1S 7/8"	LPF2R or LPF2S 1 1/4"	LWF1R or LWF1S 7/8"	LWF2R or LWF2S 1 1/4"	LMRA2R or LMRA2S 1 1/4"	LWF1 7/8"	LWF2 1 1/4"					
	7/8"	1 1/4"	7/8"	1 1/4"	7/8"	1 1/4"						
Base Style	Table Description	Model #	Product Wt	7/8"	1 1/4"	7/8"	1 1/4"	7/8"	1 1/4"	7/8"	1 1/4"	
	36 x 48 Fix	TY1 3648REFX	81	1243	1371	1898	1956	2342	2423			
	36 x 48 Fold 📐	TY1 3648REFO	85	1664	1791	2319	2392	2764	2846			
	36 x 60 Fix	TY1 3660REFX	99	1351	1473	2053	2117	2526	2603			
	36 x 60 Fold	TY1 3660REFD	103	1775	1895	2472	2547	2945	3025			
	36 x 72 Fix	TY1 3672REFX	115	1418	1532	2214	2282	2747	2794			
	36 x 72 Fold	TY1 3672REFD	119	1838	1954	2634	2713	3169	3215			
	36 x 84 Fix	TY1 3684REFX	130	1739	1799	2567	2643	3122	3192			
	36 x 84 Fold	TY1 3684REFD	134	2158	2221	2985	3079	3545	3619			
	36 x 90 Fix	TY1 3690REFX	137	1931	2127	2908	2999	3566	3653			
	36 x 90 Fold	TY1 3690REFD	141	2351	2547	3331	3430	3986	4073			
	36 x 96 Fix	TY1 3696REFX	144	1931	2127	2908	2999	3566	3653			
	36 x 96 Fold	TY1 3696REFD	148	2351	2547	3331	3430	3986	4073			
	36 x 120 Fix	TY1 36120REFX Ⓜ	180	2779	2977	4162	4287	5086	5179			

To Order, Specify...

- 1 Model Number
- 2 Top Material
- 3 Edge Style and Thickness
- 4 Edge Color
- 5 Base Color
- 6 Additional Options



Veneer Wood	Veneer 1 1/4" Wood	Veneer 1 1/4" Wood
Flat  VWIR or VWIS 7/8"	Square  VWS1 VWS2 7/8" 1 1/4"	Bullnose  VWB1 VWB2 7/8" 1 1/4"
Fluted  VWFIR or VWFIS 7/8"	Fluted  VWF1 VWF2 7/8" 1 1/4"	
7/8"	7/8"	1 1/4"
3088	3409	3557
3513	3834	3980
3279	3620	3761
3699	4041	4186
3659	4049	4204
4079	4470	4624
3988	4416	4601
4411	4840	5023
4267	4731	4934
4686	5154	5352
4267	4731	4934
4686	5154	5352
5590	6174	6375

Base Options

Base Glides (subtract \$30 list per table)GLD02 \$ -30

Finish Options

Chrome \$ 406
 Powder Coat, Standard n/c
 Powder Coat, Premium..... \$ 165
 Platinum..... \$ 488

Top Options

Table Link (ends only) TLE \$ 135
 Special Laminate.....TSP call
 Custom Cutout (per cutout)TCC \$ 120

Power + Data Options

Please reference the Power + Data Price List

Wire Management Options

Cable Hook Legway WCK \$ 119
 1 Oval Brush Grommet, Location A WOA \$ 97
 2 Oval Brush Grommets, Location D.....WOD \$ 194
 2 Oval Brush Grommets, Location EWOE \$ 194
 1 Oval Brush Grommet, Provide Location Print.WOG \$ 97
 1 Round Grommet, Location AWRA \$ 76
 2 Round Grommets, Location DWRD \$ 152
 2 Round Grommets, Location E.....WRE \$ 152
 1 Round Grommet, Provide Location Print WRG \$ 76

Modesty Options

Panel, Laminate MPL \$ 412
 Panel, Veneer.....MPV \$ 1022

Ty
Split Top, Corner,
Video Wedge + Transition



Questions?

800 876 2120

top >
edge >

edge ordering code (radius corner) >
or
edge ordering code (square corner) >
top thickness >





edge ordering code (radius corner) >
or
edge ordering code (square corner) >
top thickness >

Laminate PVC	Laminate T-Mold	Laminate Wood	Laminate Soft PVC	Laminate 1 1/2" Wood
Flat	Convex	Flat	Bumper	Square
LP1R or LP1S	LT1	LW1R or LW1S	LB1R	LWS1
LP2R or LP2S	LT2	LW2R or LW2S	LB2R	LWS2
7/8"	7/8"	7/8"	7/8"	7/8"
1 1/4"	1 1/4"	1 1/4"	1 1/4"	1 1/4"
Fluted		Fluted	Reverse Bevel Acrylic	Fluted
LPF1R or LPF1S		LWF1R or LWF1S	LMRA2R or LMRA2S	LWF1
LPF2R or LPF2S		LWF2R or LWF2S		LWF2
7/8"		7/8"	1 1/4"	7/8"
1 1/4"		1 1/4"	1 1/4"	1 1/4"
Base Style	Table Description	Model #	Product Wt	
	Split Top			
	36 x 48 Split Rectangle Fix	TY1 3648RSFX	99	3202 3432 3968 4088 4372 4450
	36 x 60 Split Rectangle Fix	TY1 3660RSFX	119	3367 3501 4318 4448 4815 4892
	36 x 72 Split Rectangle Fix	TY1 3672RSFX	134	3540 3706 4667 4804 5273 5375
	Corner			
	24 x 42 Fix	TY1 2442CRFX	80	1682 1772 2360 2432 2704 2761
	30 x 48 Fix	TY1 3048CRFX	99	1777 1995 2494 2570 2865 2917
	Video Wedge			
	30 x 60 Fix	TY1 3060VWFX	61	1603 1882 2460 2535 3046 3178
	36 x 72 Fix	TY1 3672VWFX	84	1926 2290 3010 3099 3750 3906
	Transition			
	24 x 30 Fix	TY1 2430TRFX	43	1157 1293 1621 1670 1886 1928
	30 x 30 Fix	TY1 3030TRFX	48	1159 1296 1628 1676 1888 1931
	36 x 30 Fix	TY1 3630TRFX	52	1228 1382 1831 1887 2124 2238

To Order, Specify...

- 1 Model Number
- 2 Top Material
- 3 Edge Style and Thickness
- 4 Edge Color
- 5 Base Color
- 6 Additional Options



Veneer Wood	Veneer 1 1/4" Wood	
Flat	Square	
		
VWIR or VWF1S 7/8"	VWS1 7/8"	VWS2 1 1/4"
Fluted	Fluted	
		
VWF1R or VWF1S 7/8"	VWF1 7/8"	VWF2 1 1/4"
7/8"	7/8"	1 1/4"
5728	6139	6533
6174	6635	7108
6697	7211	7679
3580	3890	3984
4096	4469	4590
3600	4260	4523
4377	5157	5477
2641	2880	2950
2648	2882	2954
3047	3334	3424

Base Options

Base Glides (subtract \$30 list per table)GLD02 \$ -30

Code Price

Finish Options

Chrome \$ 406
 Powder Coat, Standard n/c
 Powder Coat, Premium..... \$ 165
 Platinum..... \$ 488

Top Options

Table Link (ends only) TLE \$ 135
 Special Laminate.....TSP call
 Custom Cutout (per cutout)TCC \$ 120

Power + Data Options

Please reference the Power + Data Price List

Wire Management Options

Cable Hook Legway WCK \$ 119
 1 Oval Brush Grommet, Location A WOA \$ 97
 2 Oval Brush Grommets, Location D..... WOD \$ 194
 2 Oval Brush Grommets, Location E WOE \$ 194
 1 Oval Brush Grommet, Provide Location Print. WOG \$ 97
 1 Round Grommet, Location A WRA \$ 76
 2 Round Grommets, Location D WRD \$ 152
 2 Round Grommets, Location E..... WRE \$ 152
 1 Round Grommet, Provide Location Print WRG \$ 76



Questions?

800 876 2120

Overlapping Folding Bases

edge ordering code (radius corner) >
or
edge ordering code (square corner) >
top thickness >

edge ordering code (radius corner) >
or
edge ordering code (square corner) >
top thickness >

top thickness price >

top >
edge >

Laminate PVC	Laminate T-Mold	Laminate Wood	Laminate Soft PVC	Laminate 1 1/2" Wood					
				Flat	Convex	Flat	Bumper	Square	
LP1R or LP1S 7/8"	LP2R or LP2S 1 1/4"	LT1 7/8"	LT2 1 1/4"	LW1R or LW1S 7/8"	LW2R or LW2S 1 1/4"	LB1R 7/8"	LB2R 1 1/4"	LWS1 7/8"	LWS2 1 1/4"
Fluted		Fluted	Reverse Bevel Acrylic	Fluted					
LPF1R or LPF1S 7/8"	LPF2R or LPF2S 1 1/4"	LWF1R or LWF1S 7/8"	LWF2R or LWF2S 1 1/4"	LMRA2R or LMRA2S 1 1/4"	LWF1 7/8"	LWF2 1 1/4"			
Base Style	Table Description	Model #	Product Wt						
	Trapezoid								
	24 x 24 x 24 x 48 Fix	TY1 2448TZFX	46	1155	1266	1662	1714	2014	2058
	24 x 24 x 24 x 48 Slim-Tilt	TY1 2448TZST	58	1501	1610	2008	2069	2353	2405
	24 x 48 x 24 x 72 Fix	TY1 2472TZFX	67	1418	1547	2065	2126	2506	2555
	24 x 48 x 24 x 72 Fold	TY1 2472TZFO	69	1838	1968	2484	2558	2924	2975
	24 x 48 x 24 x 72 Slim-Tilt	TY1 2472TZST	79	1767	1894	2410	2483	2853	2900
	30 x 30 x 30 x 60 Fix	TY1 3060TZFX	61	1345	1537	2027	2089	2494	2570
	30 x 30 x 30 x 60 Slim-Tilt	TY1 3060TZST	73	1690	1882	2369	2439	2832	2911
	36 x 36 x 36 x 72 Fix	TY1 3672TZFX	84	1593	1830	2437	2512	3011	3103
	36 x 36 x 36 x 72 Fold	TY1 3672TZFO	88	2017	2253	2859	2948	3432	3523
36 x 36 x 36 x 72 Slim-Tilt	TY1 3672TZST	96	1939	2175	2782	2867	3358	3447	
	Crescent								
	24 x 48 x 75 Fix	TY1 2475CTFX	68	1475	1745	2256	2320	2787	2900
	24 x 48 x 75 Fold	TY1 2475CTFO	72	1896	2178	2675	2755	3206	3342
	24 x 60 x 94 Fix	TY1 2494CTFX	87	2188	2535	3322	3424	4090	4218
	24 x 60 x 94 Fold	TY1 2494CTFO	91	2610	2945	3746	3859	4512	4699
	30 x 60 x 94 Fix	TY1 3094CTFX	99	2233	2593	3363	3465	4128	4256
	30 x 60 x 94 Fold	TY1 3094CTFO	103	2658	3001	3786	3902	4553	4768
	36 x 72 x 113 Fix	TY1 36113CTFX	135	2602	3079	4423	4556	5644	5814
36 x 72 x 113 Fold	TY1 36113CTFD	139	3024	3565	4842	4988	6066	6329	

To Order, Specify...

- 1 Model Number
- 2 Top Material
- 3 Edge Style and Thickness
- 4 Edge Color
- 5 Base Color
- 6 Additional Options



Veneer Wood	Veneer 1 1/4" Wood	
Flat	Square	
VWIR or VWIS 7/8"	VWS1 7/8"	VWS2 1 1/4"
Fluted	Fluted	
VWFIR or VWFIS 7/8"	VWF1 7/8"	VWF2 1 1/4"
7/8"	7/8"	1 1/4"
3039	3321	3421
3386	3665	3759
3507	3847	4013
3930	4267	4432
3852	4192	4358
3382	3704	3811
3724	4049	4158
3847	4218	4355
4269	4641	4779
4192	4561	4701
3483	3817	4027
3906	4235	4545
4284	4704	4896
4704	5128	5321
4998	5502	5655
5419	5921	5860
5803	6394	6768
6223	6815	6973

Base Options

Base Glides (subtract \$30 list per table)GLD02 \$ -30

Code Price

Finish Options

Chrome \$ 406
 Powder Coat, Standard n/c
 Powder Coat, Premium..... \$ 165
 Platinum..... \$ 488

Top Options

Table Link (ends only) TLE \$ 135
 Special Laminate.....TSP call
 Custom Cutout (per cutout)TCC \$ 120

Power + Data Options

Please reference the Power + Data Price List

Wire Management Options

Cable Hook Legway WCK \$ 119
 1 Oval Brush Grommet, Location A WOA \$ 97
 2 Oval Brush Grommets, Location D.....WOD \$ 194
 2 Oval Brush Grommets, Location EWOE \$ 194
 1 Oval Brush Grommet, Provide Location Print.....WOG \$ 97
 1 Round Grommet, Location AWRA \$ 76
 2 Round Grommets, Location DWRD \$ 152
 2 Round Grommets, Location E.....WRE \$ 152
 1 Round Grommet, Provide Location Print WRG \$ 76



Questions?

800 876 2120

- Overlapping Folding Bases
- Indicates Number of Bases

top >
edge >

edge ordering code (radius corner) >
or
edge ordering code (square corner) >
top thickness >

edge ordering code (radius corner) >
or
edge ordering code (square corner) >
top thickness >





top thickness price >

Laminate PVC	Laminate T-Mold	Laminate Wood	Laminate Soft PVC	Laminate 1 1/2" Wood					
Flat	Convex	Flat	Bumper	Square					
LP1R or LP1S 7/8"	LP2R or LP2S 1 1/4"	LT1	LT2	LW1R or LW1S 7/8"					
LW2R or LW2S 1 1/4"	LB1R	LB2R	LWS1 7/8"	LWS2 1 1/4"					
Fluted		Fluted	Reverse Bevel Acrylic	Fluted					
LPF1R or LPF1S 7/8"	LPF2R or LPF2S 1 1/4"	LWF1R or LWF1S 7/8"	LWF2R or LWF2S 1 1/4"	LMRA2R or LMRA2S 1 1/4"					
		LWF1 7/8"	LWF2 1 1/4"						
Base Style	Table Description	Model #	Product Wt						
	Half Round								
	30 x 60 Fix	TY1 3060HFFX	70	1344	1554	2004	2066	2458	2556
	30 x 60 Fold	TY1 3060HFFO	74	1768	1981	2428	2501	2880	2978
	30 x 60 Slim-Tilt	TY1 3060HFST	82	1692	1901	2350	2423	2801	2901
	36 x 72 Fix	TY1 3672HFFX	96	1593	1878	2432	2507	3000	3118
	36 x 72 Fold	TY1 3672HFFO	100	2016	2298	2854	2938	3422	3540
	36 x 72 Slim-Tilt	TY1 3672HFST	108	1939	2224	2779	2860	3346	3465
Quarter Round									
	30 Fix (link included)	TY1 30QRFX	35	1088	1228	1449	1492	1706	1771
	30 Tilt (link included)	TY1 30QRTL	41	1260	1403	1621	1670	1882	1943
	36 Fix (link included)	TY1 36QRFX	44	1177	1351	1635	1687	1955	2011
	36 Tilt (link included)	TY1 36QRTL	50	1348	1529	1808	1863	2127	2183
Quarter Round									
	30 Fix	TYX1 30QRFX	38	1040	1182	1404	1447	1661	1724
	30 Tilt	TYX1 30QRTL	44	1213	1354	1577	1624	1835	1896
	36 Fix	TYX1 36QRFX	55	1300	1482	1763	1815	2082	2137
	36 Tilt	TYX1 36QRTL	61	1472	1649	1932	1991	2253	2309

To Order, Specify...

- 1 Model Number
- 2 Top Material
- 3 Edge Style and Thickness
- 4 Edge Color
- 5 Base Color
- 6 Additional Options



Veneer Wood	Veneer 1 1/4" Wood	
Flat	Square	
		
VWIR or VWF1S 7/8"	VWS1 7/8"	VWS2 1 1/4"
Fluted	Fluted	
		
VWF1R or VWF1S 7/8"	VWF1 7/8"	VWF2 1 1/4"
7/8"	7/8"	1 1/4"
3103	3393	3595
3523	3813	4015
3447	3740	3938
3722	4080	4324
4144	4498	4746
4069	4427	4672
2206	2397	2526
2379	2570	2698
2439	2658	2879
2614	2827	3049
2158	2350	2478
2336	2522	2651
2568	2781	3002
2739	2953	3176

Base Options

Base Glides (subtract \$30 list per table)GLD02 \$ -30

Finish Options

Chrome \$ 406
 Powder Coat, Standard n/c
 Powder Coat, Premium..... \$ 165
 Platinum..... \$ 488

Top Options

Table Link (ends only) TLE \$ 135
 Special Laminate.....TSP call
 Custom Cutout (per cutout)TCC \$ 120

Power + Data Options

Please reference the Power + Data Price List

Wire Management Options

Cable Hook Legway WCK \$ 119
 1 Oval Brush Grommet, Provide Location Print. WOG \$ 97
 1 Round Grommet, Provide Location Print WRG \$ 76



Questions?

800 876 2120

Indicates Number of Bases

edge ordering code (radius corner) >
 or
 edge ordering code (square corner) >
 top thickness >

edge ordering code (radius corner) >
 or
 edge ordering code (square corner) >
 top thickness >
 top thickness price >

top >
 edge >





Laminate PVC	Laminate T-Mold	Laminate Wood	Laminate Soft PVC	Laminate 1 1/2" Wood
Flat	Convex	Flat	Bumper	Square
LP1R or LP1S 7/8"	LP2R or LP2S 1 1/4"	LT1	LT2	LW1R or LW1S 7/8"
LW2R or LW2S 1 1/4"	LB1R	LB2R	7/8"	1 1/4"
LWS1 7/8"	LWS2 1 1/4"			
Fluted		Fluted	Reverse Bevel Acrylic	Fluted
LPF1R or LPF1S 7/8"	LPF2R or LPF2S 1 1/4"	LWF1R or LWF1S 7/8"	LWF2R or LWF2S 1 1/4"	LMRA2R or LMRA2S 1 1/4"
LWF1 7/8"	LWF2 1 1/4"			
7/8"	1 1/4"	7/8"	1 1/4"	7/8"
45° Wedge				
36 Fix (link included)	TY1 45D36WGFX ①	29	1150	1293
			1722	1774
				2114 2173
60 Wedge				
30 Fix (link included)	TY1 60D30WGFX ①	26	1133	1225
36 Fix (link included)	TY1 60D36WGFX ①	33	1134	1228
			1661	1711
			1662	1714
				2019 2069
				2025 2071
90 Wedge				
30 Fix (link included)	TY1 90D30WGFX ①	26	1133	1225
36 Fix (link included)	TY1 90D36WGFX ①	33	1134	1228
			1661	1711
			1662	1714
				2019 2069
				2025 2071

Base Style	Table Description	Model #	Product Wt
	45° Wedge		
	36 Fix (link included)	TY1 45D36WGFX ①	29
	60 Wedge		
	30 Fix (link included)	TY1 60D30WGFX ①	26
	36 Fix (link included)	TY1 60D36WGFX ①	33
	90 Wedge		
	30 Fix (link included)	TY1 90D30WGFX ①	26
	36 Fix (link included)	TY1 90D36WGFX ①	33

To Order, Specify...

- ① Model Number
- ② Top Material
- ③ Edge Style and Thickness
- ④ Edge Color
- ⑤ Base Color
- ⑥ Additional Options



Veneer Wood	Veneer 1 1/4" Wood		
Flat	Square		
			
VWIR or VWIS 7/8"	VWS1 7/8" VWS2 1 1/4"		
Fluted	Fluted		
			
VWFIR or VWFIS 7/8"	VWF1 7/8" VWF2 1 1/4"		
7/8"	7/8" 1 1/4"		
4451	4887	5096	
3644	3994	4431	
3646	3995	4432	
3644	3994	4431	
3646	3995	4432	

Base Options

Base Glides (subtract \$30 list per table)GLD02 \$ -30

Code Price

Finish Options

Chrome \$ 406
 Powder Coat, Standard n/c
 Powder Coat, Premium..... \$ 165
 Platinum..... \$ 488

Top Options

Table Link (ends only) TLE \$ 135
 Special Laminate.....TSP call
 Custom Cutout (per cutout)TCC \$ 120

Power + Data Options

Please reference the Power + Data Price List

Wire Management Options

Cable Hook Legway WCK \$ 119
 1 Oval Brush Grommet, Provide Location Print. WOG \$ 97
 1 Round Grommet, Provide Location Print WRG \$ 76

**Tops**

Uno² tables are available in various top shapes and sizes, in laminate or veneer with a 1 1/4" or 1 3/4" edge thickness. Larger top sizes are standard with a 1 3/4" edge thickness.

Bases

The T1 and TC base styles can be specified as either fixed or tilt. While the L1 and T2 base styles are fixed. The squared, rectilinear bases are standard with a wire management pass thru from the top to the bottom of the leg. All bases feature welded and polished steel end caps with heavy duty threaded metal/plastic glides.

Table Heights

Standard table height is 29". Alternate table heights are available, see pricing pages or contact Versteel Customer Service.

Power + Data

To complete your specification, power and data along with wire management options can be added to your table. Refer to the Power + Data Price List.

Laminate and Veneer, Standard Core Construction

The standard top construction consists of 45-50 lb particleboard, surfaced with a high pressure laminate or plain sliced veneer face. A backer sheet is laminated to the underside of the top. Tops are shipped pre-drilled for field installation of bases and accessories.



PVC Flat or Fluted Edge

Edge of 2mm PVC hot melt banded to the top with 1/8" radius at the top and bottom. Available with 1 1/2" radius corners or square corners.



Offered in twenty-one (21) standard colors.



Wood Flat or Fluted Edge

Wood banding hot melt banded to the top with 1/8" radius at the top and bottom. Available with 1 1/2" radius corners or square corners.



Offered in Ash, Cherry, Maple or Walnut materials.



Reverse Bevel Acrylic

Edge of 2mm acrylic edge banding hot melt banded to MDF core. A reverse bevel is then cut into the edge exposing the MDF on the reverse bevel. The MDF is then clear coated.



Wood Square or Fluted Edge

Edge of 1 1/4" wide solid wood with softened top and bottom edges, and square, softened mitered corners.



Offered in Ash, Cherry, Maple or Walnut materials.

Shipping Schedule

Standard Items

Laminate, PVC Edge	3-5 WEEKS
Laminate, Wood Edge	3-5 WEEKS
Veneer, Wood Edge	6-8 WEEKS

Contact Versteel Customer Service for special lead time requests.

BIFMA

All Versteel products are constructed to pass the relevant ANSI/BIFMA standards. For more detailed specifications by series and base style, contact Versteel Customer Service at 800.876.2120.

Additional information regarding warranty, terms and conditions, shipping, care and maintenance, etc. can be found in the All Tables price list.

To Order, Specify...

- 1 Model Number, include top and edge style
- 2 Top Material
 - a. Laminate manufacturer and color
 - b. Veneer species and finish color
- 3 Edge Color
- 4 Base Color
- 5 Additional Options

base model					finish selections			options				
US	T1	2460	RE	FX	LP2S	/	TW 4996-38	/	CWHL	/	PWHL	/
series	base style	top size	top shape	table function	top, edge & corner		top laminate manufacturer & laminate color		edge color		base color	

A **UST1 2460REFX LP2S** is a Uno² series 24" x 60" rectangle table with fixed bases, a laminate 1 1/2" thick top with a PVC edge and square corners.

The codes **TW 4996-38 / CWHL / PWHL** specify a Wilsonart 4996-38 High Rise laminate, White Linen PVC and White Linen bases.

Model Number **UST1 2460REFX LP2S**

Orders may be sent via
Mailing Address

Versteel
 2332 Cathy Lane
 Jasper IN 47546

Contact Versteel

Email contact@versteel.com
Phone 800 876 2120
 812 634 2120
Fax 812 482 9318

Laminate

Versteel's standard offering of laminates includes over 900 laminates from Formica, Nevamar, Pionite and Wilsonart.

Laminate manufacturers change standard offerings frequently, making it possible a standard product can become unavailable. Versteel cannot be responsible for any inconvenience this may cause.

Veneer

Uno² tables are available with plain sliced Ash, Cherry, Maple and Walnut veneers.

Veneer Species

Ash	AP01	Maple.	MP01
Cherry	CP01	Walnut	WP01

Veneer Finish

Ash

Beach.	VBEA	Fog	VFOG
Chestnut.	VCHE	Pebble	VPEB
Drift	VDRI	Whisper	VWHI
Fawn	VFAW		

Cherry

Blossom Cherry	VBLC	Java Cherry.	VJAC
Cordovan Cherry	VCNC	Millwork Cherry.	VMWC
Golden Cherry	VGNC		

Maple

Caramel Maple	VCMM	Sugar Maple	VSUM
Solar Maple.	VSLM		

Walnut

Brighton Walnut	VBRW	Natural Walnut.	VNAW
Espresso Walnut.	VESW		

PVC Edge Colors

Absolute Acajou	CABA	Nimbus.	CNIM
Alloy.	CALY	Pearl	CPEA
Carbon.	CCAR	Platinum.	CPLA
Champagne	CCHA	Pralines & Cream	CPRC
Coconut	CCOC	Shadow	CSHA
Ebony.	CEBO	Snow	CSNO
Florence Walnut	CFLW	Stone	CSTO
Fossil	CFOS	Storm	CSTM
Graphite	CGRA	Whisper	CWHI
Grey.	CGRE	White Linen	CWHL
Kensington Maple.	CKEM		

Wood Edge Species

Ash	A01	Maple.	M01
Cherry	C01	Walnut	W01

Wood Edge Finishes

Ash

Beach.	WBEA	Fog	WFOG
Chestnut.	WCHE	Pebble	WPEB
Drift	WDRI	Whisper	WWHI
Fawn	WFAW		

Cherry

Blossom Cherry	WBLC	Java Cherry.	WJAC
Cordovan Cherry	WCNC	Millwork Cherry.	WMWC
Golden Cherry	WGNC		

Maple

Caramel Maple	WCMM	Sugar Maple	WSUM
Solar Maple.	WSLM		

Walnut

Brighton Walnut	WBRW	Natural Walnut.	WNAW
Espresso Walnut.	WESW		

Studio Steel®

Versteel's "urban fabrication" process leaves the telltale signs of welding and assembly on the surface, highlighting a manufacturing aesthetic. Choosing a clear or transparent powder coat is recommended, allowing tonal striations (created as a result of extreme heat), natural textures, and the inherent qualities of raw steel to show through.

Studio Steel Process \$165

Powder Coat Finishes

All powder coat finishes in the Versteel offering have been formulated with the use of epoxy, polyester or epoxy and polyester blends to maximize the finish durability.

Powder Coat Finish Options

Powder Coat - Standard n/c
 Powder Coat - Premium (Hope) \$165
 Powder Coat - Premium (Platinum) \$488

Powder Coat Colors

AlloyPALY	MintPMNT
AmethystPAME	NavyPNAV
AnthracitePANT	NimbusPNIM
Black AnodizedPBLA	NutmegPNUT
BronzePBRO	◆ PacificPPAC
CalypsoPCAL	PearlPPEA
CarbonPCAR	PebblePPEB
ChampagnePCHA	Ⓟ PlatinumPPLA
CoconutPCOC	PoppyPPOP
◆ CopperPCOP	◆ RavenPRAV
CrimsonPCRI	RoyalPROY
◆ CrystalPCRY	◆ SatinPSAT
DaffodilPDAF	SeasidePSEA
EbonyPEBO	ShipyardPSHI
ForestPFOR	SilverPSIL
FossilPFOS	SnowPSNO
◆ GarnetPGAR	StonePSTO
◆ GoldPGOL	StormPSTM
GraphitePGRA	Terra CottaPTEC
Ⓟ HopePHOP	WhisperPWHI
Kelly GreenPKEG	White LinenPWHL
◆ MattePMAT	Powder Coat AlternativeOPA
MicaPMIC		

Transparent Powder Coats (indicated by ◆)

Please note that the transparent characteristics of these powders allow all natural welds and textures inherent to raw steel to be visible. Not available for application on flat sheet metal surfaces found on Brattice disc bases or Form Modesty panels.

Premium Powder Coats (indicated by Ⓟ)

Versteel's premium process uses specially formulated powder coats for a truly unique color palette.

Chrome

Versteel applies a deep luster chrome plated finish. Chrome is the most durable finish available. Specify Chrome and add \$649 list per table.

Chrome ECHR

Nickel

Versteel applies a nickel plated finish with a clear coat applied for durability. Specify Nickel and add \$710 list per table.

Nickel ENKL

Special Laminate**Call for quotation**

Specify code **TSP** (*Special Laminate*), indicate the quoted charges per table

Special laminates and patterns can be specified as an option. To specify, contact Versteel Customer Service for availability and pricing.

NOTE LAMINATES IN STANDARD COLORS AND TEXTURES FROM FORMICA, NEVAMAR, PIONITE AND WILSONART ARE STANDARD

CAUTION LAMINATE MANUFACTURERS CHANGE STANDARD OFFERINGS FREQUENTLY, MAKING IT POSSIBLE A STANDARD PRODUCT CAN BECOME UNAVAILABLE. VERSTEEL CANNOT BE RESPONSIBLE FOR ANY INCONVENIENCE THIS MAY CAUSE.

Custom PVC Color Match**Call for quotation / one time charge per color, per order**

Specify code **OCF** (*Custom PVC Color Match*), add cost from Versteel quotation

PVC Color Match can be the selection of a color that is available from a Versteel supplier or a new custom color developed for the order. Minimum footage requirements mean that the amount of material needed for your order will effect the cost.

For PVC Color Matching you must supply a color reference sample. Versteel will review the sample for possible existing colors available and send a sample for customer approval. If no color match exists, a custom match will be developed and sampled for customer approval before a production schedule is established.

Powder Coat Alternative**Call for quotation**

Specify code **OPA** (*Powder Coat Alternative*), add cost from Versteel quotation

Powder Coat Alternative is available from Versteel. The entire RAL color reference along with hundreds of other color and finishes are available.

For Powder Coat Alternative matching, you must supply a color reference sample, or an RAL number. Versteel will review the sample for possible existing colors available and send a sample for customer approval. If no color match exists a custom match can be developed. Call Versteel Customer Service for associated upcharges on custom color development.

Stain Finish Match

\$996 / one time charge per finish, per order

Specify code **OSM** (*Stain Finish Match*), add \$996.00 list per finish, per order

Alternative Stain Finishes are available for veneer and wood edged tops.

For Stain Finish Matching you must supply two 4" x 4" finish color and grain reference samples. An expertly finish matched sample will be provided for customer approval.

NOTE CUSTOMS OR ALTERNATIVES MAY AFFECT STANDARD PRODUCTION SCHEDULES

Alternate Table Height 32" and Under
\$100 / table

Specify code **BAH** (*Alternate Height 32" and under*), indicate desired table height (32" or less), add \$100.00 list per table

Suggested typing height table is 26 ¾"
 Suggested wheelchair height table is 32"
 Suggested stand up height table is 42"

NOTE FOR OTHER TABLE HEIGHT REQUIREMENTS CONTACT VERSTEEL CUSTOMER SERVICE FOR STRUCTURAL DETAILS, PRICING AND AVAILABILITY

Casters - Dual Wheel, Hard Wheel - Black
\$171 / table

Specify code **CAS27** (*Casters, Dual Wheel Black, Hard Wheel*), add \$171.00 list per table



Dual wheel 37mm black, hard wheel locking casters are available. Each is fitted into a reinforced caster receiver and must be specified at time of order. Caster option does not change the overall height of the table. See individual product pages for availability.

Casters - Dual Wheel, Soft Wheel - Two-Tone
\$171 / table

Specify code **CAS28** (*Casters, Dual Wheel Two-Tone Soft Wheel*), add \$171.00 list per table



Dual wheel 37mm black nylon with gray polyurethane soft wheel locking casters are available. Each is fitted into a reinforced caster receiver and must be specified at time of order. Caster option does not change the overall height of the table. See individual product pages for availability.

Mix - Dual Wheel Casters & Glides
\$163 / table

Specify code **BMD** (*Mix - Dual Wheel Casters & Glides*), add \$163.00 list per table

Tables can be specified with dual wheel, black, standard locking casters on half of the table, with glides on the other half. Each caster is fitted into a reinforced receiver and must be specified at time of order. Mix option does not change the overall height of the table.

Self-Leveling Glides
\$49 / table

Specify code **GLD04** (*Self-Leveling Glides*), add \$49.00 list per table

Self-Leveling Glides replace standard glides. This option allows the table to automatically compensate up to ½" for floors that are not level. Self-leveling glides increase overall table height by ¾". See individual product pages for availability.


Table Floor Mount
\$57 / table

Specify code **AFB** (*Table Floor Mount Bracket Set*), add \$57.00 list per table

Bracket to slip over the standard table glide and fasten to the floor with fasteners supplied by the installer. Set of four (4) brackets will securely mount the table to the floor to prevent movement.



NOTE NOT AVAILABLE ON BASES WITH CASTERS OR SELF-LEVELING GLIDES

Two-Piece Top (120")

\$629 / table

Specify code **T2P** (Two-Piece Top), add \$629.00 list per table

Standard Versteel tables in lengths up to 120" are a seamless, single piece top. When the two-piece option is specified, the splice joint edge is unfinished, table shipped with necessary hardware. Any table over 120" long will be produced as a two-piece top.

Top Custom Cutout

\$120 / cutout

Specify code **TCC** (Top Custom Cutout), add \$120.00 list per cutout

Top Custom Cutout requires a drawing for production and is subject to approvals.

Table Link

\$251 / table

Specify code **TLK** (Table Link), add \$251.00 list per table

Table Link is for linking Versteel table configurations in typical room situations. Table link will prevent the accidental disconnection of power supply to adjacent tables. Available on tables with PVC, 3mm Wood, Wood Square, Wood Fluted and Ergo user side edge details.



Closed end link brackets are provided for tops without bases or tables with a base that does not allow the table to stand alone.



Table Link - Ends Only

\$135 / table

Specify code **TLE** (Table Link - Ends Only), add \$135.00 list per table

Table Link is for linking Versteel table configurations in typical room situations. Specify Table Link - Ends Only when your configuration requires linking on the table ends only. Available on tables with PVC, 3mm Wood, Wood Square, Wood Fluted and Ergo user side edge details. Table Link - Ends Only is included with electrical package options. This will prevent the accidental disconnection of power supply to adjacent tables.



Laptop Locker

\$1375 / locker

*Fixed tables only (not available on tilt, slim-tilt or folding tables)

Specify code **TLA1** (One Laptop Locker) or code **TLA2** (Two Laptop Lockers) add \$1375.00 list per Laptop Locker.

Indicate Manual Locking Keyed Individually **TMKI**, Manual Locking Keyed Alike **TMKA** or Electronic Locking **TLEL**. Add \$359.00 list per Laptop Locker when Electronic Locking is specified AND **TLPU** (Laptop Locker power unit) which is required for the electronic locking option, add \$567.00 list (Power unit sequences up to 10 lockers, includes 1 key).

The minimum table width available with Laptop Locker is 24".



The minimum table length available with Laptop Locker is 36". The maximum table length available is 96".

2 Laptop Lockers can be installed starting at a table length of 60" or greater (table subject to additional base and/or support base when more than one unit is installed in top greater than or equal to 72").

All lockers to have urethane edge on locker door and top opening. Specify Urethane color when ordering a laptop locker.

Urethane Colors

Alloy UALY	Pearl JUPEA
Ebony UEBO	Stone USTO
Fossil UFOS	Storm USTM
Graphite UGRA	Whisper UWHI
Nimbus UNIM	White Linen UWHL

NOTE LAPTOP LOCKER IS NOT AVAILABLE ON VENEER TOP SURFACES, WOODGRAIN OR DIRECTIONAL PATTERN LAMINATES OR TABLE WITH LIGHTWEIGHT LAMINATE CORE.

For additional questions contact Versteel Customer Service at 800.876.2120.



Questions?

800 876 2120

top >
edge >

edge ordering code (radius corner) >
or
edge ordering code (square corner) >
top thickness >

edge ordering code (radius corner) >
or
edge ordering code (square corner) >
top thickness >





top thickness price >

		Laminate PVC		Laminate Wood		Laminate Reverse Bevel		Laminate 1 1/4" Wood	
		Flat		Flat		Acrylic		Square	
		LP2R or LP2S 1 1/4"	LP3R or LP3S 1 3/4"	LW2R or LW2S 1 1/4"	LMRA2R or LMRA2S 1 1/4"		LWS2 1 1/4"	LWS3 1 3/4"	
		Fluted		Fluted				Fluted	
		LPF2R or LPF2S 1 1/4"	LPF3R or LPF3S 1 3/4"	LWF2R or LWF2S 1 1/4"			LWF2 1 1/4"	LWF3 1 3/4"	
		1 1/4"	1 3/4"	1 1/4"				1 1/4"	1 3/4"
Base Style	Table Description	Model #	Product Wt						
	TI 18 x 48 Fix	USTI 1848REFX	49	1125	1230	1440		1628	1657
	18 x 48 Slim-Tilt	USTI 1848REST	59	1461	1569	1778		1963	1991
	18 x 60 Fix	USTI 1860REFX	70	1217	1292	1578		1772	1796
	18 x 60 Slim-Tilt	USTI 1860REST	80	1552	1628	1915		2108	2136
	18 x 72 Fix	USTI 1872REFX	80	1273	1378	1707		1954	1981
	18 x 72 Slim-Tilt	USTI 1872REST	90	1612	1714	2046		2290	2317
	18 x 84 Fix	USTI 1884REFX	89	1409	1524	2011		2308	2337
	18 x 84 Slim-Tilt	USTI 1884REST	99	1746	1860	2349		2643	2671
	18 x 90 Fix	USTI 1890REFX	99	1492	1540	2232		2512	2543
	18 x 90 Slim-Tilt	USTI 1890REST	109	1800	1938	2542		2855	2881
	18 x 96 Fix	USTI 1896REFX	109	1532	1631	2269		2666	2694
	18 x 96 Slim-Tilt	USTI 1896REST	119	1867	1969	2613		3001	3028
	TC 18 x 48 Fix	USTC 1848REFX	49	1125	1230	1440		1628	1657
	18 x 60 Fix	USTC 1860REFX	70	1217	1292	1578		1772	1796
	18 x 72 Fix	USTC 1872REFX	80	1273	1378	1707		1954	1981
	18 x 84 Fix	USTC 1884REFX	89	1409	1524	2011		2308	2337
	18 x 90 Fix	USTC 1890REFX	99	1492	1540	2232		2512	2543
	18 x 96 Fix	USTC 1896REFX	109	1532	1631	2269		2666	2694
	LI 18 x 48 Fix	USLI 1848REFX	49	1125	1230	1440	n/a	1628	1657
	18 x 60 Fix	USLI 1860REFX	70	1217	1292	1578	n/a	1772	1796
	18 x 72 Fix	USLI 1872REFX	80	1273	1378	1707	n/a	1954	1981
	18 x 84 Fix	USLI 1884REFX	89	1409	1524	2011	n/a	2308	2337
	18 x 90 Fix	USLI 1890REFX	99	1492	1540	2232	n/a	2512	2543
	18 x 96 Fix	USLI 1896REFX	109	1532	1631	2269	n/a	2666	2694

To Order, Specify...

- 1 Model Number
- 2 Top Material
- 3 Edge Style and Thickness
- 4 Edge Color
- 5 Base Color
- 6 Additional Options



Veneer Wood	Veneer 1 1/4" Wood	
Flat	Square	
		
VW2R or VW2S 1 1/4"	VWS2 1 1/4"	VWS3 1 3/4"
Fluted	Fluted	
		
VWF2R or VWF2S 1 1/4"	VWF2 1 1/4"	VWF3 1 3/4"
1 1/4"	1 1/4"	1 3/4"
2281	2461	2638
2618	2800	2976
2454	2651	2872
2793	2990	3208
2638	2858	3103
2976	3201	3437
2846	3088	3353
3183	3428	3688
3098	3366	3653
3437	3702	3984
3314	3618	3924
3653	3950	4262
2281	2461	2638
2454	2651	2872
2638	2858	3103
2846	3088	3353
3098	3366	3653
3314	3618	3924
2281	2461	2638
2454	2651	2872
2638	2858	3103
2846	3088	3353
3098	3366	3653
3314	3618	3924

Base Options

	Code	Price
Alternate Table Height 32" & Under.....	BAH	\$ 100
Alternate Table Height 32" & Over.....	BSP	\$ call
Stretcher Rail (Fix/Tilt) Finish Same as Base		
Tables 36" H & Over Require a Stretcher Rail.....	BSR	\$ 243
Casters (4), Dual Wheel Black Hard Wheel.....	CAS27	\$ 171
Casters (4), Dual Wheel Two-Tone Soft Wheel....	CAS28	\$ 171
Mix, Dual Wheel Casters & Glides.....	BMD	\$ 163
Self-Leveling Glides (4).....	GLD04	\$ 49

Finish Options

Chrome.....	\$ 649
Nickel.....	\$ 710
Powder Coat, Standard.....	n/c
Powder Coat, Premium.....	\$ 165
Platinum.....	\$ 488

Top Options

Table Link (all four sides).....	TLK	\$ 251
Table Link (18" ends only).....	TLE	\$ 135
Special Laminate.....	TSP	call
Custom Cutout (per cutout).....	TCC	\$ 120

Power + Data Options

Please reference the Power + Data Price List

Wire Management Options

Basket, Under Top Mount.....	WBT	\$ 97
Wire Metal Legway (each).....	WUL	\$ 64
1 Oval Brush Grommet, Location A.....	WOA	\$ 97
2 Oval Brush Grommets, Location E.....	WOE	\$ 194
1 Oval Brush Grommet, Provide Location Print.....	WOG	\$ 97
1 Round Grommet, Location A.....	WRA	\$ 76
2 Round Grommets, Location E.....	WRE	\$ 152
1 Round Grommet, Provide Location Print.....	WRG	\$ 76

Accessories

Keyboard Platform w/Mouse Surface.....	AKP27M	\$ 760
CPU Holder (3" - 9" adjustment).....	ACPU3-9F	\$ 237
CPU Holder (5" - 8" adjustment).....	ACPU5-8F	\$ 155
CPU Holder (3" - 5" adjustment).....	ACPU3F	\$ 155
Table Floor Mount Bracket Set.....	AFB	\$ 57



Questions?

800 876 2120

top >
edge >

edge ordering code (radius corner) >
or
edge ordering code (square corner) >
top thickness >

edge ordering code (radius corner) >
or
edge ordering code (square corner) >
top thickness >





top thickness price >

		Laminate PVC	Laminate Wood	Laminate Reverse Bevel	Laminate 1 1/4" Wood			
		Flat	Flat	Acrylic	Square			
		LP2R or LP2S 1 1/4"	LP3R or LP3S 1 3/4"	LW2R or LW2S 1 1/4"	LMRA2R or LMRA2S 1 1/4"	LWS2 1 1/4" LWS3 1 3/4"		
		Fluted	Fluted		Fluted			
		LPF2R or LPF2S 1 1/4"	LPF3R or LPF3S 1 3/4"	LWF2R or LWF2S 1 1/4"		LWF2 1 1/4" LWF3 1 3/4"		
		1 1/4"	1 3/4"	1 1/4"	1 1/4"	1 3/4"		
Base Style	Table Description	Model #	Product Wt					
	TI 24 x 48 Fix	USTI 2448REFX	72	1182	1231	1607	1850 1891	
		USTI 2448REST	82	1520	1569	1946	2187 2230	
	TI 24 x 60 Fix	USTI 2460REFX	85	1260	1331	1791	2062 2094	
		USTI 2460REST	95	1597	1664	2128	2401 2430	
	TI 24 x 72 Fix	USTI 2472REFX	97	1442	1500	2018	2320 2351	
		USTI 2472REST	107	1778	1840	2358	2662 2692	
	TI 24 x 84 Fix	USTI 2484REFX	109	1525	1544	2234	2629 2658	
		USTI 2484REST	119	1862	1883	2576	2968 2997	
	TI 24 x 90 Fix	USTI 2490REFX	121	1648	1663	2428	2865 2896	
		USTI 2490REST	131	1996	2041	2746	3204 3236	
	TI 24 x 96 Fix	USTI 2496REFX	146	1759	1784	2581	3056 3088	
		USTI 2496REST	156	2097	2125	2917	3393 3426	
		TC 24 x 48 Fix	USTC 2448REFX	72	1182	1231	1607	1850 1891
			USTC 2448REST	82	1520	1569	1946	2187 2230
TC 24 x 60 Fix		USTC 2460REFX	85	1260	1331	1791	2062 2094	
		USTC 2460REST	95	1597	1664	2128	2401 2430	
TC 24 x 72 Fix		USTC 2472REFX	97	1442	1500	2018	2320 2351	
		USTC 2472REST	107	1778	1840	2358	2662 2692	
TC 24 x 84 Fix		USTC 2484REFX	109	1525	1544	2234	2629 2658	
		USTC 2484REST	119	1862	1883	2576	2968 2997	
TC 24 x 90 Fix		USTC 2490REFX	121	1648	1663	2428	2865 2896	
		USTC 2490REST	131	1996	2041	2746	3204 3236	
TC 24 x 96 Fix		USTC 2496REFX	146	1759	1784	2581	3056 3088	
		USTC 2496REST	156	2097	2125	2917	3393 3426	
		LI 24 x 48 Fix	USLI 2448REFX	72	1182	1231	1607	1850 1891
			USLI 2460REFX	85	1260	1331	1791	2062 2094
	LI 24 x 72 Fix	USLI 2472REFX	97	1442	1500	2018	2320 2351	
		USLI 2484REFX	109	1525	1544	2234	2629 2658	
	LI 24 x 90 Fix	USLI 2490REFX	121	1648	1663	2428	2865 2896	
		USLI 2496REFX	146	1759	1784	2581	3056 3088	

To Order, Specify...

- 1 Model Number
- 2 Top Material
- 3 Edge Style and Thickness
- 4 Edge Color
- 5 Base Color
- 6 Additional Options



Veneer Wood	Veneer 1 1/4" Wood	
Flat	Square	
		
VW2R or VW2S 1 1/4"	VWS2 1 1/4"	VWS3 1 3/4"
Fluted	Fluted	
		
VWF2R or VWF2S 1 1/4"	VWF2 1 1/4"	VWF3 1 3/4"
1 1/4"	1 1/4"	1 3/4"
2388	2581	2772
2725	2918	3110
2629	2852	3062
2968	3188	3398
2852	3092	3353
3188	3430	3691
3123	3397	3683
3462	3740	4020
3399	3702	4015
3769	4033	4342
3500	3811	4137
3835	4148	4476
2388	2581	2772
2725	2918	3110
2629	2852	3062
2968	3188	3398
2852	3092	3353
3188	3430	3691
3123	3397	3683
3462	3740	4020
3399	3702	4015
3769	4033	4342
3500	3811	4137
3835	4148	4476
2388	2581	2772
2629	2852	3062
2852	3092	3353
3123	3397	3683
3399	3702	4015
3500	3811	4137

Base Options

	Code	Price
Alternate Table Height 32" & Under.....	BAH	\$ 100
Alternate Table Height 32" & Over.....	BSP	\$ call
Stretcher Rail (Fix/Tilt) Finish Same as Base		
Tables 36" H & Over Require a Stretcher Rail.....	BSR	\$ 243
Casters (4), Dual Wheel Black Hard Wheel.....	CAS27	\$ 171
Casters (4), Dual Wheel Two-Tone Soft Wheel....	CAS28	\$ 171
Mix, Dual Wheel Casters & Glides.....	BMD	\$ 163
Self-Leveling Glides (4).....	GLD04	\$ 49

Finish Options

Chrome.....	\$ 649
Nickel.....	\$ 710
Powder Coat, Standard.....	n/c
Powder Coat, Premium.....	\$ 165
Platinum.....	\$ 488

Top Options

Table Link (all four sides).....	TLK	\$ 251
Table Link (24" ends only).....	TLE	\$ 135
Special Laminate.....	TSP	call
Custom Cutout (per cutout).....	TCC	\$ 120
Laptop Locker (each).....	TLA	\$ 1375
(available on fixed tables only, see page 34 in All Tables Price List for additional information)		
Electronic Lock (per locker).....	TLEL	\$ 359
Power Unit (up to 10 lockers sequenced).....	TLPU	\$ 567
(includes 1 key, required for electronic lock)		

Power + Data Options

Please reference the Power + Data Price List

Wire Management Options

Basket, Under Top Mount.....	WBT	\$ 97
Wire Metal Legway (each).....	WUL	\$ 64
1 Oval Brush Grommet, Location A.....	WOA	\$ 97
2 Oval Brush Grommets, Location E.....	WOE	\$ 194
1 Oval Brush Grommet, Provide Location Print.....	WOG	\$ 97
1 Round Grommet, Location A.....	WRA	\$ 76
2 Round Grommets, Location E.....	WRE	\$ 152
1 Round Grommet, Provide Location Print.....	WRG	\$ 76

Accessories

Keyboard Platform w/Mouse Surface.....	AKP27M	\$ 760
CPU Holder (3" - 9" adjustment).....	ACPU3-9F	\$ 237
CPU Holder (5" - 8" adjustment).....	ACPU5-8F	\$ 155
CPU Holder (3" - 5" adjustment).....	ACPU3F	\$ 155
Table Floor Mount Bracket Set.....	AFB	\$ 57



Questions?

800 876 2120

top >
edge >

edge ordering code (radius corner) >
or
edge ordering code (square corner) >
top thickness >

edge ordering code (radius corner) >
or
edge ordering code (square corner) >
top thickness >

top thickness price >





Material	Edge Style	Top Thickness	Price	Price	Price	Price	Price
Laminate PVC	Flat	1 1/4"	1202	1278	1562	1732	1775
Laminate Wood	Flat	1 1/4"	1300	1430	1746	1956	2001
Laminate Reverse Bevel	Acrylic	1 1/4"	1641	1771	2083	2294	2342
Laminate 1 1/4" Wood	Square	1 1/4"	2128	2285	3132	3666	3752
Laminate PVC	Fluted	1 1/4"	1381	1439	1949	2247	2295
Laminate Wood	Fluted	1 1/4"	1719	1775	2288	2584	2633
Laminate Reverse Bevel	Fluted	1 1/4"	1827	1890	2494	2855	2921
Laminate 1 1/4" Wood	Fluted	1 1/4"	2128	2285	3132	3666	3752

Base Style	Table Description	Model #	Product Wt	Price	Price	Price	Price
TI	30 x 42 Fix	USTI 3042REFX	76	1202	1278	1562	1732 1775
	30 x 48 Fix	USTI 3048REFX	86	1300	1430	1746	1956 2001
	30 x 48 Slim-Tilt	USTI 3048REST	96	1641	1771	2083	2294 2342
	30 x 60 Fix	USTI 3060REFX	100	1381	1439	1949	2247 2295
	30 x 60 Slim-Tilt	USTI 3060REST	110	1719	1775	2288	2584 2633
	30 x 72 Fix	USTI 3072REFX	115	1489	1550	2155	2517 2585
	30 x 72 Slim-Tilt	USTI 3072REST	125	1827	1890	2494	2855 2921
	30 x 84 Fix	USTI 3084REFX	129	1590	1684	2434	2866 2954
	30 x 84 Slim-Tilt	USTI 3084REST	139	1931	2023	2773	3205 3291
	30 x 90 Fix	USTI 3090REFX	144	1698	1850	2632	3124 3190
	30 x 90 Slim-Tilt	USTI 3090REST	154	2030	2164	2911	3462 3555
	30 x 96 Fix	USTI 3096REFX	149	1791	1948	2793	3325 3417
30 x 96 Slim-Tilt	USTI 3096REST	161	2128	2285	3132	3666 3752	
30 x 120 Fix	USTI 30120REFX	196	2612	2768	3957	4723 4808	
TC	30 x 42 Fix	USTC 3042REFX	76	1202	1278	1562	1732 1775
	30 x 48 Fix	USTC 3048REFX	86	1300	1430	1746	1956 2001
	30 x 48 Slim-Tilt	USTC 3048REST	96	1641	1771	2083	2294 2342
	30 x 60 Fix	USTC 3060REFX	100	1381	1439	1949	2247 2295
	30 x 60 Slim-Tilt	USTC 3060REST	110	1719	1775	2288	2584 2633
	30 x 72 Fix	USTC 3072REFX	115	1489	1550	2155	2517 2585
	30 x 72 Slim-Tilt	USTC 3072REST	125	1827	1890	2494	2855 2921
	30 x 84 Fix	USTC 3084REFX	129	1590	1684	2434	2866 2954
	30 x 84 Slim-Tilt	USTC 3084REST	139	1931	2023	2773	3205 3291
	30 x 90 Fix	USTC 3090REFX	144	1698	1850	2632	3124 3190
	30 x 90 Slim-Tilt	USTC 3090REST	154	2030	2164	2911	3462 3555
	30 x 96 Fix	USTC 3096REFX	149	1791	1948	2793	3325 3417
30 x 96 Slim-Tilt	USTC 3096REST	161	2128	2285	3132	3666 3752	
30 x 120 Fix	USTC 30120REFX	196	2612	2768	3957	4723 4808	

To Order, Specify...

- 1 Model Number
- 2 Top Material
- 3 Edge Style and Thickness
- 4 Edge Color
- 5 Base Color
- 6 Additional Options



Veneer Wood	Veneer 1 1/4" Wood	
Flat	Square	
		
VW2R or VW2S 1 1/4"	VWS2 1 1/4"	VWS3 1 1/4"
Fluted	Fluted	
		
VWF2R or VWF2S 1 1/4"	VWF2 1 1/4"	VWF3 1 1/4"
1 1/4"	1 1/4"	1 1/4"
2343	2532	2702
2633	2853	3061
2971	3189	3398
2900	3148	3392
3236	3483	3727
3226	3509	3727
3561	3850	4065
3513	3830	4137
3851	4167	4475
3827	4173	4469
4158	4498	4831
3926	4289	4628
4264	4628	4964
5133	5596	5933
2343	2532	2702
2633	2853	3061
2971	3189	3398
2900	3148	3392
3236	3483	3727
3226	3509	3727
3561	3850	4065
3513	3830	4137
3851	4167	4475
3827	4173	4469
4158	4498	4831
3926	4289	4628
4264	4628	4964
5133	5596	5933

Base Options

	Code	Price
Alternate Table Height 32" & Under.....	BAH	\$ 100
Alternate Table Height 32" & Over.....	BSP	\$ call
Stretcher Rail (Fix/Tilt) Finish Same as Base		
Tables 36" H & Over Require a Stretcher Rail.....	BSR	\$ 243
Casters (4), Dual Wheel Black Hard Wheel.....	CAS27	\$ 171
Casters (4), Dual Wheel Two-Tone Soft Wheel....	CAS28	\$ 171
Mix, Dual Wheel Casters & Glides.....	BMD	\$ 163
Self-Leveling Glides (4).....	GLD04	\$ 49

Finish Options

Chrome.....	\$ 649
Nickel.....	\$ 710
Powder Coat, Standard.....	n/c
Powder Coat, Premium.....	\$ 165
Platinum.....	\$ 488

Top Options

Table Link (all four sides).....	TLK	\$ 251
Table Link (30" ends only).....	TLE	\$ 135
Special Laminate.....	TSP	call
Custom Cutout (per cutout).....	TCC	\$ 120
Laptop Locker (each).....	TLA	\$ 1375
(available on fixed tables only, see page 34 in All Tables Price List for additional information)		
Electronic Lock (per locker).....	TLEL	\$ 359
Power Unit (up to 10 lockers sequenced).....	TLPU	\$ 567
(includes 1 key, required for electronic lock)		

Power + Data Options

Please reference the Power + Data Price List

Wire Management Options

Basket, Under Top Mount.....	WBT	\$ 97
Wire Metal Legway (each).....	WUL	\$ 64
1 Oval Brush Grommet, Location A.....	WOA	\$ 97
2 Oval Brush Grommets, Location E.....	WOE	\$ 194
1 Oval Brush Grommet, Provide Location Print.....	WOG	\$ 97
1 Round Grommet, Location A.....	WRA	\$ 76
2 Round Grommets, Location E.....	WRE	\$ 152
1 Round Grommet, Provide Location Print.....	WRG	\$ 76

Accessories

Keyboard Platform w/Mouse Surface.....	AKP27M	\$ 760
CPU Holder (3" - 9" adjustment).....	ACPU3-9F	\$ 237
CPU Holder (5" - 8" adjustment).....	ACPU5-8F	\$ 155
CPU Holder (3" - 5" adjustment).....	ACPU3F	\$ 155
Table Floor Mount Bracket Set.....	AFB	\$ 57



Questions?

800 876 2120

top >
edge >

edge ordering code (radius corner) >
or
edge ordering code (square corner) >
top thickness >

edge ordering code (radius corner) >
or
edge ordering code (square corner) >
top thickness >
top thickness price >





top > edge >	Laminate PVC	Laminate Wood	Laminate Reverse Bevel	Laminate 1 1/4" Wood
	Flat	Flat	Acrylic	Square
	LP2R or LP2S 1 1/4"	LP3R or LP3S 1 3/4"	LW2R or LW2S 1 1/4"	LMRA2R or LMRA2S 1 1/4"
				LWS2 1 1/4" LWS3 1 3/4"
	Fluted	Fluted		Fluted
	LPF2R or LPF2S 1 1/4"	LPF3R or LPF3S 1 3/4"	LWF2R or LWF2S 1 1/4"	
				LWF2 1 1/4" LWF3 1 3/4"
	1 1/4"	1 3/4"	1 1/4"	1 1/4" 1 3/4"

Base Style	Table Description	Model #	Product Wt
	LI 30 x 42 Fix	USLI 3042REFX	76
	30 x 48 Fix	USLI 3048REFX	86
	30 x 60 Fix	USLI 3060REFX	100
	30 x 72 Fix	USLI 3072REFX	115
	30 x 84 Fix	USLI 3084REFX	129
	30 x 90 Fix	USLI 3090REFX	144
	30 x 96 Fix	USLI 3096REFX	149

To Order, Specify...

- 1 Model Number
- 2 Top Material
- 3 Edge Style and Thickness
- 4 Edge Color
- 5 Base Color
- 6 Additional Options



Veneer Wood	Veneer 1 1/4" Wood	
Flat	Square	
		
VW2R or VW2S 1 1/4"	VWS2 1 1/4"	VWS3 1 3/4"
Fluted	Fluted	
		
VWF2R or VWF2S 1 1/4"	VWF2 1 1/4"	VWF3 1 3/4"
1 1/4"	1 1/4"	1 3/4"
2343	2532	2702
2633	2853	3061
2900	3148	3392
3226	3509	3727
3513	3830	4137
3827	4173	4469
3926	4289	4628

Base Options

	Code	Price
Alternate Table Height 32" & Under.....	BAH	\$ 100
Alternate Table Height 32" & Over.....	BSP	\$ call
Stretcher Rail (Fix/Tilt) Finish Same as Base		
Tables 36" H & Over Require a Stretcher Rail.....	BSR	\$ 243
Casters (4), Dual Wheel Black Hard Wheel.....	CAS27	\$ 171
Casters (4), Dual Wheel Two-Tone Soft Wheel....	CAS28	\$ 171
Mix, Dual Wheel Casters & Glides.....	BMD	\$ 163
Self-Leveling Glides (4).....	GLD04	\$ 49

Finish Options

Chrome.....	\$ 649
Nickel.....	\$ 710
Powder Coat, Standard.....	n/c
Powder Coat, Premium.....	\$ 165
Platinum.....	\$ 488

Top Options

Table Link (all four sides).....	TLK	\$ 251
Table Link (30" ends only).....	TLE	\$ 135
Special Laminate.....	TSP	call
Custom Cutout (per cutout).....	TCC	\$ 120
Laptop Locker (each).....	TLA	\$ 1375
(available on fixed tables only, see page 34 in All Tables Price List for additional information)		
Electronic Lock (per locker).....	TLEL	\$ 359
Power Unit (up to 10 lockers sequenced).....	TLPU	\$ 567
(includes 1 key, required for electronic lock)		

Power + Data Options

Please reference the Power + Data Price List

Wire Management Options

Basket, Under Top Mount.....	WBT	\$ 97
Wire Metal Legway (each).....	WUL	\$ 64
1 Oval Brush Grommet, Location A.....	WOA	\$ 97
2 Oval Brush Grommets, Location E.....	WOE	\$ 194
1 Oval Brush Grommet, Provide Location Print.....	WOG	\$ 97
1 Round Grommet, Location A.....	WRA	\$ 76
2 Round Grommets, Location E.....	WRE	\$ 152
1 Round Grommet, Provide Location Print.....	WRG	\$ 76

Accessories

Keyboard Platform w/Mouse Surface.....	AKP27M	\$ 760
CPU Holder (3" - 9" adjustment).....	ACPU3-9F	\$ 237
CPU Holder (5" - 8" adjustment).....	ACPU5-8F	\$ 155
CPU Holder (3" - 5" adjustment).....	ACPU3F	\$ 155
Table Floor Mount Bracket Set.....	AFB	\$ 57



Questions?

800 876 2120

top >
edge >

edge ordering code (radius corner) >
or
edge ordering code (square corner) >
top thickness >

edge ordering code (radius corner) >
or
edge ordering code (square corner) >
top thickness >





top thickness price >

		Laminate PVC		Laminate Wood		Laminate Reverse Bevel		Laminate 1 1/4" Wood		
		Flat		Flat		Acrylic		Square		
		LP2R	LP3R	LW2R		LMRA2R		LWS2	LWS3	
		or	or	or		or		1 1/4"	1 3/4"	
		LP2S	LP3S	LW2S		LMRA2S				
		1 1/4"	1 3/4"	1 1/4"		1 1/4"				
		Fluted		Fluted				Fluted		
		LPF2R	LPF3R	LWF2R				LWF2	LWF3	
		or	or	or				1 1/4"	1 3/4"	
		LPF2S	LPF3S	LWF2S						
		1 1/4"	1 3/4"	1 1/4"						
		1 1/4"	1 3/4"	1 1/4"				1 1/4"	1 3/4"	
Base Style	Table Description	Model #	Product Wt							
	TI	36 x 48 Fix	USTI 3648REFX	86	1385	1506	2028	2233	2489	
		36 x 48 Tilt	USTI 3648RETL	96	1724	1846	2366	2571	2825	
		36 x 60 Fix	USTI 3660REFX	113	1492	1612	2178	2412	2668	
		36 x 60 Tilt	USTI 3660RETL	123	1830	1954	2517	2747	3004	
		36 x 72 Fix	USTI 3672REFX	130	1552	1664	2337	2727	2772	
		36 x 72 Tilt	USTI 3672RETL	140	1891	2009	2671	3064	3110	
		36 x 84 Fix	USTI 3684REFX	147	1869	1930	2685	3097	3163	
		36 x 84 Tilt	USTI 3684RETL	157	2207	2266	3023	3432	3504	
		36 x 96 Fix	USTI 3696REFX	151	2058	2254	3021	3528	3591	
		36 x 96 Tilt	USTI 3696RETL	161	2397	2590	3360	3869	3930	
		36 x 120 Fix	USTI 36120REFX	188	2973	3167	4330	5103	5168	
		TC	36 x 48 Fix	USTC 3648REFX	86	1385	1506	2028	2233	2489
			36 x 48 Tilt	USTC 3648RETL	96	1724	1846	2366	2571	2825
			36 x 60 Fix	USTC 3660REFX	113	1492	1612	2178	2412	2668
36 x 60 Tilt			USTC 3660RETL	123	1830	1954	2517	2747	3004	
		36 x 72 Fix	USTC 3672REFX	130	1552	1664	2337	2727	2772	
		36 x 72 Tilt	USTC 3672RETL	140	1891	2009	2671	3064	3110	
		36 x 84 Fix	USTC 3684REFX	147	1869	1930	2685	3097	3163	
		36 x 84 Tilt	USTC 3684RETL	157	2207	2266	3023	3432	3504	
		36 x 96 Fix	USTC 3696REFX	151	2058	2254	3021	3528	3591	
		36 x 96 Tilt	USTC 3696RETL	161	2397	2590	3360	3869	3930	
		36 x 120 Fix	USTC 36120REFX	188	2973	3167	4330	5103	5168	

To Order, Specify...

- 1 Model Number
- 2 Top Material
- 3 Edge Style and Thickness
- 4 Edge Color
- 5 Base Color
- 6 Additional Options



Veneer Wood	Veneer 1 1/4" Wood	
Flat	Square	
		
VW2R or VW2S 1 1/4"	VWS2 1 1/4"	VWS3 1 1/4"
Fluted	Fluted	
		
VWF2R or VWF2S 1 1/4"	VWF2 1 1/4"	VWF3 1 1/4"
1 1/4"	1 1/4"	1 1/4"
3193	3477	3621
3531	3813	3959
3380	3681	3826
3717	4020	4163
3751	4096	4247
4090	4432	4585
4079	4457	4638
4415	4797	4976
4351	4761	4960
4689	5100	5297
5730	6258	6457
3193	3477	3621
3531	3813	3959
3380	3681	3826
3717	4020	4163
3751	4096	4247
4090	4432	4585
4079	4457	4638
4415	4797	4976
4351	4761	4960
4689	5100	5297
5730	6258	6457

Base Options

	Code	Price
Alternate Table Height 32" & Under.....	BAH	\$ 100
Alternate Table Height 32" & Over.....	BSP	\$ call
Stretcher Rail (Fix/Tilt) Finish Same as Base		
Tables 36" H & Over Require a Stretcher Rail.....	BSR	\$ 243
Casters (4), Dual Wheel Black Hard Wheel.....	CAS27	\$ 171
Casters (4), Dual Wheel Two-Tone Soft Wheel....	CAS28	\$ 171
Mix, Dual Wheel Casters & Glides.....	BMD	\$ 163
Self-Leveling Glides (4).....	GLD04	\$ 49

Finish Options

Chrome.....	\$ 649
Nickel.....	\$ 710
Powder Coat, Standard.....	n/c
Powder Coat, Premium.....	\$ 165
Platinum.....	\$ 488

Top Options

Table Link (all four sides).....	TLK	\$ 251
Table Link (36" ends only).....	TLE	\$ 135
Special Laminate.....	TSP	call
Custom Cutout (per cutout).....	TCC	\$ 120
Laptop Locker (each).....	TLA	\$ 1375
(available on fixed tables only, see page 34 in All Tables Price List for additional information)		
Electronic Lock (per locker).....	TLEL	\$ 359
Power Unit (up to 10 lockers sequenced).....	TLPU	\$ 567
(includes 1 key, required for electronic lock)		

Power + Data Options

Please reference the Power + Data Price List

Wire Management Options

Basket, Under Top Mount.....	WBT	\$ 97
Wire Metal Legway (each).....	WUL	\$ 64
1 Oval Brush Grommet, Location A.....	WOA	\$ 97
2 Oval Brush Grommets, Location E.....	WOE	\$ 194
1 Oval Brush Grommet, Provide Location Print.....	WOG	\$ 97
1 Round Grommet, Location A.....	WRA	\$ 76
2 Round Grommets, Location E.....	WRE	\$ 152
1 Round Grommet, Provide Location Print.....	WRG	\$ 76

Accessories

Keyboard Platform w/Mouse Surface.....	AKP27M	\$ 760
CPU Holder (3" - 9" adjustment).....	ACPU3-9F	\$ 237
CPU Holder (5" - 8" adjustment).....	ACPU5-8F	\$ 155
CPU Holder (3" - 5" adjustment).....	ACPU3F	\$ 155
Table Floor Mount Bracket Set.....	AFB	\$ 57











Questions?

800 876 2120

top >
edge >

edge ordering code (radius corner) >
or
edge ordering code (square corner) >
top thickness >





edge ordering code (radius corner) >
or
edge ordering code (square corner) >
top thickness >
top thickness price >

Laminate PVC	Laminate Wood	Laminate Reverse Bevel	Laminate 1 1/4" Wood	
Flat	Flat	Acrylic	Square	
				
LP2R or LP2S 1 1/4"	LP3R or LP3S 1 3/4"	LW2R or LW2S 1 1/4"	LMRA2R or LMRA2S 1 1/4"	LWS2 1 1/4" LWS3 1 3/4"
Fluted	Fluted		Fluted	
				
LPF2R or LPF2S 1 1/4"	LPF3R or LPF3S 1 3/4"	LWF2R or LWF2S 1 1/4"		LWF2 1 1/4" LWF3 1 3/4"
1 1/4"	1 3/4"	1 1/4"		1 1/4" 1 3/4"
Base Style	Table Description	Model #	Product Wt	
 T2	42 x 72 Fix	UST2 4272REFX	176	2375 2584
	42 x 84 Fix	UST2 4284REFX	195	2531 2776
	42 x 96 Fix	UST2 4296REFX	214	2618 2880
	48 x 96 Fix	UST2 4896REFX	247	2693 2971
	48 x 120 Fix	UST2 48120REFX	310	3989
	48 x 144 Fix	UST2 48144REFX	354	4441
	48 x 192 Fix	UST2 48192REFX	458	6719
	60 x 120 Fix	UST2 60120REFX	387	3989
	60 x 144 Fix	UST2 60144REFX	449	4732
	60 x 192 Fix	UST2 60192REFX	593	7144

To Order, Specify...

- 1 Model Number
- 2 Top Material
- 3 Edge Style and Thickness
- 4 Edge Color
- 5 Base Color
- 6 Additional Options



Veneer Wood	Veneer 1 1/4" Wood	
Flat	Square	
		
VW2R or VW2S 1 1/4"	VWS2 1 1/4"	VWS3 1 1/4"
Fluted	Fluted	
		
VWF2R or VWF2S 1 1/4"	VWF2 1 1/4"	VWF3 1 1/4"
1 1/4"	1 1/4"	1 1/4"
4631	5026	5195
5028	5466	5652
5385	5865	6075
5786	6308	6517
		8329
		9403
		13305
		8329
		9964
		13282

Base Options

	Code	Price
Stretcher Rail (Finish Same as Base)		
Tables 36" H & Over Require a Stretcher RailBSR	\$ 243
Casters (4), Dual Wheel Black Hard WheelCAS27	\$ 171
Casters (4), Dual Wheel Two-Tone Soft WheelCAS28	\$ 171
Mix, Dual Wheel Casters & GlidesBMD	\$ 163
Self-Leveling Glides (4)GLD04	\$ 49

Finish Options

Chrome	\$ 649
Nickel	\$ 710
Powder Coat, Standard	n/c
Powder Coat, Premium	\$ 165
Platinum	\$ 488

Top Options

Table Link (all four sides)TLK	\$ 251
Table Link (42", 48" or 60" ends only)TLE	\$ 135
Special LaminateTSP	call
Custom Cutout (per cutout)TCC	\$ 120

Power + Data Options

Please reference the Power + Data Price List

Wire Management Options

Basket, Under Top MountWBT	\$ 97
Wire Metal Legway (each)WUL	\$ 64
1 Oval Brush Grommet, Location AWOA	\$ 97
2 Oval Brush Grommets, Location EWOE	\$ 194
1 Oval Brush Grommet, Provide Location PrintWOG	\$ 97
1 Round Grommet, Location AWRA	\$ 76
2 Round Grommets, Location EWRE	\$ 152
1 Round Grommet, Provide Location PrintWRG	\$ 76
Power Hatch (black), Available in 6" incrementsWPH	
24" or less (each)		\$ 256
25" to 48" (each)		\$ 333
49" to 81" (each)		\$ 405

Accessories

Keyboard Platform w/Mouse SurfaceAKP27M	\$ 760
CPU Holder (3" - 9" adjustment)ACPU3-9F	\$ 237
CPU Holder (5" - 8" adjustment)ACPU5-8F	\$ 155
CPU Holder (3" - 5" adjustment)ACPU3F	\$ 155
Table Floor Mount Bracket SetAFB	\$ 57



Questions?

800 876 2120

top >
edge >

edge ordering code >
edge ordering code (square corner) >
top thickness >





edge ordering code >
top thickness >
top thickness price >

Laminate PVC	Laminate Wood	Laminate Reverse Bevel	Laminate 1 1/4" Wood						
Flat	Flat	Acrylic	Square						
LP2R LP3R	LW2R	LMRA2R	LWS2 LWS3						
1 1/4" 1 3/4"	1 1/4"	1 1/4"	1 1/4" 1 3/4"						
Fluted	Fluted		Fluted						
LPF2R LPF3R	LWF2R		LWF2 LWF3						
1 1/4" 1 3/4"	1 1/4"		1 1/4" 1 3/4"						
1 1/4" 1 3/4"		1 1/4"	1 1/4" 1 3/4"						
Base Style	Table Description	Model #	Product Wt						
	Racetrack								
	T1 36 x 72 Fix	UST1 3672RAFX	120	1942	2137	2901	3474	3602	
	36 x 72 Tilt	UST1 3672RATL	130	2281	2473	3237	3809	3942	
	T2 42 x 84 Fix	UST2 4284RAFX	182	2689	2961	4106	4984	5115	
	42 x 96 Fix	UST2 4296RAFX	201	2920	3246	4335	5186	5330	
	48 x 96 Fix	UST2 4896RAFX	217	2967	3310	4472	5399	5538	
	48 x 120 Fix	UST2 48120RAFX	264		4287			6722	
	48 x 144 Fix	UST2 48144RAFX	335		5242			8068	
T1	Oval								
	36 x 72 Fix	UST1 3672OVFX	118	2071	2285	3124	3755	3902	
	36 x 72 Tilt	UST1 3672OVTL	128	2410	2621	3462	4092	4237	
T2	42 x 84 Fix	UST2 4284OVFX	174		3151			5521	
	48 x 96 Fix	UST2 4896OVFX	210		3529			5989	
	48 x 120 Fix	UST2 48120OVFX	252		4608			7286	

To Order, Specify...

- 1 Model Number
- 2 Top Material
- 3 Edge Style and Thickness
- 4 Edge Color
- 5 Base Color
- 6 Additional Options



Veneer Wood	Veneer 1 1/4" Wood	
Flat	Square	
		
VW2R	VWS2	VWS3
1 1/4"	1 1/4"	1 1/4"
Fluted	Fluted	
		
VWF2R	VWF2	VWF3
1 1/4"	1 1/4"	1 1/4"
1 1/4"	1 1/4"	1 1/4"
5636	6187	6381
5972	6528	6722
6825	7462	7728
7414	8115	8421
7589	8314	8598
		9534
		12348
6132	6743	6954
6467	7080	7293
		8393
		9347
		10380

Base Options

	Code	Price
Casters (4), Dual Wheel Black Hard Wheel	CAS27	\$ 171
Casters (4), Dual Wheel Two-Tone Soft Wheel	CAS28	\$ 171
Mix, Dual Wheel Casters & Glides	BMD	\$ 163
Self-Leveling Glides (4)	GLD04	\$ 49

Finish Options

Chrome	\$ 649
Nickel	\$ 710
Powder Coat, Standard	n/c
Powder Coat, Premium	\$ 165
Platinum	\$ 488

Top Options

2-Piece Top (120" Length only)	T2P	\$ 629
Special Laminate	TSP	call
Custom Cutout (per cutout)	TCC	\$ 120

Power + Data Options

Please reference the Power + Data Price List

Wire Management Options

Basket, Under Top Mount	WBT	\$ 97
Wire Metal Legway (each)	WUL	\$ 64
1 Oval Brush Grommet, Location A	WOA	\$ 97
2 Oval Brush Grommets, Location E	WOE	\$ 194
1 Oval Brush Grommet, Provide Location Print	WOG	\$ 97
1 Round Grommet, Location A	WRA	\$ 76
2 Round Grommets, Location E	WRE	\$ 152
1 Round Grommet, Provide Location Print	WRG	\$ 76
Power Hatch (black), Available in 6" increments ...	WPH	
24" or less (each)		\$ 256
25" to 48" (each)		\$ 333
49" to 81" (each)		\$ 405

Accessories

Keyboard Platform w/Mouse Surface	AKP27M	\$ 760
CPU Holder (3" - 9" adjustment)	ACPU3-9F	\$ 237
CPU Holder (5" - 8" adjustment)	ACPU5-8F	\$ 155
CPU Holder (3" - 5" adjustment)	ACPU3F	\$ 155
Table Floor Mount Bracket Set	AFB	\$ 57



Questions?

800 876 2120

top >
edge >

edge ordering code (radius corner) >
or
edge ordering code (square corner) >
top thickness >

edge ordering code (radius corner) >
or
edge ordering code (square corner) >
top thickness >
top thickness price >





Top Material	Edge Style	Top Thickness	Price
Laminate PVC	Flat	1 1/4"	3026 3428
Laminate Wood	Flat	1 3/4"	3055 3457
Laminate Reverse Bevel	Acrylic	1 1/4"	4673 4810
Laminate 1 1/4" Wood	Square	1 1/4"	5665 5830
Laminate PVC	Fluted	1 1/4"	3026 3428
Laminate Wood	Fluted	1 3/4"	3055 3457
Laminate Reverse Bevel	Fluted	1 1/4"	4673 4810
Laminate 1 1/4" Wood	Fluted	1 1/4"	5665 5830

Base Style	Table Description	Model #	Product Wt
 T2	30 x 42 x 96 Fix	UST2 3096BTFX	214
	36 x 48 x 96 Fix	UST2 3696BTFX	236
	36 x 48 x 120 Fix	UST2 36120BTFX	310
	36 x 48 x 144 Fix	UST2 36144BTFX	354

To Order, Specify...

- 1 Model Number
- 2 Top Material
- 3 Edge Style and Thickness
- 4 Edge Color
- 5 Base Color
- 6 Additional Options



Veneer Wood	Veneer 1 1/4" Wood	
Flat	Square	
		
VW2R or VW2S 1 1/4"	VWS2 1 1/4"	VWS3 1 1/4"
Fluted	Fluted	
		
VWF2R or VWF2S 1 1/4"	VWF2 1 1/4"	VWF3 1 1/4"
1 1/4"	1 1/4"	1 1/4"
8111	8894	9227
8303	9106	9423
		10985
		13387

Base Options

	Code	Price
Casters (4), Dual Wheel Black Hard Wheel	CAS27	\$ 171
Casters (4), Dual Wheel Two-Tone Soft Wheel ...	CAS28	\$ 171
Mix, Dual Wheel Casters & Glides	BMD	\$ 163
Self-Leveling Glides (4)	GLD04	\$ 49

Finish Options

Chrome	\$ 649
Nickel	\$ 710
Powder Coat, Standard	n/c
Powder Coat, Premium	\$ 165
Platinum	\$ 488

Top Options

2-Piece Top (120" length only)	T2P	\$ 629
Special Laminate	TSP	call
Custom Cutout (per cutout)	TCC	\$ 120

Power + Data Options

Please reference the Power + Data Price List

Wire Management Options

Basket, Under Top Mount	WBT	\$ 97
Wire Metal Legway (each)	WUL	\$ 64
1 Oval Brush Grommet, Provide Location Print	WOG	\$ 97
1 Round Grommet, Provide Location Print	WRG	\$ 76
Power Hatch (black), Available in 6" increments ...	WPH	
24" or less (each)		\$ 256
25" to 48" (each)		\$ 333
49" to 81" (each)		\$ 405

Accessories

Keyboard Platform w/Mouse Surface	AKP27M	\$ 760
CPU Holder (3" - 9" adjustment)	ACPU3-9F	\$ 237
CPU Holder (5" - 8" adjustment)	ACPU5-8F	\$ 155
CPU Holder (3" - 5" adjustment)	ACPU3F	\$ 155
Table Floor Mount Bracket Set	AFB	\$ 57










Questions?




800 876 2120

top >
edge >

edge ordering code (radius corner) >
or
edge ordering code (square corner) >
top thickness >

edge ordering code (radius corner) >
or
edge ordering code (square corner) >
top thickness >
top thickness price >





Laminate PVC	Laminate Wood	Laminate Reverse Bevel	Laminate 1 1/4" Wood
Flat 	Flat 	Acrylic 	Square 
LP2R or LP2S 1 1/4"	LP3R or LP3S 1 3/4"	LW2R or LW2S 1 1/4"	LMRA2R or LMRA2S 1 1/4"
Fluted 	Fluted 		Fluted 
LPF2R or LPF2S 1 1/4"	LPF3R or LPF3S 1 3/4"	LWF2R or LWF2S 1 1/4"	LWS2 1 1/4"
			LWS3 1 3/4"
1 1/4"	1 3/4"	1 1/4"	1 1/4"
			1 3/4"

Base Style	Table Description	Model #	Product Wt
 TI	36 x 48 Split Rect Fix	USTI 3648RSFX	137
	36 x 60 Split Rect Fix	USTI 3660RSFX	147
	36 x 72 Split Rect Fix	USTI 3672RSFX	158
 TC	36 x 48 Split Rect Fix	USTC 3648RSFX	137
	36 x 60 Split Rect Fix	USTC 3660RSFX	147
	36 x 72 Split Rect Fix	USTC 3672RSFX	158
 LI	36 x 48 Split Rect Fix	USLI 3648RSFX	137
	36 x 60 Split Rect Fix	USLI 3660RSFX	147
	36 x 72 Split Rect Fix	USLI 3672RSFX	158

To Order, Specify...

- 1 Model Number
- 2 Top Material
- 3 Edge Style and Thickness
- 4 Edge Color
- 5 Base Color
- 6 Additional Options



Veneer Wood	Veneer 1 1/4" Wood
Flat	Square
	
VW2R or VW2S 1 1/4"	VWS2 1 1/4" VWS3 1 3/4"
Fluted	Fluted
	
VWF2R or VWF2S 1 1/4"	VWF2 1 1/4" VWF3 1 3/4"
1 1/4"	1 1/4" 1 3/4"
5781	6184
6222	6671
6733	7239
5781	6184
6222	6671
6733	7239
5781	6184
6222	6671
6733	7239

Base Options

	Code	Price
Casters (4), Dual Wheel Black Hard Wheel	CAS27	\$ 171
Casters (4), Dual Wheel Two-Tone Soft Wheel ...	CAS28	\$ 171
Mix, Dual Wheel Casters & Glides	BMD	\$ 163
Self-Leveling Glides (4)	GLD04	\$ 49

Finish Options

Chrome	\$ 649
Nickel	\$ 710
Powder Coat, Standard	n/c
Powder Coat, Premium	\$ 165
Platinum	\$ 488

Top Options

Table Link	TLK	\$ 251
Special Laminate	TSP	call
Custom Cutout (per cutout)	TCC	\$ 120

Power + Data Options

Please reference the Power + Data Price List

Wire Management Options

Basket, Under Top Mount	WBT	\$ 97
Wire Metal Legway (each)	WUL	\$ 64
1 Oval Brush Grommet, Location A	WOA	\$ 97
2 Oval Brush Grommets, Location E	WOE	\$ 194
1 Oval Brush Grommet, Provide Location Print	WOG	\$ 97
1 Round Grommet, Location A	WRA	\$ 76
2 Round Grommets, Location E	WRE	\$ 152
1 Round Grommet, Provide Location Print	WRG	\$ 76

Accessories

Keyboard Platform w/Mouse Surface	AKP27M	\$ 760
CPU Holder (3" - 9" adjustment)	ACPU3-9F	\$ 237
CPU Holder (5" - 8" adjustment)	ACPU5-8F	\$ 155
CPU Holder (3" - 5" adjustment)	ACPU3F	\$ 155
Table Floor Mount Bracket Set	AFB	\$ 57



Questions?

800 876 2120

top >
edge >

edge ordering code (radius corner) >
or
edge ordering code (square corner) >
top thickness >

edge ordering code (radius corner) >
or
edge ordering code (square corner) >
top thickness >

top thickness price >





top > edge >	Laminate PVC	Laminate Wood	Laminate Reverse Bevel	Laminate 1 1/4" Wood
	Flat LP2R or LP2S 1 1/4" LP3R or LP3S 1 3/4"	Flat LW2R or LW2S 1 1/4"	Acrylic LMRA2R or LMRA2S 1 1/4"	Square LWS2 1 1/4" LWS3 1 3/4"
	Fluted LPF2R or LPF2S 1 1/4" LPF3R or LPF3S 1 3/4"	Fluted LWF2R or LWF2S 1 1/4"		Fluted LWF2 1 1/4" LWF3 1 3/4"
	1 1/4"	1 3/4"	1 1/4"	1 1/4" 1 3/4"

Base Style	Table Description	Model #	Product Wt	1 1/4"	1 3/4"	1 1/4"	1 1/4"	1 3/4"
 TI	24 x 24 x 24 x 48 Fix	USTI 2448TZFX	63	1295	1399		1790	2134 2181
	24 x 24 x 24 x 48 Slim-Tilt	USTI 2448TZST	73	1631	1740		2127	2470 2517
	24 x 48 x 24 x 72 Fix	USTI 2472TZFX	66	1550	1675		2184	2618 2664
	24 x 48 x 24 x 72 Slim-Tilt	USTI 2472TZST	76	1888	2014		2520	2954 3001
	30 x 30 x 30 x 60 Fix	USTI 3060TZFX	84	1484	1670		2150	2606 2684
	30 x 30 x 30 x 60 Slim-Tilt	USTI 3060TZST	94	1818	2010		2488	2944 3021
 TC	36 x 36 x 36 x 72 Fix	USTI 3672TZFX	119	1730	1962		2557	3122 3207
	36 x 36 x 36 x 72 Tilt	USTI 3672TZTL	129	2070	2298		2896	3458 3545
	24 x 24 x 24 x 48 Fix	USTC 2448TZFX	63	1295	1399		1790	2134 2181
	24 x 24 x 24 x 48 Slim-Tilt	USTC 2448TZST	73	1631	1740		2127	2470 2517
	24 x 48 x 24 x 72 Fix	USTC 2472TZFX	66	1550	1675		2184	2618 2664
	24 x 48 x 24 x 72 Slim-Tilt	USTC 2472TZST	76	1888	2014		2520	2954 3001
 LI	30 x 30 x 30 x 60 Fix	USTC 3060TZFX	84	1484	1670		2150	2606 2684
	30 x 30 x 30 x 60 Slim-Tilt	USTC 3060TZST	94	1818	2010		2488	2944 3021
	36 x 36 x 36 x 72 Fix	USTC 3672TZFX	119	1730	1962		2557	3122 3207
	36 x 36 x 36 x 72 Tilt	USTC 3672TZTL	129	2070	2298		2896	3458 3545
 LI	24 x 24 x 24 x 48 Fix	USLI 2448TZFX	63	1295	1399		1790	2134 2181
	24 x 48 x 24 x 72 Fix	USLI 2472TZFX	66	1550	1675		2184	2618 2664
	30 x 30 x 30 x 60 Fix	USLI 3060TZFX	84	1484	1670		2150	2606 2684
	36 x 36 x 36 x 72 Fix	USLI 3672TZFX	119	1730	1962		2557	3122 3207

To Order, Specify...

- 1 Model Number
- 2 Top Material
- 3 Edge Style and Thickness
- 4 Edge Color
- 5 Base Color
- 6 Additional Options



Veneer Wood	Veneer 1/4" Wood	
Flat	Square	
		
VW2R or VW2S 1 1/4"	VWS2 1 1/4"	VWS3 1 3/4"
Fluted	Fluted	
		
VWF2R or VWF2S 1 1/4"	VWF2 1 1/4"	VWF3 1 3/4"
1 1/4"	1 1/4"	1 3/4"
3139	3420	3512
3477	3755	3850
3599	3932	4092
3938	4268	4431
3478	3796	3906
3817	4132	4243
3938	4303	4441
4279	4641	4779
3139	3420	3512
3477	3755	3850
3599	3932	4092
3938	4268	4431
3478	3796	3906
3817	4132	4243
3938	4303	4441
4279	4641	4779
3139	3420	3512
3599	3932	4092
3478	3796	3906
3938	4303	4441

Base Options

	Code	Price
Alternate Table Height 32" & Under.....	BAH	\$ 100
Alternate Table Height 32" & Over.....	BSP	\$ call
Casters (4), Dual Wheel Black Hard Wheel.....	CAS27	\$ 171
Casters (4), Dual Wheel Two-Tone Soft Wheel....	CAS28	\$ 171
Mix, Dual Wheel Casters & Glides.....	BMD	\$ 163
Self-Leveling Glides (4).....	GLD04	\$ 49

Finish Options

Chrome.....	\$ 649
Nickel.....	\$ 710
Powder Coat, Standard.....	n/c
Powder Coat, Premium.....	\$ 165
Platinum.....	\$ 488

Top Options

Table Link.....	TLK	\$ 251
Special Laminate.....	TSP	call
Custom Cutout (per cutout).....	TCC	\$ 120

Power + Data Options

Please reference the Power + Data Price List

Wire Management Options

Basket, Under Top Mount.....	WBT	\$ 97
Wire Metal Legway (each).....	WUL	\$ 64
1 Oval Brush Grommet, Location A.....	WOA	\$ 97
2 Oval Brush Grommets, Location E.....	WOE	\$ 194
1 Oval Brush Grommet, Provide Location Print.....	WOG	\$ 97
1 Round Grommet, Location A.....	WRA	\$ 76
2 Round Grommets, Location E.....	WRE	\$ 152
1 Round Grommet, Provide Location Print.....	WRG	\$ 76

Accessories

Keyboard Platform w/Mouse Surface.....	AKP27M	\$ 760
CPU Holder (3" - 9" adjustment).....	ACPU3-9F	\$ 237
CPU Holder (5" - 8" adjustment).....	ACPU5-8F	\$ 155
CPU Holder (3" - 5" adjustment).....	ACPU3F	\$ 155
Table Floor Mount Bracket Set.....	AFB	\$ 57



Questions?

800 876 2120

top >
edge >

edge ordering code (radius corner) >
or
edge ordering code (square corner) >
top thickness >

edge ordering code (radius corner) >
or
edge ordering code (square corner) >
top thickness >

top thickness price >





Laminate PVC	Laminate Wood	Laminate Reverse Bevel	Laminate 1 1/4" Wood	
Flat	Flat	Acrylic	Square	
LP2R or LP2S 1 1/4"	LP3R or LP3S 1 3/4"	LW2R or LW2S 1 1/4"	LMRA2R or LMRA2S 1 1/4"	LWS2 1 1/4" LWS3 1 3/4"
Fluted	Fluted		Fluted	
LPF2R or LPF2S 1 1/4"	LPF3R or LPF3S 1 3/4"	LWF2R or LWF2S 1 1/4"		LWF2 1 1/4" LWF3 1 3/4"
1 1/4"	1 3/4"	1 1/4"	1 1/4"	1 3/4"

Base Style	Table Description	Model #	Product Wt
 TI	24 x 48 x 75 Fix	USTI 2475CTFX	101
	24 x 60 x 94 Fix	USTI 2494CTFX	126
	30 x 60 x 94 Fix	USTI 3094CTFX	138
	36 x 72 x 113 Fix	USTI 36113CTFX	175
 TC	24 x 48 x 75 Fix	USTC 2475CTFX	101
	24 x 60 x 94 Fix	USTC 2494CTFX	126
	30 x 60 x 94 Fix	USTC 3094CTFX	138
	36 x 72 x 113 Fix	USTC 36113CTFX	175
 LI	24 x 48 x 75 Fix	USLI 2475CTFX	101

To Order, Specify...

- ① Model Number
- ② Top Material
- ③ Edge Style and Thickness
- ④ Edge Color
- ⑤ Base Color
- ⑥ Additional Options



Veneer Wood	Veneer 1 1/4" Wood	
Flat	Square	
		
VW2R or VW2S 1 1/4"	VWS2 1 1/4"	VWS3 1 1/4"
Fluted	Fluted	
		
VWF2R or VWF2S 1 1/4"	VWF2 1 1/4"	VWF3 1 1/4"
1 1/4"	1 1/4"	1 1/4"
3582	3907	4113
5067	5559	5713
4367	4781	4966
5859	6436	6802
3582	3907	4113
5067	5559	5713
4367	4781	4966
5859	6436	6802
3582	3907	4113

Base Options

	Code	Price
Alternate Table Height 32" & Under.....	BAH	\$ 100
Alternate Table Height 32" & Over.....	BSP	\$ call
Casters (4), Dual Wheel Black Hard Wheel.....	CAS27	\$ 171
Casters (4), Dual Wheel Two-Tone Soft Wheel.....	CAS28	\$ 171
Mix, Dual Wheel Casters & Glides.....	BMD	\$ 163
Self-Leveling Glides (4).....	GLD04	\$ 49

Finish Options

Chrome.....	\$ 649
Nickel.....	\$ 710
Powder Coat, Standard.....	n/c
Powder Coat, Premium.....	\$ 165
Platinum.....	\$ 488

Top Options

Table Link.....	TLK	\$ 251
Special Laminate.....	TSP	call
Custom Cutout (per cutout).....	TCC	\$ 120

Power + Data Options

Please reference the Power + Data Price List

Wire Management Options

Basket, Under Top Mount.....	WBT	\$ 97
Wire Metal Legway (each).....	WUL	\$ 64
1 Oval Brush Grommet, Provide Location Print.....	WOG	\$ 97
1 Round Grommet, Provide Location Print.....	WRG	\$ 76

Accessories

Keyboard Platform w/Mouse Surface.....	AKP27M	\$ 760
Table Floor Mount Bracket Set.....	AFB	\$ 57



Questions?








800 876 2120




top >
edge >

edge ordering code (radius corner) >
or
edge ordering code (square corner) >
top thickness >

edge ordering code (radius corner) >
or
edge ordering code (square corner) >
top thickness >

top thickness price >





top > edge >	Laminate PVC	Laminate Wood	Laminate Reverse Bevel	Laminate 1 1/4" Wood
	Flat 	Flat 	Acrylic 	Square 
	LP2R or LP2S 1 1/4"	LP3R or LP3S 1 3/4"	LW2R or LW2S 1 1/4"	LMRA2R or LMRA2S 1 1/4"
	LWS2 1 1/4"	LWS3 1 3/4"		
	Fluted 	Fluted 		Fluted 
	LPF2R or LPF2S 1 1/4"	LPF3R or LPF3S 1 3/4"	LWF2R or LWF2S 1 1/4"	LWF2 1 1/4"
	LWF3 1 3/4"			
	1 1/4"	1 3/4"	1 1/4"	1 1/4" 1 3/4"

Base Style	Table Description	Model #	Product Wt
 TI	24 x 48 Fix	USTI 2448HFFX	59
	30 x 60 Fix	USTI 3060HFFX	81
	30 x 60 Slim-Tilt	USTI 3060HFST	91
	36 x 72 Fix	USTI 3672HFFX	108
	36 x 72 Slim-Tilt	USTI 3672HFST	118
 TC	24 x 48 Fix	USTC 2448HFFX	59
	30 x 60 Fix	USTC 3060HFFX	81
	30 x 60 Tilt	USTC 3060HFTL	91
	36 x 72 Fix	USTC 3672HFFX	108
	36 x 72 Tilt	USTC 3672HFTL	118
 LI	24 x 48 Fix	USLI 2448HFFX	59
	30 x 60 Fix	USLI 3060HFFX	81
	36 x 72 Fix	USLI 3672HFFX	108

To Order, Specify...

- 1 Model Number
- 2 Top Material
- 3 Edge Style and Thickness
- 4 Edge Color
- 5 Base Color
- 6 Additional Options



Veneer Wood	Veneer 1 1/4" Wood	
Flat	Square	
		
VW2R or VW2S 1 1/4"	VWS2 1 1/4"	VWS3 1 1/4"
Fluted	Fluted	
		
VWF2R or VWF2S 1 1/4"	VWF2 1 1/4"	VWF3 1 1/4"
1 1/4"	1 1/4"	1 1/4"
2558	2775	2918
3026	3295	3478
3344	3613	3799
3600	3934	4162
3918	4252	4480
2558	2775	2918
3026	3295	3478
3344	3613	3799
3600	3934	4162
3918	4252	4480
2558	2775	2918
3026	3295	3478
3600	3934	4162

Base Options

	Code	Price
Alternate Table Height 32" & Under.....	BAH	\$ 100
Alternate Table Height 32" & Over.....	BSP	\$ call
Casters (4), Dual Wheel Black Hard Wheel.....	CAS27	\$ 171
Casters (4), Dual Wheel Two-Tone Soft Wheel....	CAS28	\$ 171
Mix, Dual Wheel Casters & Glides.....	BMD	\$ 163
Self-Leveling Glides (4).....	GLD04	\$ 49

Finish Options

Chrome.....	\$ 649
Nickel.....	\$ 710
Powder Coat, Standard.....	n/c
Powder Coat, Premium.....	\$ 165
Platinum.....	\$ 488

Top Options

Table Link.....	TLK	\$ 251
Special Laminate.....	TSP	call
Custom Cutout (per cutout).....	TCC	\$ 120

Power + Data Options

Please reference the Power + Data Price List

Wire Management Options

Basket, Under Top Mount.....	WBT	\$ 97
Wire Metal Legway (each).....	WUL	\$ 64
1 Oval Brush Grommet, Provide Location Print.....	WOG	\$ 97
1 Round Grommet, Provide Location Print.....	WRG	\$ 76

Accessories

Keyboard Platform w/Mouse Surface.....	AKP27M	\$ 760
CPU Holder (3" - 9" adjustment).....	ACPU3-9F	\$ 237
CPU Holder (5" - 8" adjustment).....	ACPU5-8F	\$ 155
CPU Holder (3" - 5" adjustment).....	ACPU3F	\$ 155
Table Floor Mount Bracket Set.....	AFB	\$ 57



Questions?











800 876 2120

top >
edge >

edge ordering code (radius corner) >
or
edge ordering code (square corner) >
top thickness >

edge ordering code (radius corner) >
or
edge ordering code (square corner) >
top thickness >





top thickness price >

Base Style	Table Description	Model #	Product Wt	Laminate PVC	Laminate Wood	Laminate Reverse Bevel	Laminate 1 1/4" Wood
				Flat  LP2R or LP2S 1 1/4" LP3R or LP3S 1 3/4"	Flat  LW2R or LW2S 1 1/4"	Acrylic  LMRA2R or LMRA2S 1 1/4"	Square  LWS2 1 1/4" LWS3 1 3/4"
				Fluted  LPF2R or LPF2S 1 1/4" LPF3R or LPF3S 1 3/4"	Fluted  LWF2R or LWF2S 1 1/4"		Fluted  LWF2 1 1/4" LWF3 1 3/4"
				1 1/4"	1 3/4"	1 1/4"	1 1/4" 1 3/4"
NB	24 No Base (link included)	USNB 24QR	21	712 830		980	1176 1216
TI 	30 Fix (link included)	USTI 30QRFX	49	1081 1217		1421	1658 1715
	30 Tilt (link included)	USTI 30QRTL	54	1243 1375		1580	1815 1875
	36 Fix (link included)	USTI 36QRFX	71	1165 1331		1592	1888 1937
	36 Tilt (link included)	USTI 36QRTL	76	1326 1489		1753	2046 2097
TC 	30 Fix (link included)	USTC 30QRFX	49	1081 1217		1421	1658 1715
	30 Tilt (link included)	USTC 30QRTL	54	1243 1375		1580	1815 1875
	36 Fix (link included)	USTC 36QRFX	71	1165 1331		1592	1888 1937
	36 Tilt (link included)	USTC 36QRTL	76	1326 1489		1753	2046 2097
LI 	30 Fix (link included)	USLI 30QRFX	49	1081 1217		1421	1658 1715
	36 Fix (link included)	USLI 36QRFX	71	1165 1331		1592	1888 1937

To Order, Specify...

- 1 Model Number
- 2 Top Material
- 3 Edge Style and Thickness
- 4 Edge Color
- 5 Base Color
- 6 Additional Options



Veneer Wood	Veneer 1 1/4" Wood	
Flat	Square	
		
VW2R or VW2S 1 1/4"	VWS2 1 1/4"	VWS3 1 1/4"
Fluted	Fluted	
		
VWF2R or VWF2S 1 1/4"	VWF2 1 1/4"	VWF3 1 1/4"
1 1/4"	1 1/4"	1 1/4"
1625	1778	1822
2121	2297	2414
2282	2459	2576
2340	2537	2741
2495	2696	2900
2121	2297	2414
2282	2459	2576
2340	2537	2741
2495	2696	2900
2121	2297	2414
2340	2537	2741

Base Options

	Code	Price
Alternate Table Height 32" & Under.....	BAH	\$ 100
Alternate Table Height 32" & Over.....	BSP	\$ call
Casters (4), Dual Wheel Black Hard Wheel.....	CAS27	\$ 171
Casters (4), Dual Wheel Two-Tone Soft Wheel....	CAS28	\$ 171
Mix, Dual Wheel Casters & Glides.....	BMD	\$ 163
Self-Leveling Glides (4).....	GLD04	\$ 49

Finish Options

Chrome.....	\$ 649
Nickel.....	\$ 710
Powder Coat, Standard.....	n/c
Powder Coat, Premium.....	\$ 165
Platinum.....	\$ 488

Top Options

Special Laminate.....	TSP	call
Custom Cutout (per cutout).....	TCC	\$ 120

Power + Data Options

Please reference the Power + Data Price List

Wire Management Options

Basket, Under Top Mount.....	WBT	\$ 97
Wire Metal Legway (each).....	WUL	\$ 64
1 Oval Brush Grommet, Provide Location Print.....	WOG	\$ 97
1 Round Grommet, Provide Location Print.....	WRG	\$ 76

Accessories

Table Floor Mount Bracket Set.....	AFB	\$ 57
------------------------------------	-----	-------



Questions?





800 876 2120

Base Style	Table Description	Model #	Product Wt	top > edge >		Laminate PVC	Laminate Wood	Laminate Reverse Bevel	Laminate 1 1/4" Wood
				edge ordering code (radius corner) > or edge ordering code (square corner) > top thickness >	edge ordering code (radius corner) > or edge ordering code (square corner) > top thickness >	edge ordering code (radius corner) > or edge ordering code (square corner) > top thickness >	edge ordering code (radius corner) > or edge ordering code (square corner) > top thickness >	edge ordering code (radius corner) > or edge ordering code (square corner) > top thickness >	edge ordering code (radius corner) > or edge ordering code (square corner) > top thickness >
				1 1/4"	1 3/4"	1 1/4"		1 1/4"	1 1/4"
NB	18° Wedge								
	24 No Base (link included)	USNB 18D24WG	15	797	883			1135	1372 1406
	30 No Base (link included)	USNB 18D30WG	28	847	933			1363	1716 1763
	36 No Base (link included)	USNB 18D36WG	36	857	994			1418	1803 1860
	30° Wedge								
	24 No Base (link included)	USNB 30D24WG	17	797	883			1135	1372 1406
	30 No Base (link included)	USNB 30D30WG	30	847	933			1363	1716 1763
	36 No Base (link included)	USNB 30D36WG	38	857	994			1418	1803 1860
	45° Wedge								
	24 No Base (link included)	USNB 45D24WG	19	797	883			1135	1372 1406
	30 No Base (link included)	USNB 45D30WG	32	847	933			1363	1716 1763
	60° Wedge								
	24 No Base (link included)	USNB 60D24WG	20	797	883			1135	1372 1406
	90° Wedge								
	24 No Base (link included)	USNB 90D24WG	22	797	883			1135	1372 1406

To Order, Specify...

- 1 Model Number
- 2 Top Material
- 3 Edge Style and Thickness
- 4 Edge Color
- 5 Additional Options



Veneer Wood	Veneer 1 1/4" Wood
Flat	Square
	
VW2R or VW2S 1 1/4"	VWS2 VWS3 1 1/4" 1 3/4"
Fluted	Fluted
	
VWF2R or VWF2S 1 1/4"	VWF2 VWF3 1 1/4" 1 3/4"
1 1/4"	1 1/4" 1 3/4"
2462	2706 2885
3097	3416 3840
3885	4287 4493
2462	2706 2885
3097	3416 3840
3885	4287 4493
2462	2706 2885
3097	3416 3840
2462	2706 2885
2462	2706 2885

Top Options

Special Laminate.....TSP call
Custom Cutout (per cutout).....TCC \$ 120



Questions?

800 876 2120

⊕ Indicates Number of Bases

edge ordering code (radius corner) >
or
edge ordering code (square corner) >
top thickness >

edge ordering code (radius corner) >
or
edge ordering code (square corner) >
top thickness >

top thickness price >





top >
edge >

Laminate PVC	Laminate Wood	Laminate Reverse Bevel	Laminate 1 1/4" Wood							
Flat	Flat	Acrylic	Square							
LP2R or LP2S 1 1/4"	LP3R or LP3S 1 3/4"	LW2R or LW2S 1 1/4"	LMRA2R or LMRA2S 1 1/4"	LWS2 or LWS3 1 1/4"						
Fluted	Fluted		Fluted							
LPF2R or LPF2S 1 1/4"	LPF3R or LPF3S 1 3/4"	LWF2R or LWF2S 1 1/4"	LWF2 1 1/4"	LWF3 1 3/4"						
1 1/4"	1 3/4"	1 1/4"	1 1/4"	1 3/4"						
Base Style	Table Description	Model #	Product Wt							
	T1 45° Wedge	36 Fix (link included)	USTI 45D36WGF [Ⓛ]	68	1210	1348	1772	2154	2209	
		36 Tilt (link included)	USTI 45D36WGT [Ⓛ]	73	1380	1519	1938	2320	2380	
	T1 60° Wedge	30 Fix (link included)	USTI 60D30WGF [Ⓛ]	39	1196	1286	1714	2069	2114	
		30 Tilt (link included)	USTI 60D30WGT [Ⓛ]	44	1365	1455	1882	2235	2282	
		36 Fix (link included)	USTI 60D36WGF [Ⓛ]	46	1202	1288	1715	2070	2117	
		36 Tilt (link included)	USTI 60D36WGT [Ⓛ]	51	1370	1456	1886	2236	2285	
	T1 90° Wedge	30 Fix (link included)	USTI 90D30WGF [Ⓛ]	41	1196	1286	1714	2069	2114	
		30 Tilt (link included)	USTI 90D30WGT [Ⓛ]	46	1365	1455	1882	2235	2282	
		36 Fix (link included)	USTI 90D36WGF [Ⓛ]	48	1202	1288	1715	2070	2117	
		36 Tilt (link included)	USTI 90D36WGT [Ⓛ]	53	1370	1456	1886	2236	2285	
		TC 45° Wedge	36 Fix (link included)	USTC 45D36WGF [Ⓛ]	68	1210	1348	1772	2154	2209
			36 Tilt (link included)	USTC 45D36WGT [Ⓛ]	73	1380	1519	1938	2320	2380
TC 60° Wedge		30 Fix (link included)	USTC 60D30WGF [Ⓛ]	39	1196	1286	1714	2069	2114	
		30 Tilt (link included)	USTC 60D30WGT [Ⓛ]	44	1365	1455	1882	2235	2282	
		36 Fix (link included)	USTC 60D36WGF [Ⓛ]	46	1202	1288	1715	2070	2117	
		36 Tilt (link included)	USTC 60D36WGT [Ⓛ]	51	1370	1456	1886	2236	2285	
TC 90° Wedge		30 Fix (link included)	USTC 90D30WGF [Ⓛ]	41	1196	1286	1714	2069	2114	
		30 Tilt (link included)	USTC 90D30WGT [Ⓛ]	46	1365	1455	1882	2235	2282	
		36 Fix (link included)	USTC 90D36WGF [Ⓛ]	48	1202	1288	1715	2070	2117	
		36 Tilt (link included)	USTC 90D36WGT [Ⓛ]	53	1370	1456	1886	2236	2285	

To Order, Specify...

- ① Model Number
- ② Top Material
- ③ Edge Style and Thickness
- ④ Edge Color
- ⑤ Base Color
- ⑥ Additional Options



Veneer Wood	Veneer 1 1/4" Wood	
Flat	Square	
		
VW2R or VW2S 1 1/4"	VWS2 1 1/4"	VWS3 1 3/4"
Fluted	Fluted	
		
VWF2R or VWF2S 1 1/4"	VWF2 1 1/4"	VWF3 1 3/4"
1 1/4"	1 1/4"	1 3/4"
4448	4878	5083
4616	5049	5250
3659	4003	4428
3827	4171	4596
3660	4004	4431
3829	4172	4599
3659	4003	4428
3827	4171	4596
3660	4004	4431
3829	4172	4599
4448	4878	5083
4616	5049	5250
3659	4003	4428
3827	4171	4596
3660	4004	4431
3829	4172	4599

Base Options

	Code	Price
Alternate Table Height 32" & Under.....	BAH	\$ 100
Alternate Table Height 32" & Over.....	BSP	\$ call
Casters (2), Dual Wheel Black Hard Wheel.....	CAS27	\$ 171
Casters (2), Dual Wheel Two-Tone Soft Wheel....	CAS28	\$ 171
Self-Leveling Glides (4).....	GLD04	\$ 49

Finish Options

Chrome	\$ 649
Nickel.....	\$ 710
Powder Coat, Standard	n/c
Powder Coat, Premium.....	\$ 165
Platinum.....	\$ 488

Top Options

Special Laminate.....	TSP	call
Custom Cutout (per cutout)	TCC	\$ 120

Accessories

Table Floor Mount Bracket Set.....	AFB	\$ 57
------------------------------------	-----	-------


Tops

Vela tables are available in various top shapes and sizes, in laminate or veneer with a $\frac{7}{8}$ " or $1\frac{1}{4}$ " edge thickness.

Bases

Numerous base styles including X1, X1S, X4, T1, TC, T2 and Y3 are available. Many are offered with fixed, folding, tilt and slim-tilt functions.

Table Heights

Round and square tables are standard in 29" or 42" table heights. Additional top shapes are standard in 29" table height.

Features + Options

Tables are standard with nylon adjustable glides. Optional casters and table link are available where applicable. Additional options are available, refer to Options pages.

Power + Data

To complete your specification, power and data along with wire management options can be added to your table. Refer to the Power + Data Price List.

Quickship Program

Available for select products in the Vela series, see pricing pages. Tables must be specified with a laminate top, either a PVC edge or a flat wood edge and powder coat base finish.

The Versteel Quickship Program consists of up to 50 tables, 25 tables with modesty panels or 100 chairs in 10 working days from time of order (received by 12pm EST). Orders must be accompanied by final material and finish specifications for order entry. They must be clearly marked "Quickship" and consist of products from the program. Quickship orders cannot be changed or cancelled, and credit approval must be acquired within 24 hours.

For additional information see Versteel.com.

Laminate and Veneer, Standard Core Construction

The standard top construction consists of 45-50 lb particleboard, surfaced with a high pressure laminate or plain sliced veneer face. A backer sheet is laminated to the underside of the top. Tops are shipped pre-drilled for field installation of bases and accessories.



PVC Flat or Fluted Edge

Edge of 2mm PVC hot melt banded to the top with 1/8" radius at the top and bottom. Available with 1 1/2" radius corners or square corners.

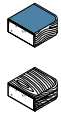
Offered in twenty-one (21) standard colors.



Convex T-Mold Edge

Edge of 5/16" thick solid vinyl convex t-mold with 1 1/2" radius corners.

Offered in four (4) standard colors.



Wood Flat or Fluted Edge

Wood banding hot melt banded to the top with 1/8" radius at the top and bottom. Available with 1 1/2" radius corners or square corners.

Offered in Ash, Cherry, Maple or Walnut materials.



Bumper Edge

Exposed ply core banding with rubberized 5/16" width bumper in the center of profile. Corners with 1 1/2" radius are available on tables with 1 1/4" edge thickness.

Offered in black bumper standard color.



Reverse Bevel Acrylic

Edge of 2mm acrylic edge banding hot melt banded to MDF core. A reverse bevel is then cut into the edge exposing the MDF on the reverse bevel. The MDF is then clear coated.



Wood Square or Fluted Edge

Edge of 1 1/4" wide solid wood with softened top and bottom edges, and square, softened mitered corners.

Offered in Ash, Cherry, Maple or Walnut materials.



Wood Bullnose Edge

Edge of 1 1/4" wide solid wood with a full bullnose edge, and 1" radius mitered corners.

Offered in Ash, Cherry, Maple or Walnut materials.



Wood Reverse Bevel Edge

Edge of 2" wide solid wood designed with a reverse sloped edge on one side and a flat wood edge on the remaining three sides for all Entourage cabinets. When specified on Elements Conference the reverse bevel detail will be on all four sides with mitered corners. Available on 1 1/4" edge thicknesses.

Offered in Ash, Cherry, Maple or Walnut materials.



Wood Ergo Edge

Edge of 1 3/4" wide (on 7/8" thick tops) or 2 1/2" wide (on 1 1/4" thick tops) solid wood designed with a sloped edge for added comfort with softened, mitered corners.

Offered in Ash, Cherry, Maple or Walnut materials.



Urethane Ergo Edge (User Side)

Edge of 1 3/4" wide molded urethane designed with a sloped ergonomic edge on one side and a 1/4" wide square urethane edge on the remaining three sides. Corners are square. Available on 7/8" edge thicknesses.

Urethane offered in ten (10) colors.



Urethane/PVC Ergo Edge (User Side)

Edge of 1 3/4" wide molded urethane designed with a sloped ergonomic edge on one side and a 2mm PVC flat edge on the remaining sides. PVC corners are available in square or radius on 7/8" and 1 1/4" edge thicknesses.

Urethane offered in ten (10) colors with coordinating PVC colors.

Shipping Schedule

Standard Items

Laminate, Convex T-Mold Edge	3-5 WEEKS
Laminate, PVC Edge	3-5 WEEKS
Laminate, Wood Edge	3-5 WEEKS
Laminate, Urethane Edge	6-8 WEEKS
Veneer, Wood Edge	6-8 WEEKS
Quickship Products	10 WORKING DAYS

Contact Versteel Customer Service for special lead time requests.

BIFMA

All Versteel products are constructed to pass the relevant ANSI/BIFMA standards. For more detailed specifications by series and base style, contact Versteel Customer Service at 800.876.2120.

Additional information regarding warranty, terms and conditions, shipping, care and maintenance, etc. can be found in the All Tables price list.

To Order, Specify...

- 1 Model Number, include top and edge style
- 2 Top Material
 - a. Laminate manufacturer and color
 - b. Veneer species and finish color
- 3 Edge Color
- 4 Base Color
- 5 Additional Options

base model					finish selections			options			
VE	T1	2472	RE	FX	LP2S	TW D321-60	CSNO	PALY	CAS29	WML	PALY
series	base style	top size	top shape	table function	top, edge & corner	top laminate manufacturer & laminate color	edge color	base color	base options	wire options	finish selection

A **VET12472REFX LP2S** is a Vela series 24" x 72" rectangle table with fixed bases, a laminate 1/4" thick top with a PVC edge and square corners.

The codes **TW D321-60 / CSNO / PALY** specify a Wilsonart D321-60 Brittany Blue laminate, Snow PVC and Alloy bases.

CAS29 / WML PALY add casters and a pair of wire mesh legways in Alloy.

Model Number VET12472REFX LP2S

Orders may be sent via
Mailing Address

Versteel
 2332 Cathy Lane
 Jasper IN 47546

Contact Versteel

Email contact@versteel.com
Phone 800 876 2120
 812 634 2120
Fax 812 482 9318

Laminate

Versteel's standard offering of laminates includes over 900 laminates from Formica, Nevamar, Pionite and Wilsonart.

Laminate manufacturers change standard offerings frequently, making it possible a standard product can become unavailable. Versteel cannot be responsible for any inconvenience this may cause.

Veneer

Vela tables are available with plain sliced Ash, Cherry, Maple and Walnut veneers.

Veneer Species

Ash	AP01	Maple.	MP01
Cherry	CP01	Walnut	WP01

Veneer Finish

Ash

Beach.	VBEA	Fog	VFOG
Chestnut.	VCHE	Pebble	VPEB
Drift	VDRI	Whisper	VWHI
Fawn	VFAW		

Cherry

Blossom Cherry	VBLC	Java Cherry.	VJAC
Cordovan Cherry	VCNC	Millwork Cherry.	VMWC
Golden Cherry	VGNC		

Maple

Caramel Maple	VCMM	Sugar Maple	VSUM
Solar Maple.	VSLM		

Walnut

Brighton Walnut	VBRW	Natural Walnut.	VNAW
Espresso Walnut.	VESW		

PVC Edge Colors

Absolute Acajou	CABA	Nimbus.	CNIM
Alloy.	CALY	Pearl	CPEA
Carbon.	CCAR	Platinum.	CPLA
Champagne	CCHA	Pralines & Cream	CPRC
Coconut	CCOC	Shadow	CSHA
Ebony.	CEBO	Snow	CSNO
Florence Walnut	CFLW	Stone	CSTO
Fossil	CFOS	Storm.	CSTM
Graphite	CGRA	Whisper	CWHI
Grey.	CGRE	White Linen	CWHL
Kensington Maple.	CKEM		

T-Mold Edge Colors

Ebony.	TEBO	Nimbus.	TNIM
Graphite	TGRA	Storm.	TSTM

Wood Edge Species

Ash	A01	Maple.	M01
Cherry	C01	Walnut	W01

Wood Edge Finishes

Ash

Beach.	WBEA	Fog	WFOG
Chestnut.	WCHE	Pebble	WPEB
Drift	WDRI	Whisper	WWHI
Fawn	WFAW		

Cherry

Blossom Cherry	WBLC	Java Cherry.	WJAC
Cordovan Cherry	WCNC	Millwork Cherry.	WMWC
Golden Cherry	WGNC		

Maple

Caramel Maple	WCMM	Sugar Maple	WSUM
Solar Maple.	WSLM		

Walnut

Brighton Walnut	WBRW	Natural Walnut.	WNAW
Espresso Walnut.	WESW		

Urethane Edge Colors

Alloy.	UALY	Pearl	JPEA
Ebony.	UEBO	Stone	USTO
Fossil	UFOS	Storm.	USTM
Graphite	UGRA	Whisper	UWHI
Nimbus.	UNIM	White Linen	UWHL

Studio Steel®

Versteel's "urban fabrication" process leaves the telltale signs of welding and assembly on the surface, highlighting a manufacturing aesthetic. Choosing a clear or transparent powder coat is recommended, allowing tonal striations (created as a result of extreme heat), natural textures, and the inherent qualities of raw steel to show through.

Studio Steel Process \$165

Powder Coat Finishes

All powder coat finishes in the Versteel offering have been formulated with the use of epoxy, polyester or epoxy and polyester blends to maximize the finish durability.

Powder Coat Finish Options

Powder Coat - Standard n/c
 Powder Coat - Premium (Hope) \$165
 Powder Coat - Premium (Platinum) \$488

Powder Coat Colors

AlloyPALY	MintPMNT
AmethystPAME	NavyPNAV
AnthracitePANT	NimbusPNIM
Black AnodizedPBLA	NutmegPNUT
BronzePBRO	◆ PacificPPAC
CalypsoPCAL	PearlPPEA
CarbonPCAR	PebblePPEB
ChampagnePCHA	Ⓟ PlatinumPPLA
CoconutPCOC	PoppyPPOP
◆ CopperPCOP	◆ RavenPRAV
CrimsonPCRI	RoyalPROY
◆ CrystalPCRY	◆ SatinPSAT
DaffodilPDAF	SeasidePSEA
EbonyPEBO	ShipyardsPSHI
ForestPFOR	SilverPSIL
FossilPFOS	SnowPSNO
◆ GarnetPGAR	StonePSTO
◆ GoldPGOL	StormPSTM
GraphitePGRA	Terra CottaPTEC
Ⓟ HopePHOP	WhisperPWHI
Kelly GreenPKEG	White LinenPWHL
◆ MattePMAT	Powder Coat AlternativeOPA
MicaPMIC		

Transparent Powder Coats (indicated by ◆)

Please note that the transparent characteristics of these powders allow all natural welds and textures inherent to raw steel to be visible. Not available for application on flat sheet metal surfaces found on Brattice disc bases or Form Modesty panels.

Premium Powder Coats (indicated by Ⓟ)

Versteel's premium process uses specially formulated powder coats for a truly unique color palette.

Finish Reference & Samples

For finish color reference, please refer to our website. Contact Versteel Customer Service to receive actual color samples for color matches and final color approval.

Special Laminate**Call for quotation**

Specify code **TSP** (Special Laminate), indicate the quoted charges per table

Special laminates and patterns can be specified as an option. To specify, contact Versteel Customer Service for availability and pricing.

NOTE LAMINATES IN STANDARD COLORS AND TEXTURES FROM FORMICA, NEVAMAR, PIONITE AND WILSONART ARE STANDARD

CAUTION LAMINATE MANUFACTURERS CHANGE STANDARD OFFERINGS FREQUENTLY, MAKING IT POSSIBLE A STANDARD PRODUCT CAN BECOME UNAVAILABLE. VERSTEEL CANNOT BE RESPONSIBLE FOR ANY INCONVENIENCE THIS MAY CAUSE.

Custom PVC Color Match**Call for quotation / one time charge per color, per order**

Specify code **OCP** (Custom PVC Color Match), add cost from Versteel quotation

PVC Color Match can be the selection of a color that is available from a Versteel supplier or a new custom color developed for the order. Minimum footage requirements mean that the amount of material needed for your order will effect the cost.

For PVC Color Matching you must supply a color reference sample. Versteel will review the sample for possible existing colors available and send a sample for customer approval. If no color match exists, a custom match will be developed and sampled for customer approval before a production schedule is established.

Custom T-Mold Color Match**Call for quotation / one time charge per color, per order**

Specify code **OCT** (Custom T-Mold Color Match), add cost from Versteel quotation

T-Mold Color Match can be the selection of a color that is available from a Versteel supplier or a new custom color developed for the order. Minimum footage requirements mean that the amount of material needed for your order will effect the cost.

For T-Mold Color Matching you must supply a color reference sample. Versteel will review the sample for possible existing colors available and send a sample for customer approval. If no color match exists, a custom match will be developed and sampled for customer approval before a production schedule is established.

Custom Urethane Edge**Call for quotation / one time charge per color, per order**

Specify code **OCU** (Custom Urethane Color Match), add cost from Versteel quotation

For Urethane Color Matching you must supply a color reference sample. A custom match will be developed and sampled for customer approval before a production schedule is established.

Powder Coat Alternative**Call for quotation**

Specify code **OPA** (Powder Coat Alternative), add cost from Versteel quotation

Powder Coat Alternative is available from Versteel. The entire RAL color reference along with hundreds of other color and finishes are available.

For Powder Coat Alternative matching, you must supply a color reference sample, or an RAL number. Versteel will review the sample for possible existing colors available and send a sample for customer approval. If no color match exists a custom match can be developed. Call Versteel Customer Service for associated upcharges on custom color development.

Stain Finish Match

\$996 / one time charge per finish, per order

Specify code **OSM** (Stain Finish Match), add \$996.00 list per finish, per order

Alternative Stain Finishes are available for veneer and wood edged tops.

For Stain Finish Matching you must supply two 4" x 4" finish color and grain reference samples. An expertly finish matched sample will be provided for customer approval.

Veneer and Wood Edge Alternatives**Call for quotation**

For veneer and wood edge requirements other than the standard plain sliced Ash, Cherry, Maple and Walnut, contact Versteel Customer Service. Versteel is adept at working with a host of domestic and exotic materials. From inlays, figures, pie cuts and special edge profiles, to custom fill levels and sheens, each top is created using the best of technology and old world craftsmanship. The items you only imagined or expected to only be available from a millwork shop are now just another part of your Versteel order. Call Versteel Customer Service for availability and quotation.

Wood Finish Alternatives**Call for quotation**

When veneer tables are required to have a finish other than the standard natural grain fill level finish appearance, semi-filled or full-filled finishes are available by requesting a quote from Versteel. Call Versteel Customer Service for availability and quotation.

Table Top and Edge Alternatives

Table tops and/or edges can be produced in alternative materials if desired. Contact Versteel Customer Service for pricing and availability.

Alternate Core Construction

Alternate core constructions are available, including medium density fiberboard (MDF), and cores that contain no urea formaldehyde. Contact Versteel Customer Service for pricing and availability.

NOTE CUSTOMS OR ALTERNATIVES MAY AFFECT STANDARD PRODUCTION SCHEDULES

Adjustable Height - Motorized
\$2406 / tablee

Specify code **BAM** (Adjustable Height - Motorized), add \$2406.00 list per table

Motorized tables adjust electrically from 26 ¾" to 42" table height by operating the keypad control. Motorized height adjustment is available for tables with regular T1 or cantilevered TC bases. Tops shapes include: rectangle, split rectangle, oval, split ellipse, boatshape or racetrack up to 36" x 96". (Shown with split ellipse.) Motorized bases include stretcher rails.



NOTE CABLE COIL AND CABLE HOOKS ARE THE ONLY TWO LEGWAY OPTIONS AVAILABLE.

Adjustability with four programmable height settings

(Travel time between lowest and highest position: 18 secs.)

NOTE REQUIRES STANDARD 110/120V AC ELECTRICAL OUTLET

Adjustable Height - Pneumatic T1 or TC Bases
\$1228 / table

Specify code **BAT** (Adjustable Height - Pneumatic T1 or TC), add \$1228.00 list per table

Pneumatic adjustable height bases cover the most common ergonomic table heights of 26 ¾", 29" and 32" with a simple turn of a handwheel. Pneumatic height bases are designed for field serviceability, if ever needed. Available on T1 or TC fixed or tilt bases.


ADJUSTABILITY WITH THREE PRESET TABLE HEIGHT STOPS

TYPING HEIGHT	26 ¾"
STANDARD HEIGHT	29"
WHEELCHAIR HEIGHT	32"

NOTE FOR OTHER TABLE HEIGHT REQUIREMENTS CONTACT VERSTEEL CUSTOMER SERVICE FOR STRUCTURAL DETAILS, PRICING AND AVAILABILITY

Adjustable Height - Pneumatic X1 or D1 Bases
\$738 / table

Specify code **BAX** (Adjustable Height - Pneumatic X1), add \$738.00 list per table

Pneumatic adjustable height bases cover the most common ergonomic table heights of 26 ¾", 29" and 32" with a simple turn of a handwheel. Pneumatic height bases are designed for field serviceability, if ever needed. Available on X1 or D1 fixed or tilt bases.


ADJUSTABILITY WITH THREE PRESET TABLE HEIGHT STOPS

TYPING HEIGHT	26 ¾"
STANDARD HEIGHT	29"
WHEELCHAIR HEIGHT	32"

NOTE FOR OTHER TABLE HEIGHT REQUIREMENTS CONTACT VERSTEEL CUSTOMER SERVICE FOR STRUCTURAL DETAILS, PRICING AND AVAILABILITY

Alternate Table Height 32" and Under
\$100 / table

Specify code **BAH** (Alternate Height 32" and under), indicate desired table height (32" or less), add \$100.00 list per table

Suggested typing height table is 26 ¾"
 Suggested wheelchair height table is 32"
 Suggested stand up height table is 42"

NOTE FOR OTHER TABLE HEIGHT REQUIREMENTS CONTACT VERSTEEL CUSTOMER SERVICE FOR STRUCTURAL DETAILS, PRICING AND AVAILABILITY

Casters - Vela Wheel
\$171 / set of 4

Specify code **CAS29** (Casters - Vela Wheel), add \$171 list per table.

Unique, Vela-profile 3" diameter, standard locking casters are available on most interplay and Vela base styles. Each is fitted into a reinforced caster receiver and must be specified at time of order. Caster option does not change the overall height of the table.


Mix - Vela Wheel Casters & Glides
\$163 / table

Specify code **BMV** (Mix - Vela Wheel Casters & Glides), add \$163.00 list per table

Tables can be specified with the unique, Vela profile 3" diameter, standard locking casters on half of the table, with glides on the other half. Each is fitted into a reinforced caster receiver and must be specified at time of order. Mix option does not change the overall height of the table.

NOTE NOT AVAILABLE ON X1, X4 OR Y3 BASES

Self-Leveling Glides

\$49 / table

Specify code **GLD04** (Self-Leveling Glides), add \$49.00 list per table

Self-Leveling Glides replace standard glides. This option allows the table to automatically compensate up to 1/2" for floors that are not level. Self-leveling glides increase overall table height by 3/4". See individual product pages for availability.



Table Floor Mount

\$57 / table

Specify code **AFB** (Table Floor Mount Bracket Set), add \$57.00 list per table

Bracket to slip over the standard table glide and fasten to the floor with fasteners supplied by the installer. Set of four (4) brackets will securely mount the table to the floor to prevent movement.



NOTE NOT AVAILABLE ON BASES WITH CASTERS OR SELF-LEVELING GLIDES

Assembled Folding Table

\$77 / table

Specify code **BAF** (Assembled Folding Table), add \$77.00 list per table

Folding bases can be attached to tops at the factory



NOTE RECTANGLE TABLES WITH FOLDING BASE AND FOLDING MODESTY PANELS ARE SHIPPED ASSEMBLED WITHOUT ADDITIONAL CHARGE

Stretcher Rail

\$243 / table

Specify code **BSR** (Stretcher Rail), required finish selection_, add \$243.00 list per table

Available for T1, TC and T2 style, fixed and tilt bases to increase table rigidity. Necessary tools are provided to install the stretcher



NOTE A STRETCHER IS NOT A RETROFIT ITEM, IT MUST BE SPECIFIED AT TIME OF ORDER

Two-Piece Top (120")**\$629 / table**Specify code **T2P** (*Two-Piece Top*), add \$629.00 list per table

Standard Versteel tables in lengths up to 120" are a seamless, single piece top. When the two-piece option is specified, the splice joint edge is unfinished, table shipped with necessary hardware. Any table over 120" long will be produced as a two-piece top.

Ergo Wood Profile - One Side**No Charge**AVAILABLE ON
VELASpecify code **TEO** (*Ergo Wood Profile - One Side*), no additional charge

The Ergo Edge Profile is applied to the user's side of the table only, with flat banding on all additional sides.

**Ergo Wood Profile - Two Sides****No Charge**AVAILABLE ON
VELASpecify code **TET** (*Ergo Wood Profile - Two Sides*), no additional charge

The Ergo Edge Profile is applied to the user's and the opposite side of the table only, with flat banding on all additional sides.

**Ergo Wood Profile - All Sides****No Charge**AVAILABLE ON
VELASpecify code **TEA** (*Ergo Wood Profile - All Sides*), no additional charge

The Ergo Edge Profile is applied to all sides of the table.

**Top Custom Cutout****\$115 / cutout**Specify code **TCC** (*Top Custom Cutout*), add \$115.00 list per cutout

Top Custom Cutout requires a drawing for production and is subject to approvals.

Table Link**\$251 / table**Specify code **TLK** (*Table Link*), add \$251.00 list per table

Table Link is for linking Versteel table configurations in typical room situations.

Table link will prevent the accidental disconnection of power supply to adjacent tables. Available on tables with PVC, 3mm Wood, Wood Square, Wood Fluted and Ergo user side edge details.



Closed end link brackets are provided for tops without bases or tables with a base that does not allow the table to stand alone.

**Table Link - Ends Only****\$135 / table**Specify code **TLE** (*Table Link - Ends Only*), add \$135.00 list per table

Table Link is for linking Versteel table configurations in typical room situations.

Specify Table Link - Ends Only when your configuration requires linking on the table ends only. Available on tables with PVC, 3mm Wood, Wood Square, Wood Fluted and Ergo user side edge details. Table Link - Ends Only is included with electrical package options. This will prevent the accidental disconnection of power supply to adjacent tables.



Laptop Locker

\$1375 / locker

*Fixed tables only (not available on tilt, slim-tilt or folding tables)

Specify code **TLA1** (One Laptop Locker) or code **TLA2** (two Laptop Lockers) add \$1375.00 list per Laptop Locker.

Indicate Manual Locking Keyed Individually **TMKI**, Manual Locking Keyed Alike **TMKA** or Electronic Locking **TLEL**. Add \$359.00 list per Laptop Locker when Electronic Locking is specified AND **TLPU** (Laptop Locker power unit) which is required for the electronic locking option, add \$567.00 list (Power unit sequences up to 10 lockers, includes 1 key).

The minimum table width available with Laptop Locker is 24".



The minimum table length available with Laptop Locker is 36". The maximum table length available is 96".

2 Laptop Lockers can be installed starting at a table length of 60" or greater (table subject to additional base and/or support base when more than one unit is installed in top greater than or equal to 72").

All lockers to have urethane edge on locker door and top opening. Specify Urethane color when ordering a laptop locker.

Urethane Colors

Alloy UALY	Pearl UPEA
Ebony UEBO	Stone USTO
Fossil UFOS	Storm USTM
Graphite UGRA	Whisper UWHI
Nimbus UNIM	White Linen UWHL

NOTE LAPTOP LOCKER IS NOT AVAILABLE ON VENEER TOP SURFACES, WOODGRAIN OR DIRECTIONAL PATTERN LAMINATES OR TABLE WITH LIGHTWEIGHT LAMINATE CORE.

For additional questions contact Versteel Customer Service at 800.876.2120.

Table Transport
\$1855 / each

 Specify code **ATT3054** (Table Transport), add \$1855.00 list each

The transport saves time and labor. Its 31" width can move tables of any length through doorways with ease.


SPECIFICATIONS

- Weight: 61 lbs.
- 31" x 54" overall footprint
- Black powder coat finish
- Two (2) swivel and two (2) non-swivel casters
- 5" casters are non-marking wheel material

TRANSPORT CAPACITY

FOLDED TABLES WITHOUT MODESTY PANEL	6 ON EDGE 8 STACKED FLAT
FOLDED TABLES WITH MODESTY	5 STACKED FLAT
OVERLAPPING FOLDED TABLES	4 ON EDGE

NOTE MAXIMUM LOAD WEIGHT: 1,000 LBS

NOTE TABLES GREATER THAN 27" IN WIDTH DO NOT STACK HORIZONTALLY ON THE TRANSPORT



Questions?

800 876 2120

Quickship Program Product
For Quickship specification details,
visit www.versteel.com/quickship

top >
edge >

edge ordering code >

top thickness >

edge ordering code >

top thickness >

top thickness price >

Laminate PVC	Laminate T-Mold	Laminate Wood	Laminate Soft PVC	Laminate 1 1/2" Wood	Laminate 1 1/4" Wood
Flat	Convex	Flat	Bumper	Square	Bullnose
LP1R LP2R	LT1 LT2	LW1R LW2R	LB1R LB2R	LWS1 LWS2	LWB1 LWB2
7/8" 1 1/4"	7/8" 1 1/4"	7/8" 1 1/4"	7/8" 1 1/4"	7/8" 1 1/4"	7/8" 1 1/4"
Fluted		Fluted	Reverse Bevel Acrylic	Fluted	
LPF1R LPF2R		LWF1R LWF2R	LMRA2R	LWF1 LWF2	
7/8" 1 1/4"		7/8" 1 1/4"	1 1/4"	7/8" 1 1/4"	
7/8" 1 1/4"	1 1/4"	7/8" 1 1/4"	1 1/4"	7/8" 1 1/4"	1 1/4"

Base Style	Table Description	Model #	Product Wt	7/8"	1 1/4"	7/8"	1 1/4"	7/8"	1 1/4"
	30 Fix	VEX1 30RDFX	≅OS 40	1032	1032	1493	1493	1808	1808
	30 Tilt	VEX1 30RDTL	≅OS 46	1203	1203	1662	1662	1980	1980
	36 Fix	VEX1 36RDFX	≅OS 56	1303	1303	1872	1872	2260	2260
	36 Tilt	VEX1 36RDTL	≅OS 59	1473	1473	2043	2043	2428	2428
	42 Fix	VEX1 42RDFX	≅OS 71	1501	1501	2203	2203	2675	2675
	42 Tilt	VEX1 42RDTL	≅OS 75	1669	1669	2373	2373	2846	2846
	48 Fix	VEX1 48RDFX	≅OS 85		1684		2410		2896
	48 Tilt	VEX1 48RDTL	≅OS 89		1853		2579		3063
	54 Fix	VEX1 54RDFX	≅OS 101		1969		2906		3540
	60 Fix	VEX1 60RDFX	≅OS 120		2127		3124		3796
	30 Stand Fix	VEXIS 30RDFX	≅OS 41	1126	1126	1586	1586	1902	1902
	30 Stand Tilt	VEXIS 30RDTL	≅OS 47	1297	1297	1757	1757	2073	2073
	36 Stand Fix	VEXIS 36RDFX	≅OS 57	1398	1398	1967	1967	2352	2352
	36 Stand Tilt	VEXIS 36RDTL	≅OS 60	1569	1569	2137	2137	2521	2521
	42 Stand Fix	VEXIS 42RDFX	≅OS 72	1617	1617	2319	2319	2795	2795
	42 Stand Tilt	VEXIS 42RDTL	≅OS 76	1787	1787	2490	2490	2963	2963
	30 Fix	VEX4 30RDFX	≅OS 40	1434	1434	1683	1683	2069	2069
	36 Fix	VEX4 36RDFX	≅OS 51	1514	1514	2083	2083	2469	2469
	42 Fix	VEX4 42RDFX	≅OS 73	1706	1706	2412	2412	2882	2882
	48 Fix	VEX4 48RDFX	≅OS 87		1886		2613		3097
	54 Fix	VEX4 54RDFX	≅OS 106		2172		3110		3742
	60 Fix	VEX4 60RDFX	≅OS 125		2327		3325		3997
	30 Stand Fix	VEX4S 30RDFX	≅OS 42	1529	1529	1990	1990	2307	2307
	36 Stand Fix	VEX4S 36RDFX	≅OS 53	1608	1608	2175	2175	2562	2562
	42 Stand Fix	VEX4S 42RDFX	≅OS 75	1822	1822	2522	2522	2999	2999

To Order, Specify...

- 1 Model Number
- 2 Top Material
- 3 Edge Style and Thickness
- 4 Edge Color
- 5 Base Color
- 6 Additional Options



Laminate Wood		Veneer Wood		Veneer 1 1/2" Wood		Veneer 1 1/2" Wood		Veneer Wood	
Ergo		Flat		Square		Bullnose		Ergo	
LWE1	LWE2	VW1R	VW2R	VWS1	VWS2	VWB1	VWB2	VWE1	VWE2
7/8"	1 1/4"	7/8"	1 1/4"	7/8"	1 1/4"	7/8"	1 1/4"	7/8"	1 1/4"
Reverse Bevel		Fluted		Fluted					
LWR1		VWF1R VWF2R		VWF1 VWF2					
7/8"		7/8" 1 1/4"		7/8" 1 1/4"					
7/8"	1 1/4"	7/8"	1 1/4"	7/8"	1 1/4"			7/8"	1 1/4"
2079	2079	2459	2459	2673	2673			3056	3056
2250	2250	2625	2625	2843	2843			3226	3226
2564	2564	2997	2997	3248	3248			3708	3708
2735	2735	3165	3165	3421	3421			3876	3876
3021	3021	3479	3479	3787	3787			4295	4295
3188	3188	3649	3649	3958	3958			4465	4465
	3273		3990				4353		4917
	3443		4162				4524		5091
	3933		4637				5069		5737
	4249		5257				5758		6629
2174	2174	2550	2550	2770	2770			3151	3151
2344	2344	2722	2722	2936	2936			3316	3316
2658	2658	3088	3088	3344	3344			3803	3803
2827	2827	3261	3261	3514	3514			3969	3969
3137	3137	3597	3597	3907	3907			4412	4412
3309	3309	3769	3769	4076	4076			4584	4584
2373	2373	2803	2803	3058	3058			3516	3516
2775	2775	3206	3206	3462	3462			3918	3918
3230	3230	3685	3685	3994	3994			4502	4502
	3475		4192				4557		5121
	4133		4840				5272		5942
	4454		5460				5964		6833
2578	2578	2953	2953	3172	3172			3551	3551
2867	2867	3299	3299	3555	3555			4014	4014
3342	3342	3803	3803	4111	4111			4617	4617

Base Options

	Code	Price
Alternate Table Height 32" & Under.....	BAH	\$ 100
Alternate Table Height 32" & Over.....	BSP	\$ call
Adjustable Height, Pneumatic X1 (Fix/Tilt).....	BAX	\$ 738
Casters (4), Vela Wheel.....	CAS29	\$ 171
Self-Leveling Glides (4).....	GLD04	\$ 49

Finish Options

Powder Coat, Standard.....		n/c
Powder Coat, Premium.....		\$ 165
Platinum.....		\$ 488

Top Options

Special Laminate.....	TSP	call
Custom Cutout (per cutout).....	TCC	\$ 120

Power + Data Options

Please reference the Power + Data Price List

Wire Management Options

Canvas Legway.....	WCL	\$ 100
Wire Mesh Legway X4.....	WMX_	\$ 123
Plastic Legway.....	WRL	\$ 78
1 Oval Brush Grommet, Location K.....	WOK	\$ 97
1 Oval Brush Grommet, Provide Location Print.....	WOG	\$ 97
1 Round Grommet, Location K.....	WRK	\$ 76
1 Round Grommet, Provide Location Print.....	WRG	\$ 76

Accessories

Table Floor Mount Bracket Set.....	AFB	\$ 57
------------------------------------	-----	-------



Laminate Wood		Veneer Wood		Veneer 1 1/4" Wood		Veneer 1 1/2" Wood		Veneer Wood	
Ergo (all sides)		Flat		Square		Bullnose		Ergo (all sides)	
LWE1 7/8"	LWE2 1 1/4"	VW1R 7/8"	VW2R 1 1/4"	VWS1 7/8"	VWS2 1 1/4"	VWB1 7/8"	VWB2 1 1/4"	VWE1 7/8"	VWE2 1 1/4"
Reverse Bevel		Fluted		Fluted					
LWR1 7/8"		VWF1R 7/8"	VWF2R 1 1/4"	VWF1 7/8"	VWF2 1 1/4"				
7/8"	1 1/4"	7/8"	1 1/4"	7/8"	1 1/4"		1 1/4"	7/8"	1 1/4"
1928	1928	2142	2142	2344	2344	2588	2588		
2095	2095	2309	2309	2512	2512	2755	2755		
2388	2388	2638	2638	2882	2882	3148	3148		
2555	2555	2804	2804	3051	3051	3313	3313		
2875	2875	3032	3032	3324	3324	3591	3591		
3046	3046	3204	3204	3492	3492	3759	3759		
	3105		3478				3826		4139
	4051		4015				4424		4868
2213	2213	2427	2427	2632	2632	2875	2875		
2382	2382	2595	2595	2800	2800	3046	3046		
2483	2483	2733	2733	2977	2977	3239	3239		
2650	2650	2903	2903	3148	3148	3409	3409		
2999	2999	3155	3155	3449	3449	3714	3714		
3163	3163	3321	3321	3618	3618	3878	3878		
2327	2327	2542	2542	2745	2745	2990	2990		
2498	2498	2712	2712	2917	2917	3158	3158		
2595	2595	2848	2848	3092	3092	3358	3358		
3105	3105	3264	3264	3557	3557	3822	3822		
	3309		3680				4026		4340
	4253		4218				4625		5013
2423	2423	2636	2636	2840	2840	3082	3082		
2693	2693	2943	2943	3187	3187	3450	3450		
3202	3202	3360	3360	3649	3649	3915	3915		

Base Options

	Code	Price
Alternate Table Height 32" & Under.....	BAH	\$ 100
Alternate Table Height 32" & Over.....	BSP	\$ call
Adjustable Height, Pneumatic X1 (Fix/Tilt).....	BAX	\$ 738
Casters (4), Vela Wheel.....	CAS29	\$ 171
Self-Leveling Glides (4).....	GLD04	\$ 49

Finish Options

Powder Coat, Standard.....	n/c
Powder Coat, Premium.....	\$ 165
Platinum.....	\$ 488

Top Options

Table Link (all four sides).....	TLK	\$ 251
Table Link (two sides).....	TLE	\$ 135
Special Laminate.....	TSP	call
Custom Cutout (per cutout).....	TCC	\$ 120

Power + Data Options

Please reference the Power + Data Price List

Wire Management Options

Canvas Legway.....	WCL	\$ 100
Wire Mesh Legway X4.....	WMX_	\$ 123
Plastic Legway.....	WRL	\$ 78
1 Oval Brush Grommet, Location K.....	WOK	\$ 97
1 Oval Brush Grommet, Provide Location Print.....	WOG	\$ 97
1 Round Grommet, Location K.....	WRK	\$ 76
1 Round Grommet, Provide Location Print.....	WRG	\$ 76

Accessories

Table Floor Mount Bracket Set.....	AFB	\$ 57
------------------------------------	-----	-------



Questions?

800 876 2120

Overlapping Folding Bases

Quickship Program Product

For Quickship specification details, visit www.versteel.com/quickship

edge ordering code (radius corner) >
or
edge ordering code (square corner) >
top thickness >

edge ordering code (radius corner) >
or
edge ordering code (square corner) >
top thickness >

top >
edge >

Laminate PVC	Laminate T-Mold	Laminate Wood	Laminate Soft PVC	Laminate 1 1/2" Wood	Laminate 1 1/2" Wood
Flat	Convex	Flat	Bumper	Square	Bullnose
LP1R or LP1S 7/8"	LT1 7/8"	LW1R or LW1S 7/8"	LB1R 7/8"	LWS1 7/8"	LWB1 7/8"
LP2R or LP2S 1 1/4"	LT2 1 1/4"	LW2R or LW2S 1 1/4"	LB2R 1 1/4"	LWS2 1 1/4"	LWB2 1 1/4"
Fluted		Fluted	Reverse Bevel Acrylic	Fluted	
LPF1R or LPF1S 7/8"		LWF1R or LWF1S 7/8"	LMRA2R or LMRA2S 1 1/4"	LWF1 7/8"	
LPF2R or LPF2S 1 1/4"		LWF2R or LWF2S 1 1/4"		LWF2 1 1/4"	
7/8"	1 1/4"	7/8"	1 1/4"	7/8"	1 1/4"
	1095		1520		1805
	1118		1540		1827
	1529		1955		2238
	1452		1876		2164
	1191		1726		2083
	1608		2139		2498
	1531		2062		2423
	1374		1952		2343
	1787		2365		2755
	1711		2290		2678
	1458		2171		2649
	1869		2582		3061
	1796		2507		2984
	1693		2514		3062
	2106		2927		3478
	2028		2853		3399
	1693		2514		3062
	2106		2927		3478
	2028		2853		3399

Base Style

Table Description

Model #

Product Wt



T1

24 x 42 Fix	VET1 2442REFX	51
24 x 48 Fix	VET1 2448REFX	56
24 x 48 Fold	VET1 2448REFO	60
24 x 48 Slim-Tilt	VET1 2448REST	70
24 x 60 Fix	VET1 2460REFX	69
24 x 60 Fold	VET1 2460REFD	73
24 x 60 Slim-Tilt	VET1 2460REST	83
24 x 72 Fix	VET1 2472REFX	80
24 x 72 Fold	VET1 2472REFD	84
24 x 72 Slim-Tilt	VET1 2472REST	94
24 x 84 Fix	VET1 2484REFX	91
24 x 84 Fold	VET1 2484REFD	95
24 x 84 Slim-Tilt	VET1 2484REST	105
24 x 90 Fix	VET1 2490REFX	95
24 x 90 Fold	VET1 2490REFD	99
24 x 90 Slim-Tilt	VET1 2490REST	109
24 x 96 Fix	VET1 2496REFX	100
24 x 96 Fold	VET1 2496REFD	104
24 x 96 Slim-Tilt	VET1 2496REST	114

To Order, Specify...

- 1 Model Number
- 2 Top Material
- 3 Edge Style and Thickness
- 4 Edge Color
- 5 Base Color
- 6 Additional Options



Laminate Wood	Laminate Urethane	Laminate Urethane/PVC	Veneer Wood	Veneer 1 1/4" Wood	Veneer 1 1/4" Wood	Veneer Wood
Ergo (user side only) LWE1 LWE2 7/8" 1 1/4"	Ergo (user side only) LUE1 7/8"	Ergo (user side only) LUPE1R LUPE2R OR LUPE1S LUPE2S 7/8" 1 1/4"	Flat VW1R VW2R OR VW1S VW2S 7/8" 1 1/4"	Square VWS1 VWS2 7/8" 1 1/4"	Bullnose VWB1 VWB2 7/8" 1 1/4"	Ergo (user side only) VWE1 VWE2 7/8" 1 1/4"
Reverse Bevel LWRI 7/8"	1/4" urethane on remaining sides	PVC on remaining sides	Fluted VWF1R VWF2R OR VWF1S VWF2S 7/8" 1 1/4"	Fluted VWF1 VWF2 7/8" 1 1/4"		
7/8" 1 1/4"	7/8"	7/8" 1 1/4"	7/8" 1 1/4"	7/8" 1 1/4"	7/8" 1 1/4"	7/8" 1 1/4"
2198		2232	2298	2490		2870
2221	1726	2314	2319	2514		2894
2633	2137	2727	2735	2924		3309
2555	2058	2650	2655	2852		3232
2500	1987	2619	2559	2780		3183
2917	2401	3031	2976	3200		3597
2840	2325	2955	2900	3119		3519
2841	2111	2967	2780	3025		3475
3254	2522	3376	3200	3437		3889
3179	2453	3306	3122	3363		3812
3443		3343	3057	3335		3806
3858		3755	3469	3746		4218
3780		3680	3394	3671		4144
3608		3948	3428	3747		4256
4025		4364	3842	4163		4674
3948		4284	3766	4085		4594
3608		3948	3428	3747		4256
4025		4364	3842	4163		4674
3948		4284	3766	4085		4594

Base Options

	Code	Price
Assembled Folding Table	BAF	\$ 77
Alternate Table Height 32" & Under	BAH	\$ 100
Alternate Table Height 32" & Over	BSP	\$ call
Adjustable Height, Motorized (Fix)	BAM	\$ 2406
Adjustable Height, Pneumatic T1 (Fix/Tilt)	BAT	\$ 1228
Casters (4), Vela Wheel (to 72" length)	CAS29	\$ 171
Mix, Vela Wheel Casters & Glides (to 72" length) ...	BMV	\$ 163
Self-Leveling Glides (4)	GLD04	\$ 49
Stretcher Rail (Fix/Tilt) Finish Same as Base	BSR	\$ 243
(tables 36" H & over require a stretcher rail)		

Finish Options

Powder Coat, Standard	n/c
Powder Coat, Premium	\$ 165
Platinum	\$ 488

Top Options

Ergo Wood Profile, Two Sides	TET	n/c
Ergo Wood Profile, All Sides	TEA	n/c
Table Link (all four sides)	TLK	\$ 251
Table Link (24" ends only)	TLE	\$ 135
Special Laminate	TSP	call
Custom Cutout (per cutout)	TCC	\$ 120
Laptop Locker (each)	TLA	\$ 1375
(available on fixed tables only, see page 34 in All Tables Price List for additional information)		
Electronic Lock (per locker)	TLEL	\$ 359
Power Unit (up to 10 lockers sequenced)	TLPV	\$ 567
(includes 1 key, required for electronic lock)		

Power + Data Options

Please reference the Power + Data Price List











Wire Management Options

Basket, Under Top Mount	WBT	\$ 97
Plastic Runner, Under Top Mount	WRT	\$ 165
Wire Mesh Legway (pair)	WML_	\$ 205
1 Oval Brush Grommet, Location A	WOA	\$ 97
2 Oval Brush Grommets, Location E	WOE	\$ 194
1 Oval Brush Grommet, Provide Location Print	WOG	\$ 97
1 Round Grommet, Location A	WRA	\$ 76
2 Round Grommets, Location E	WRE	\$ 152
1 Round Grommet, Provide Location Print	WRG	\$ 76

Accessories

Keyboard Platform w/Mouse Surface	AKP27M	\$ 760
CPU Holder (3" - 9" adjustment)	ACPU3-9F	\$ 237
CPU Holder (5" - 8" adjustment)	ACPU5-8F	\$ 155
CPU Holder (3" - 5" adjustment)	ACPU3F	\$ 155
Table Transport	ATT3054	\$ 1855
Table Floor Mount Bracket Set	AFB	\$ 57



Laminate Wood	Laminate Urethane	Laminate Urethane/PVC	Veneer Wood	Veneer 1 1/4" Wood	Veneer 1 1/4" Wood	Veneer Wood
Ergo (user side only)  LWE1 LWE2 7/8" 1 1/4"	Ergo (user side only)  LUE1 7/8"	Ergo (user side only)  LUPE1R LUPE2R OR LUPE1S LUPE2S 7/8" 1 1/4"	Flat  VW1R VW2R OR VW1S VW2S 7/8" 1 1/4"	Square  VWS1 VWS2 7/8" 1 1/4"	Bullnose  VWB1 VWB2 7/8" 1 1/4"	Ergo (user side only)  VWE1 VWE2 7/8" 1 1/4"
Reverse Bevel  LWRI 7/8"	1/4" urethane on remaining sides	PVC on remaining sides	Fluted  VWF1R VWF2R OR VWF1S VWF2S 7/8" 1 1/4"	Fluted  VWF1 VWF2 7/8" 1 1/4"		
7/8" 1 1/4"	7/8"	7/8" 1 1/4"	7/8" 1 1/4"	7/8" 1 1/4"	7/8" 1 1/4"	7/8" 1 1/4"
2114		2429	2268	2460		2822
2454	1895	2542	2558	2779		3178
2866	2310	2955	2975	3193		3591
2793	2234	2880	2900	3119		3516
2744	2053	2867	2825	3076		3531
3155	2466	3283	3238	3487		3946
3082	2394	3205	3165	3416		3871
3165	2207	3238	3154	3436		3817
3579	2620	3653	3566	3850		4231
3504	2545	3577	3489	3775		4154
3755		3613	3443	3756		4253
4169		4026	3858	4172		4670
4092		3949	3780	4093		4592
4025		4259	3859	4222		4749
4439		4674	4272	4636		5159
4363		4594	4192	4558		5082
4025		4259	3859	4222		4749
4439		4674	4272	4636		5159
4363		4594	4192	4558		5082

Base Options

	Code	Price
Assembled Folding Table	BAF	\$ 77
Alternate Table Height 32" & Under	BAH	\$ 100
Alternate Table Height 32" & Over	BSP	\$ call
Adjustable Height, Motorized (Fix)	BAM	\$ 2406
Adjustable Height, Pneumatic T1 (Fix/Tilt)	BAT	\$ 1228
Casters (4), Vela Wheel (to 72" length)	CAS29	\$ 171
Mix, Vela Wheel Casters & Glides (to 72" length)	BMV	\$ 163
Self-Leveling Glides (4)	GLD04	\$ 49
Stretcher Rail (Fix/Tilt) Finish Same as Base (tables 36" H & over require a stretcher rail)	BSR	\$ 243

Finish Options

Powder Coat, Standard	n/c
Powder Coat, Premium	\$ 165
Platinum	\$ 488

Top Options

Ergo Wood Profile, Two Sides	TET	n/c
Ergo Wood Profile, All Sides	TEA	n/c
Table Link (all four sides)	TLK	\$ 251
Table Link (30" ends only)	TLE	\$ 135
Special Laminate	TSP	call
Custom Cutout (per cutout)	TCC	\$ 120
Laptop Locker (each)	TLA	\$ 1375
(available on fixed tables only, see page 34 in All Tables Price List for additional information)		
Electronic Lock (per locker)	TLEL	\$ 359
Power Unit (up to 10 lockers sequenced)	TLPV	\$ 567
(includes 1 key, required for electronic lock)		

Power + Data Options

Please reference the Power + Data Price List

Wire Management Options

Basket, Under Top Mount	WBT	\$ 97
Plastic Runner, Under Top Mount	WRT	\$ 165
Wire Mesh Legway (pair)	WML_	\$ 205
1 Oval Brush Grommet, Location A	WOA	\$ 97
2 Oval Brush Grommets, Location E	WOE	\$ 194
1 Oval Brush Grommet, Provide Location Print	WOG	\$ 97
1 Round Grommet, Location A	WRA	\$ 76
2 Round Grommets, Location E	WRE	\$ 152
1 Round Grommet, Provide Location Print	WRG	\$ 76

Accessories

Keyboard Platform w/Mouse Surface	AKP27M	\$ 760
CPU Holder (3" - 9" adjustment)	ACPU3-9F	\$ 237
CPU Holder (5" - 8" adjustment)	ACPU5-8F	\$ 155
CPU Holder (3" - 5" adjustment)	ACPU3F	\$ 155
Table Transport	ATT3054	\$ 1855
Table Floor Mount Bracket Set	AFB	\$ 57



Laminate Wood	Veneer Wood	Veneer 1 1/4" Wood	Veneer 1 1/2" Wood	Veneer Wood
Ergo (user side only) LWE1 LWE2 7/8" 1 1/4"	Flat VW1R VW2R or VW1S VW2S 7/8" 1 1/4"	Square VWS1 VWS2 7/8" 1 1/4"	Bullnose VWB1 VWB2 7/8" 1 1/4"	Ergo (user side only) VWE1 VWE2 7/8" 1 1/4"
Reverse Bevel LWR1 7/8"	Fluted VW1R VW2R or VW1S VW2S 7/8" 1 1/4"	Fluted VWF1 VWF2 7/8" 1 1/4"		
7/8" 1 1/4"	7/8" 1 1/4"	7/8" 1 1/4"	7/8" 1 1/4"	7/8" 1 1/4"
2816	3124	3437	3770	
3232	3540	3855	4186	
3154	3463	3779	4111	
2997	3311	3644	3973	
3409	3723	4059	4393	
3335	3647	3984	4314	
3421	3681	4065	4443	
3835	4096	4477	4855	
3758	4020	4402	4781	
4157	4009	4428	4848	
4570	4424	4842	5262	
4495	4345	4763	5186	
4376	4281	4734	5183	
4794	4695	5151	5595	
4721	4618	5074	5525	
4376	4281	4734	5183	
4794	4695	5151	5595	
4721	4618	5074	5525	

Base Options

	Code	Price
Assembled Folding Table	BAF	\$ 77
Alternate Table Height 32" & Under	BAH	\$ 100
Alternate Table Height 32" & Over	BSP	\$ call
Adjustable Height, Motorized (Fix)	BAM	\$ 2406
Adjustable Height, Pneumatic T1 (Fix/Tilt)	BAT	\$ 1228
Casters (4), Vela Wheel (to 72" length)	CAS29	\$ 171
Mix, Vela Wheel Casters & Glides (to 72" length) ...	BMV	\$ 163
Self-Leveling Glides (4)	GLD04	\$ 49
Stretcher Rail (Fix/Tilt) Finish Same as Base	BSR	\$ 243
(tables 36" H & over require a stretcher rail)		

Finish Options

Powder Coat, Standard	n/c
Powder Coat, Premium	\$ 165
Platinum	\$ 488

Top Options

Ergo Wood Profile, Two Sides	TET	n/c
Ergo Wood Profile, All Sides	TEA	n/c
Table Link (all four sides)	TLK	\$ 251
Table Link (36" ends only)	TLK	\$ 135
Special Laminate	TSP	call
Custom Cutout (per cutout)	TCC	\$ 120
Laptop Locker (each)	TLA	\$ 1375
(available on fixed tables only, see page 34 in All Tables Price List for additional information)		
Electronic Lock (per locker)	TLEL	\$ 359
Power Unit (up to 10 lockers sequenced)	TLP	\$ 567
(includes 1 key, required for electronic lock)		

Power + Data Options

Please reference the Power + Data Price List

Wire Management Options

Basket, Under Top Mount	WBT	\$ 97
Plastic Runner, Under Top Mount	WRT	\$ 165
Wire Mesh Legway (pair)	WML_	\$ 205
1 Oval Brush Grommet, Location A	WOA	\$ 97
2 Oval Brush Grommets, Location E	WOE	\$ 194
1 Oval Brush Grommet, Provide Location Print	WOG	\$ 97
1 Round Grommet, Location A	WRA	\$ 76
2 Round Grommets, Location E	WRE	\$ 152
1 Round Grommet, Provide Location Print	WRG	\$ 76

Accessories

Keyboard Platform w/Mouse Surface	AKP27M	\$ 760
CPU Holder (3" - 9" adjustment)	ACPU3-9F	\$ 237
CPU Holder (5" - 8" adjustment)	ACPU5-8F	\$ 155
CPU Holder (3" - 5" adjustment)	ACPU3F	\$ 155
Table Transport	ATT3054	\$ 1855
Table Floor Mount Bracket Set	AFB	\$ 57



Questions?

800 876 2120

Overlapping Folding Bases
 Quickship Program Product
 For Quickship specification details, visit www.versteel.com/quickship

top >
edge >

edge ordering code (radius corner) >
or
edge ordering code (square corner) >
top thickness >

edge ordering code (radius corner) >
or
edge ordering code (square corner) >
top thickness >
top thickness price >










Laminate PVC	Laminate T-Mold	Laminate Wood	Laminate Soft PVC	Laminate 1 1/2" Wood	Laminate 1 1/2" Wood
Flat	Convex	Flat	Bumper	Square	Bullnose
LP1R or LP1S 7/8"	LP2R or LP2S 1 1/4"	LT1	LT2	LW1R or LW1S 7/8"	LW2R or LW2S 1 1/4"
LB1R	LB2R	LWS1	LWS2	LWB1	LWB2
Fluted		Fluted	Reverse Bevel Acrylic	Fluted	
LPF1R or LPF1S 7/8"	LPF2R or LPF2S 1 1/4"	LWF1R or LWF1S 7/8"	LWF2R or LWF2S 1 1/4"	LMRA2R or LMRA2S 1 1/4"	LWF1 7/8"
				LWF2 1 1/4"	

Base Style	Table Description	Model #	Product Wt
	18 x 48 Fix	VETC 1848REFX	≡OS 45
	18 x 48 Fold	VETC 1848REFO	≡OS 50
	18 x 60 Fix	VETC 1860REFX	≡OS 56
	18 x 60 Fold	VETC 1860REFD	≡OS 61
	18 x 72 Fix	VETC 1872REFX	≡OS 63
	18 x 72 Fold	VETC 1872REFD	≡OS 68
	18 x 84 Fix	VETC 1884REFX	≡OS 72
	18 x 84 Fold	VETC 1884REFD	≡OS 77
	18 x 90 Fix	VETC 1890REFX	≡OS 76
	18 x 90 Fold	VETC 1890REFD	≡OS 81
	18 x 96 Fix	VETC 1896REFX	≡OS 80
	18 x 96 Fold	VETC 1896REFD	≡OS 85

To Order, Specify...

- 1 Model Number
- 2 Top Material
- 3 Edge Style and Thickness
- 4 Edge Color
- 5 Base Color
- 6 Additional Options



Laminate Wood	Laminate Urethane/PVC	Veneer Wood	Veneer 1 1/2" Wood	Veneer 1 1/2" Wood	Veneer Wood
Ergo (user side only)  LWE1 LWE2 7/8" 1 1/4"	Ergo (user side only)  LUPE1R LUPE2R or LUPE1S LUPE2S 7/8" 1 1/4"	Flat  VW1R VW2R or VW1S VW2S 7/8" 1 1/4"	Square  VWS1 VWS2 7/8" 1 1/4"	Bullnose  VWB1 VWB2 7/8" 1 1/4"	Ergo (user side only)  VWE1 VWE2 7/8" 1 1/4"
Reverse Bevel  LWR1 7/8"	PVC on remaining sides	Fluted  VWF1R VWF2R or VWF1S VWF2S 7/8" 1 1/4"	Fluted  VWF1 VWF2 7/8" 1 1/4"		
7/8" 1 1/4"	7/8" 1 1/4"	7/8" 1 1/4"	7/8" 1 1/4"	1 1/4"	7/8" 1 1/4"
2117	2089	2217	2400		2768
2530	2506	2632	2813		3179
2429	2434	2389	2588		3000
2846	2852	2803	3002		3416
2700	2708	2578	2798		3232
3118	3124	2990	3211		3644
3243	3025	2781	3027		3478
3659	3437	3201	3443		3892
3402	3620	3253	3552		4051
3819	4032	3668	3966		4469
3402	3620	3253	3552		4051
3819	4032	3668	3966		4469

Base Options

	Code	Price
Assembled Folding Table	BAF	\$ 77
Alternate Table Height 32" & Under	BAH	\$ 100
Alternate Table Height 32" & Over	BSP	\$ call
Adjustable Height, Pneumatic TC (Fix)	BAT	\$ 1228
Casters (4), Vela Wheel (to 72" length)	CAS29	\$ 171
Mix, Vela Wheel Casters & Glides (to 72" length) ...	BMV	\$ 163
Self-Leveling Glides (4)	GLD04	\$ 49
Stretcher Rail (Fix/Tilt) Finish Same as Base	BSR	\$ 243

(tables 36" H & over require a stretcher rail)

Finish Options

Powder Coat, Standard	n/c
Powder Coat, Premium	\$ 165
Platinum	\$ 488

Top Options

Ergo Wood Profile, Two Sides	TET	n/c
Ergo Wood Profile, All Sides	TEA	n/c
Table Link (all four sides)	TLK	\$ 251
Table Link (18" ends only)	TLE	\$ 135
Special Laminate	TSP	call
Custom Cutout (per cutout)	TCC	\$ 120

Power + Data Options

Please reference the Power + Data Price List











Wire Management Options

Basket, Under Top Mount	WBT	\$ 97
Plastic Runner, Under Top Mount	WRT	\$ 165
Wire Mesh Legway (pair)	WML	\$ 205
1 Oval Brush Grommet, Location A	WOA	\$ 97
2 Oval Brush Grommets, Location E	WOE	\$ 194
1 Oval Brush Grommet, Provide Location Print	WOG	\$ 97
1 Round Grommet, Location A	WRA	\$ 76
2 Round Grommets, Location E	WRE	\$ 152
1 Round Grommet, Provide Location Print	WRG	\$ 76

Accessories

Keyboard Platform w/Mouse Surface	AKP27M	\$ 760
CPU Holder (3" - 9" adjustment)	ACPU3-9F	\$ 237
CPU Holder (5" - 8" adjustment)	ACPU5-8F	\$ 155
CPU Holder (3" - 5" adjustment)	ACPU3F	\$ 155
Table Transport	ATT3054	\$ 1855
Table Floor Mount Bracket Set	AFB	\$ 57



Laminate Wood	Laminate Urethane	Laminate Urethane/PVC	Veneer Wood	Veneer 1 1/4" Wood	Veneer 1 1/4" Wood	Veneer Wood
Ergo (user side only)  LWE1 LWE2 7/8" 1 1/4"	Ergo (user side only)  LUE1 7/8"	Ergo (user side only)  LUPE1R LUPE2R OR LUPE1S LUPE2S 7/8" 1 1/4"	Flat  VW1R VW2R OR VW1S VW2S 7/8" 1 1/4"	Square  VWS1 VWS2 7/8" 1 1/4"	Bullnose  VWB1 VWB2 7/8" 1 1/4"	Ergo (user side only)  VWE1 VWE2 7/8" 1 1/4"
Reverse Bevel  LWRI 7/8"	1/4" urethane on remaining sides	PVC on remaining sides	Fluted  VWF1R VWF2R OR VWF1S VWF2S 7/8" 1 1/4"	Fluted  VWF1 VWF2 7/8" 1 1/4"		
7/8" 1 1/4"	7/8"	7/8" 1 1/4"	7/8" 1 1/4"	7/8" 1 1/4"	7/8" 1 1/4"	7/8" 1 1/4"
2198		2232	2298	2490		2870
2221	1726	2314	2319	2514		2894
2633	2137	2727	2735	2924		3309
2555	2058	2650	2655	2852		3232
2500	1987	2619	2559	2780		3183
2917	2401	3031	2976	3200		3597
2840	2325	2955	2900	3119		3519
2841	2111	2967	2780	3025		3475
3254	2522	3376	3200	3437		3889
3179	2453	3306	3122	3363		3812
3443		3343	3057	3335		3806
3858		3755	3469	3746		4218
3780		3680	3394	3671		4144
3608		3948	3428	3747		4256
4025		4364	3842	4163		4674
3948		4284	3766	4085		4594
3608		3948	3428	3747		4256
4025		4364	3842	4163		4674
3948		4284	3766	4085		4594

Base Options

	Code	Price
Assembled Folding Table	BAF	\$ 77
Alternate Table Height 32" & Under	BAH	\$ 100
Alternate Table Height 32" & Over	BSP	\$ call
Adjustable Height, Motorized (Fix)	BAM	\$ 2406
Adjustable Height, Pneumatic TC (Fix/Tilt)	BAT	\$ 1228
Casters (4), Vela Wheel (to 72" length)	CAS29	\$ 171
Mix, Vela Wheel Casters & Glides (to 72" length)	BMV	\$ 163
Self-Leveling Glides (4)	GLD04	\$ 49
Stretcher Rail (Fix/Tilt) Finish Same as Base (tables 36" H & over require a stretcher rail)	BSR	\$ 243

Finish Options

Powder Coat, Standard	n/c
Powder Coat, Premium	\$ 165
Platinum	\$ 488

Top Options

Ergo Wood Profile, Two Sides	TET	n/c
Ergo Wood Profile, All Sides	TEA	n/c
Table Link (all four sides)	TLK	\$ 251
Table Link (24" ends only)	TLE	\$ 135
Special Laminate	TSP	call
Custom Cutout (per cutout)	TCC	\$ 120
Laptop Locker (each)	TLA	\$ 1375
(available on fixed tables only, see page 34 in All Tables Price List for additional information)		
Electronic Lock (per locker)	TLEL	\$ 359
Power Unit (up to 10 lockers sequenced)	TLPU	\$ 567
(includes 1 key, required for electronic lock)		

Power + Data Options

Please reference the Power + Data Price List

Wire Management Options

Basket, Under Top Mount	WBT	\$ 97
Plastic Runner, Under Top Mount	WRT	\$ 165
Wire Mesh Legway (pair)	WML_	\$ 205
1 Oval Brush Grommet, Location A	WOA	\$ 97
2 Oval Brush Grommets, Location E	WOE	\$ 194
1 Oval Brush Grommet, Provide Location Print	WOG	\$ 97
1 Round Grommet, Location A	WRA	\$ 76
2 Round Grommets, Location E	WRE	\$ 152
1 Round Grommet, Provide Location Print	WRG	\$ 76

Accessories

Keyboard Platform w/Mouse Surface	AKP27M	\$ 760
CPU Holder (3" - 9" adjustment)	ACPU3-9F	\$ 237
CPU Holder (5" - 8" adjustment)	ACPU5-8F	\$ 155
CPU Holder (3" - 5" adjustment)	ACPU3F	\$ 155
Table Transport	ATT3054	\$ 1855
Table Floor Mount Bracket Set	AFB	\$ 57



Questions?

800 876 2120

Overlapping Folding Bases

Quickship Program Product
For Quickship specification details,
visit www.versteel.com/quickship

edge ordering code (radius corner) >
or
edge ordering code (square corner) >
top thickness >

edge ordering code (radius corner) >
or
edge ordering code (square corner) >
top thickness >
top thickness price >

top >
edge >











Laminate PVC	Laminate T-Mold	Laminate Wood	Laminate Soft PVC	Laminate 1 1/2" Wood	Laminate 1 1/2" Wood
Flat	Convex	Flat	Bumper	Square	Bullnose
LP1R or LP1S 7/8"	LP2R or LP2S 1 1/4"	LT1 LT2	LB1R LB2R 7/8" 1 1/4"	LWS1 LWS2 7/8" 1 1/4"	LWB1 LWB2 7/8" 1 1/4"
Fluted		Fluted	Reverse Bevel Acrylic	Fluted	
LPF1R or LPF1S 7/8"	LPF2R or LPF2S 1 1/4"	LWF1R or LWF1S 7/8" 1 1/4"	LMRA2R or LMRA2S 1 1/4"	LWF1 LWF2 7/8" 1 1/4"	
7/8"	1 1/4"	7/8"	1 1/4"	7/8"	1 1/4"

Base Style	Table Description	Model #	Product Wt
	30 x 42 Fix	VETC 3042REFX	67
	30 x 48 Fix	VETC 3048REFX	73
	30 x 48 Fold	VETC 3048REFO	75
	30 x 48 Tilt	VETC 3048RETL	85
	30 x 60 Fix	VETC 3060REFX	88
	30 x 60 Fold	VETC 3060REFD	90
	30 x 60 Tilt	VETC 3060RETL	100
	30 x 72 Fix	VETC 3072REFX	101
	30 x 72 Fold	VETC 3072REFD	103
	30 x 72 Tilt	VETC 3072RETL	113
	30 x 84 Fix	VETC 3084REFX	115
	30 x 84 Fold	VETC 3084REFD	117
	30 x 84 Tilt	VETC 3084RETL	127
	30 x 90 Fix	VETC 3090REFX	120
	30 x 90 Fold	VETC 3090REFD	122
	30 x 90 Tilt	VETC 3090RETL	132
	30 x 96 Fix	VETC 3096REFX	127
	30 x 96 Fold	VETC 3096REFD	129
	30 x 96 Tilt	VETC 3096RETL	139

To Order, Specify...

- 1 Model Number
- 2 Top Material
- 3 Edge Style and Thickness
- 4 Edge Color
- 5 Base Color
- 6 Additional Options



Laminate Wood	Laminate Urethane	Laminate Urethane/PVC	Veneer Wood	Veneer 1 1/4" Wood	Veneer 1 1/4" Wood	Veneer Wood
Ergo (user side only)  LWE1 LWE2 7/8" 1 1/4"	Ergo (user side only)  LUE1 7/8"	Ergo (user side only)  LUPE1R LUPE2R OR LUPE1S LUPE2S 7/8" 1 1/4"	Flat  VW1R VW2R OR VW1S VW2S 7/8" 1 1/4"	Square  VWS1 VWS2 7/8" 1 1/4"	Bullnose  VWB1 VWB2 7/8" 1 1/4"	Ergo (user side only)  VWE1 VWE2 7/8" 1 1/4"
Reverse Bevel  LWRI 7/8"	1/4" urethane on remaining sides	PVC on remaining sides	Fluted  VWF1R VWF2R OR VWF1S VWF2S 7/8" 1 1/4"	Fluted  VWF1 VWF2 7/8" 1 1/4"		
7/8" 1 1/4"	7/8"	7/8" 1 1/4"	7/8" 1 1/4"	7/8" 1 1/4"	7/8" 1 1/4"	7/8" 1 1/4"
2114		2429	2268	2460		2822
2454	1895	2542	2558	2779		3178
2866	2310	2955	2975	3193		3591
2793	2234	2880	2900	3119		3516
2744	2053	2867	2825	3076		3531
3155	2466	3283	3238	3487		3946
3082	2394	3205	3165	3416		3871
3165	2207	3238	3154	3436		3817
3579	2620	3653	3566	3850		4231
3504	2545	3577	3489	3775		4154
3755		3613	3443	3756		4253
4169		4026	3858	4172		4670
4092		3949	3780	4093		4592
4025		4259	3859	4222		4749
4439		4674	4272	4636		5159
4363		4594	4192	4558		5082
4025		4259	3859	4222		4749
4439		4674	4272	4636		5159
4363		4594	4192	4558		5082

Base Options

	Code	Price
Assembled Folding Table	BAF	\$ 77
Alternate Table Height 32" & Under	BAH	\$ 100
Alternate Table Height 32" & Over	BSP	\$ call
Adjustable Height, Motorized (Fix)	BAM	\$ 2406
Adjustable Height, Pneumatic TC (Fix/Tilt)	BAT	\$ 1228
Casters (4), Vela Wheel (to 72" length)	CAS29	\$ 171
Mix, Vela Wheel Casters & Glides (to 72" length)	BMV	\$ 163
Self-Leveling Glides (4)	GLD04	\$ 49
Stretcher Rail (Fix/Tilt) Finish Same as Base (tables 36" H & over require a stretcher rail)	BSR	\$ 243

Finish Options

Powder Coat, Standard	n/c
Powder Coat, Premium	\$ 165
Platinum	\$ 488

Top Options

Ergo Wood Profile, Two Sides	TET	n/c
Ergo Wood Profile, All Sides	TEA	n/c
Table Link (all four sides)	TLK	\$ 251
Table Link (30" ends only)	TLE	\$ 135
Special Laminate	TSP	call
Custom Cutout (per cutout)	TCC	\$ 120
Laptop Locker (each)	TLA	\$ 1375
(available on fixed tables only, see page 34 in All Tables Price List for additional information)		
Electronic Lock (per locker)	TLEL	\$ 359
Power Unit (up to 10 lockers sequenced)	TLPV	\$ 567
(includes 1 key, required for electronic lock)		

Power + Data Options

Please reference the Power + Data Price List

Wire Management Options

Basket, Under Top Mount	WBT	\$ 97
Plastic Runner, Under Top Mount	WRT	\$ 165
Wire Mesh Legway (pair)	WML_	\$ 205
1 Oval Brush Grommet, Location A	WOA	\$ 97
2 Oval Brush Grommets, Location E	WOE	\$ 194
1 Oval Brush Grommet, Provide Location Print	WOG	\$ 97
1 Round Grommet, Location A	WRA	\$ 76
2 Round Grommets, Location E	WRE	\$ 152
1 Round Grommet, Provide Location Print	WRG	\$ 76

Accessories

Keyboard Platform w/Mouse Surface	AKP27M	\$ 760
CPU Holder (3" - 9" adjustment)	ACPU3-9F	\$ 237
CPU Holder (5" - 8" adjustment)	ACPU5-8F	\$ 155
CPU Holder (3" - 5" adjustment)	ACPU3F	\$ 155
Table Transport	ATT3054	\$ 1855
Table Floor Mount Bracket Set	AFB	\$ 57



Laminate Wood	Veneer Wood	Veneer 1 1/4" Wood	Veneer 1 1/2" Wood	Veneer Wood
Ergo (user side only) LWE1 LWE2 7/8" 1 1/4"	Flat VW1R VW2R or VW1S VW2S 7/8" 1 1/4"	Square VWS1 VWS2 7/8" 1 1/4"	Bullnose VWB1 VWB2 7/8" 1 1/4"	Ergo (user side only) VWE1 VWE2 7/8" 1 1/4"
Reverse Bevel LWR1 7/8"	Fluted VW1R VW2R or VW1S VW2S 7/8" 1 1/4"	Fluted VWF1 VWF2 7/8" 1 1/4"		
7/8" 1 1/4"	7/8" 1 1/4"	7/8" 1 1/4"	7/8" 1 1/4"	7/8" 1 1/4"
2816	3124	3437	3770	
3232	3540	3855	4186	
3154	3463	3779	4111	
2997	3311	3644	3973	
3409	3723	4059	4393	
3335	3647	3984	4314	
3421	3681	4065	4443	
3835	4096	4477	4855	
3758	4020	4402	4781	
4157	4009	4428	4848	
4570	4424	4842	5262	
4495	4345	4763	5186	
4376	4281	4734	5183	
4794	4695	5151	5595	
4721	4618	5074	5525	
4376	4281	4734	5183	
4794	4695	5151	5595	
4721	4618	5074	5525	

Base Options

	Code	Price
Assembled Folding Table	BAF	\$ 77
Alternate Table Height 32" & Under	BAH	\$ 100
Alternate Table Height 32" & Over	BSP	\$ call
Adjustable Height, Motorized (Fix)	BAM	\$ 2406
Adjustable Height, Pneumatic TC (Fix/Tilt)	BAT	\$ 1228
Casters (4), Vela Wheel (to 72" length)	CAS29	\$ 171
Mix, Vela Wheel Casters & Glides (to 72" length)	BMV	\$ 163
Self-Leveling Glides (4)	GLD04	\$ 49
Stretcher Rail (Fix/Tilt) Finish Same as Base (tables 36" H & over require a stretcher rail)	BSR	\$ 243

Finish Options

Powder Coat, Standard	n/c
Powder Coat, Premium	\$ 165
Platinum	\$ 488

Top Options

Ergo Wood Profile, Two Sides	TET	n/c
Ergo Wood Profile, All Sides	TEA	n/c
Table Link (all four sides)	TLK	\$ 251
Table Link (36" ends only)	TLF	\$ 135
Special Laminate	TSP	call
Custom Cutout (per cutout)	TCC	\$ 120
Laptop Locker (each)	TLA	\$ 1375
(available on fixed tables only, see page 34 in All Tables Price List for additional information)		
Electronic Lock (per locker)	TLEL	\$ 359
Power Unit (up to 10 lockers sequenced)	TLPV	\$ 567
(includes 1 key, required for electronic lock)		

Power + Data Options

Please reference the Power + Data Price List

Wire Management Options

Basket, Under Top Mount	WBT	\$ 97
Plastic Runner, Under Top Mount	WRT	\$ 165
Wire Mesh Legway (pair)	WML	\$ 205
1 Oval Brush Grommet, Location A	WOA	\$ 97
2 Oval Brush Grommets, Location E	WOE	\$ 194
1 Oval Brush Grommet, Provide Location Print	WOG	\$ 97
1 Round Grommet, Location A	WRA	\$ 76
2 Round Grommets, Location E	WRE	\$ 152
1 Round Grommet, Provide Location Print	WRG	\$ 76

Accessories

Keyboard Platform w/Mouse Surface	AKP27M	\$ 760
CPU Holder (3" - 9" adjustment)	ACPU3-9F	\$ 237
CPU Holder (5" - 8" adjustment)	ACPU5-8F	\$ 155
CPU Holder (3" - 5" adjustment)	ACPU3F	\$ 155
Table Transport	ATT3054	\$ 1855
Table Floor Mount Bracket Set	AFB	\$ 57



Questions?












800 876 2120

⊕ Indicates Number of Bases
 QS Quickship Program Product
 For Quickship specification details,
 visit www.versteel.com/quickship

edge ordering code (radius corner) >
 or
 edge ordering code (square corner) >
 top thickness >

edge ordering code (radius corner) >
 or
 edge ordering code (square corner) >
 top thickness >
 top thickness price >








top >
 edge >

Laminate PVC	Laminate T-Mold	Laminate Wood	Laminate Soft PVC	Laminate 1 1/2" Wood	Laminate 1 1/2" Wood	
Flat	Convex	Flat	Bumper	Square	Bullnose	
 LP2R or LP2S 1 1/4"	 LT2 1 1/4"	 LW2R or LW2S 1 1/4"	 LB2R 1 1/4"	 LWS2 1 1/4"	 LWB2 1 1/4"	
Fluted		Fluted	Reverse Bevel Acrylic	Fluted		
 LPF2R or LPF2S 1 1/4"		 LWF2R or LWF2S 1 1/4"	 LMRA2R or LMRA2S 1 1/4"	 LWF2 1 1/4"		
	1 1/4"		1 1/4"		1 1/4"	
Base Style	Table Description	Model #	Product Wt			
 Y3	42 x 72 Fix	VEY3 4272REFX	QS 150	3036	3972	4599
	42 x 84 Fix	VEY3 4284REFX	QS 167	3193	4414	5231
	42 x 96 Fix	VEY3 4296REFX	QS 184	3284	4554	5397
	48 x 96 Fix	VEY3 4896REFX	QS 204	3362	4714	5621
	48 x 120 Fix	VEY3 48120REFX	⊕ QS 247	4989	6617	7708
	48 x 144 Fix	VEY3 48144REFX	QS 286	6066	7839	9030
	60 x 144 Fix	VEY3 60144REFX	QS 352	6987	9371	10964

To Order, Specify...

- 1 Model Number
- 2 Top Material
- 3 Edge Style and Thickness
- 4 Edge Color
- 5 Base Color
- 6 Additional Options



Laminate Wood	Veneer Wood	Veneer 1 1/4" Wood	Veneer 1 1/4" Wood	Veneer Wood
Ergo (user side only)  LWE2 1 1/4"	Flat  VW2R or VW2S 1 1/4"	Square  VWS2 1 1/4"	Bullnose  VWB2 1 1/4"	Ergo (user side only)  VWE2 1 1/4"
	Fluted  VWF2R or VWF2S 1 1/4"	Fluted  VWF2 1 1/4"		
1 1/4"	1 1/4"	1 1/4"		1 1/4"
5085	5298	5748		6148
5796	5691	6184		6628
6030	6054	6588		7068
6296	6455	7033		7529
8233	8657	9415		9729
9614	10246	11110		11466
11576	11556	12578		12976

Base Options

	Code	Price
Alternate Table Height 32" & Under.....	BAH	\$ 100
Alternate Table Height 32" & Over.....	BSP	\$ call

Finish Options

Powder Coat, Standard.....		n/c
Powder Coat, Premium.....		\$ 165
Platinum.....		\$ 488

Top Options

2-Piece Top (120" length only).....	T2P	\$ 629
Ergo Wood Profile, Two Sides.....	TET	n/c
Table Link (all four sides).....	TLK	\$ 251
Table Link (42", 48" or 60" ends only).....	TLE	\$ 135
Special Laminate.....	TSP	call
Custom Cutout (per cutout).....	TCC	\$ 120
Laptop Locker (each).....	TLA	\$ 1375
(available on fixed tables only, see page 34 in All Tables Price List for additional information)		
Electronic Lock (per locker).....	TLEL	\$ 359
Power Unit (up to 10 lockers sequenced).....	TLPU	\$ 567
(includes 1 key, required for electronic lock)		

Power + Data Options

Please reference the Power + Data Price List

Wire Management Options

Basket, Under Top Mount.....	WBT	\$ 97
Wire Mesh Legway Y3 (pair).....	WMY_	\$ 205
Wire Mesh Legway T3 (each).....	WMT_	\$ 123
1 Oval Brush Grommet, Location K.....	WOK	\$ 97
1 Oval Brush Grommet, Provide Location Print.....	WOG	\$ 97
1 Round Grommet, Location K.....	WRK	\$ 76
1 Round Grommet, Provide Location Print.....	WRG	\$ 76

Accessories

Table Floor Mount Bracket Set.....	AFB	\$ 57
------------------------------------	-----	-------



Questions?

800 876 2120

Overlapping Folding Bases

Indicates Number of Bases

Quickship Program Product
For Quickship specification details, visit www.versteel.com/quickship

top >
edge >

Laminate PVC	Laminate T-Mold	Laminate Wood	Laminate Soft PVC	Laminate 1 1/2" Wood	Laminate 1 1/2" Wood
Flat	Convex	Flat	Bumper	Square	Bullnose
LP1R LP2R	LT1 LT2	LW1R LW2R	LB1R LB2R	LWS1 LWS2	LWB1 LWB2
7/8" 1 1/4"	7/8" 1 1/4"	7/8" 1 1/4"	7/8" 1 1/4"	7/8" 1 1/4"	7/8" 1 1/4"
Fluted		Fluted	Reverse Bevel Acrylic	Fluted	
LPF1R LPF2R		LWF1R LWF2R	LMRA2R	LWF1 LWF2	
7/8" 1 1/4"		7/8" 1 1/4"	1 1/4"	7/8" 1 1/4"	
top thickness price >					
7/8" 1 1/4"		7/8" 1 1/4"		7/8" 1 1/4"	

edge ordering code >

top thickness >

edge ordering code >

top thickness >

top thickness price >

Base Style	Table Description	Model #	Product Wt
	Racetrack		
	36 x 72 Fix	VEY1 3672RAFX	103
	36 x 72 Fold	VEY1 3672RAFO	105
	36 X 72 Tilt	VEY1 3672RATL	115
	42 x 84 Fix	VEY3 4284RAFX	157
	42 x 96 Fix	VEY3 4296RAFX	174
	48 x 96 Fix	VEY3 4896RAFX	190
	48 x 120 Fix	VEY3 48120RAFX	230
	48 x 144 Fix	VEY3 48144RAFX	269
	60 X 144 Fix	VEY3 60144RAFX	326
	Oval		
	36 x 72 Fix	VEY1 3672OVFX	93
	36 x 72 Fold	VEY1 3672OVFO	95
	36 X 72 Tilt	VEY1 3672OVTL	105
	42 X 84 Fix	VEY3 4284OVFX	142
	48 X 96 Fix	VEY3 4896OVFX	171
48 X 120 Fix	VEY3 48120OVFX	202	

1867	1867	2827	2827	3477	3477
2285	2285	3240	3240	3890	3890
2206	2206	3165	3165	3812	3812
	3358		4775		5729
	3588		5000		5957
	3633		5135		6150
	4955		6472		7486
	6862		8637		8948
	7467		9734		11245
1996	1996	3055	3055	3766	3766
2414	2414	3468	3468	4183	4183
2339	2339	3392	3392	4105	4105
	3516		5282		6127
	3825		5727		6591
	5273		6945		8055

To Order, Specify...

- 1 Model Number
- 2 Top Material
- 3 Edge Style and Thickness
- 4 Edge Color
- 5 Base Color
- 6 Additional Options



Laminate Wood		Veneer Wood		Veneer 1 1/2" Wood		Veneer 1 1/2" Wood		Veneer Wood	
Ergo		Flat		Square		Bullnose		Ergo	
LWE1	LWE2	VW1R	VW2R	VWS1	VWS2	VWB1	VWB2	VWE1	VWE2
7/8"	1 1/4"	7/8"	1 1/4"	7/8"	1 1/4"	7/8"	1 1/4"	7/8"	1 1/4"
Reverse Bevel		Fluted		Fluted					
LWR1		VWFR1	VWFR2	VWFF1	VWFF2				
7/8"		7/8"	1 1/4"	7/8"	1 1/4"				
7/8"	1 1/4"	7/8"	1 1/4"	7/8"	1 1/4"			7/8"	1 1/4"
3930	3930	5564	5564	6157		6157		6689	6689
4344	4344	5979	5979	6571		6571		7102	7102
4267	4267	5905	5905	6494		6494		7025	7025
	6223		7492			8180			8807
	6474		8380			8831			9448
	6700		8256			9035			9717
	7954		9357			10268			10686
	10346		12899			14055			14566
	11868		14861			16253			16860
4264	4264	6066	6066	6715		6715		7297	7297
5921	5921	6479	6479	7128		7128		8770	8770
6378	6378	6402	6402	7051		7051		9689	9689
	8577		8329			8826			9533
	9431		9192			9765			10565
	10431		10160			11120			12033

Base Options

	Code	Price
Assembled Folding Table	BAF	\$ 77
Alternate Table Height 32" & Under.....	BAH	\$ 100
Alternate Table Height 32" & Over.....	BSP	\$ call
Casters (4), Vela Wheel (TI)	CAS29	\$ 171
Self-Leveling Glides (4) (TI).....	GLD04	\$ 49
Stretcher Rail (Fix/Tilt) Finish Same as Base.....	BSR	\$ 243

Finish Options

Powder Coat, Standard	n/c
Powder Coat, Premium.....	\$ 165
Platinum.....	\$ 488

Top Options

2-Piece Top (120" length only)	T2P	\$ 629
Special Laminate.....	TSP	
Custom Cutout (per cutout)	TCC	\$ 120

Power + Data Options

Please reference the Power + Data Price List

Wire Management Options

Basket, Under Top Mount	WBT	\$ 97
Canvas Legway	WCL	\$ 100
Wire Mesh Legway (pair)	WML	\$ 205
Wire Mesh Legway Y3 (pair).....	WMY	\$ 205
Wire Mesh Legway T3 (each).....	WMT	\$ 123
1 Oval Brush Grommet, Location K.....	WOK	\$ 97
1 Oval Brush Grommet, Provide Location Print.....	WOG	\$ 97
1 Round Grommet, Location K	WRK	\$ 76
1 Round Grommet, Provide Location Print	WRG	\$ 76
Power Hatch (black), Available in 6" increments ...	WPH	
24" or less (each)		\$ 256
25" to 48" (each)		\$ 333
49" to 81" (each).....		\$ 405

Accessories

Table Transport	ATT3054	\$ 1855
Table Floor Mount Bracket Set.....	AFB	\$ 57



Questions?

800 876 2120

⊕ Indicates Number of Bases

⊕ Quickship Program Product
For Quickship specification details,
visit www.versteel.com/quickship

top >
edge >

edge ordering code >

top thickness >

edge ordering code >

top thickness >

top thickness price >

Laminate PVC	Laminate T-Mold	Laminate Wood	Laminate Soft PVC	Laminate 1 1/2" Wood	Laminate 1 1/2" Wood
Flat	Convex	Flat	Bumper	Square	Bullnose
LP2R	LT2	LW2R	LB2R	LWS2	LWB2
1 1/4"	1 1/4"	1 1/4"	1 1/4"	1 1/4"	1 1/4"
Fluted		Fluted	Reverse Bevel Acrylic	Fluted	
LPF2R		LWF2R	LMRA2R	LWF2	
1 1/4"		1 1/4"	1 1/4"	LWF2 1 1/4"	
1 1/4"		1 1/4"		1 1/4"	
3692		5338		6450	
3718		5480		6665	
5068		6904		8130	
7321		9276		10585	

Base Style	Table Description	Model #	Product Wt
	30 x 42 x 96 Fix	VEY3 3096BTFX	⊕ 174
	36 x 48 x 96 Fix	VEY3 3696BTFX	⊕ 194
	36 x 48 x 120 Fix	VEY3 36120BTFX	⊕ 231
	36 x 48 x 144 Fix	VEY3 36144BTFX	⊕ 267

Y3

To Order, Specify...

- ① Model Number
- ② Top Material
- ③ Edge Style and Thickness
- ④ Edge Color
- ⑤ Base Color
- ⑥ Additional Options



Laminate Wood	Veneer Wood	Veneer 1 1/4" Wood	Veneer 1 1/2" Wood	Veneer Wood
Ergo LWE2 1 1/4"	Flat VW2R 1 1/4"	Square VWS2 1 1/4"	Bullnose VWB2 1 1/4"	Ergo VWE2 1 1/4"
	Fluted VWF2R 1 1/4"	Fluted VWF2 1 1/4"		
1 1/4"	1 1/4"	1 1/4"		1 1/4"
7006	8779	9606		10275
7263	8970	9838		10576
8637	10181	11188		11643
11152	13834	15246		15795

Base Options

	Code	Price
Alternate Table Height 32" & Under.....	BAH	\$ 100
Alternate Table Height 32" & Over.....	BSP	\$ call

Finish Options

Powder Coat, Standard.....		n/c
Powder Coat, Premium.....		\$ 165
Platinum.....		\$ 488

Top Options

2-Piece Top (120" length only).....	T2P	\$ 629
Special Laminate.....	TSP	
Custom Cutout (per cutout).....	TCC	\$ 120

Power + Data Options

Please reference the Power + Data Price List

Wire Management Options

Basket, Under Top Mount.....	WBT	\$ 97
Wire Mesh Legway Y3 (pair).....	WMY_	\$ 205
Wire Mesh Legway T3 (each).....	WMT_	\$ 123
1 Oval Brush Grommet, Location K.....	WOK	\$ 97
1 Oval Brush Grommet, Provide Location Print.....	WOG	\$ 97
1 Round Grommet, Location K.....	WRK	\$ 76
1 Round Grommet, Provide Location Print.....	WRG	\$ 76
Power Hatch (black), Available in 6" increments...WPH		
24" or less (each).....		\$ 256
25" to 48" (each).....		\$ 333
49" to 81" (each).....		\$ 405

Accessories

Table Floor Mount Bracket Set.....	AFB	\$ 57
------------------------------------	-----	-------

Vela
Split Top, Corner,
Video Wedge + Transition



Questions?

800 876 2120

Quickship Program Product
For Quickship specification details,
visit www.versteel.com/quickship

top >
edge >

edge ordering code (radius corner) >
or
edge ordering code (square corner) >
top thickness >

edge ordering code (radius corner) >
or
edge ordering code (square corner) >
top thickness >





top thickness price >

Laminate PVC	Laminate T-Mold	Laminate Wood	Laminate Soft PVC	Laminate 1/4" Wood
Flat	Convex	Flat	Bumper	Square
LP1R or LP1S 7/8"	LP2R or LP2S 1 1/4"	LT1	LT2	LW1R or LW1S 7/8"
LW2R or LW2S 1 1/4"	LB1R	LB2R	LWS1 7/8"	LWS2 1 1/4"
Fluted		Fluted	Reverse Bevel Acrylic	Fluted
LPF1R or LPF1S 7/8"	LPF2R or LPF2S 1 1/4"	LWF1R or LWF1S 7/8"	LWF2R or LWF2S 1 1/4"	LMRA2R or LMRA2S 1 1/4"
LWF1 7/8"	LWF2 1 1/4"			
7/8"	1 1/4"	7/8"	1 1/4"	7/8" 1 1/4"
Base Style	Table Description	Model #	Product Wt	
	Split Top			
	TI 36 x 48 Split Rectangle Fix	VETI 3648RSFX	101	3233
	36 x 60 Split Rectangle Fix	VETI 3660RSFX	116	3398
	36 x 72 Split Rectangle Fix	VETI 3672RSFX	131	3566
	TC 36 x 60 Split Ellipse Fix	VETC 3660ESFX	98	3398
	36 x 72 Split Ellipse Fix	VETC 3672ESFX	109	3566
	Corner			
	TI 24 x 42 Fix	VETI 2442CRFX	83	1742
	30 x 48 Fix	VETI 3048CRFX	100	1840
	TC 24 x 42 Fix	VETC 2442CRFX	83	1742
	30 x 48 Fix	VETC 3048CRFX	100	1840
	Video Wedge			
	TI 30 x 60 Fix	VETI 3060VWFX	57	1664
	36 x 72 Fix	VETI 3672VWFX	81	1982
	TC 24 x 48 Fix	VETC 2448VWFX	42	1426
	30 x 60 Fix	VETC 3060VWFX	57	1664
	36 x 72 Fix	VETC 3672VWFX	81	1982
	Transition			
	TI 24 x 30 Fix	VETI 2430TRFX	37	1236
	30 x 30 Fix	VETI 3030TRFX	43	1238
	36 x 30 Fix	VETI 3630TRFX	54	1303
	TC 24 x 30 Fix	VETC 2430TRFX	37	1236
	30 x 30 Fix	VETC 3030TRFX	43	1238
	36 x 30 Fix	VETC 3630TRFX	54	1303

To Order, Specify...

- 1 Model Number
- 2 Top Material
- 3 Edge Style and Thickness
- 4 Edge Color
- 5 Base Color
- 6 Additional Options



Veneer Wood	Veneer 1 1/4" Wood
Flat 	Square 
VW1R VW2R or VW1S VW2S 7/8" 1 1/4"	VWS1 VWS2 7/8" 1 1/4"
Fluted 	Fluted 
VWF1R VWF2R or VWF1S VWF2S 7/8" 1 1/4"	VWF1 VWF2 7/8" 1 1/4"
7/8" 1 1/4"	7/8"
5715	6116
6150	6606
6665	7169
6150	
6665	
3606	3913
4113	4477
3606	3913
4113	4477
3908	4279
4697	5154
3271	3567
3908	4279
4697	5154
2693	2923
2696	2924
3086	3366
2694	2923
2696	2924
3086	3366

Base Options

	Code	Price
Alternate Table Height 32" & Under.....	BAH	\$ 100
Alternate Table Height 32" & Over.....	BSP	\$ call
Adjustable Height, Motorized (Fix).....	BAM	\$ 2406
Adjustable Height, Pneumatic T1, TC (Fix/Tilt).....	BAT	\$ 1228
Casters (4), Vela Wheel.....	CAS29	\$ 171
Mix, Vela Wheel Casters & Glides.....	BMV	\$ 163
Self-Leveling Glides (4).....	GLD04	\$ 49
Stretcher Rail (Fix/Tilt) Finish Same as Base.....	BSR	\$ 243

Finish Options

Powder Coat, Standard.....	n/c
Powder Coat, Premium.....	\$ 165
Platinum.....	\$ 488

Top Options

Table Link.....	TLK	\$ 251
Special Laminate.....	TSP	call
Custom Cutout (per cutout).....	TCC	\$ 120

Power + Data Options

Please reference the Power + Data Price List

Wire Management Options

Basket, Under Top Mount.....	WBT	\$ 97
Wire Mesh Legway (pair).....	WML_	\$ 205
1 Oval Brush Grommet, Provide Location Print.....	WOG	\$ 97
1 Round Grommet, Provide Location Print.....	WRG	\$ 76

Accessories

Keyboard Platform w/Mouse Surface.....	AKP27M	\$ 760
CPU Holder (3" - 9" adjustment).....	ACPU3-9F	\$ 237
CPU Holder (5" - 8" adjustment).....	ACPU5-8F	\$ 155
CPU Holder (3" - 5" adjustment).....	ACPU3F	\$ 155
Table Floor Mount Bracket Set.....	AFB	\$ 57

Vela
Trapezoid,
Crescent + Teardrop



Questions?

800 876 2120

Overlapping Folding Bases
 Quickship Program Product
For Quickship specification details,
visit www.versteel.com/quickship

edge ordering code (radius corner) >
or
edge ordering code (square corner) >
top thickness >

edge ordering code (radius corner) >
or
edge ordering code (square corner) >
top thickness >





top >
edge >

		Laminate PVC		Laminate T-Mold		Laminate Wood		Laminate Soft PVC		Laminate 1 1/2" Wood		
		Flat		Convex		Flat		Bumper		Square		
		LP1R or LP1S 7/8"	LP2R or LP2S 1 1/4"	LT1 7/8"	LT2 1 1/4"	LW1R or LW1S 7/8"	LW2R or LW2S 1 1/4"	LB1R 7/8"	LB2R 1 1/4"	LWS1 7/8"	LWS2 1 1/4"	
		Fluted				Fluted		Reverse Bevel Acrylic		Fluted		
		LPF1R or LPF1S 7/8"	LPF2R or LPF2S 1 1/4"			LWF1R or LWF1S 7/8"	LWF2R or LWF2S 1 1/4"	LMRA2R 1 1/4"	LMRA2S 1 1/4"	LWF1 7/8"	LWF2 1 1/4"	
		7/8" 1 1/4"		7/8" 1 1/4"		7/8" 1 1/4"		1 1/4"		7/8" 1 1/4"		
Base Style	Table Description	Model #	Product Wt									
	Trapezoid											
	TI	30 x 30 x 30 x 60 Fix	VETI 3060TZFX	≠OS	57	1417	1417	2083	2083	2541	2541	
		30 x 30 x 30 x 60 Slim-Tilt	VETI 3060TZST	≠OS	71	1754	1754	2424	2424	2880	2880	
		36 x 36 x 36 x 72 Fix	VETI 3672TZFX	≠OS	86	1660	1660	2488	2488	3049	3049	
		36 x 36 x 36 x 72 Fold	VETI 3672TZFO	≠OS	88	2074	2074	2903	2903	3463	3463	
	36 x 36 x 36 x 72 Tilt	VETI 3672TZTL	≠OS	98	1995	1995	2824	2824	3390	3390		
	Trapezoid											
	TC	24 x 24 x 24 x 48 Fix	VETC 2448TZFX	≠OS	45	1230	1230	1727	1727	2070	2070	
		24 x 24 x 24 x 48 Tilt	VETC 2448TZTL	≠OS	49	1569	1569	2067	2067	2410	2410	
		24 x 48 x 24 x 72 Fix	VETC 2472TZFX	≠OS	62	1487	1487	2119	2119	2551	2551	
		24 x 48 x 24 x 72 Fold	VETC 2472TZFO	≠OS	66	1901	1901	2536	2536	2968	2968	
	24 x 48 x 24 x 72 Tilt	VETC 2472TZTL	≠OS	76	1826	1826	2460	2460	2893	2893		
	Crescent											
	TI	24 x 48 x 75 Fix	VETI 2475CTFX	≠OS	63	1542	1542	2309	2309	2827	2827	
		24 x 48 x 75 Fold	VETI 2475CTFO	≠OS	67	1958	1958	2724	2724	3240	3240	
		24 x 60 x 94 Fix	VETI 2494CTFX	≠OS	84	2239	2239	3358	3358	4110	4110	
		24 x 60 x 94 Fold	VETI 2494CTFO	≠OS	88	2652	2652	3769	3769	4522	4522	
		30 x 60 x 94 Fix	VETI 3094CTFX	≠OS	101	2286	2286	3394	3394	4144	4144	
		30 x 60 x 94 Fold	VETI 3094CTFO	≠OS	103	2698	2698	3806	3806	4557	4557	
	Teardrop											
	X1	42 x 24 Fix	VEX1 4224TDFX	≠OS	73	1676	1676	2503	2503	3062	3062	
		52 x 30 Fix	VEX1 5230TDFX	≠OS	101		1361		1878		2233	
		Trapezoid										
		X4	42 x 24 Fix	VEX4 4224TDFX	≠OS	78	1886	1886	2708	2708	3271	3271
			52 x 30 Fix	VEX4 5230TDFX	≠OS	106		2290		3358		4079

To Order, Specify...

- 1 Model Number
- 2 Top Material
- 3 Edge Style and Thickness
- 4 Edge Color
- 5 Base Color
- 6 Additional Options



Veneer Wood		Veneer 1 1/4" Wood	
Flat		Square	
			
VW1R VW2R or VW1S VW2S 7/8" 1 1/4"	VWS1 VWS2 7/8" 1 1/4"		
Fluted		Fluted	
			
VWF1R VWF2R or VWF1S VWF2S 7/8" 1 1/4"	VWF1 VWF2 7/8" 1 1/4"		
7/8" 1 1/4"	7/8"		
3410	3410	3729	3729
3750	3750	4067	4067
3869	3869	4233	4233
4283	4283	4647	4647
4205	4205	4569	4569
3079	3079	3354	3354
3417	3417	3692	3692
3536	3536	3869	3869
3949	3949	4283	4283
3873	3873	4206	4206
3513	3513	3837	3837
3926	3926	4252	4252
4296	4296	4710	4710
4709	4709	5126	5126
4999	4999	5492	5492
5411	5411	5905	5905
5786	5786	6365	6365
6199	6199	6780	6780
3296	3296	3582	3582
	3825		4169
3504	3504	3788	3788
	4233		4596

Base Options

	Code	Price
Alternate Table Height 32" & Under.....	BAH	\$ 100
Alternate Table Height 32" & Over.....	BSP	\$ call
Adjustable Height, Pneumatic T1 (Fix/Tilt).....	BAT	\$ 1228
Adjustable Height - Pneumatic X1 (Fix/Tilt).....	BAX	\$ 738
Casters (4), Vela Wheel.....	CAS29	\$ 171
Mix, Vela Wheel Casters & Glides.....	BMV	\$ 163
Self-Leveling Glides (4).....	GLD04	\$ 49
Stretcher Rail (Fix/Tilt) Finish Same as Base.....	BSR	\$ 243

Finish Options

Powder Coat, Standard.....	n/c
Powder Coat, Premium.....	\$ 165
Platinum.....	\$ 488

Top Options

Table Link.....	TLK	\$ 251
Special Laminate.....	TSP	call
Custom Cutout (per cutout).....	TCC	\$ 120

Power + Data Options

Please reference the Power + Data Price List

Wire Management Options

Basket, Under Top Mount.....	WBT	\$ 97
Wire Mesh Legway (pair).....	WML_	\$ 205
Wire Mesh Legway X-4.....	WMX_	\$ 123
Plastic Legway.....	WRL	\$ 78
1 Oval Brush Grommet, Provide Location Print.....	WOG	\$ 97
1 Round Grommet, Provide Location Print.....	WRG	\$ 76

Accessories

Table Transport.....	ATT3054	\$ 1855
Table Floor Mount Bracket Set.....	AFB	\$ 57

Vela
Half Round
+ Quarter Round



Questions?

800 876 2120

- Overlapping Folding Bases
- Indicates Number of Bases
- Quickship Program Product
For Quickship specification details,
visit www.versteel.com/quickship

top >
edge >

edge ordering code (radius corner) >
or
edge ordering code (square corner) >
top thickness >

edge ordering code (radius corner) >
or
edge ordering code (square corner) >
top thickness >









		Laminate PVC		Laminate T-Mold		Laminate Wood		Laminate Soft PVC		Laminate 1/4" Wood			
		Flat		Convex		Flat		Bumper		Square			
		LP1R or LP1S	LP2R or LP2S	LT1	LT2	LW1R or LW1S	LW2R or LW2S	LB1R	LB2R	LWS1	LWS2		
		7/8"	1 1/4"	7/8"	1 1/4"	7/8"	1 1/4"	7/8"	1 1/4"	7/8"	1 1/4"		
		Fluted				Fluted		Reverse Bevel Acrylic		Fluted			
		LPF1R or LPF1S	LPF2R or LPF2S			LWF1R or LWF1S	LWF2R or LWF2S	LMRA2R or LMRA2S			LWF1	LWF2	
		7/8"	1 1/4"			7/8"	1 1/4"	1 1/4"			7/8"	1 1/4"	
		7/8"		1 1/4"		7/8"		1 1/4"		7/8"		1 1/4"	
Base Style	Table Description	Model #	Product Wt										
	Half Round												
	TI 30 x 60 Fix	VET1 3060HFFX	≡OS	46	1417		2066		2507				
	30 x 60 Fold	VET1 3060HFFO	≡OS	50	1830		2477		2920				
	30 x 60 Slim-Tilt	VET1 3060HFST	≡OS	60	1754		2401		2846				
	36 x 72 Fix	VET1 3672HFFX	≡OS	70	1659		2478		3034				
	36 x 72 Fold	VET1 3672HFFO	≡OS	72	2071		2893		3449				
	36 x 72 Slim-Tilt	VET1 3672HFST	≡OS	82	1995		2821		3373				
	TC 24 x 48 Fix	VETC 2448HFFX	≡OS	50	1231		1699		2027				
	Quarter Round												
NB	24 No Base (link included)	VENB 24QR	≡OS	10	753		1040		1243				
TI	30 Fix (link included)	VET1 30QRFX ①	≡OS	27	1094		1470		1724				
	30 Tilt (link included)	VET1 30QRTL ①	≡OS	33	1261		1640		1891				
TC	36 Fix (link included)	VET1 36QRFX ①	≡OS	34	1202		1652		1966				
	36 Tilt (link included)	VET1 36QRTL ①	≡OS	40	1371		1822		2136				
TC	30 Fix (link included)	VETC 30QRFX ①	≡OS	27	1094		1470		1724				
	30 Tilt (link included)	VETC 30QRTL ①	≡OS	33	1261		1640		1891				
XI	36 Fix (link included)	VETC 36QRFX ①	≡OS	34	1202		1652		1966				
	36 Tilt (link included)	VETC 36QRTL ①	≡OS	40	1371		1822		2136				
XI	30 Fix	VEX1 30QRFX	≡OS	35	1117		1449		1698				
	30 Tilt	VEX1 30QRTL	≡OS	38	1284		1616		1867				
XI	36 Fix	VEX1 36QRFX	≡OS	43	1373		1824		2137				
	36 Tilt	VEX1 36QRTL	≡OS	46	1540		1992		2308				

Note: Please refer to page 12 in the All Tables Price List for the standard laminate/grain direction on these tops

To Order, Specify...

- ① Model Number
- ② Top Material
- ③ Edge Style and Thickness
- ④ Edge Color
- ⑤ Base Color
- ⑥ Additional Options



Laminate Wood	Laminate Urethane	Laminate Urethane/PVC	Veneer Wood	Veneer 1 1/4" Wood
Ergo (user side only)  LWE1 LWE2 7/8" 1 1/4"	Ergo (user side only)  LUE1 7/8"	Ergo (user side only)  LUPE1R LUPE2R OR LUPE1S LUPE2S 7/8" 1 1/4"	Flat  VW1R VW2R OR VW1S VW2S 7/8" 1 1/4"	Square  VWS1 VWS2 7/8" 1 1/4"
Reverse Bevel  LWRI 7/8"	1/4" urethane on remaining sides	PVC on remaining sides	Fluted  VWF1R VWF2R OR VWF1S VWF2S 7/8" 1 1/4"	Fluted  VWF1 VWF2 7/8" 1 1/4"
7/8" 1 1/4"	7/8"	7/8" 1 1/4"	7/8" 1 1/4"	7/8" 1 1/4"
2923 3338 3264	2875 3289 3213		3139 3555 3478	3424 3837 3761
2394	2098		3746 4159 4085	4096 4509 4433
1504	1180	1173	2649	2880
2015 2184	1908 2076	1646 1812	2209 2381	2398 2570
2015 2184	1908 2076	1822 1990 1646 1812	2441 2614 2209 2381	2651 2823 2398 2570
1991 2160	1886 2053	1865 2035	2189 2358	2376 2545
		2234 2403	2615 2781	2824 2996

Base Options

	Code	Price
Assembled Folding Tables	BAF	\$ 77
Alternate Table Height 32" & Under	BAH	\$ 100
Alternate Table Height 32" & Over	BSP	\$ call
Adjustable Height, Pneumatic T1, TC (Fix/Tilt)	BAT	\$ 1228
Adjustable Height - Pneumatic X1 (Fix/Tilt)	BAX	\$ 738
Casters (4), Vela Wheel	CAS29	\$ 171
Mix, Vela Wheel Casters & Glides	BMV	\$ 163
Self-Leveling Glides (4)	GLD04	\$ 49
Stretcher Rail (Fix/Tilt) Finish Same as Base	BSR	\$ 243

Finish Options

Powder Coat, Standard		n/c
Powder Coat, Premium		\$ 165
Platinum		\$ 488

Top Options

Ergo Wood Profile, All Sides	TEA	n/c
Table Link	TLK	\$ 251
Special Laminate	TSP	call
Custom Cutout (per cutout)	TCC	\$ 120

Power + Data Options

Please reference the Power + Data Price List

Wire Management Options

Basket, Under Top Mount	WBT	\$ 97
Plastic Runner, Under Top Mount	WRT	\$ 165
Wire Mesh Legway (pair)	WML_	\$ 205
Wire Mesh Legway X-4	WMX_	\$ 123
Plastic Legway	WRL	\$ 78
1 Oval Brush Grommet, Provide Location Print.	WOG	\$ 97
1 Round Grommet, Provide Location Print	WRG	\$ 76

Accessories

Table Transport	ATT3054	\$ 1855
Table Floor Mount Bracket Set	AFB	\$ 57



Questions?

800 876 2120

⊕ Indicates Number of Bases
 QS Quickship Program Product
 For Quickship specification details,
 visit www.versteel.com/quickship

top >
edge >

edge ordering code (radius corner) >
or
edge ordering code (square corner) >
top thickness >

edge ordering code (radius corner) >
or
edge ordering code (square corner) >
top thickness >

Base Style	Table Description	Model #	Product Wt	Laminate PVC	Laminate T-Mold	Laminate Wood	Laminate Soft PVC	Laminate 1/4" Wood					
				Flat	Convex	Flat	Bumper	Square					
				LP1R or LP1S 7/8"	LP2R or LP2S 1 1/4"	LT1 7/8"	LT2 1 1/4"	LW1R or LW1S 7/8"	LW2R or LW2S 1 1/4"	LB1R 7/8"	LB2R 1 1/4"	LWS1 7/8"	LWS2 1 1/4"
Fluted		Fluted		Reverse Bevel Acrylic		Fluted							
LPF1R or LPF1S 7/8"		LPF2R or LPF2S 1 1/4"		LWF1R or LWF1S 7/8"		LWF2R or LWF2S 1 1/4"		LMRA2R or LMRA2S 1 1/4"		LWF1 7/8"		LWF2 1 1/4"	
				7/8" 1 1/4"		7/8" 1 1/4"		7/8" 1 1/4"					
18° Wedge													
NB	24 No Base (link included)	VENB 18D24WG	QS 8		797		1133	1374					
	30 No Base (link included)	VENB 18D30WG	QS 10		847		1361	1719					
	36 No Base (link included)	VENB 18D36WG	QS 13		857		1418	1804					
30° Wedge													
NB	24 No Base (link included)	VENB 30D24WG	QS 9		797		1133	1374					
	30 No Base (link included)	VENB 30D30WG	QS 12		847		1361	1719					
	36 No Base (link included)	VENB 30D36WG	QS 16		857		1418	1804					
45° Wedge													
NB	24 No Base (link included)	VENB 45D24WG	QS 9		797		1133	1374					
	30 No Base (link included)	VENB 45D30WG	QS 14		847		1361	1719					
TI	36 Fix (link included)	VETI 45D36WGFX	QS 31		1177		1736	2121					
	36 Tilt (link included)	VETI 45D36WGTL	QS 37		1345		1902	2290					
60° Wedge													
NB	24 No Base (link included)	VENB 60D24WG	QS 11		797		1133	1374					
TI	30 Fix (link included)	VETI 60D30WGFX	QS 25		1160		1682	2034					
	30 Tilt (link included)	VETI 60D30WGTL	QS 31		1332		1850	2203					
	36 Fix (link included)	VETI 60D36WGFX	QS 34		1160		1682	2034					
	36 Tilt (link included)	VETI 60D36WGTL	QS 40		1332		1850	2203					
90° Wedge													
NB	24 No Base (link included)	VENB 90D24WG	QS 11		797		1133	1374					
TI	30 Fix (link included)	VETI 90D30WGFX	QS 25		1160		1682	2034					
	30 Tilt (link included)	VETI 90D30WGTL	QS 32		1332		1850	2203					
	36 Fix (link included)	VETI 90D36WGFX	QS 32		1160		1682	2034					
	36 Tilt (link included)	VETI 90D36WGTL	QS 39		1332		1850	2203					







TI

To Order, Specify...

- 1 Model Number
- 2 Top Material
- 3 Edge Style and Thickness
- 4 Edge Color
- 5 Base Color
- 6 Additional Options



Veneer Wood	Veneer 1 1/4" Wood
Flat	Square
	
VW1R VW2R or VW1S VW2S 7/8" 1 1/4"	VWS1 VWS2 7/8" 1 1/4"
Fluted	Fluted
	
VWF1R VWF2R or VWF1S VWF2S 7/8" 1 1/4"	VWF1 VWF2 7/8" 1 1/4"
7/8" 1 1/4"	7/8"
2461	2706
3099	3417
3887	4287
2461	2706
3099	3417
3887	4287
2461	2706
3099	3417
4414	4842
4584	5012
2461	2706
3623	3967
3794	4139
3623	3967
3794	4139
2461	2706
3623	3967
3794	4139
3623	3967
3794	4139

Base Options

	Code	Price
Alternate Table Height 32" & Under.....	BAH	\$ 100
Alternate Table Height 32" & Over.....	BSP	\$ call
Casters (4), Vela Wheel.....	CAS29	\$ 171
Self-Leveling Glides (4).....	GLD04	\$ 49

Finish Options

Powder Coat, Standard.....	n/c
Powder Coat, Premium.....	\$ 165
Platinum.....	\$ 488

Top Options

Special Laminate.....	TSP	call
Custom Cutout (per cutout).....	TCC	\$ 120

Wire Management Options

Wire Mesh Legway (pair).....	WML_	\$ 205
------------------------------	------	--------

Accessories

Table Transport.....	ATT3054	\$ 1855
Table Floor Mount Bracket Set.....	AFB	\$ 57


Tops

Wavelink tables are available in multiple top shapes and various sizes, in laminate or veneer with a $\frac{7}{8}$ " or $1\frac{1}{4}$ " edge thickness. All tops have radius corners.

Bases

The 2" diameter bases are standard with adjustable glides. Optional casters or mixed casters and glides can be added for mobility and easy re-configuration or you layout.

Table Heights

Standard table height is 29" tall. Alternate table heights are available, refer to the pricing pages or contact Versteel Customer Service.

Power + Data

To complete your specification, power and data along with wire management options can be added to your table. Refer to the Power + Data Price List.

Quickship Program

Available for select products in the Wavelink series. Tables must be specified with a laminate top, either a PVC edge or a flat wood edge and powder coat base finish.

The Versteel Quickship Program consists of up to 50 tables, 25 tables with modesty panels or 100 chairs in 10 working days from time of order (received by 12pm EST). Orders must be accompanied by final material and finish specifications for order entry. They must be clearly marked "Quickship" and consist of products from the program. Quickship orders cannot be changed or cancelled, and credit approval must be acquired within 24 hours.

For additional information see Versteel.com.

Laminate and Veneer, Standard Core Construction

The standard top construction consists of 45-50 lb particleboard, surfaced with a high pressure laminate or plain sliced veneer face. A backer sheet is laminated to the underside of the top. Tops are shipped pre-drilled for field installation of bases and accessories.



PVC Flat or Fluted Edge

Edge of 2mm PVC hot melt banded to the top with 1/8" radius at the top and bottom. Standard with 1 1/2" radius corners.

Offered in twenty-one (21) standard colors.



Convex T-Mold Edge



Edge of 5/16" thick solid vinyl convex t-mold with 1 1/2" radius corners.

Offered in four (4) standard colors.

Wood Flat or Fluted Edge



Wood banding hot melt banded to the top with 1/8" radius at the top and bottom. Standard with 1 1/2" radius corners.

Offered in Ash, Cherry, Maple or Walnut materials.



Bumper Edge



Exposed ply core banding with rubberized 5/16" width bumper in the center of profile. Standard with 1 1/2" radius corners.

Offered in black bumper standard color.

Wood Square or Fluted Edge



Edge of 1 1/4" wide solid wood with softened top and bottom edges, and square, softened mitered corners.

Offered in Ash, Cherry, Maple or Walnut materials.



Wood Bullnose Edge



Edge of 1 1/4" wide solid wood with a full bullnose edge, and 1" radius mitered corners.

Offered in Ash, Cherry, Maple or Walnut materials.



Shipping Schedule

Standard Items

Laminate, Convex T-Mold Edge	3-5 WEEKS
Laminate, PVC Edge	3-5 WEEKS
Laminate, Wood Edge	3-5 WEEKS
Veneer, Wood Edge	6-8 WEEKS
Quickship Products	10 WORKING DAYS

Contact Versteel Customer Service for special lead time requests.

BIFMA

All Versteel products are constructed to pass the relevant ANSI/BIFMA standards. For more detailed specifications by series and base style, contact Versteel Customer Service at 800.876.2120.

Additional information regarding warranty, terms and conditions, shipping, care and maintenance, etc. can be found in the All Tables price list.

Grain Direction:
 The stripe indicates
 the direction of the
 woodgrain for a
 standard order.
 If an alternative grain
 direction is desired, or
 nontraditional shapes
 or sizes are required,
 contact Versteel
 Customer Service with
 your request. We will
 engineer and produce
 the product to meet
 your needs for
 stability and long-term
 serviceability.

Round



Square



Racetrack



Oval



Trapezoid



Half Round



Corner



10° Video Wedge



Quarter Round



10° Transition



60° Wedge



90° Wedge



Fin



10° Openface



Crossover



Vibe



Curl



Breaker



Tide



Surf

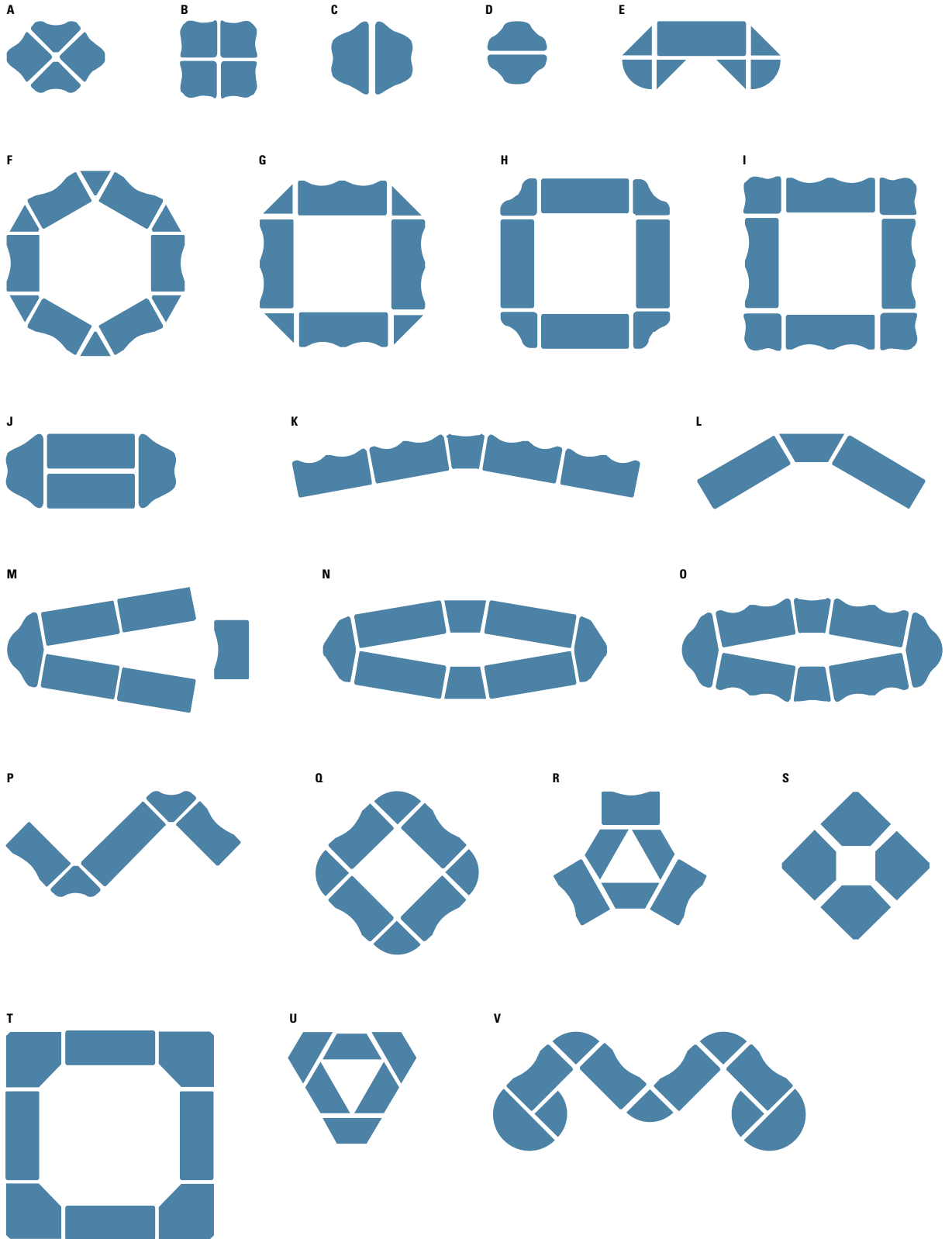


Pipeline



10° Cutback





To Order, Specify...

- 1 Model Number, include top and edge style
- 2 Top Material
 - a. Laminate manufacturer and color
 - b. Veneer species and finish color
- 3 Edge Style and Thickness
- 4 Edge Color
- 5 Base Color
- 6 Additional Options

base model					finish selections			options					
WA	W2	30	CU	FX	LP2R	/	TF 4973-58	/	CPEA	/	PALY	/	BMD
series	base style	top size	top shape	table function	top, edge & corner		top laminate manufacturer & laminate color		edge color		base color		base options

A **WAW2 30CUFX LP2R** is a Wavelink series 30" Curl table with fixed bases, a laminate 1 1/2" thick top with a PVC edge and radius corners.

The codes **TF 4973-58 / CPEA / PALY** specify a Formica Orange Felt laminate, Pearl PVC and Alloy bases.

BMD adds a mix of dual wheel casters and glides.

Model Number **BRT1 2460REFX LP2S**

Orders may be sent via
Mailing Address

Versteel
 2332 Cathy Lane
 Jasper IN 47546

Contact Versteel

Email contact@versteel.com
Phone 800 876 2120
 812 634 2120
Fax 812 482 9318

Laminate

Versteel's standard offering of laminates includes over 900 laminates from Formica, Nevamar, Pionite and Wilsonart.

Laminate manufacturers change standard offerings frequently, making it possible a standard product can become unavailable. Versteel cannot be responsible for any inconvenience this may cause.

Veneer

Wavelink tables are available with plain sliced Ash, Cherry, Maple and Walnut veneers.

Veneer Species

Ash	AP01	Maple.	MP01
Cherry	CP01	Walnut	WP01

Veneer Finish

Ash

Beach.	VBEA	Fog	VFOG
Chestnut.	VCHE	Pebble	VPEB
Drift	VDRI	Whisper	VWHI
Fawn	VFAW		

Cherry

Blossom Cherry	VBLC	Java Cherry.	VJAC
Cordovan Cherry	VCNC	Millwork Cherry.	VMWC
Golden Cherry	VGNC		

Maple

Caramel Maple	VCMM	Sugar Maple	VSUM
Solar Maple.	VSLM		

Walnut

Brighton Walnut	VBRW	Natural Walnut.	VNAW
Espresso Walnut.	VESW		

PVC Edge Colors

Absolute Acajou	CABA	Nimbus.	CNIM
Alloy.	CALY	Pearl	CPEA
Carbon.	CCAR	Platinum.	CPLA
Champagne	CCHA	Pralines & Cream	CPRC
Coconut	CCOC	Shadow	CSHA
Ebony.	CEBO	Snow	CSNO
Florence Walnut	CFLW	Stone	CSTO
Fossil	CFOS	Storm.	CSTM
Graphite	CGRA	Whisper	CWHI
Grey.	CGRE	White Linen	CWHL
Kensington Maple.	CKEM		

T-Mold Edge Colors

Ebony.	TEBO	Nimbus.	TNIM
Graphite	TGRA	Storm.	TSTM

Wood Edge Species

Ash	A01	Maple.	M01
Cherry	C01	Walnut	W01

Wood Edge Finishes

Ash

Beach.	WBEA	Fog	WFOG
Chestnut.	WCHE	Pebble	WPEB
Drift	WDRI	Whisper	WWHI
Fawn	WFAW		

Cherry

Blossom Cherry	WBLC	Java Cherry.	WJAC
Cordovan Cherry	WCNC	Millwork Cherry.	WMWC
Golden Cherry	WGNC		

Maple

Caramel Maple	WCMM	Sugar Maple	WSUM
Solar Maple.	WSLM		

Walnut

Brighton Walnut	WBRW	Natural Walnut.	WNAW
Espresso Walnut.	WESW		

Studio Steel®

Versteel's "urban fabrication" process leaves the telltale signs of welding and assembly on the surface, highlighting a manufacturing aesthetic. Choosing a clear or transparent powder coat is recommended, allowing tonal striations (created as a result of extreme heat), natural textures, and the inherent qualities of raw steel to show through.

Studio Steel Process \$165

Powder Coat Finishes

All powder coat finishes in the Versteel offering have been formulated with the use of epoxy, polyester or epoxy and polyester blends to maximize the finish durability.

Powder Coat Finish Options

Powder Coat - Standard n/c
 Powder Coat - Premium (Hope) \$165
 Powder Coat - Premium (Platinum) \$488

Powder Coat Colors

AlloyPALY	MintPMNT
AmethystPAME	NavyPNAV
AnthracitePANT	NimbusPNIM
Black AnodizedPBLA	NutmegPNUT
BronzePBRO	◆ PacificPPAC
CalypsoPCAL	PearlPPEA
CarbonPCAR	PebblePPEB
ChampagnePCHA	Ⓟ PlatinumPPLA
CoconutPCOC	PoppyPPOP
◆ CopperPCOP	◆ RavenPRAV
CrimsonPCRI	RoyalPROY
◆ CrystalPCRY	SeasidePSEA
DaffodilPDAF	ShipyardsPSHI
EbonyPEBO	SilverPSIL
ForestPFOR	SnowPSNO
FossilPFOS	StonePSTO
◆ GarnetPGAR	StormPSTM
◆ GoldPGOL	Terra CottaPTEC
GraphitePGRA	WhisperPWHI
Ⓟ HopePHOP	White LinenPWHL
Kelly GreenPKEG	Powder Coat AlternativeOPA
◆ MattePMAT		
MicaPMIC		

Transparent Powder Coats (indicated by ◆)

Please note that the transparent characteristics of these powders allow all natural welds and textures inherent to raw steel to be visible. Not available for application on flat sheet metal surfaces.

Premium Powder Coats (indicated by Ⓟ)

Versteel's premium process uses specially formulated powder coats for a truly unique color palette.

Chrome

Versteel applies a deep luster chrome plated finish. Chrome is the most durable finish available. Specify Chrome and add \$165 list per table.

Chrome ECHR

NOTE DISC BASES ARE NOT AVAILABLE IN CHROME

Nickel

Versteel applies a nickel plated finish with a clear coat applied for durability. Specify Nickel and add \$223 list per table.

Nickel ENKL

NOTE DISC BASES ARE NOT AVAILABLE IN NICKEL

Special Laminate**Call for quotation**

Specify code **TSP** (Special Laminate), indicate the quoted charges per table

Special laminates and patterns can be specified as an option. To specify, contact Versteel Customer Service for availability and pricing.

NOTE LAMINATES IN STANDARD COLORS AND TEXTURES FROM FORMICA, NEVAMAR, PIONITE AND WILSONART ARE STANDARD

CAUTION LAMINATE MANUFACTURERS CHANGE STANDARD OFFERINGS FREQUENTLY, MAKING IT POSSIBLE A STANDARD PRODUCT CAN BECOME UNAVAILABLE. VERSTEEL CANNOT BE RESPONSIBLE FOR ANY INCONVENIENCE THIS MAY CAUSE.

Custom PVC Color Match**Call for quotation / one time charge per color, per order**

Specify code **OCP** (Custom PVC Color Match), add cost from Versteel quotation

PVC Color Match can be the selection of a color that is available from a Versteel supplier or a new custom color developed for the order. Minimum footage requirements mean that the amount of material needed for your order will effect the cost.

For PVC Color Matching you must supply a color reference sample. Versteel will review the sample for possible existing colors available and send a sample for customer approval. If no color match exists, a custom match will be developed and sampled for customer approval before a production schedule is established.

Custom T-Mold Color Match**Call for quotation / one time charge per color, per order**

Specify code **OCT** (Custom T-Mold Color Match), add cost from Versteel quotation

T-Mold Color Match can be the selection of a color that is available from a Versteel supplier or a new custom color developed for the order. Minimum footage requirements mean that the amount of material needed for your order will effect the cost.

For T-Mold Color Matching you must supply a color reference sample. Versteel will review the sample for possible existing colors available and send a sample for customer approval. If no color match exists, a custom match will be developed and sampled for customer approval before a production schedule is established.

Powder Coat Alternative**Call for quotation**

Specify code **OPA** (Powder Coat Alternative), add cost from Versteel quotation

Powder Coat Alternative is available from Versteel. The entire RAL color reference along with hundreds of other color and finishes are available.

For Powder Coat Alternative matching, you must supply a color reference sample, or an RAL number. Versteel will review the sample for possible existing colors available and send a sample for customer approval. If no color match exists a custom match can be developed. Call Versteel Customer Service for associated upcharges on custom color development.

Stain Finish Match

\$996 / one time charge per finish, per order

Specify code **OSM** (Stain Finish Match), add \$996.00 list per finish, per order

Alternative Stain Finishes are available for veneer and wood edged tops.

For Stain Finish Matching you must supply two 4" x 4" finish color and grain reference samples. An expertly finish matched sample will be provided for customer approval.

Veneer and Wood Edge Alternatives**Call for quotation**

For veneer and wood edge requirements other than the standard plain sliced Ash, Cherry, Maple and Walnut, contact Versteel Customer Service. Versteel is adept at working with a host of domestic and exotic materials. From inlays, figures, pie cuts and special edge profiles, to custom fill levels and sheens, each top is created using the best of technology and old world craftsmanship. The items you only imagined or expected to only be available from a millwork shop are now just another part of your Versteel order. Call Versteel Customer Service for availability and quotation.

Wood Finish Alternatives**Call for quotation**

When veneer tables are required to have a finish other than the standard natural grain fill level finish appearance, semi-filled or full-filled finishes are available by requesting a quote from Versteel. Call Versteel Customer Service for availability and quotation.

Table Top and Edge Alternatives

Table tops and/or edges can be produced in alternative materials if desired. Contact Versteel Customer Service for pricing and availability.

Alternate Core Construction

Alternate core constructions are available, including medium density fiberboard (MDF), and cores that contain no urea formaldehyde. Contact Versteel Customer Service for pricing and availability.

NOTE CUSTOMS OR ALTERNATIVES MAY AFFECT STANDARD PRODUCTION SCHEDULES

Adjustable Height - Pin
\$221 / table

Specify code **BAP** (Adjustable Height - Pin), add \$221.00 list per table

Pin Adjustable height bases adjust from 27" to 32" table height in 1" increments by depressing the spring loaded pins in each column.


Alternate Table Height 32" and Under
\$100 / table

Specify code **BAH** (Alternate Height 32" and under), indicate desired table height (32" or less), add \$100.00 list per table

Suggested typing height table is 26 3/4"

Suggested wheelchair height table is 32"

Suggested stand up height table is 42"

NOTE FOR OTHER TABLE HEIGHT REQUIREMENTS CONTACT VERSTEEL CUSTOMER SERVICE FOR STRUCTURAL DETAILS, PRICING AND AVAILABILITY

Casters - Dual Hard Wheel
\$171 / table

Specify code **CAS55** (Casters - Dual Hard Wheel), add \$171.00 list per table

Dual Hard Wheel, black, 2" diameter, standard locking casters are available for most base styles. Each is fitted into a reinforced caster receiver and must be specified at time of order. Caster option does not change the overall height of the table. See individual product pages for availability and ordering code.


Mix - Dual Hard Wheel Casters & Glides
\$163 / table

Specify code **BMD** (Mix - Dual Hard Wheel Casters & Glides), add \$163.00 list per table

Tables can be specified with dual hard wheel, black, 2" diameter, standard locking casters on half of the table, with glides on the other half. Each caster is fitted into a reinforced receiver and must be specified at time of order. Mix option does not change the overall height of the table.

Casters - Dual Soft Wheel
\$171 / table

Specify code **CAS57** (Casters - Dual Soft Wheel), add \$171.00 list per table

Dual Soft Wheel, black, 2" diameter, standard locking casters are available for most base styles. Each is fitted into a reinforced caster receiver and must be specified at time of order. Caster option does not change the overall height of the table. See individual product pages for availability and ordering code.


Self-Leveling Glides
\$49 / table

Specify code **GLD04** (Self-Leveling Glides), add \$49.00 list per table

Self-Leveling Glides replace standard glides. This option allows the table to automatically compensate up to 1/2" for floors that are not level. Self-leveling glides increase overall table height by 3/4". See individual product pages for availability.


Table Floor Mount
\$57 / table

Specify code **AFB** (Table Floor Mount Bracket Set), add \$57.00 list per table

Bracket to slip over the standard table glide and fasten to the floor with fasteners supplied by the installer. Set of four (4) brackets will securely mount the table to the floor to prevent movement.



NOTE NOT AVAILABLE ON BASES WITH CASTERS OR SELF-LEVELING GLIDES

Assembled Folding Table
\$77 / table

Specify code **BAF** (Assembled Folding Table), add \$77.00 list per table

Folding bases can be attached to tops at the factory



Top Custom Cutout**\$120 / cutout**

Specify code **TCC** (*Top Custom Cutout*), add \$120.00 list per cutout

Top Custom Cutout requires a drawing for production and is subject to approvals.

Leash - Wavelink Table Link**\$133 / table**

Specify code **TWL** (*Wavelink Table Leash*), add \$133 list per table

The Leash table link is a casual, quick link that simply holds the tables in position to each other. The Leash is mounted to the W2 bases, rotating from under the table top to latch into the adjacent table leg Leash.



Available on all linkable Wavelink tables, see pricing pages for availability. When linking tables with clipped inside corners, such as fins and curls, the leash will not work on the legs closest to the center. It will however work on the legs closest to the user. Contact Versteel Customer Service with all linking concerns.

NOTE CANNOT BE FIELD INSTALLED



Questions?

800 876 2120

Quickship Program Product
For Quickship specification details,
visit www.versteel.com/quickship






top >	Laminate PVC	Laminate T-Mold	Laminate Wood	Laminate Soft PVC	Laminate 1 1/2" Wood	Laminate 1 1/2" Wood
edge >	Flat	Convex	Flat	Bumper	Square	Bullnose
edge ordering code >	LP1R LP2R	LT2	LW1R LW2R	LB1R LB2R	LWS1 LWS2	LWB1 LWB2
top thickness >	7/8" 1 1/4"	1 1/4"	7/8" 1 1/4"	7/8" 1 1/4"	7/8" 1 1/4"	7/8" 1 1/4"
edge ordering code >	LPF1R LPF2R		LWF1R LWF2R		LWF1 LWF2	
top thickness >	7/8" 1 1/4"		7/8" 1 1/4"		7/8" 1 1/4"	
top thickness price >	7/8" 1 1/4"	1 1/4"	7/8" 1 1/4"	1 1/4"	7/8" 1 1/4"	1 1/4"

Base Style	Table Description	Model #	Product Wt	7/8"	1 1/4"	7/8"	1 1/4"	7/8"	1 1/4"
W2	36 Fix	WAW2 36RDFX	≡OS 45	883	900	1372	1391	1700	1722
	42 Fix	WAW2 42RDFX	≡OS 57	1180	1201	1783	1803	2186	2207
	48 Fix	WAW2 48RDFX	≡OS 72	1313	1336	1937	1956	2353	2377
	54 Fix	WAW2 54RDFX	≡OS 88		1711		2570		3144
	54 Fold	WAW2 54RDFD	≡OS 98		2009		2813		3354
	60 Fix	WAW2 60RDFX	≡OS 106		1942		2745		3286
	60 Fold	WAW2 60RDFD	≡OS 116		2146		3003		3575

To Order, Specify...

- 1 Model Number
- 2 Top Material
- 3 Edge Style and Thickness
- 4 Edge Color
- 5 Base Color
- 6 Additional Options



Veneer Wood		Veneer 1 1/4" Wood		Veneer 1 1/4" Wood	
Flat		Square		Bullnose	
					
VW1R VW2R	VWS1 VWS2	VWB1 VWB2			
7/8" 1 1/4"	7/8" 1 1/4"	7/8" 1 1/4"			
Fluted		Fluted			
					
VWF1R VWF2R	VWF1 VWF2				
7/8" 1 1/4"	7/8" 1 1/4"				
7/8" 1 1/4"	7/8" 1 1/4"				
2332 2353	2551	2572			
2877 2899	3140	3159			
3291 3313	3602	3623			
		4229			4600
		4296			4668
		4398			4829
		4829			5258

Base Options

	Code	Price
Alternate Table Height 32" & Under.....	BAH	\$ 100
Alternate Table Height 32" & Over.....	BSP	\$ call
Adjustable Height, Pin.....	BAP	\$ 221
Casters (4), Dual Wheel Black Hard Wheel.....	CAS55	\$ 171
Casters (4), Dual Wheel Black Soft Wheel.....	CAS57	\$ 171
Mix, Dual Wheel Casters & Glides.....	BMD	\$ 163
Self-Leveling Glides (4).....	GLD04	\$ 49

Finish Options

Chrome.....	\$ 165
Nickel.....	\$ 223
Powder Coat, Standard.....	n/c
Powder Coat, Premium.....	\$ 165
Platinum.....	\$ 488

Top Options

Special Laminate.....	TSP	call
Custom Cutout (per cutout).....	TCC	\$ 120

Power + Data Options

Please reference the Power + Data Price List

Wire Management Options

Basket, Under Top Mount.....	WBT	\$ 97
Cable Hook Legway.....	WCK	\$ 119
Canvas Legway.....	WCL	\$ 100
Plastic Legway.....	WRL	\$ 78
1 Oval Brush Grommet, Location K.....	WOK	\$ 97
1 Oval Brush Grommet, Provide Location Print.....	WOG	\$ 97
1 Round Grommet, Location K.....	WRK	\$ 76
1 Round Grommet, Provide Location Print.....	WRG	\$ 76

Accessories

Table Transport.....	ATT3054	\$ 1855
Table Floor Mount Bracket Set.....	AFB	\$ 57



Veneer Wood		Veneer 1 1/4" Wood		Veneer 1 1/4" Wood	
Flat		Square		Bullnose	
VW1R or VW1S	VW2R or VW2S	VWS1	VWS2	VWB1	VWB2
7/8"	1 1/4"	7/8"	1 1/4"	7/8"	1 1/4"
Fluted		Fluted			
VWF1R or VWF1S	VWF2R or VWF2S	VWF1	VWF2		
7/8"	1 1/4"	7/8"	1 1/4"		
7/8"	1 1/4"	7/8"	1 1/4"		
2153	2174	2361	2382		
2490	2512	2742	2762		
2849	2871	3146	3166		
	3325		3678		
	3766		4114		
	4140		4540		
	4208		4612		

Base Options

	Code	Price
Alternate Table Height 32" & Under.....	BAH	\$ 100
Alternate Table Height 32" & Over.....	BSP	\$ call
Adjustable Height, Pin.....	BAP	\$ 221
Casters (4), Dual Wheel Black Hard Wheel.....	CAS55	\$ 171
Casters (4), Dual Wheel Black Soft Wheel.....	CAS57	\$ 171
Mix, Dual Wheel Casters & Glides.....	BMD	\$ 163
Self-Leveling Glides (4).....	GLD04	\$ 49

Finish Options

Chrome.....	\$ 165
Nickel.....	\$ 223
Powder Coat, Standard.....	n/c
Powder Coat, Premium.....	\$ 165
Platinum.....	\$ 488

Top Options

Leash, Table Link.....	TWL	\$ 133
Special Laminate.....	TSP	call
Custom Cutout (per cutout).....	TCC	\$ 120

Power + Data Options

Please reference the Power + Data Price List

Wire Management Options

Basket, Under Top Mount.....	WBT	\$ 97
Cable Hook Legway.....	WCK	\$ 119
Canvas Legway.....	WCL	\$ 100
Plastic Legway.....	WRL	\$ 78
1 Oval Brush Grommet, Location K.....	WOK	\$ 97
1 Oval Brush Grommet, Provide Location Print.....	WOG	\$ 97
1 Round Grommet, Location K.....	WRK	\$ 76
1 Round Grommet, Provide Location Print.....	WRG	\$ 76

Accessories

Table Transport.....	ATT3054	\$ 1855
Table Floor Mount Bracket Set.....	AFB	\$ 57



Questions?

800 876 2120







OS Quickship Program Product
For Quickship specification details,
visit www.versteel.com/quickship

top >
edge >

edge ordering code (radius corner) >
or
edge ordering code (square corner) >
top thickness >

edge ordering code (radius corner) >
or
edge ordering code (square corner) >
top thickness >

top thickness price >

Laminate PVC	Laminate T-Mold	Laminate Wood	Laminate Soft PVC	Laminate 1 1/2" Wood	Laminate 1 1/2" Wood
Flat	Convex	Flat	Bumper	Square	Bullnose
					
LP1R or LP1S	LP2R or LP2S	LT2	LW1R or LW1S	LW2R or LW2S	LB1R or LB2R
7/8"	1 1/4"	7/8"	1 1/4"	7/8"	1 1/4"
LWS1	LWS2	LWB1	LWB2		
7/8"	1 1/4"	7/8"	1 1/4"	7/8"	1 1/4"
LW1R or LW1S	LW2R or LW2S	LWF1R or LWF1S	LWF2R or LWF2S	LWF1	LWF2
7/8"	1 1/4"	7/8"	1 1/4"	7/8"	1 1/4"
7/8"	1 1/4"	7/8"	1 1/4"	7/8"	1 1/4"
958	978	1322	1345	1567	1588
1023	1045	1480	1500	1788	1808
1179	1200	1673	1695	2008	2031
1056	1076	1435	1454	1692	1710
1120	1141	1609	1630	1938	1960
1215	1233	1788	1808	2174	2194
1123	1147	1675	1696	2046	2069
1218	1242	1807	1827	2205	2223
1273	1290	1939	1962	2390	2410

Base Style

Table Description

Model #

Product Wt

W2	24 x 48 Fix	WAW2 2448PIFX	OS	60
	24 x 60 Fix	WAW2 2460PIFX	OS	74
	24 x 72 Fix	WAW2 2472PIFX	OS	85
	30 x 48 Fix	WAW2 3048PIFX	OS	69
	30 x 60 Fix	WAW2 3060PIFX	OS	86
	30 x 72 Fix	WAW2 3072PIFX	OS	105
	36 x 48 Fix	WAW2 3648PIFX	OS	79
	36 x 60 Fix	WAW2 3660PIFX	OS	98
	36 x 72 Fix	WAW2 3672PIFX	OS	120

To Order, Specify...

- 1 Model Number
- 2 Top Material
- 3 Edge Style and Thickness
- 4 Edge Color
- 5 Base Color
- 6 Additional Options



Veneer Wood		Veneer 1 1/4" Wood		Veneer 1 1/4" Wood	
Flat		Square		Bullnose	
VW1R or VW1S	VW2R or VW2S	VWS1	VWS2	VWB1	VWB2
7/8"	1 1/4"	7/8"	1 1/4"	7/8"	1 1/4"
Fluted		Fluted			
VWF1R or VWF1S	VWF2R or VWF2S	VWF1	VWF2		
7/8"	1 1/4"	7/8"	1 1/4"		
7/8"	1 1/4"	7/8"	1 1/4"		
1990	2011	2155	2176		
2194	2217	2384	2404		
2384	2404	2593	2614		
2190	2213	2380	2403		
2422	2444	2636	2654		
2701	2723	2944	2967		
2761	2698	2946	2969		
2836	2856	3122	3143		
3156	3178	3483	3503		

Base Options

	Code	Price
Alternate Table Height 32" & Under.....	BAH	\$ 100
Alternate Table Height 32" & Over.....	BSP	\$ call
Adjustable Height, Pin.....	BAP	\$ 221
Casters (4), Dual Wheel Black Hard Wheel.....	CAS55	\$ 171
Casters (4), Dual Wheel Black Soft Wheel.....	CAS57	\$ 171
Mix, Dual Wheel Casters & Glides.....	BMD	\$ 163
Self-Leveling Glides (4).....	GLD04	\$ 49

Finish Options

Chrome.....	\$ 165
Nickel.....	\$ 223
Powder Coat, Standard.....	n/c
Powder Coat, Premium.....	\$ 165
Platinum.....	\$ 488

Top Options

Leash, Table Link.....	TWL	\$ 133
Special Laminate.....	TSP	call
Custom Cutout (per cutout).....	TCC	\$ 120

Power + Data Options

Please reference the Power + Data Price List

Wire Management Options

Basket, Under Top Mount.....	WBT	\$ 97
Plastic Runner, Under Top Mount.....	WRT	\$ 165
Cable Hook Legway.....	WCK	\$ 119
Canvas Legway.....	WCL	\$ 100
Plastic Legway.....	WRL	\$ 78
1 Oval Brush Grommet, Location A.....	WOA	\$ 97
2 Oval Brush Grommets, Location D.....	WOD	\$ 194
1 Oval Brush Grommet, Provide Location Print.....	WOG	\$ 97
1 Round Grommet, Location A.....	WRA	\$ 76
2 Round Grommets, Location D.....	WRD	\$ 152
1 Round Grommet, Provide Location Print.....	WRG	\$ 76

Accessories

Keyboard Platform w/Mouse Surface.....	AKP27M	\$ 760
CPU Holder (3" - 9" adjustment).....	ACPU3-9F	\$ 237
CPU Holder (5" - 8" adjustment).....	ACPU5-8F	\$ 155
CPU Holder (3" - 5" adjustment).....	ACPU3F	\$ 155
Table Floor Mount Bracket Set.....	AFB	\$ 57



Questions?

800 876 2120

top >
edge >

edge ordering code (radius corner) >
or
edge ordering code (square corner) >
top thickness >

edge ordering code (radius corner) >
or
edge ordering code (square corner) >
top thickness >
top thickness price >

Laminate PVC	Laminate T-Mold	Laminate Wood	Laminate Soft PVC	Laminate 1 1/4" Wood	
Flat	Convex	Flat	Bumper	Square	
LP1R or LP2R LP1S or LP2S	LT2	LW1R or LW2R LW1S or LW2S	LB1R or LB2R	LWS1	LWS2
7/8" or 1 1/4"	1 1/4"	7/8" or 1 1/4"	7/8" or 1 1/4"	7/8"	1 1/4"
Fluted		Fluted		Fluted	
LPF1R or LPF2R LPF1S or LPF2S		LWF1R or LWF2R LWF1S or LWF2S		LWF1	LWF2
7/8" or 1 1/4"		7/8" or 1 1/4"		7/8"	1 1/4"
7/8"		1 1/4"	7/8"	1 1/4"	7/8" 1 1/4"
				1582	1603
				1805	1825
				2027	2050
				1708	1727
				1957	1979
				2195	2215
				2066	2089
				2226	2244
				2413	2433

Base Style	Table Description	Model #	Product Wt
W2	22 x 48 Fix	WAW2 2248PIFX	60
	22 x 60 Fix	WAW2 2260PIFX	74
	22 x 72 Fix	WAW2 2272PIFX	91
	28 x 48 Fix	WAW2 2848PIFX	77
	28 x 60 Fix	WAW2 2860PIFX	86
	28 x 72 Fix	WAW2 2872PIFX	99
	34 x 48 Fix	WAW2 3448PIFX	75
	34 x 60 Fix	WAW2 3460PIFX	93
	34 x 72 Fix	WAW2 3472PIFX	114

To Order, Specify...

- 1 Model Number
- 2 Top Material
- 3 Edge Style and Thickness
- 4 Edge Color
- 5 Base Color
- 6 Additional Options



Veneer Wood		Veneer 1 1/4" Wood	
Flat		Square	
VW1R or VW1S 7/8"	VW2R or VW2S 1 1/4"	VWS1 or VWS2 7/8"	VWS2 or VWS2 1 1/4"
Fluted		Fluted	
VWF1R or VWF1S 7/8"	VWF2R or VWF2S 1 1/4"	VWF1 or VWF1 7/8"	VWF2 or VWF2 1 1/4"
2009	2030	2176	2197
2215	2238	2407	2427
2407	2427	2618	2639
2211	2234	2403	2426
2445	2468	2661	2679
2727	2749	2972	2995
2702	2724	2974	2997
2863	2884	3152	3174
3186	3208	3517	3537

Base Options

	Code	Price
Alternate Table Height 32" & Under.....	BAH	\$ 100
Alternate Table Height 32" & Over.....	BSP	\$ call
Adjustable Height, Pin.....	BAP	\$ 221
Casters (4), Dual Wheel Black Hard Wheel.....	CAS55	\$ 171
Casters (4), Dual Wheel Black Soft Wheel.....	CAS57	\$ 171
Mix, Dual Wheel Casters & Glides.....	BMD	\$ 163
Self-Leveling Glides (4).....	GLD04	\$ 49

Finish Options

Chrome.....	\$ 165
Nickel.....	\$ 223
Powder Coat, Standard.....	n/c
Powder Coat, Premium.....	\$ 165
Platinum.....	\$ 488

Top Options

Leash, Table Link.....	TWL	\$ 133
Special Laminate.....	TSP	call
Custom Cutout (per cutout).....	TCC	\$ 120

Power + Data Options

Please reference the Power + Data Price List

Wire Management Options

Basket, Under Top Mount.....	WBT	\$ 97
Plastic Runner, Under Top Mount.....	WRT	\$ 165
Cable Hook Legway.....	WCK	\$ 119
Canvas Legway.....	WCL	\$ 100
Plastic Legway.....	WRL	\$ 78
1 Oval Brush Grommet, Location A.....	WOA	\$ 97
2 Oval Brush Grommets, Location D.....	WOD	\$ 194
1 Oval Brush Grommet, Provide Location Print.....	WOG	\$ 97
1 Round Grommet, Location A.....	WRA	\$ 76
2 Round Grommets, Location D.....	WRD	\$ 152
1 Round Grommet, Provide Location Print.....	WRG	\$ 76

Accessories

Keyboard Platform w/Mouse Surface.....	AKP27M	\$ 760
CPU Holder (3" - 9" adjustment).....	ACPU3-9F	\$ 237
CPU Holder (5" - 8" adjustment).....	ACPU5-8F	\$ 155
CPU Holder (3" - 5" adjustment).....	ACPU3F	\$ 155
Table Floor Mount Bracket Set.....	AFB	\$ 57

Wavelink

Tide + Surf,
Tide + Surf for Powerlink



VERSTEEL

Questions?

800 876 2120

OS Quickship Program Product
For Quickship specification details,
visit www.versteel.com/quickship

top >	Laminate PVC	Laminate Wood	Veneer Wood
edge >	Flat	Flat	Flat
edge ordering code >	LP1R LP2R	LW1R LW2R	VW1R VW2R
top thickness >	7/8" 1 1/4"	7/8" 1 1/4"	7/8" 1 1/4"
edge ordering code >	LPF1R LPF2R	LWF1R LWF2R	VWF1R VWF2R
top thickness >	7/8" 1 1/4"	7/8" 1 1/4"	7/8" 1 1/4"
top thickness price >	7/8" 1 1/4"	7/8" 1 1/4"	7/8" 1 1/4"

Base Style	Table Description	Model #	Product Wt	Laminate PVC		Laminate Wood		Veneer Wood	
W2	Tide								
	24 x 48 Fix	WAW2 2448TIFX	OS 60	966	987	1329	1351	2002	2019
	30 x 48 Fix	WAW2 3048TIFX	OS 78	1064	1086	1443	1463	2205	2222
	36 x 48 Fix	WAW2 3648TIFX	OS 77	1137	1157	1685	1707	2687	2708
	Tide for Powerlink								
	22 x 48 Fix	WAW2 2248TIFX	59	966	987	1329	1351	2002	2019
	28 x 48 Fix	WAW2 2848TIFX	65	1064	1086	1443	1463	2205	2222
	34 x 48 Fix	WAW2 3448TIFX	75	1137	1157	1685	1707	2687	2708
	Surf								
	24 x 60 Fix	WAW2 2460SUFX	OS 71	1044	1063	1494	1519	2217	2235
	24 x 72 Fix	WAW2 2472SUFX	OS 87	1198	1218	1695	1711	2403	2424
	30 x 60 Fix	WAW2 3060SUFX	OS 83	1140	1160	1628	1649	2440	2460
	30 x 72 Fix	WAW2 3072SUFX	OS 102	1232	1253	1807	1827	2722	2742
	36 x 60 Fix	WAW2 3660SUFX	OS 96	1237	1258	1826	1846	2854	2875
	36 x 72 Fix	WAW2 3672SUFX	OS 117	1288	1311	1960	1980	3175	3195
	Surf for Powerlink								
	22 x 60 Fix	WAW2 2260SUFX	69	1044	1063	1494	1519	2217	2235
	22 x 72 Fix	WAW2 2272SUFX	85	1198	1218	1695	1711	2403	2424
	28 x 60 Fix	WAW2 2860SUFX	80	1140	1160	1628	1649	2440	2460
	28 x 72 Fix	WAW2 2872SUFX	98	1232	1253	1807	1827	2722	2742
	34 x 60 Fix	WAW2 3460SUFX	93	1237	1258	1826	1846	2854	2875
	34 x 72 Fix	WAW2 3472SUFX	114	1288	1311	1960	1980	3175	3195

To Order, Specify...

- 1 Model Number
- 2 Top Material
- 3 Edge Style and Thickness
- 4 Edge Color
- 5 Base Color
- 6 Additional Options



Base Options	Code	Price
Alternate Table Height 32" & Under.....	BAH	\$ 100
Alternate Table Height 32" & Over.....	BSP	\$ call
Adjustable Height, Pin.....	BAP	\$ 221
Casters (4), Dual Wheel Black Hard Wheel.....	CAS55	\$ 171
Casters (4), Dual Wheel Black Soft Wheel.....	CAS57	\$ 171
Mix, Dual Wheel Casters & Glides.....	BMD	\$ 163
Self-Leveling Glides (4).....	GLD04	\$ 49

Finish Options		
Chrome.....		\$ 165
Nickel.....		\$ 223
Powder Coat, Standard.....		n/c
Powder Coat, Premium.....		\$ 165
Platinum.....		\$ 488

Top Options		
Leash, Table Link.....	TWL	\$ 133
Special Laminate.....	TSP	call
Custom Cutout (per cutout).....	TCC	\$ 120

Power + Data Options
Please reference the Power + Data Price List

Wire Management Options		
Basket, Under Top Mount.....	WBT	\$ 97
Plastic Runner, Under Top Mount.....	WRT	\$ 165
Cable Hook Legway.....	WCK	\$ 119
Canvas Legway.....	WCL	\$ 100
Plastic Legway.....	WRL	\$ 78
1 Oval Brush Grommet, Location A.....	WOA	\$ 97
2 Oval Brush Grommets, Location D.....	WOD	\$ 194
1 Oval Brush Grommet, Provide Location Print.....	WOG	\$ 97
1 Round Grommet, Location A.....	WRA	\$ 76
2 Round Grommets, Location D.....	WRD	\$ 152
1 Round Grommet, Provide Location Print.....	WRG	\$ 76

Accessories		
Keyboard Platform w/Mouse Surface.....	AKP27M	\$ 760
CPU Holder (3" - 9" adjustment).....	ACPU3-9F	\$ 237
CPU Holder (5" - 8" adjustment).....	ACPU5-8F	\$ 155
CPU Holder (3" - 5" adjustment).....	ACPU3F	\$ 155
Table Floor Mount Bracket Set.....	AFB	\$ 57

Wavelink
Racetrack, Oval
+ Breaker



VERSTEEL

Questions?

800 876 2120






OS Quickship Program Product
For Quickship specification details,
visit www.versteel.com/quickship

top >	Laminate PVC	Laminate T-Mold	Laminate Wood	Laminate Soft PVC	Laminate 1 1/2" Wood	Laminate 1 1/2" Wood
edge >	Flat	Convex	Flat	Bumper	Square	Bullnose
edge ordering code >	LP1R LP2R	LT2	LW1R LW2R	LB1R LB2R	LWS1 LWS2	LWB1 LWB2
top thickness >	7/8" 1 1/4"	1 1/4"	7/8" 1 1/4"	7/8" 1 1/4"	7/8" 1 1/4"	7/8" 1 1/4"
edge ordering code >	LPF1R LPF2R		LWF1R LWF2R		LWF1 LWF2	
top thickness >	7/8" 1 1/4"		7/8" 1 1/4"		7/8" 1 1/4"	
top thickness price >	7/8" 1 1/4"	1 1/4"	7/8" 1 1/4"	1 1/4"	7/8" 1 1/4"	1 1/4"

Base Style	Table Description	Model #	Product Wt	7/8"	1 1/4"	7/8"	1 1/4"	7/8"	1 1/4"
W2	Racetrack								
	36 x 72 Fix	WAW2 3672RAFX	OS 110	1599	1622	2423	2444	2979	3002
	Oval								
	36 x 72 Fix	WAW2 3672OVFX	OS 98	1710	1735	2616	2637	3227	3248
	Breaker								
	36 x 54 Fix	WAW2 3654BRFX LT	OS 68	1412	1433	2231	2253		
36 x 54 Fix	WAW2 3654BRFX RT	OS 68	1412	1433	2231	2253			
				Breaker top not available with T-Mold edge		Breaker top not available with Bumper edge			

- To Order, Specify...**
- 1 Model Number
 - 2 Top Material
 - 3 Edge Style and Thickness
 - 4 Edge Color
 - 5 Base Color
 - 6 Additional Options



Veneer Wood		Veneer 1 1/4" Wood		Veneer 1 1/4" Wood	
Flat		Square		Bullnose	
					
VW1R VW2R	VWS1 VWS2	VWB1 VWB2			
7/8" 1 1/4"	7/8" 1 1/4"	7/8" 1 1/4"			
Fluted		Fluted			
					
VWF1R VWF2R	VWF1 VWF2				
7/8" 1 1/4"	7/8" 1 1/4"				
7/8" 1 1/4"		7/8" 1 1/4"			
4771 4791		5276		5299	
5195 5217		5753		5774	
4576 4599					
4576 4599					

Base Options

	Code	Price
Alternate Table Height 32" & Under.....	BAH	\$ 100
Alternate Table Height 32" & Over.....	BSP	\$ call
Adjustable Height, Pin.....	BAP	\$ 221
Casters (4), Dual Wheel Black Hard Wheel.....	CAS55	\$ 171
Casters (4), Dual Wheel Black Soft Wheel.....	CAS57	\$ 171
Mix, Dual Wheel Casters & Glides.....	BMD	\$ 163
Self-Leveling Glides (4).....	GLD04	\$ 49

Finish Options

Chrome.....	\$ 165
Nickel.....	\$ 223
Powder Coat, Standard.....	n/c
Powder Coat, Premium.....	\$ 165
Platinum.....	\$ 488

Top Options

Special Laminate.....	TSP	call
Custom Cutout (per cutout).....	TCC	\$ 120

Power + Data Options

Please reference the Power + Data Price List

Wire Management Options

Basket, Under Top Mount.....	WBT	\$ 97
Cable Hook Legway.....	WCK	\$ 119
Canvas Legway.....	WCL	\$ 100
Plastic Legway.....	WRL	\$ 78
1 Oval Brush Grommet, Location K.....	WOK	\$ 97
1 Oval Brush Grommet, Provide Location Print.....	WOG	\$ 97
1 Round Grommet, Location K.....	WRK	\$ 76
1 Round Grommet, Provide Location Print.....	WRG	\$ 76

Accessories

Table Floor Mount Bracket Set.....	AFB	\$ 57
------------------------------------	-----	-------

Wavelink

Video Wedge, Openface, Half Round, Crossover + Vibe



Questions?

800 876 2120

Quickship Program Product
For Quickship specification details, visit www.versteel.com/quickship

edge ordering code (radius corner) >
or
edge ordering code (square corner) >
top thickness >

edge ordering code (radius corner) >
or
edge ordering code (square corner) >
top thickness >

top >
edge >





Laminate PVC	Laminate T-Mold	Laminate Wood	Laminate Soft PVC	Laminate 1 1/2" Wood						
Flat	Convex	Flat	Bumper	Square						
LP1R or LP1S 7/8"	LP2R or LP2S 1 1/4"	LT2	LB1R or LB2R 7/8" 1 1/4"	LWS1 or LWS2 7/8" 1 1/4"						
Fluted		Fluted		Fluted						
LPF1R or LPF1S 7/8"	LPF2R or LPF2S 1 1/4"	LWF1R or LWF1S 7/8"	LWF2R or LWF2S 1 1/4"	LWF1 or LWF2 7/8" 1 1/4"						
7/8"	1 1/4"	7/8"	1 1/4"	7/8" 1 1/4"						
Base Style	Table Description	Model #	Product Wt							
W2	Video Wedge									
	24 x 48 Fix	WAW2 2448VWFX	≅OS	46	1225	1248	1752	1774	2112	2136
	30 x 60 Fix	WAW2 3060VWFX	≅OS	60	1428	1451	2153	2174	2644	2668
	36 x 72 Fix	WAW2 3672VWFX	≅OS	77	1697	1721	2612	2634	3235	3255
	Openface									
	24 x 48 Fix	WAW2 2448OPFX	≅OS	45	1281	1304	1848	1871		
	30 x 60 Fix	WAW2 3060OPFX	≅OS	59	1502	1520	2275	2297		
	36 x 72 Fix	WAW2 3672OPFX	≅OS	76	1788	1811	2773	2795		
					Openface top not available with T-Mold edge		Openface top not available with Bumper edge			
	Half Round									
	24 x 48 Fix	WAW2 2448HFFX	≅OS	61	1057	1080	1460	1484	1741	1760
	30 x 60 Fix	WAW2 3060HFFX	≅OS	68	1215	1233	1771	1790	2149	2170
	36 x 72 Fix	WAW2 3672HFFX	≅OS	89	1421	1442	2124	2146	2598	2621
	Crossover									
	24 x 48 Fix	WAW2 2448COFX	≅OS	42	1077	1099	1482	1503		
					Crossover top not available with T-Mold edge		Crossover top not available with Bumper edge			
	Vibe									
	30 x 60 Fix	WAW2 3060VIFX	≅OS	69	1243	1263	1800	1817		
					Vibe top not available with T-Mold edge		Vibe top not available with Bumper edge			

Note: Please refer to page 12 in the All Tables Price List for the standard laminate/grain direction on these tops

To Order, Specify...

- 1 Model Number
- 2 Top Material
- 3 Edge Style and Thickness
- 4 Edge Color
- 5 Base Color
- 6 Additional Options



Veneer Wood		Veneer 1 1/4" Wood	
Flat		Square	
			
VW1R or VW1S	VW2R or VW2S	VWS1	VWS2
7/8"	1 1/4"	7/8"	1 1/4"
Fluted		Fluted	
			
VWF1R or VWF1S	VWF2R or VWF2S	VWF1	VWF2
7/8"	1 1/4"	7/8"	1 1/4"
		7/8"	1 1/4"
2807	2829		
3349	3372		
4026	4049		
2985	3009		
3571	3591		
4295	4315		
2275	2295	2472	2492
2692	2713	2935	2956
3210	3231	3509	3529
2292	2314		
2723	2744		

Base Options

	Code	Price
Alternate Table Height 32" & Under.....	BAH	\$ 100
Alternate Table Height 32" & Over.....	BSP	\$ call
Adjustable Height, Pin.....	BAP	\$ 221
Casters (4), Dual Wheel Black Hard Wheel.....	CAS55	\$ 171
Casters (4), Dual Wheel Black Soft Wheel.....	CAS57	\$ 171
Mix, Dual Wheel Casters & Glides.....	BMD	\$ 163
Self-Leveling Glides (4).....	GLD04	\$ 49

Finish Options

Chrome.....	\$ 165
Nickel.....	\$ 223
Powder Coat, Standard.....	n/c
Powder Coat, Premium.....	\$ 165
Platinum.....	\$ 488

Top Options

Leash, Table Link.....	TWL	\$ 133
Special Laminate.....	TSP	call
Custom Cutout (per cutout).....	TCC	\$ 120

Power + Data Options

Please reference the Power + Data Price List

Wire Management Options

Basket, Under Top Mount.....	WBT	\$ 97
Cable Hook Legway.....	WCK	\$ 119
Canvas Legway.....	WCL	\$ 100
Plastic Legway.....	WRL	\$ 78
1 Oval Brush Grommet, Provide Location Print.....	WOG	\$ 97
1 Round Grommet, Provide Location Print.....	WRG	\$ 76

Accessories

Table Floor Mount Bracket Set.....	AFB	\$ 57
------------------------------------	-----	-------

Wavelink

Quarter Round, Wedge + Fin, Quarter Round, Wedge + Fin for Powerlink



Questions?

800 876 2120

Quickship Program Product
For Quickship specification details, visit www.versteel.com/quickship

edge ordering code (radius corner) >
or
edge ordering code (square corner) >
top thickness >

edge ordering code (radius corner) >
or
edge ordering code (square corner) >
top thickness >

top >
edge >





Laminate PVC	Laminate T-Mold	Laminate Wood	Laminate Soft PVC	Laminate 1 1/2" Wood						
Flat	Convex	Flat	Bumper	Square						
LP1R or LP1S 7/8"	LP2R or LP2S 1 1/4"	LT2	LW1R or LW1S 7/8"	LB1R or LB2R 1 1/4"						
LW2R or LW2S 1 1/4"				LWS1 7/8"						
				LWS2 1 1/4"						
Fluted		Fluted		Fluted						
LPF1R or LPF1S 7/8"	LPF2R or LPF2S 1 1/4"	LWF1R or LWF1S 7/8"	LWF2R or LWF2S 1 1/4"	LWF1 7/8"						
				LWF2 1 1/4"						
7/8"	1 1/4"	7/8"	1 1/4"	7/8"						
				1 1/4"						
Base Style	Table Description	Model #	Product Wt							
W2	Quarter Round									
	24 Fix	WAW2 24QRFX	≅OS	30	795	819	1046	1065	1219	1243
	30 Fix	WAW2 30QRFX	≅OS	39	862	882	1166	1185	1382	1404
	36 Fix	WAW2 36QRFX	≅OS	50	938	957	1324	1347	1592	1614
	Quarter Round for Powerlink									
	22 Fix	WAW2 22QRFX		28	793	815	1044	1063	1217	1238
	28 Fix	WAW2 28QRFX		36	858	877	1164	1184	1380	1399
	34 Fix	WAW2 34QRFX		46	932	949	1321	1341	1589	1609
	Wedge									
	60° 30 Fix	WAW2 60D30WGFX	≅OS	30	901	922	1347	1365	1649	1670
	60° 36 Fix	WAW2 60D36WGFX	≅OS	36	901	922	1347	1365	1649	1670
	90° 30 Fix	WAW2 90D30WGFX	≅OS	33	901	922	1347	1365	1649	1670
	90° 36 Fix	WAW2 90D36WGFX	≅OS	43	901	922	1347	1365	1649	1670
	Wedge for Powerlink									
	60° 28 Fix	WAW2 60D28WGFX		28	897	920	1345	1361	1649	1672
	60° 34 Fix	WAW2 60D34WGFX		34	897	920	1345	1361	1649	1672
	90° 28 Fix	WAW2 90D28WGFX		40	897	920	1345	1361	1649	1672
	90° 34 Fix	WAW2 90D34WGFX		40	897	920	1345	1361	1649	1672
	Fin									
	24 Fix	WAW2 24FIFX	≅OS	29	846	868	1139	1158		
	30 Fix	WAW2 30FIFX	≅OS	36	916	938	1357	1378		
	36 Fix	WAW2 36FIFX	≅OS	46	916	938	1357	1378		
							Fin top not available with T-Mold edge	Fin top not available with Bumper edge		
	Fin for Powerlink									
	22 Fix	WAW2 22FIFX		26	843	865	1134	1156		
	28 Fix	WAW2 28FIFX		34	914	932	1354	1375		
	34 Fix	WAW2 34FIFX		42	914	932	1354	1375		
							Fin top not available with T-Mold edge	Fin top not available with Bumper edge		

Note: Please refer to page 12 in the All Tables Price List for the standard laminate/grain direction on these tops

To Order, Specify...

- 1 Model Number
- 2 Top Material
- 3 Edge Style and Thickness
- 4 Edge Color
- 5 Base Color
- 6 Additional Options



Veneer Wood		Veneer 1 1/4" Wood	
Flat		Square	
			
VW1R VW2R or VW1S VW2S 7/8" 1 1/4"	VWS1 VWS2 7/8" 1 1/4"		
Fluted		Fluted	
			
VWF1R VWF2R or VWF1S VWF2S 7/8" 1 1/4"	VWF1 VWF2 7/8" 1 1/4"		
1630 1650	1767 1789		
1803 1826	1963 1984		
2002 2019	2182 2205		
1625 1648			
1800 1824			
1995 2017			
3012 3035	3310 3331		
3012 3035	3310 3331		
3012 3035	3310 3331		
3012 3035	3310 3331		
3010 3032			
3010 3032			
3010 3032			
3010 3032			
2275 2295			
3023 3046			
3023 3046			
2272 2292			
3015 3040			
3015 3040			

Base Options

	Code	Price
Alternate Table Height 32" & Under.....	BAH	\$ 100
Alternate Table Height 32" & Over.....	BSP	\$ call
Adjustable Height, Pin.....	BAP	\$ 221
Casters (4), Dual Wheel Black Hard Wheel.....	CAS55	\$ 171
Casters (4), Dual Wheel Black Soft Wheel.....	CAS57	\$ 171
Mix, Dual Wheel Casters & Glides.....	BMD	\$ 163
Self-Leveling Glides (3).....	GLD04	\$ 49

Finish Options

Chrome.....	\$ 165
Nickel.....	\$ 223
Powder Coat, Standard.....	n/c
Powder Coat, Premium.....	\$ 165
Platinum.....	\$ 488

Top Options

Leash, Table Link.....	TWL	\$ 133
Special Laminate.....	TSP	call
Custom Cutout (per cutout).....	TCC	\$ 120

Power + Data Options

Please reference the Power + Data Price List

Wire Management Options

Cable Hook Legway.....	WCK	\$ 119
Canvas Legway.....	WCL	\$ 100
Plastic Legway.....	WRL	\$ 78

Accessories

Table Floor Mount Bracket Set.....	AFB	\$ 57
------------------------------------	-----	-------

Wavelink

Curl, Transition + Cutback,
Curl, Transition + Cutback for Powerlink



Questions?

800 876 2120

OS Quickship Program Product
For Quickship specification details,
visit www.versteel.com/quickship

edge ordering code (radius corner) >
or
edge ordering code (square corner) >
top thickness >

edge ordering code (radius corner) >
or
edge ordering code (square corner) >
top thickness >

top >
edge >

Laminate PVC	Laminate T-Mold	Laminate Wood	Laminate Soft PVC	Veneer Wood
Flat	Convex	Flat	Bumper	Flat
LP1R or LP1S 7/8"	LP2R or LP2S 1 1/4"	LT2 1 1/4"	LW1R or LW1S 7/8" LW2R or LW2S 1 1/4"	LB1R or LB2R 7/8" LB2R 1 1/4"
VW1R or VW1S 7/8"	VW2R or VW2S 1 1/4"			
Fluted		Fluted		Fluted
LPF1R or LPF1S 7/8"	LPF2R or LPF2S 1 1/4"	LWF1R or LWF1S 7/8" LWF2R or LWF2S 1 1/4"		VWF1R or VWF1S 7/8" VWF2R or VWF2S 1 1/4"

Base Style	Table Description	Model #	Product Wt
W2	Curl		
	30 Fix	WAW2 30CUFX	OS 49
	36 Fix	WAW2 36CUFX	OS 62
	Curl for Powerlink		
	28 Fix	WAW2 28CUFX	46
	34 Fix	WAW2 34CUFX	57
	Transition		
	24 x 30 Fix	WAW2 2430TRFX	OS 41
	30 x 30 Fix	WAW2 3030TRFX	OS 46
	36 x 30 Fix	WAW2 3630TRFX	OS 29
	Transition for Powerlink		
	22 x 30 Fix	WAW2 2230TRFX	40
	28 x 30 Fix	WAW2 2830TRFX	44
	34 x 30 Fix	WAW2 3430TRFX	48
	Cutback		
	24 x 30 Fix	WAW2 2430CBFX	OS 40
	30 x 30 Fix	WAW2 3030CBFX	OS 45
	36 x 30 Fix	WAW2 3630CBFX	OS 49
	Cutback for Powerlink		
	22 x 30 Fix	WAW2 2230CBFX	39
28 x 30 Fix	WAW2 2830CBFX	43	
34 x 30 Fix	WAW2 3430CBFX	47	

Note: Please refer to page 12 in the All Tables Price List for the standard laminate/grain direction on these tops

To Order, Specify...

- 1 Model Number
- 2 Top Material
- 3 Edge Style and Thickness
- 4 Edge Color
- 5 Base Color
- 6 Additional Options



Base Options	Code	Price
Alternate Table Height 32" & Under.....	BAH	\$ 100
Alternate Table Height 32" & Over.....	BSP	\$ call
Adjustable Height, Pin.....	BAP	\$ 221
Casters (4), Dual Wheel Black Hard Wheel.....	CAS55	\$ 171
Casters (4), Dual Wheel Black Soft Wheel.....	CAS57	\$ 171
Mix, Dual Wheel Casters & Glides.....	BMD	\$ 163
Self-Leveling Glides.....	GLD04	\$ 49

Finish Options		
Chrome.....		\$ 165
Nickel.....		\$ 223
Powder Coat, Standard.....		n/c
Powder Coat, Premium.....		\$ 165
Platinum.....		\$ 488

Top Options		
Leash, Table Link.....	TWL	\$ 133
Special Laminate.....	TSP	call
Custom Cutout (per cutout).....	TCC	\$ 120

Power + Data Options
 Please reference the Power + Data Price List

Wire Management Options		
Cable Hook Legway.....	WCK	\$ 119
Canvas Legway.....	WCL	\$ 100
Plastic Legway.....	WRL	\$ 78

Accessories		
Table Floor Mount Bracket Set.....	AFB	\$ 57

Wavelink

Corner + Trapezoid,
Corner + Trapezoid for Powerlink



Questions?

800 876 2120

Quickship Program Product
For Quickship specification details,
visit www.versteel.com/quickship

edge ordering code (radius corner) >
or
edge ordering code (square corner) >
top thickness >

edge ordering code (radius corner) >
or
edge ordering code (square corner) >
top thickness >

top >
edge >

Laminate PVC	Laminate T-Mold	Laminate Wood		Laminate Soft PVC		Laminate 1 1/2" Wood	
		Flat	Convex	Flat	Bumper	Square	
LP1R or LP1S	LP2R or LP2S	LT2	LW1R or LW1S	LW2R or LW2S	LB1R or LB2R	LWS1 or LWS2	LWS2 or LWS1
7/8"	1 1/4"	1 1/4"	7/8"	1 1/4"	7/8"	1 1/4"	7/8"
Fluted		Fluted		Fluted		Fluted	
LPF1R or LPF1S	LPF2R or LPF2S		LWF1R or LWF1S	LWF2R or LWF2S		LWF1 or LWF2	LWF2 or LWF1
7/8"	1 1/4"		7/8"	1 1/4"		7/8"	1 1/4"
7/8"		1 1/4"	7/8"	1 1/4"	7/8"	1 1/4"	7/8"

Base Style **Table Description** **Model #** **Product Wt**





W2	Corner			
	24 x 42 Fix	WAW2 2442CRFX	≡OS	78
	30 x 48 Fix	WAW2 3048CRFX	≡OS	96
	Corner for Powerlink			
	22 x 42 Fix	WAW2 2242CRFX		78
	28 x 48 Fix	WAW2 2848CRFX		95
	Trapezoid			
	24 x 24 x 24 x 48 Fix	WAW2 2448TZFX	≡OS	45
	24 x 48 x 24 x 72 Fix	WAW2 2472TZFX	≡OS	62
	30 x 30 x 30 x 60 Fix	WAW2 3060TZFX	≡OS	63
	36 x 36 x 36 x 72 Fix	WAW2 3672TZFX	≡OS	82
	Trapezoid for Powerlink			
	22 x 26 x 22 x 48 Fix	WAW2 2248TZFX		44
	22 x 50 x 22 x 72 Fix	WAW2 2272TZFX		59
	28 x 32 x 28 x 60 Fix	WAW2 2860TZFX		62
	34 x 38 x 34 x 72 Fix	WAW2 3472TZFX		78

Note: Please refer to page 12 in the All Tables Price List for the standard laminate/grain direction on these tops

To Order, Specify...

- 1 Model Number
- 2 Top Material
- 3 Edge Style and Thickness
- 4 Edge Color
- 5 Base Color
- 6 Additional Options



Veneer Wood		Veneer 1 1/4" Wood	
Flat		Square	
			
VW1R VW2R or VW1S VW2S 7/8" 1 1/4"	VWS1 VWS2 7/8" 1 1/4"		
Fluted		Fluted	
			
VWF1R VWF2R or VWF1S VWF2S 7/8" 1 1/4"	VWF1 VWF2 7/8" 1 1/4"		
7/8" 1 1/4"	7/8" 1 1/4"		
3015 3036			
3449 3471			
3013 3034			
3446 3469			
2643 2666	2880 2981		
3035 3057	3319 3479		
2924 2946	3195 3311		
3313 3334	3623 3765		
2639 2660	2876 2899		
3031 3052	3316 3337		
2921 2943	3190 3214		
3311 3331	3621 3644		

Base Options

	Code	Price
Alternate Table Height 32" & Under.....	BAH	\$ 100
Alternate Table Height 32" & Over.....	BSP	\$ call
Adjustable Height, Pin.....	BAP	\$ 221
Casters (4), Dual Wheel Black Hard Wheel.....	CAS55	\$ 171
Casters (4), Dual Wheel Black Soft Wheel.....	CAS57	\$ 171
Mix, Dual Wheel Casters & Glides.....	BMD	\$ 163
Self-Leveling Glides (4).....	GLD04	\$ 49

Finish Options

Chrome.....	\$ 165
Nickel.....	\$ 223
Powder Coat, Standard.....	n/c
Powder Coat, Premium.....	\$ 165
Platinum.....	\$ 488

Top Options

Leash, Table Link.....	TWL	\$ 133
Special Laminate.....	TSP	call
Custom Cutout (per cutout).....	TCC	\$ 120

Power + Data Options

Please reference the Power + Data Price List

Wire Management Options

Basket, Under Top Mount.....	WBT	\$ 97
Cable Hook Legway.....	WCK	\$ 119
Canvas Legway.....	WCL	\$ 100
Plastic Legway.....	WRL	\$ 78
1 Oval Brush Grommet, Provide Location Print.....	WOG	\$ 97
1 Round Grommet, Provide Location Print.....	WRG	\$ 76

Accessories

Keyboard Platform w/Mouse Surface.....	AKP27M	\$ 760
CPU Holder (3" - 9" adjustment).....	ACPU3-9F	\$ 237
CPU Holder (5" - 8" adjustment).....	ACPU5-8F	\$ 155
CPU Holder (3" - 5" adjustment).....	ACPU3F	\$ 155
Table Floor Mount Bracket Set.....	AFB	\$ 57

The Versteel seating, tables, casegoods and components listed in this catalog may be covered in whole or in part by the following active or pending patents and other patents pending in the United States or Canada:

U.S. Active or Pending Patents: 7,509,914; 7,794,016; 7,849,804; 7,850,241; 8,122,837; 8,297,208; 8,869,715; 9800037; 10,213,015; 11,432,645; 11,497,306; 18/159,130.

U.S. Design Patents: D612,164; D626,767; D653,866; D654,282; D688,075; D786591; D792,718; D862,102; D948,259.

Canada Active or Pending Patents: 2,579,494; 2,600,629; 2,707,148; 2,731,261; 2,760,476; 2,922,333; 3,113,625.

Canadian Design Patents: 176,530; 198,325.

Trademarks TM ®

Versteel and the Versteel logo are registered trademarks of Ditto Sales, Inc. dba Versteel in the United States, United Kingdom and Canada. Other registered trademarks of Versteel include: Aerie, Airfoil, Arvo, Brattice, Cable Coil, Cat's Paw, Catwalk, Chela and Chela designs, Companion, Curvare, Elements Conference, Elly, Entourage, Equip, GeoMetrix, Henri, Immix, Interplay, Kompis, Looksee, Model 8, ODIS, OHI, Ollie, Paces, Performance, Power Bay, Powerlink, Quanta, Rover, Rover Coaster, Rover Computer, Rover Daddy, Rover Utility, Sate, Seating in Motion, SIMON, Socius, Studio Steel, Tables in Motion, The Maker Project, Thea, TIM, TOD, Training on Demand, Troupe, Tuscany, Uno, Vela, Versteel seating logo, Versteel table logo, Wavelink and Wavelink logo, Wordplay, Zayn, Zuri.

BIFMA

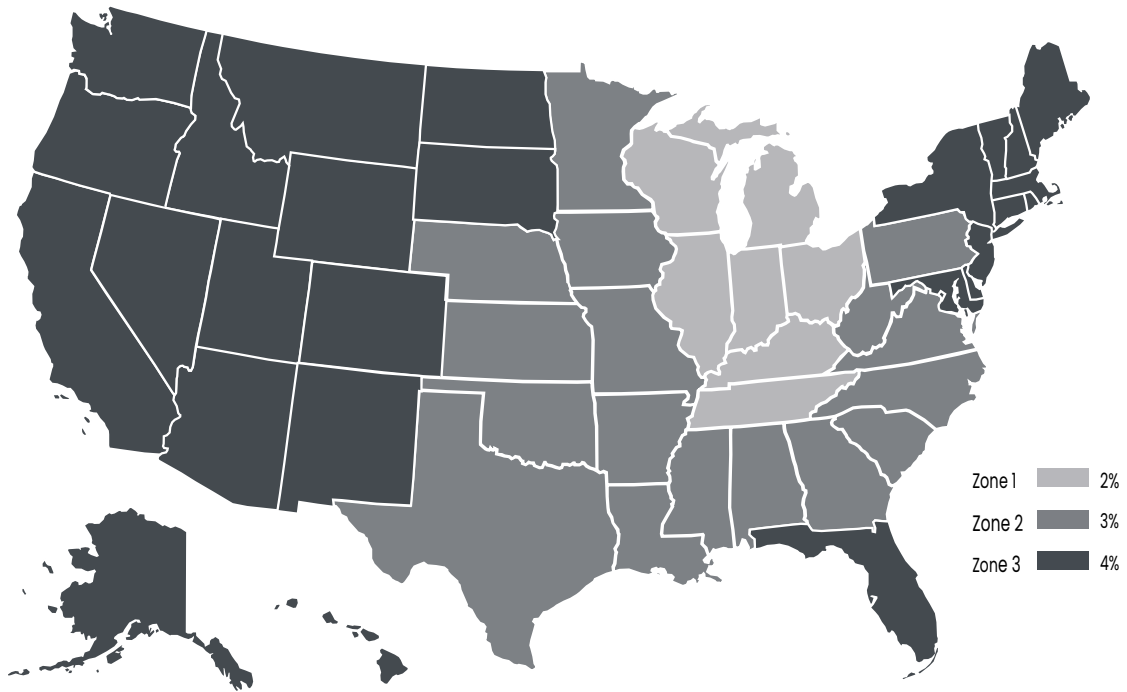
All Versteel products are constructed to pass the relevant ANSI/BIFMA standards. For more detailed specifications by series and base style, contact Versteel Customer Service at 800.876.2120.

Information regarding warranty, terms and conditions, shipping, care and maintenance, etc. can be found in the All Seating price list.

For further information about any Versteel product, please visit our website or contact a Versteel Customer Service Representative at 800.876.2020 or 813.634.2120.

All other trademarks and registered trademarks are the property of their respective owners.

Any rights not expressly granted herein are reserved.



* Percentage rates for **Alaska** and **Hawaii** are to Port of Exit in the 48 contiguous states.

Freight Program

Normal delivery is on a dock-to-dock basis, F.O.B. Versteel's factory in Jasper, Indiana. Orders within the 48 contiguous United States will be assessed a freight charge based on a percentage of the total list price, or a flat rate of \$300, whichever is greater. Using the zone map above apply the appropriate percentage to the total list to determine freight cost. Special requests such as inside delivery, "call before," etc. should be noted on the customer's purchase order and are subject to additional charges. Contact Versteel Customer Service regarding freight quotes for shipments to Canada, a minimum charge of \$400 will apply.

Oversize Shipping Fee

Orders received for items or tops greater than 94" in length will receive a \$250 net oversized shipping fee per order. Fee not applied to orders with multi-piece tops where each section is less than 94" in length.

All prices are delivered list price effective with date printed on cover and supersedes all other published price lists. Versteel reserves the right to change prices or specifications without prior notice. Orders are accepted subject to price prevailing at time of shipment.

versteel.com
Made in America
800 876 2120