

# Price List

JUMP TO PRICING [CLICK HERE](#)

TABLES



# VERSTEEL

**Tops**

Laminate and veneer tops are 1 1/4" thick. Corian® tops have a 1" top thickness. All are standard with square corners.

**Leg Materials**

Ash, Cherry, Maple or Walnut triangular wood legs are available in the standard Versteel finishes. The metal reveal is available in any standard powder coat, Chrome or Nickel.

**Features**

The 30" tall tables are standard with 1 1/2" diameter nylon adjustable glides. Glides allow 1/2" adjustment of the table.

**Legway Wire Management**

Black plastic legway managers are mounted in the top and bottom of the leg guiding the wire(s) from the underside of the table to the power source while maintaining visibility of the wires. One set of legway managers will be sent with every table.

**Laminate and Veneer, Standard Core Construction**

The standard top construction consists of 45-50 lb particleboard, surfaced with a high pressure laminate or plain sliced veneer face. A backer sheet is laminated to the underside of the top. Tops are shipped with rectangular understructure attached and pre-drilled for field installation of bases and accessories.

**Corian® Construction**

Tops are 1/2" Corian® with a 7/16" thick plywood subtop glued to the bottom side with a 1/2" Corian® rim applied to conceal the plywood subtop. The underside is bored to allow pressing in metal screw inserts for field installation of the legs and/or connectors.



**PVC Flat or Fluted Edge**

Edge of 2mm PVC hot melt banded to the top with 1/8" radius at the top and bottom.



Offered in twenty-one (21) standard colors.



**Reverse Bevel Acrylic**

Edge of 2mm acrylic edge banding hot melt banded to MDF core. A reverse bevel is then cut into the edge exposing the MDF on the reverse bevel. The MDF is then clear coated.



**Wood Flat or Fluted Edge**

Wood banding hot melt banded to the top with 1/8" radius at the top and bottom.



Offered in Ash, Cherry, Maple or Walnut materials.



**Corian® Eased Square Edge**

A traditional 1" flat edge with a small radius where horizontal surfaces meet vertical for comfort and a softened aesthetic.

Offered in ten (10) standard colors.

**Shipping Schedule**

**Standard Items**

Laminate, PVC Edge	3-5 WEEKS
Laminate, Wood Edge	3-5 WEEKS
Veneer, Wood Edge	6-8 WEEKS
Corian®	3-5 WEEKS

Contact Versteel Customer Service for special lead time requests.

**BIFMA**

All Versteel products are constructed to pass the relevant ANSI/BIFMA standards. For more detailed specifications by series and base style, contact Versteel Customer Service at 800.876.2120.

Additional information regarding warranty, terms and conditions, shipping, care and maintenance, etc. can be found in the All Tables price list.

**To Order, Specify...**

- 1 Model Number, include top and edge style
- 2 Top Material
  - a. Laminate manufacturer and color
  - b. Veneer species and finish color
  - c. Corian® color
- 3 Edge Color
- 4 Leg Species
- 5 Leg Finish
- 6 Leg Accent Color
- 7 Additional options

base model					finish selections					options			
<b>AO</b>	<b>R1</b>	<b>48</b>	<b>SQ</b>	<b>FX</b>	<b>VW2S</b>	<b>AP01</b>	<b>VDRI</b>	<b>----</b>	<b>A01</b>	<b>WFOG</b>	<b>ECHR</b>	<b>---</b>	<b>---</b>
series	base style	top size	top shape	table function	top, edge & corner	top species	top finish	edge color	leg species	leg finish	leg accent	top option(s)	power option(s)

An **AORI48SQFXVW2S** is an Arvo series 48" square table with fixed R1 bases, a veneer 1 1/4" thick top with a flat wood edge and square corners.

The codes **AP01 / VDRI / AO1 / WFOG / ECHR** specify an Ash top species with Drift finish, Ash leg species with Fog finish and Chrome leg accent.

**Model Number** **AORI48SQFXVW2S**



**Orders may be sent via**

**Mailing Address**  
Versteel  
2332 Cathy Lane  
Jasper IN 47546

**Contact Versteel**

**Email** contact@versteel.com  
**Phone** 800 876 2120  
812 634 2120  
**Fax** 812 482 9318

**Laminate**

Versteel's standard offering of laminates includes over 900 laminates from Formica, Nevamar, Pionite and Wilsonart.

Laminate manufacturers change standard offerings frequently, making it possible a standard product can become unavailable. Versteel cannot be responsible for any inconvenience this may cause.

**Veneer**

Arvo tables are available with plain sliced Ash, Cherry, Maple and Walnut veneers.

**Veneer Species**

Ash . . . . .	AP01	Maple . . . . .	MP01
Cherry . . . . .	CP01	Walnut . . . . .	WP01

**Veneer Finish**

**Ash**

Beach . . . . .	VBEA	Fog . . . . .	VFOG
Chestnut . . . . .	VCHE	Pebble . . . . .	VPEB
Drift . . . . .	VDRI	Whisper . . . . .	VWHI
Fawn . . . . .	VFAW		

**Cherry**

Blossom Cherry . . . . .	VBLC	Java Cherry . . . . .	VJAC
Cordovan Cherry . . . . .	VCNC	Millwork Cherry . . . . .	VMWC
Golden Cherry . . . . .	VGNC		

**Maple**

Caramel Maple . . . . .	VCMM	Sugar Maple . . . . .	VSUM
Solar Maple . . . . .	VSLM		

**Walnut**

Brighton Walnut . . . . .	VBRW	Natural Walnut . . . . .	VNAW
Espresso Walnut . . . . .	VESW		

**Corian®**

Coian® is an advanced composite product used as an architectural and design material in a variety of residential and commercial applications.

**Corian® Colors**

Antarctica . . . . .	NART	Linen . . . . .	NLIN
Bisque . . . . .	NBIS	Matterhorn . . . . .	NMTH
Designer White . . . . .	NDEW	Pearl Gray . . . . .	NPLG
Elegant Gray . . . . .	NELG	Silver Gray . . . . .	NSLG
Glacier White . . . . .	NGLW	Vanilla . . . . .	NVAN

Alternative Corian® colors may be specified. Contact Customer Service for quote.

**PVC Edge Colors**

Absolute Acajou . . . . .	CABA	Nimbus . . . . .	CNIM
Alloy . . . . .	CALY	Pearl . . . . .	CPEA
Carbon . . . . .	CCAR	Platinum . . . . .	CPLA
Champagne . . . . .	CCHA	Pralines & Cream . . . . .	CPRC
Coconut . . . . .	CCOC	Shadow . . . . .	CSHA
Ebony . . . . .	CEBO	Snow . . . . .	CSNO
Florence Walnut . . . . .	CFLW	Stone . . . . .	CSTO
Fossil . . . . .	CFOS	Storm . . . . .	CSTM
Graphite . . . . .	CGRA	Whisper . . . . .	CWHI
Grey . . . . .	CGRE	White Linen . . . . .	CWHL
Kensington Maple . . . . .	CKEM		

**Wood Edge Species**

Ash . . . . .	A01	Maple . . . . .	M01
Cherry . . . . .	C01	Walnut . . . . .	W01

**Wood Edge Finishes**

**Ash**

Beach . . . . .	WBEA	Fog . . . . .	WFOG
Chestnut . . . . .	WCHE	Pebble . . . . .	WPEB
Drift . . . . .	WDRI	Whisper . . . . .	WWHI
Fawn . . . . .	WFAW		

**Cherry**

Blossom Cherry . . . . .	WBLC	Java Cherry . . . . .	WJAC
Cordovan Cherry . . . . .	WCNC	Millwork Cherry . . . . .	WMWC
Golden Cherry . . . . .	WGNC		

**Maple**

Caramel Maple . . . . .	WCMM	Sugar Maple . . . . .	WSUM
Solar Maple . . . . .	WSLM		

**Walnut**

Brighton Walnut . . . . .	WBRW	Natural Walnut . . . . .	WNAW
Espresso Walnut . . . . .	WESW		

**Leg Species**

Ash . . . . .	A01	Maple . . . . .	M01
Cherry . . . . .	C01	Walnut* . . . . .	W01

\*Add \$196 list per table when Walnut legs are specified.

**Leg Finish****Ash**

Beach . . . . .	WBEA	Fog . . . . .	WFOG
Chestnut . . . . .	WCHE	Pebble . . . . .	WPEB
Drift . . . . .	WDRI	Whisper . . . . .	WWHI
Fawn . . . . .	WFAW		

**Cherry**

Blossom Cherry . . . . .	WBLC	Java Cherry . . . . .	WJAC
Cordovan Cherry . . . . .	WCNC	Millwork Cherry . . . . .	WMWC
Golden Cherry . . . . .	WGNC		

**Maple**

Caramel Maple . . . . .	WCMM	Sugar Maple . . . . .	WSUM
Solar Maple . . . . .	WSLM		

**Walnut**

Brighton Walnut . . . . .	WBRW	Natural Walnut . . . . .	WNAW
Espresso Walnut . . . . .	WESW		

**Leg Accent Color****Powder Coat Finishes**

All powder coat finishes in the Versteel offering have been formulated with the use of epoxy, polyester or epoxy and polyester blends to maximize the finish durability.

**Powder Coat Finish Options**

Powder Coat – Standard . . . . .	.n/c
Powder Coat – Premium (Hope) . . . . .	\$165
Powder Coat – Premium (Platinum) . . . . .	\$488

**Powder Coat Colors**

Alloy . . . . .	PALY	Mint . . . . .	PMNT
Amethyst . . . . .	PAME	Navy . . . . .	PNAV
Anthracite . . . . .	PANT	Nimbus . . . . .	PNIM
Black Anodized . . . . .	PBLA	Nutmeg . . . . .	PNUT
Bronze . . . . .	PBRO	◆ Pacific . . . . .	PPAC
Calypso . . . . .	PCAL	Pearl . . . . .	PPEA
Carbon . . . . .	PCAR	Pebble . . . . .	PPEB
Champagne . . . . .	PCHA	◆ Platinum . . . . .	PPLA
Coconut . . . . .	PCOC	Poppy . . . . .	PPOP
◆ Copper . . . . .	PCOP	◆ Raven . . . . .	PRAV
Crimson . . . . .	PCRI	Royal . . . . .	PROY
◆ Crystal . . . . .	PCRY	Seaside . . . . .	PSEA
Daffodil . . . . .	PDAF	Shipyard . . . . .	PSHI
Ebony . . . . .	PEBO	Silver . . . . .	PSIL
Forest . . . . .	PFOR	Snow . . . . .	PSNO
Fossil . . . . .	PFOS	Stone . . . . .	PSTO
◆ Garnet . . . . .	PGAR	Storm . . . . .	PSTM
◆ Gold . . . . .	PGOL	Terra Cotta . . . . .	PTEC
Graphite . . . . .	PGRA	Whisper . . . . .	PWHI
◆ Hope . . . . .	PHOP	White Linen . . . . .	PWHL
Kelly Green . . . . .	PKEG	Powder Coat Alternative . . . . .	OPA
◆ Matte . . . . .	PMAT		
Mica . . . . .	PMIC		

**Transparent Powder Coats (indicated by ◆)**

Please note that the transparent characteristics of these powders allow all natural welds and textures inherent to raw steel to be visible.

**Premium Powder Coats (indicated by ◆)**

Versteel's premium process uses specially formulated powder coats for a truly unique color palette.

**Chrome**

Versteel applies a deep luster chrome plated finish. Chrome is the most durable finish available. Specify Chrome and add \$165 list per table.

Chrome . . . . . ECHR

**Nickel**

Versteel applies a nickel plated finish with a clear coat applied for durability. Specify Nickel and add \$223 list per table.

Nickel . . . . . ENKL

**Finish Reference & Samples**

For finish color reference, please refer to our website. Contact Versteel Customer Service to receive actual color samples for color matches and final color approval.

**Special Laminate****Call for quotation**

Specify code **TSP** (*Special Laminate*), indicate the quoted charges per table

Special laminates and patterns can be specified as an option. To specify, contact Versteel for availability and pricing.

**NOTE** LAMINATES IN STANDARD COLORS AND TEXTURES FROM FORMICA, NEVAMAR, PIONITE AND WILSONART ARE STANDARD

**CAUTION** LAMINATE MANUFACTURERS CHANGE STANDARD OFFERINGS FREQUENTLY, MAKING IT POSSIBLE A STANDARD PRODUCT CAN BECOME UNAVAILABLE. VERSTEEL CANNOT BE RESPONSIBLE FOR ANY INCONVENIENCE THIS MAY CAUSE.

**Custom PVC Color Match****Call for quotation / one time charge per color, per order**

Specify code **OCF** (*Custom PVC Color Match*), add cost from Versteel quotation

PVC Color Match can be the selection of a color that is available from a Versteel supplier or a new custom color developed for the order. Minimum footage requirements mean that the amount of material needed for your order will effect the cost.

For PVC Color Matching you must supply a color reference sample. Versteel will review the sample for possible existing colors available and send a sample for customer approval. If no color match exists, a custom match will be developed and sampled for customer approval before a production schedule is established.

**Powder Coat Alternative****Call for quotation**

Specify code **OPA** (*Powder Coat Alternative*), add cost from Versteel quotation

Powder Coat Alternative is available from Versteel. The entire RAL color reference along with hundreds of other color and finishes are available.

For Powder Coat Alternative matching, you must supply a color reference sample, or an RAL number. Versteel will review the sample for possible existing colors available and send a sample for customer approval. If no color match exists a custom match can be developed. Call Versteel Customer Service for associated upcharges on custom color development.

**Stain Finish Match****\$996 / one time charge per finish, per order**

Specify code **OSM** (*Stain Finish Match*), add \$996.00 list per finish, per order

Alternative Stain Finishes are available for veneer and wood edged tops.

For Stain Finish Matching you must supply two 4" x 4" finish color and grain reference samples. An expertly finish matched sample will be provided for customer approval.

**Veneer and Wood Edge Alternatives****Call for quotation**

For veneer and wood edge requirements other than the standard plain sliced Ash, Cherry, Maple and Walnut, contact Versteel Customer Service. Versteel is adept at working with a host of domestic and exotic materials. From inlays, figures, pie cuts and special edge profiles, to custom fill levels and sheens, each top is created using the best of technology and old world craftsmanship. The items you only imagined or expected to only be available from a millwork shop are now just another part of your Versteel order. Call Versteel Customer Service for availability and quotation.

**Wood Finish Alternatives****Call for quotation**

When veneer tables are required to have a finish other than the standard natural grain fill level finish appearance, semi-filled or full-filled finishes are available by requesting a quote from Versteel. Call Versteel Customer Service for availability and quotation.

**Table Top and Edge Alternatives**

Table tops and/or edges can be produced in alternative materials if desired. Contact Versteel Customer Service for pricing and availability.

**Alternate Core Construction**

Alternate core constructions are available, including medium density fiberboard (MDF), and cores that contain no urea formaldehyde. Contact Versteel Customer Service for pricing and availability.

**NOTE** CUSTOMS OR ALTERNATIVES MAY AFFECT STANDARD PRODUCTION SCHEDULES

**Plastic Legway****\$19 / set of 2**

Specify code **WAL** (Black Plastic Legway), add \$19.00 list per set of two

Black plastic legways are installed in the top and the bottom of one leg when a power and/or data option is selected on the table. Additional legway managers can be added to the table by selecting code WAL and adding \$16 list each set.

**Top Custom Cutout****\$120 / cutout**

Specify code **TCC** (Top Custom Cutout), add \$120.00 list per cutout

Top Custom Cutout requires a drawing for production and is subject to approvals.



**V Charge Wireless Charging**

Wireless charging pads for phones and tablets with built-in Qi wireless charging. Pads are surface mounted into the table top.



**Option Code**

VWC1 \$307 list

**SPECIFICATIONS**

- 10 Watt fast charge wireless charging unit embedded in table top
- Soft touch cover plate with V Charge logo
- Surface mounted
- 6' power supply included

**Unit Color**

BLK	Black	n/c
WHT	White	n/c

**NOTE** VWC1 UNITS CAN BE LINKED, CONTACT VERSTEEL CUSTOMER SERVICE FOR MORE INFORMATION

**Option Code**

VWC2 \$394 list

**SPECIFICATIONS**

- 15 watt fast charge wireless charging unit embedded in table top
- Soft touch cover plate with V Charge logo
- Surface mounted
- 5' power supply included

**Unit Color**

BLK	Black	n/c
WHT	White	n/c

**Eclipse**

Soft touch finish brings a hint of play to any fashionable work environment. Three port options. Mounts in surface.



**SPECIFICATIONS**

- Hole mount is 4.5" diameter

**Model Description**

ECL-IP3X	Three (3) power	\$437 list
ECL-IP2U	Two (2) power and one (1) dual port USB A + C charger	\$515 list

**Unit Color**

STB	Soft Touch Black Plastic	n/c
STG	Soft Touch Green Plastic	n/c
STO	Soft Touch Orange Plastic	n/c
STW	Soft Touch White Plastic	n/c

**Cord Length**

72	72" cord length, black	n/c
120	120" cord length, black	\$ 21 list

**Model Example:** ECL-IP2U-STB-72

**Hemisphere**

Soft touch finish brings a hint of play to any fashionable work environment. Three port options. Mounts in surface.



**SPECIFICATIONS**

- Hole mount is 3" diameter

**Model Description**

HEM-IP3X	Three (3) power	\$315 list
HEM-IP2U	Two (2) power and one (1) dual port USB A + C charger	\$390 list

**Unit Color**

STB	Soft Touch Black Plastic	n/c
STG	Soft Touch Green Plastic	n/c
STO	Soft Touch Orange Plastic	n/c
STW	Soft Touch White Plastic	n/c

**Cord Length**

72	72" cord length, black	n/c
120	120" cord length, black	\$ 21 list

**Model Example:** HEM-IP2U-STB-72

**Axil Z IP** (Individually Powered)

Constructed out of anodized aluminum with a painted, steel faceplate, Axil Z is a robust, scalable and customizable power/data solution.


**SPECIFICATIONS**

- Mounts flat, sitting just above worksurface
- Requires cutout in worksurface
- Includes a voice/data adapter kit to accept couplers and jacks when required
- Fits in tops 3/4" to 1 3/4" thick

Model	Description	
AXZ-IP-2-0	Two (2) power and no data	\$416 list
AXZ-IP-2-2	Two (2) power and two (2) add'l ports	\$426 list
AXZ-IP-2-4	Two (2) power and four (4) add'l ports	\$435 list
AXZ-IP-2-6	Two (2) power and six (6) add'l ports	\$445 list
AXZ-IP-3-1	Three (3) power and one (1) add'l port	\$441 list
AXZ-IP-3-3	Three (3) power and three (3) add'l ports	\$450 list
AXZ-IP-3-5	Three (3) power and five (5) add'l ports	\$459 list
AXZ-IP-4-0	Four (4) power and no add'l ports	\$548 list
AXZ-IP-4-2	Four (4) power and two (2) add'l ports	\$556 list
AXZ-IP-4-4	Four (4) power and four (4) add'l ports	\$563 list

**Unit Color**

MWCA	Matte White Faceplate, Clear Al Trim	n/c
MBCA	Matte Black Faceplate, Clear Al Trim	n/c
MSCA	Matte Storm Faceplate, Clear Al Trim	n/c
MFCA	Matte Fog Faceplate, Clear Al Trim	n/c
GWCA	Gloss White Faceplate, Clear Al Trim	n/c
GBCA	Gloss Black Faceplate, Clear Al Trim	n/c
SVCA	Silver Faceplate, Clear Al Trim	n/c
MWBA	Matte White Faceplate, Black Trim	\$143 list
MBBA	Matte Black Faceplate, Black Trim	\$143 list
MSBA	Matte Storm Faceplate, Black Trim	\$143 list
MFBA	Matte Fog Faceplate, Black Trim	\$143 list
GWBA	Gloss White Faceplate, Black Trim	\$143 list
GBBA	Gloss Black Faceplate, Black Trim	\$143 list
SVBA	Silver Faceplate, Black Trim	\$143 list

**Cord Length**

72	72" cord length, black	n/c
120	120" cord length, black	\$ 21 list

**USB Charging Options** (Total cannot exceed 80 watts)

UAC	One (1) USB A + C charging module (requires one (1) add'l port)	\$121 list
UAC2	Two (2) USB A + C charging modules (requires two (2) add'l ports)	\$304 list
UC	One (1) high power smart dual USB C charging module (requires (1) add'l port)	\$ 324 list

**Data Option** (Each data jack requires 1 open port)

DA	Cat6 RJ45 data jack w/ 10' patch cord	\$ 97 list
HD	HDMI jack	\$ 110 list
MS	3.5mm mini-stereo audio jack	\$ 32 list
US	USB passive jack	\$ 71 list
VG	VGA jack, 15 pin	\$ 137 list
VO	Cat3 RJ11 voice jack w/ 7' patch cord	\$ 45 list

**Ellora IP** (Individually Powered)

Anodized aluminum construction and smart design keep cable clutter out of sight.



**NOTE** ELLORA UNITS ARE NOT RECOMMENDED ON TILTING TABLES

**SPECIFICATIONS**

- Includes a voice/data adapter kit to accept couplers and jacks when required
- Fits in tops 3/4" to 1 3/4" thick
- Requires cutout in worksurface

Model	Description	
ELL-IP-2-0	Two (2) power and no data	\$652 list
ELL-IP-2-2	Two (2) power and two (2) add'l ports	\$665 list
ELL-IP-2-4	Two (2) power and four (4) add'l ports	\$672 list
ELL-IP-2-6	Two (2) power and six (6) add'l ports	\$688 list
ELL-IP-3-1	Three (3) power and one (1) add'l port	\$682 list
ELL-IP-3-3	Three (3) power and three (3) add'l ports	\$694 list
ELL-IP-3-5	Three (3) power and five (5) add'l ports	\$705 list
ELL-IP-4-0	Four (4) power and no add'l ports	\$848 list
ELL-IP-4-2	Four (4) power and two (2) add'l ports	\$858 list
ELL-IP-4-4	Four (4) power and four (4) add'l ports	\$871 list

**Unit Color**

SAAWT	Silver Anodized Aluminum with White Trim	n/c
SAABT	Silver Anodized Aluminum with Black Trim	n/c
BAABT	Black Anodized Aluminum with Black Trim	\$205 list

**Cord Length**

72	72" cord length, black	n/c
120	120" cord length, black	\$ 21 list

**USB Charging Options** (Total cannot exceed 80 watts)

UAC	One (1) USB A + C charging module (requires one (1) add'l port)	\$151 list
UAC2	Two (2) USB A + C charging modules (requires two (2) add'l ports)	\$304 list
UC	One (1) high power smart dual USB C charging module (requires (1) add'l port)	\$ 324 list

**Data Option** (Each data jack requires 1 open port)

DA	Cat6 RJ45 data jack w/ 10' patch cord	\$ 97 list
HD	HDMI jack	\$ 110 list
MS	3.5mm mini-stereo audio jack	\$ 32 list
US	USB passive jack	\$ 71 list
VG	VGA jack, 15 pin	\$ 137 list
VO	Cat3 RJ11 voice jack w/ 7' patch cord	\$ 45 list

**Model Example: ELL-IP-4-4-SAABT-72-UC-DA-DA-HD**

**NOTE** ROUND AND SQUARE TABLES WILL ONLY ACCOMMODATE UNITS WITH UP TO FOUR (4)

PORTS

**Mho IP (Individually Powered)**

Retractable and durably constructed. Highly functional with a fluid, one touch door that remains open during use.



**SPECIFICATIONS**

- Fluid, one touch accessibility
- Includes a voice/data adapter kit to accept couplers and jacks when required
- Fits in tops 3/4" to 1 3/4" thick

Model	Description	
MHO-IP-2-0	Two (2) power and no data	\$559 list
MHO-IP-2-2	Two (2) power and two (2) add'l ports	\$568 list
MHO-IP-2-4	Two (2) power and four (4) add'l ports	\$582 list
MHO-IP-2-6	Two (2) power and six (6) add'l ports	\$592 list
MHO-IP-3-1	Three (3) power and one (1) add'l port	\$652 list
MHO-IP-3-3	Three (3) power and three (3) add'l ports	\$666 list
MHO-IP-3-5	Three (3) power and five (5) add'l ports	\$678 list
MHO-IP-4-0	Four (4) power and no add'l ports	\$727 list
MHO-IP-4-2	Four (4) power and two (2) add'l ports	\$738 list
MHO-IP-4-4	Four (4) power and four (4) add'l ports	\$749 list

**Unit Color**

SAABT	Silver Anodized Aluminum with Black Trim	n/c
SAAWT	Silver Anodized Aluminum with White Trim	n/c
SAA	Silver Anodized Aluminum	n/c
BAA	Black Anodized Aluminum	\$205 list

**Cord Length**

72	72' cord length, black	n/c
120	120' cord length, black	\$ 21 list

**USB Charging Options** (Total cannot exceed 80 watts)

UAC	One (1) USB A + C charging module (requires one (1) add'l port)	\$152 list
UAC2	Two (2) USB A + C charging modules (requires two (2) add'l ports)	\$304 list
UC	One (1) high power smart dual USB C charging module (requires (1) add'l port)	\$324 list

**Data Option** (Each data jack requires 1 open port)









DA	Cat6 RJ45 data jack w/ 10' patch cord	\$ 97 list
HD	HDMI jack	\$ 110 list
MS	3.5mm mini-stereo audio jack	\$ 32 list
US	USB passive jack	\$ 71 list
VG	VGA jack, 15 pin	\$137 list
VO	Cat3 RJ11 voice jack w/ 7' patch cord	\$ 45 list

**Model Example: MHO-IP-3-3-SAABT-72-U1-DA-DA**

**NOTE** ROUND AND SQUARE TABLES WILL ONLY ACCOMMODATE UNITS WITH UP TO FOUR (4) PORTS



**Questions?**  
800 876 2120

top > edge >	Laminate PVC	Laminate Wood	Laminate 2mm Acrylic	Veneer Wood	Corian®
	Flat	Flat	Reverse Bevel	Flat	Eased
edge ordering code >	 <b>LP2R</b>	 <b>LW2R</b>	 <b>LMRA2R</b>	 <b>VW2R</b>	 <b>CS7R</b>
top thickness >	1 1/4"	1 1/4"	1 1/4"	1 1/4"	1"
edge ordering code >	Fluted  <b>LPF2R</b>	Fluted  <b>LWF2R</b>		Fluted  <b>VWF2R</b>	
top thickness >	1 1/4"	1 1/4"		1 1/4"	
top thickness price >	1 1/4"	1 1/4"		1 1/4"	1"

Base Style	Table Description	Model #	Product Wt
------------	-------------------	---------	------------



RI

Base Style	Table Description	Model #	Product Wt	Laminate PVC	Laminate Wood	Laminate 2mm Acrylic	Veneer Wood	Corian®
	36 Fix	<b>AORI 36RDFX</b>	74	2892		3185	5164	4424
	42 Fix	<b>AORI 42RDFX</b>	90	3166		3514	5653	4829
	48 Fix	<b>AORI 48RDFX</b>	106	3213		3666	6128	5143
	54 Fix	<b>AORI 54RDFX*</b>	125	4055		4638	7060	N/A

\*Denotes tables with a center leg

**To Order, Specify...**

- 1 Model Number
- 2 Top Material
- 3 Edge Style and Thickness
- 4 Edge Color
- 5 Leg Species
- 6 Leg Finish
- 7 Leg Accent Color
- 8 Additional Options



**Finish Options**

	<b>Code</b>	<b>Price</b>
Chrome .....		\$ 165
Nickel .....		\$ 223
Powder Coat, Standard .....		n/c
Powder Coat, Premium .....		\$ 165
Platinum .....		\$ 488

**Top Options**

Special Laminate .....	TSP	call
Custom Cutout (per cutout) .....	TCC	\$ 120

**Power + Data Options**

See Pages 41 - 43 or the Power + Data Price List



Questions?  
800 876 2120

top > edge >	Laminate PVC	Laminate Wood	Laminate 2mm Acrylic	Veneer Wood	Corian®
	Flat 	Flat 	Reverse Bevel 	Flat 	Eased 
edge ordering code (square corner) > top thickness >	<b>LP2S</b> 1 1/4"	<b>LW2S</b> 1 1/4"	<b>LMRA2S</b> 1 1/4"	<b>VW2S</b> 1 1/4"	<b>CS7S</b> 1"
	Fluted 	Fluted 		Fluted 	
edge ordering code (square corner) > top thickness >	<b>LPF2S</b> 1 1/4"	<b>LWF2S</b> 1 1/4"		<b>VWF2S</b> 1 1/4"	
top thickness price >	1 1/4"	1 1/4"	1 1/4"	1 1/4"	1"

Base Style      Table Description      Model #      Product Wt



RI

36 Fix	<b>AORI 36SQFX</b>	90	2951	3238	5217	4482
42 Fix	<b>AORI 42SQFX</b>	109	3204	3549	5686	4867
48 Fix	<b>AORI 48SQFX</b>	130	3261	3698	6161	5180
54 fix	<b>AORI 54SQFX*</b>	154	4092	4672	7094	N/A

\*Denotes tables with a center leg

To Order, Specify...

- 1 Model Number
- 2 Top Material
- 3 Edge Style and Thickness
- 4 Edge Color
- 5 Leg Species
- 6 Leg Finish
- 7 Leg Accent Color
- 8 Additional Options



**Finish Options**

	<b>Code</b>	<b>Price</b>
Chrome .....		\$ 165
Nickel .....		\$ 223
Powder Coat, Standard .....		n/c
Powder Coat, Premium .....		\$ 165
Platinum .....		\$ 488

**Top Options**

Special Laminate .....	TSP	call
Custom Cutout (per cutout) .....	TCC	\$ 120

**Power + Data Options**

See Pages 41 - 43 or the Power + Data Price List



**Questions?**

800 876 2120

top >  
edge >

Laminate PVC	Laminate Wood	Laminate 2mm Acrylic	Veneer Wood
Flat	Flat	Reverse Bevel	Flat
<b>LP2S</b> 1 1/4"	<b>LW2S</b> 1 1/4"	<b>LMRA2S</b> 1 1/4"	<b>VW2S</b> 1 1/4"
Fluted	Fluted		Fluted
<b>LPF2S</b> 1 1/4"	<b>LWF2S</b> 1 1/4"		<b>VWF2S</b> 1 1/4"
1 1/4"	1 1/4"	1 1/4"	1 1/4"

edge ordering code (square corner) >  
top thickness >

edge ordering code (square corner) >  
top thickness >  
top thickness price >

**Base Style**

**Table Description**

**Model #**

**Product Wt**



RI

30 x 48 Fix	<b>AORI 3048REFX</b>	93	3061	3357	5039
30 x 60 Fix	<b>AORI 3060REFX</b>	107	3246	3587	5257
30 x 72 Fix	<b>AORI 3072REFX</b>	121	3449	3871	5556
30 x 84 Fix	<b>AORI 3084REFX*</b>	136	4336	4778	6720
30 x 96 Fix	<b>AORI 3096REFX*</b>	150	4417	4937	7395
36 x 48 Fix	<b>AORI 3648REFX</b>	110	3182	3517	5439
36 x 60 Fix	<b>AORI 3660REFX</b>	129	3353	3732	5561
36 x 72 Fix	<b>AORI 3672REFX</b>	150	3636	4093	5732
36 x 84 Fix	<b>AORI 3684REFX*</b>	169	4496	4979	7034
36 x 96 Fix	<b>AORI 3696REFX*</b>	189	4631	5186	7930
42 x 72 Fix	<b>AORI 4272REFX*</b>	167	4425	4869	7523
42 x 84 Fix	<b>AORI 4284REFX*</b>	188	4865	5401	8106
42 x 96 Fix	<b>AORI 4296REFX*</b>	210	5006	5611	8746
48 x 96 Fix	<b>AORI 4896REFX*</b>	232	5047	5691	8886

\*Denotes tables with a center leg

**To Order, Specify...**

- 1 Model Number
- 2 Top Material
- 3 Edge Style and Thickness
- 4 Edge Color
- 5 Leg Species
- 6 Leg Finish
- 7 Leg Accent Color
- 8 Additional Options





**Finish Options**

	<b>Code</b>	<b>Price</b>
Chrome .....		\$ 165
Nickel .....		\$ 223
Powder Coat, Standard .....		n/c
Powder Coat, Premium .....		\$ 165
Platinum .....		\$ 488

**Top Options**

Special Laminate .....	TSP	call
Custom Cutout (per cutout) .....	TCC	\$ 120

**Power + Data Options**

See Pages 41 - 43 or the Power + Data Price List

All prices are delivered list price effective with date printed on cover and supersedes all other published price lists. Versteel reserves the right to change prices or specifications without prior notice. Orders are accepted subject to price prevailing at time of shipment.

**versteel.com**  
Made in America  
800 876 2120