

Price List

JUMP TO PRICING [CLICK HERE](#)

TABLES



VERSTEEL

**Tops**

The 7/8" thick laminate or veneer rectangle tops are available in 20", 24" and 30" widths and lengths of 42", 48", 60", 72", 84", 90" and 96".

Bases

Tables are available with an easy ergonomically-designed tilt release mechanism allowing tables to be nested when not in use. When the tilt-nest option is not desired, tables can be ordered with fixed bases. All TOD tables are standard with four dual wheel locking casters.

Modesty Panel

An integrated metal perforated modesty panel is standard on all TOD tables. A mini-modesty can be added to help conceal power and data units and their cords.

Wire Management

A clear wire manager is incorporated into the leg along with clear wire manager troughs that also serve as bumpers when nesting your tables.

Power + Data

To complete your specification, power and data along with wire management options can be added to your table. Refer to the Power + Data Price List.

Laminate and Veneer, Standard Core Construction

The standard top construction consists of 45-50 lb particleboard, surfaced with a high pressure laminate or plain sliced veneer face. A backer sheet is laminated to the underside of the top. Tables are shipped partially assembled, with legs folded for ease of shipment.



PVC Flat or Fluted Edge

Edge of 2mm PVC hot melt banded to the top with 1/8" radius at the top and bottom. Available with 1 1/2" radius corners or square corners.



Offered in twenty-one (21) standard colors.



Convex T-Mold Edge

Edge of 5/16" thick solid vinyl convex t-mold with 1 1/2" radius corners.

Offered in four (4) standard colors.



Wood Flat or Fluted Edge

Wood banding hot melt banded to the top with 1/8" radius at the top and bottom. Available with 1 1/2" radius corners or square corners.



Offered in Ash, Cherry, Maple or Walnut materials.



Bumper Edge

Exposed ply core banding with rubberized 5/8" width bumper in the center of profile. Corners with 1 1/2" radius are available on tables with 1 1/4" edge thickness.

Offered in black bumper standard color.



Wood Square or Fluted Edge

Edge of 1 1/4" wide solid wood with softened top and bottom edges, and square, softened mitered corners.



Offered in Ash, Cherry, Maple or Walnut materials.



Wood Bullnose Edge

Edge of 1 1/4" wide solid wood with a full bullnose edge, and 1" radius mitered corners.



Offered in Ash, Cherry, Maple or Walnut materials.



Wood Reverse Bevel Edge

Edge of 2" wide solid wood designed with a reverse sloped edge on all four sides with mitered corners.



Offered in Ash, Cherry, Maple or Walnut materials.



Wood Ergo Edge

Edge of 1 3/4" wide (on 7/8" thick tops) or 2 1/2" wide (on 1 1/4" thick tops) solid wood designed with a sloped edge for added comfort with softened, mitered corners.



Offered in Ash, Cherry, Maple or Walnut materials.



Urethane/PVC Ergo Edge (User Side)

Edge of 1 3/4" wide molded urethane designed with a sloped ergonomic edge on one side and a 2mm PVC flat edge on the remaining sides. PVC corners are available in square or radius on 7/8" and 1 1/4" edge thicknesses.

Urethane offered in ten (10) colors with coordinating PVC colors.

Shipping Schedule

Standard Items

Laminate, Convex T-Mold Edge	3-5 WEEKS
Laminate, PVC Edge	3-5 WEEKS
Laminate, Wood Edge	3-5 WEEKS
Veneer, Wood Edge	6-8 WEEKS

Contact Versteel Customer Service for special lead time requests.

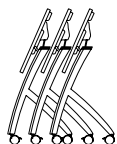
BIFMA

All Versteel products are constructed to pass the relevant ANSI/BIFMA standards. For more detailed specifications by series and base style, contact Versteel Customer Service at 800.876.2120.

Additional information regarding warranty, terms and conditions, shipping, care and maintenance, etc. can be found in the All Tables price list.


TOD 20" x 60"


| 18 1/2" |



| 32 1/2" |

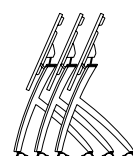
| 26 3/4" |



39 1/4" high


TOD 24" x 60"


| 22 3/4" |

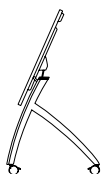


| 37" |

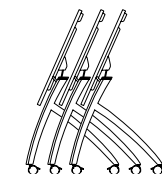
| 31 1/4" |



42 3/4" high


TOD 30" x 72"


| 27" |



| 41" |

| 35 1/4" |



47 3/4" high

To Order, Specify...

- 1 Model Number, include top and edge style
- 2 Top Material
 - a. Laminate manufacturer and color
 - b. Veneer species and finish color
- 3 Edge Style and Thickness
- 4 Edge Color
- 5 Base and Modesty Color
- 6 Additional Options

base model						finish selections			options
TD	Y2	2460	RE	TN	XT	VW1S	CP01	VMWC	PMIC
series	base style	top size	top shape	table function	modesty function	top, edge & corner	top species	top finish	base & modesty color

A **TDY2 2460RETN XT VW1S** is a TOD series 24" x 60" rectangle table with tilt-nest bases, fixed modesty panel, a veneer $\frac{7}{8}$ " thick top with a flat wood edge and square corners.

The codes **CP01 / VMWC / PMIC** specify a Cherry top species with Millwork Cherry finish and Mica bases.

Model Number **TDY2 2460RETN XT**


Orders may be sent via
Mailing Address

Versteel
 2332 Cathy Lane
 Jasper IN 47546

Contact Versteel

Email contact@versteel.com
Phone 800 876 2120
 812 634 2120
Fax 812 482 9318

Laminate

Versteel's standard offering of laminates includes over 900 laminates from Formica, Nevamar, Pionite and Wilsonart.

Laminate manufacturers change standard offerings frequently, making it possible a standard product can become unavailable. Versteel cannot be responsible for any inconvenience this may cause.

Veneer

TOD tables are available with plain sliced Ash, Cherry, Maple and Walnut veneers.

Veneer Species

Ash	AP01	Maple.	MP01
Cherry	CP01	Walnut	WP01

Veneer Finish

Ash

Beach.	VBEA	Fog	VFOG
Chestnut.	VCHE	Pebble	VPEB
Drift	VDRI	Whisper	VWHI
Fawn	VFAW		

Cherry

Blossom Cherry	VBLC	Java Cherry.	VJAC
Cordovan Cherry	VCNC	Millwork Cherry.	VMWC
Golden Cherry	VGNC		

Maple

Caramel Maple	VCMM	Sugar Maple	VSUM
Solar Maple.	VSLM		

Walnut

Brighton Walnut	VBRW	Natural Walnut.	VNAW
Espresso Walnut.	VESW		

PVC Edge Colors

Absolute Acajou	CABA	Nimbus.	CNIM
Alloy.	CALY	Pearl	CPEA
Carbon.	CCAR	Platinum.	CPLA
Champagne	CCHA	Pralines & Cream	CPRC
Coconut	CCOC	Shadow	CSHA
Ebony.	CEBO	Snow	CSNO
Florence Walnut	CFLW	Stone	CSTO
Fossil	CFOS	Storm	CSTM
Graphite	CGRA	Whisper	CWHI
Grey.	CGRE	White Linen	CWHL
Kensington Maple.	CKEM		

Wood Edge Species

Ash	A01	Maple.	M01
Cherry	C01	Walnut	W01

Wood Edge Finishes

Ash

Beach.	WBEA	Fog	WFOG
Chestnut.	WCHE	Pebble	WPEB
Drift	WDRI	Whisper	WWHI
Fawn	WFAW		

Cherry

Blossom Cherry	WBLC	Java Cherry.	WJAC
Cordovan Cherry	WCNC	Millwork Cherry.	WMWC
Golden Cherry	WGNC		

Maple

Caramel Maple	WCMM	Sugar Maple	WSUM
Solar Maple.	WSLM		

Walnut

Brighton Walnut	WBRW	Natural Walnut.	WNAW
Espresso Walnut.	WESW		

Urethane Edge Colors

Chicory.	UCHI	Graphite	UGRA
Ebony.	UEBO	Nimbus.	UNIM

Urethane Edge Colors

Alloy.	UALY	Pearl	JPEA
Ebony.	UEBO	Stone	USTO
Fossil	UFOS	Storm	USTM
Graphite	UGRA	Whisper	UWHI
Nimbus.	UNIM	White Linen	UWHL

Powder Coat Finishes

All powder coat finishes in the Versteel offering have been formulated with the use of epoxy, polyester or epoxy and polyester blends to maximize the finish durability.

Powder Coat Finish Options

Powder Coat – Standardn/c
Powder Coat – Premium (Hope).	\$165
Powder Coat – Premium (Platinum)	\$488

Powder Coat Colors

AlloyPALY	NavyPNAV
AmethystPAME	Nimbus.PNIM
AnthracitePANT	NutmegPNUT
Black Anodized.PBLA	PearlPPEA
BronzePBRO	PebblePPEB
CalypsoPCAL	Ⓟ PlatinumPPLA
Carbon.PCAR	Poppy.PPOP
ChampagnePCHA	RoyalPROY
CoconutPCOC	SeasidePSEA
CrimsonPCRI	ShipyardPSHI
Daffodil.PDAF	SilverPSIL
Ebony.PEBO	SnowPSNO
Forest.PFOR	StonePSTO
FossilPFOS	Storm.PSTM
GraphitePGRA	Terra CottaPTEC
Ⓟ HopePHOP	WhisperPWHI
Kelly GreenPKEG	White LinenPWHL
Mica.PMIC	Powder Coat AlternativeOPA
MintPMNT		

Premium Powder Coats (indicated by Ⓟ)

Versteel's premium process uses specially formulated powder coats for a truly unique color palette.

Chrome

Versteel applies a deep luster chrome plated finish. Chrome is the most durable finish available. Specify Chrome and add \$406 list per table.

ChromeECHR
------------------	-------

Finish Reference & Samples

For finish color reference, please refer to our website. Contact Versteel Customer Service to receive actual color samples for color matches and final color approval.

Special Laminate**Call for quotation**

Specify code **TSP** (Special Laminate), indicate the quoted charges per table

Special laminates and patterns can be specified as an option. To specify, contact Versteel Customer Service for availability and pricing.

NOTE LAMINATES IN STANDARD COLORS AND TEXTURES FROM FORMICA, NEVAMAR, PIONITE AND WILSONART ARE STANDARD

CAUTION LAMINATE MANUFACTURERS CHANGE STANDARD OFFERINGS FREQUENTLY, MAKING IT POSSIBLE A STANDARD PRODUCT CAN BECOME UNAVAILABLE. VERSTEEL CANNOT BE RESPONSIBLE FOR ANY INCONVENIENCE THIS MAY CAUSE.

Custom PVC Color Match**Call for quotation / one time charge per color, per order**

Specify code **OCP** (Custom PVC Color Match), add cost from Versteel quotation

PVC Color Match can be the selection of a color that is available from a Versteel supplier or a new custom color developed for the order. Minimum footage requirements mean that the amount of material needed for your order will effect the cost.

For PVC Color Matching you must supply a color reference sample. Versteel will review the sample for possible existing colors available and send a sample for customer approval. If no color match exists, a custom match will be developed and sampled for customer approval before a production schedule is established.

Custom T-Mold Color Match**Call for quotation / one time charge per color, per order**

Specify code **OCT** (Custom T-Mold Color Match), add cost from Versteel quotation

T-Mold Color Match can be the selection of a color that is available from a Versteel supplier or a new custom color developed for the order. Minimum footage requirements mean that the amount of material needed for your order will effect the cost.

For T-Mold Color Matching you must supply a color reference sample. Versteel will review the sample for possible existing colors available and send a sample for customer approval. If no color match exists, a custom match will be developed and sampled for customer approval before a production schedule is established.

Custom Urethane Edge**Call for quotation / one time charge per color, per order**

Specify code **OCU** (Custom Urethane Color Match), add cost from Versteel quotation

For Urethane Color Matching you must supply a color reference sample. A custom match will be developed and sampled for customer approval before a production schedule is established.

Powder Coat Alternative**Call for quotation**

Specify code **OPA** (Powder Coat Alternative), add cost from Versteel quotation

Powder Coat Alternative is available from Versteel. The entire RAL color reference along with hundreds of other color and finishes are available.

For Powder Coat Alternative matching, you must supply a color reference sample, or an RAL number. Versteel will review the sample for possible existing colors available and send a sample for customer approval. If no color match exists a custom match can be developed. Call Versteel Customer Service for associated upcharges on custom color development.

Stain Finish Match

\$996 / one time charge per finish, per order

Specify code **OSM** (Stain Finish Match), add \$996.00 list per finish, per order

Alternative Stain Finishes are available for veneer and wood edged tops.

For Stain Finish Matching you must supply two 4" x 4" finish color and grain reference samples. An expertly finish matched sample will be provided for customer approval.

Veneer and Wood Edge Alternatives**Call for quotation**

For veneer and wood edge requirements other than the standard plain sliced Ash, Cherry, Maple and Walnut Versteel is adept at working with a host of domestic and exotic materials. From inlays, figures, pie cuts and special edge profiles, to custom fill levels and sheens, each top is created using the best of technology and old world craftsmanship. The items you only imagined or expected to only be available from a millwork shop are now just another part of your Versteel order. Call Versteel Customer Service for availability and quotation.

Wood Finish Alternatives**Call for quotation**

When veneer tables are required to have a finish other than the standard natural grain fill level finish appearance, semi-filled or full-filled finishes are available by requesting a quote from Versteel. Call Versteel Customer Service for availability and quotation.

Table Top and Edge Alternatives

Table tops and/or edges can be produced in alternative materials if desired. Contact Versteel Customer Service for pricing and availability.

Alternate Core Construction

Alternate core constructions are available, including medium density fiberboard (MDF), and cores that contain no urea formaldehyde. Contact Versteel Customer Service for pricing and availability.

NOTE CUSTOMS OR ALTERNATIVES MAY AFFECT STANDARD PRODUCTION SCHEDULES













Questions?

800 876 2120

top >
edge >

edge ordering code (radius corner) >
or
edge ordering code (square corner) >
top thickness >

edge ordering code (radius corner) >
or
edge ordering code (square corner) >
top thickness >
top thickness price >










Laminate PVC	Laminate T-Mold	Laminate Wood	Laminate Soft PVC	Laminate 1 1/2" Wood	Laminate 1 1/2" Wood	
Flat	Convex	Flat	Bumper	Square	Bullnose	
						
LPIR or LPIS 7/8"	LTI 7/8"	LWIR or LWIS 7/8"	LBIR 7/8"	LWSI 7/8"	LWBI 7/8"	
Fluted		Fluted		Fluted		
						
LPFIR or LPFIS 7/8"		LWFI or LWFIS 7/8"		LWFI 7/8"		
	7/8"		7/8"		7/8"	
Base Style	Table Description	Model #	Product Wt			
	20 x 42 Fixed w/FixMod	TDY2 2042REFX XT	36	1607	2009	2279
	20 x 48 Fixed w/FixMod	TDY2 2048REFX XT	39	1676	2078	2349
	20 x 60 Fixed w/FixMod	TDY2 2060REFX XT	48	1783	2285	2623
	20 x 72 Fixed w/FixMod	TDY2 2072REFX XT	57	1890	2434	2803
	20 x 84 Fixed w/FixMod	TDY2 2084REFX XT	66	1995	2667	3122
	20 x 90 Fixed w/FixMod	TDY2 2090REFX XT	71	2103	2879	3397
	20 x 96 Fixed w/FixMod	TDY2 2096REFX XT	75	2217	2994	3512
	24 x 42 Fixed w/FixMod	TDY2 2442REFX XT	43	1633	2035	2307
	24 x 48 Fixed w/FixMod	TDY2 2448REFX XT	47	1703	2106	2377
	24 x 60 Fixed w/FixMod	TDY2 2460REFX XT	64	1811	2313	2651
	24 x 72 Fixed w/FixMod	TDY2 2472REFX XT	69	1918	2462	2831
	24 x 84 Fixed w/FixMod	TDY2 2484REFX XT	75	2026	2696	3151
	24 x 90 Fixed w/FixMod	TDY2 2490REFX XT	79	2130	2906	3426
	24 x 96 Fixed w/FixMod	TDY2 2496REFX XT	83	2246	3023	3540
	30 x 42 Fixed w/FixMod	TDY2 3042REFX XT	50	1676	2017	2246
	30 x 48 Fixed w/FixMod	TDY2 3048REFX XT	55	1783	2200	2484
	30 x 60 Fixed w/FixMod	TDY2 3060REFX XT	75	1890	2427	2792
	30 x 72 Fixed w/FixMod	TDY2 3072REFX XT	85	1995	2629	3055
	30 x 84 Fixed w/FixMod	TDY2 3084REFX XT	95	2103	2900	3430
	30 x 90 Fixed w/FixMod	TDY2 3090REFX XT	100	2208	3154	3787
30 x 96 Fixed w/FixMod	TDY2 3096REFX XT	105	2320	3266	3902	

Note: Transparent Powder
Coats not available on
TOD Tables

To Order, Specify...

- 1 Model Number
- 2 Top Material
- 3 Edge Style and Thickness
- 4 Edge Color
- 5 Base Color
- 6 Additional Options



Laminate Wood	Laminate Urethane/PVC	Veneer Wood	Veneer 1 1/2" Wood	Veneer 1 1/2" Wood	Veneer Wood
Ergo (user side only)  LWEI 7/8"	Ergo (user side only)  LUPEIR or LUPEIS 7/8"	Flat  VWIR or VWIS 7/8"	Square  VWS1 7/8"	Bullnose  VWB1 7/8"	Ergo (user side only)  VWE1 7/8"
Reverse Bevel  LWRI 7/8"	PVC on remaining sides	Fluted  VWFIR or VWFIS 7/8"	Fluted  VWF1 7/8"		
7/8"		7/8"	7/8"	7/8"	7/8"
2648	2677	2744	2923		3284
2716	2805	2816	2997		3354
3020	3128	3075	3283		3663
3273	3393	3216	3447		3871
3869	3775	2392	3765		4211
3913	4231	3743	4043		4524
4026	4345	3858	4157		4638
2675	2706	2772	2953		3312
2746	2833	2843	3025		3383
3046	3156	3103	3311		3691
3302	3421	3246	3476		3902
3898	3803	3531	3794		4242
3942	4259	3770	4070		4555
4053	4372	3886	4186		4670
2609	2906	2753	2933		3276
2933	3021	3034	3240		3620
3240	3361	3320	3557		3988
3646	3715	3634	3903		4260
4209	4075	3914	4211		4679
4377	4604	4222	4567		5061
4495	4719	4337	4679		5177

Base Options

	Code	Price
Wheelchair Height to 32" Tall (to 72" length).....	BAH	\$ 100
Base Glides (subtract \$30 list per table).....	GLD02	\$ -30

Finish Options

Chrome		\$ 406
Powder Coat, Standard		n/c
Powder Coat, Premium.....		\$ 165
Platinum.....		\$ 488

Top Options

Table Link (ends only).....	TLE	\$ 135
Special Laminate.....	TSP	call
Custom Cutout (per cutout).....	TCC	\$ 120

Power + Data Options

Please reference the Power + Data Price List

Wire Management Options

1 Oval Brush Grommet, Location A.....	WOA	\$ 97
2 Oval Brush Grommets, Location D.....	WOD	\$ 194
2 Oval Brush Grommets, Location E.....	WOE	\$ 194
1 Oval Brush Grommet, Provide Location Print.....	WOG	\$ 97
1 Round Grommet, Location A.....	WRA	\$ 76
2 Round Grommets, Location D.....	WRD	\$ 152
2 Round Grommets, Location E.....	WRE	\$ 152
1 Round Grommet, Provide Location Print.....	WRG	\$ 76

Mini-Modesty Options

36" Length.....	ATMM36	\$ 165
42" Length.....	ATMM42	\$ 173
48" Length.....	ATMM48	\$ 180
60" Length.....	ATMM60	\$ 201
72" Length.....	ATMM72	\$ 254
84" Length.....	ATMM84	\$ 272
90" Length.....	ATMM90	\$ 318
96" Length.....	ATMM96	\$ 333













Questions?

800 876 2120

top >
edge >

edge ordering code (radius corner) >
or
edge ordering code (square corner) >
top thickness >

edge ordering code (radius corner) >
or
edge ordering code (square corner) >
top thickness >
top thickness price >










Laminate PVC	Laminate T-Mold	Laminate Wood	Laminate Soft PVC	Laminate 1 1/2" Wood	Laminate 1 1/2" Wood	
Flat	Convex	Flat	Bumper	Square	Bullnose	
						
LPIR or LPIS 7/8"	LTI 7/8"	LWIR or LWIS 7/8"	LBIR 7/8"	LWSI 7/8"	LWBI 7/8"	
Fluted		Fluted		Fluted		
						
LPFIR or LPFIS 7/8"		LWFIR or LWFIS 7/8"		LWFI 7/8"		
	7/8"		7/8"		7/8"	
Base Style	Table Description	Model #	Product Wt			
	20 x 42 Tilt-Nest w/FixMod	TDY2 2042RETN XT	49	2118	2518	2792
	20 x 48 Tilt-Nest w/FixMod	TDY2 2048RETN XT	54	2165	2568	2840
	20 x 60 Tilt-Nest w/FixMod	TDY2 2060RETN XT	65	2327	2828	3172
	20 x 72 Tilt-Nest w/FixMod	TDY2 2072RETN XT	76	2490	3034	3402
	20 x 84 Tilt-Nest w/FixMod	TDY2 2084RETN XT	88	2990	3660	4113
	20 x 90 Tilt-Nest w/FixMod	TDY2 2090RETN XT	93	3059	3835	4353
	20 x 96 Tilt-Nest w/FixMod	TDY2 2096RETN XT	98	3105	3881	4400
	24 x 42 Tilt-Nest w/FixMod	TDY2 2442RETN XT	55	2118	2518	2792
	24 x 48 Tilt-Nest w/FixMod	TDY2 2448RETN XT	60	2165	2568	2840
	24 x 60 Tilt-Nest w/FixMod	TDY2 2460RETN XT	74	2327	2828	3172
	24 x 72 Tilt-Nest w/FixMod	TDY2 2472RETN XT	85	2490	3034	3402
	24 x 84 Tilt-Nest w/FixMod	TDY2 2484RETN XT	98	2990	3660	4113
	24 x 90 Tilt-Nest w/FixMod	TDY2 2490RETN XT	96	3059	3835	4353
	24 x 96 Tilt-Nest w/FixMod	TDY2 2496RETN XT	109	3105	3881	4400
	30 x 42 Tilt-Nest w/FixMod	TDY2 3042RETN XT	62	2262	2603	2831
	30 x 48 Tilt-Nest w/FixMod	TDY2 3048RETN XT	69	2312	2728	3011
	30 x 60 Tilt-Nest w/FixMod	TDY2 3060RETN XT	85	2655	3192	3557
	30 x 72 Tilt-Nest w/FixMod	TDY2 3072RETN XT	98	2819	3449	3871
	30 x 84 Tilt-Nest w/FixMod	TDY2 3084RETN XT	112	3367	4164	4697
	30 x 90 Tilt-Nest w/FixMod	TDY2 3090RETN XT	119	3436	4377	5013
30 x 96 Tilt-Nest w/FixMod	TDY2 3096RETN XT	125	3481	4427	5059	

Note: Transparent Powder Coats not available on TOD Tables

To Order, Specify...

- 1 Model Number
- 2 Top Material
- 3 Edge Style and Thickness
- 4 Edge Color
- 5 Base Color
- 6 Additional Options



Laminate Wood	Laminate Urethane/PVC	Veneer Wood	Veneer 1 1/2" Wood	Veneer 1 1/2" Wood	Veneer Wood
Ergo (user side only)  LWEI 7/8"	Ergo (user side only)  LUPEIR or LUPEIS 7/8"	Flat  VWIR or VWIS 7/8"	Square  VWS1 7/8"	Bullnose  VWB1 7/8"	Ergo (user side only)  VWEI 7/8"
Reverse Bevel  LWRI 7/8"	PVC on remaining sides	Fluted  VWFIR or VWFIS 7/8"	Fluted  VWF1 7/8"		
7/8"		7/8"	7/8"	7/8"	7/8"
3158	3190	3255	3436		3796
3206	3296	3306	3483		3842
3564	3675	3621	3829		4206
3873	3992	3819	4046		4474
4859	4768	4497	4758		5206
4870	5188	4699	4999		5480
4914	5236	4746	5043		5527
3158	3190	3255	3436		3796
3206	3296	3306	3483		3842
3564	3675	3621	3829		4206
3873	3992	3819	4046		4474
4859	4768	4497	4758		5206
4870	5188	4699	4999		5480
4914	5236	4746	5043		5527
3193	3490	3343	3518		3861
3462	3545	3564	3770		4145
4011	4127	4086	4320		4755
4469	4533	4454	4724		5081
5476	5339	5180	5477		5947
5608	5830	5449	5795		6288
5652	5874	5497	5840		6335

Base Options

	Code	Price
Wheelchair Height to 32" Tall (to 72" length).....	BAH	\$ 100
Base Glides (subtract \$30 list per table).....	GLD02	\$ -30

Finish Options

Chrome		\$ 406
Powder Coat, Standard		n/c
Powder Coat, Premium.....		\$ 165
Platinum.....		\$ 488

Top Options

Table Link (ends only).....	TLE	\$ 135
Special Laminate.....	TSP	call
Custom Cutout (per cutout).....	TCC	\$ 120

Power + Data Options

Please reference the Power + Data Price List

Wire Management Options

1 Oval Brush Grommet, Location A.....	WOA	\$ 97
2 Oval Brush Grommets, Location D.....	WOD	\$ 194
2 Oval Brush Grommets, Location E.....	WOE	\$ 194
1 Oval Brush Grommet, Provide Location Print.....	WOG	\$ 97
1 Round Grommet, Location A.....	WRA	\$ 76
2 Round Grommets, Location D.....	WRD	\$ 152
2 Round Grommets, Location E.....	WRE	\$ 152
1 Round Grommet, Provide Location Print.....	WRG	\$ 76

Mini-Modesty Options

36" Length.....	ATMM36	\$ 165
42" Length.....	ATMM42	\$ 173
48" Length.....	ATMM48	\$ 180
60" Length.....	ATMM60	\$ 201
72" Length.....	ATMM72	\$ 254
84" Length.....	ATMM84	\$ 272
90" Length.....	ATMM90	\$ 318
96" Length.....	ATMM96	\$ 333

All prices are delivered list price effective with date printed on cover and supersedes all other published price lists. Versteel reserves the right to change prices or specifications without prior notice. Orders are accepted subject to price prevailing at time of shipment.

versteel.com
Made in America
800 876 2120