

# Price List

JUMP TO PRICING [CLICK HERE](#)

TABLES



# VERSTEEL

|                                 |     |                               |     |                               |     |                               |     |
|---------------------------------|-----|-------------------------------|-----|-------------------------------|-----|-------------------------------|-----|
| <b>Product Information</b>      |     | Trapezoid                     | 80  | Materials + Finishes          | 135 | Options                       | 254 |
| General Information             | 2   | Crescent                      | 80  | Custom Charges + Alternatives | 137 | Teaching Station              | 256 |
| Warranty                        | 4   | Tear-drop                     | 80  | Top Options                   | 138 | Mobile AV Cabinet             | 264 |
| Care + Maintenance              | 5   | Half Round                    | 82  | Round                         | 140 | AV Cart                       | 265 |
| Environmental Policy            | 6   | Quarter Round                 | 82  | Square                        | 142 |                               |     |
| Base Construction               | 8   | Wedge                         | 84  | Rectangle                     | 144 | <b>GeoMetrix®</b>             |     |
| Top Construction Specifications | 9   |                               |     | Arc Rectangle                 | 146 | Product Information           | 266 |
| Modesty Panel Construction      | 10  | <b>Curvare®</b>               |     | Racetrack                     | 148 | How To Order                  | 268 |
| Top Shapes                      | 12  | Product Information           | 86  | Oval                          | 148 | Materials                     | 269 |
| Seating Accommodations          | 13  | How To Order                  | 88  | Boatshape                     | 150 | Power + Data Options          | 270 |
| Linking Configurations          | 16  | Materials + Finishes          | 89  | Arc Boatshape                 | 150 | Square                        | 276 |
| Space Planning                  | 18  | Round                         | 90  | Video Conference              | 152 | Rectangle                     | 278 |
| Intellectual Properties         | 954 | Oval                          | 90  | Arc Video Conference          | 152 | Rhombus                       | 279 |
| Freight Program                 | 955 | Square                        | 91  |                               |     | Triangle                      | 280 |
|                                 |     | Rectangle                     | 91  | <b>Eliga®</b>                 |     |                               |     |
| <b>Aerie®</b>                   |     |                               |     | Product Information           | 154 | <b>Interplay®</b>             |     |
| Product Information             | 22  | <b>Darby™</b>                 |     | How To Order                  | 156 | Product Information           | 282 |
| How To Order                    | 24  | Product Information           | 92  | Materials + Finishes          | 157 | How To Order                  | 284 |
| Materials + Finishes            | 25  | How To Order                  | 94  | Custom Charges + Alternatives | 159 | Materials + Finishes          | 285 |
| Customs + Alternatives          | 27  | Materials + Finishes          | 95  | Options                       | 160 | Custom Charges + Alternatives | 287 |
| Options                         | 28  | Customs + Alternatives        | 96  | Round                         | 162 | Options                       | 288 |
| Power + Data Options            | 29  | Pneumatic                     | 98  | Square                        | 164 | Rover Pup™                    | 290 |
| Rectangle                       | 30  | Crank                         | 99  | Rectangle                     | 166 | Rover Utility™                | 291 |
| Rectangle Surface Detail        | 32  |                               |     | Rectangle Sliding             | 172 | Rover Computer™               | 292 |
|                                 |     | <b>Deci™</b>                  |     | Rectangle Gathering           | 174 | Rover Daddy™                  | 294 |
| <b>Arvo®</b>                    |     | Product Information           | 100 | Racetrack Gathering           | 176 | Looksee®                      | 296 |
| Product Information             | 34  | How To Order                  | 102 | Boat Gathering                | 178 | Wordplay®                     | 297 |
| How To Order                    | 36  | Materials + Finishes          | 103 | Arc Boat Gathering            | 178 |                               |     |
| Materials + Finishes            | 37  | Custom Charges + Alternatives | 105 | Rectangle Conference          | 180 | <b>ODIS®</b>                  |     |
| Customs + Alternatives          | 39  | Options                       | 106 | Racetrack Conference          | 182 | Product Information           | 298 |
| Options                         | 40  | Round Top                     | 108 | Boat Conference               | 184 | How To Order                  | 300 |
| Power + Data Options            | 41  | Round Column Round Base       |     | Arc Boat Conference           | 184 | Materials + Finishes          | 301 |
| Round                           | 44  | Round Top                     | 110 | Collaborative D               | 186 | Custom Charges + Alternatives | 302 |
| Square                          | 46  | Round Column Square Base      |     | Rectangle End-Sit             | 190 | Accessories                   | 303 |
| Rectangle                       | 48  | Square Top                    | 112 | Whiteboard                    | 194 | ODIS                          | 304 |
|                                 |     | Round Column Round Base       |     |                               |     | ODIS Youth                    | 305 |
|                                 |     | Square Top                    | 114 | <b>Entourage™</b>             |     | ODIS ADA                      | 306 |
|                                 |     | Round Column Square Base      |     | Product Information           | 196 |                               |     |
| <b>Brattice®</b>                |     | Rectangle Top                 | 116 | Cabinet Information           | 198 | <b>Paces®</b>                 |     |
| Product Information             | 50  | Round Column Round Base       |     | How To Order                  | 200 | Product Information           | 308 |
| How To Order                    | 52  | Rectangle Top                 | 118 | Materials + Finishes          | 201 | How To Order                  | 310 |
| Materials + Finishes            | 53  | Round Column Square Base      |     | Custom Charges + Alternatives | 203 | Materials + Finishes          | 311 |
| Custom Charges + Alternatives   | 55  | Round Top                     | 120 | Options + Accessories         | 204 | Custom Charges + Alternatives | 313 |
| Base Options                    | 56  | Square Column Round Base      |     | Cabinet                       | 206 | Options                       | 314 |
| Top Options                     | 58  | Round Top                     | 122 | Recycling Cabinet             | 238 | Round                         | 316 |
| Accessories                     | 59  | Square Column Square Base     |     | Cart                          | 244 | Square                        | 318 |
| Round                           | 60  | Square Top                    | 124 | Lectern                       | 246 | Rectangle                     | 320 |
| Square                          | 62  | Square Column Round Base      |     | Wallboard                     | 247 | Large Rectangle               | 332 |
| Rectangle                       | 64  | Square Top                    | 126 |                               |     | Racetrack                     | 334 |
| Racetrack                       | 74  | Square Column Square Base     |     | <b>Equip®</b>                 |     | Boat                          | 336 |
| Oval                            | 74  | Rectangle Top                 | 128 | Product Information           | 248 | Arc Boat                      | 336 |
| Boatshape                       | 76  | Square Column Round Base      |     | How To Order                  | 250 | Video Conference              | 338 |
| Split Top                       | 78  | Rectangle Top                 | 130 | Materials + Finishes          | 251 | Arc Video Conference          | 338 |
| Corner                          | 78  | Square Column Square Base     |     | Custom Charges + Alternatives | 253 |                               |     |
| Video Wedge                     | 78  | <b>Elements Conference®</b>   |     |                               |     |                               |     |
| Transition                      | 78  | Product Information           | 132 |                               |     |                               |     |
|                                 |     | How To Order                  | 134 |                               |     |                               |     |

|                               |     |                               |     |                                   |     |  |     |
|-------------------------------|-----|-------------------------------|-----|-----------------------------------|-----|--|-----|
| Zeta Rectangle                | 340 | Teardrop                      | 420 | <b>Thea®</b>                      |     | <b>Training Tables - Performance</b>     |     |
| Delta Rectangle               | 342 | Half Round                    | 422 | Product Information               | 512 | Product Information                      | 616 |
|                               |     | Quarter Round                 | 422 | How To Order                      | 514 | Modesty Panel Construction               | 618 |
| <b>Parsons Table</b>          |     | Wedge                         | 424 | Materials + Finishes              | 515 | How To Order                             | 620 |
| Product Information           | 344 |                               |     | Custom Charges + Alternatives     | 517 | Materials + Finishes                     | 621 |
| Power + Data Options          | 345 | <b>Sky™</b>                   |     | Options                           | 518 | Custom Charges + Alternatives            | 623 |
| 29" Height                    | 346 | Product Information           | 426 | Round                             | 520 | Base Options                             | 624 |
| 36" Height                    | 347 | How To Order                  | 428 | Square                            | 522 | Top Options                              | 626 |
| 42" Height                    | 348 | Materials + Finishes          | 429 | Rectangle                         | 524 | Accessories                              | 627 |
| ADA Side Table                | 349 | Custom Charges + Alternatives | 430 |                                   |     | Training Tables                          | 628 |
|                               |     | Options                       | 431 | <b>Tier Tables</b>                |     |  |     |
| <b>Performance™</b>           |     | Brattice Style Base           | 432 | Information                       | 526 | <b>Training Tables - Skware</b>          |     |
| Product Information           | 350 | Eliga Style Base              | 434 |                                   |     | Product Information                      | 660 |
| How To Order                  | 352 | Performance Style Base        | 436 | <b>TIM®</b>                       |     | Modest Panel Construction                | 662 |
| Materials + Finishes          | 353 | Skware Style Base             | 438 | Product Information               | 528 | How To Order                             | 664 |
| Custom Charges + Alternatives | 355 | Vela Style Base               | 440 | Modesty Panel Construction        | 530 | Materials + Finishes                     | 665 |
| Base Options                  | 356 |                               |     | Nested Storage                    | 531 | Custom Charges + Alternatives            | 667 |
| Top Options                   | 358 | <b>Somet</b>                  |     | How to Order                      | 532 | Options                                  | 668 |
| Accessories                   | 359 | Product Information           | 442 | Materials + Finishes              | 533 | Training Tables                          | 670 |
| Round                         | 360 | How To Order                  | 444 | Custom Charges + Alternatives     | 535 |  |     |
| Square                        | 364 | Materials + Finishes          | 445 | Options                           | 536 | <b>Training Tables - Ty</b>              |     |
| Rectangle                     | 368 | Custom Charges + Alternatives | 446 | Accessories                       | 537 | Product Information                      | 686 |
| Racetrack                     | 380 | Crank                         | 448 | Rectangle                         | 538 | Modesty Panel Construction               | 688 |
| Oval                          | 382 | Counter Balance Pneumatic     | 450 | Arc Rectangle                     | 540 | How To Order                             | 690 |
| Boatshape                     | 382 |                               |     |                                   |     | Materials + Finishes                     | 691 |
| Split Top                     | 384 | <b>Study Carrels</b>          |     | <b>TOD®</b>                       |     | Custom Charges + Alternatives            | 693 |
| Corner                        | 384 | Product Information           | 454 | Product Information               | 542 | Options                                  | 694 |
| Video Wedge                   | 384 | How To Order                  | 456 | Nested Storage                    | 544 | Training Tables                          | 696 |
| Transition                    | 384 | Materials + Finishes          | 457 | How To Order                      | 546 |  |     |
| Trapezoid                     | 386 | Custom Charges + Alternatives | 459 | Materials + Finishes              | 547 | <b>Training Tables - Uno<sup>2</sup></b> |     |
| Crescent                      | 386 | Options                       | 460 | Custom Charges + Alternatives     | 549 | Product Information                      | 708 |
| Teardrop                      | 386 | Performance                   | 462 | Rectangle                         | 550 | Modesty Panel Construction               | 710 |
| Half Round                    | 388 | Vela                          | 466 |                                   |     | How To Order                             | 712 |
| Quarter Round                 | 388 |                               |     | <b>Training Tables - Brattice</b> |     | Materials + Finishes                     | 713 |
| Wedge                         | 390 | <b>Table Top</b>              |     | Product Information               | 554 | Custom Charges + Alternatives            | 715 |
|                               |     | Lectern                       | 470 | Modesty Panel Construction        | 556 | Options                                  | 716 |
| <b>Skware®</b>                |     |                               |     | How To Order                      | 558 | Training Tables                          | 718 |
| Product Information           | 392 | <b>The Maker Project™</b>     |     | Materials + Finishes              | 559 |  |     |
| How To Order                  | 394 | Product Information           | 472 | Custom Charges + Alternatives     | 561 | <b>Training Tables - Vela</b>            |     |
| Materials + Finishes          | 395 | How To Order                  | 474 | Base Options                      | 562 | Product Information                      | 748 |
| Custom Charges + Alternatives | 397 | Materials + Finishes          | 475 | Top Options                       | 564 | Modesty Panel Construction               | 750 |
| Options                       | 398 | Custom Charges + Alternatives | 476 | Accessories                       | 565 | How To Order                             | 752 |
| Round                         | 400 | Options                       | 477 | Training Tables                   | 566 | Materials + Finishes                     | 753 |
| Square                        | 402 | Utility Table                 | 478 |                                   |     | Custom Charges + Alternatives            | 755 |
| Rectangle                     | 404 | Occasional Table              | 490 | <b>Training Tables - Eliga</b>    |     | Base Options                             | 756 |
| Racetrack                     | 414 | Whiteboard                    | 492 | Product Information               | 582 | Top Options                              | 758 |
| Oval                          | 414 | Utility Stool                 | 494 | Modesty Panel Construction        | 584 | Accessories                              | 759 |
| Boatshape                     | 416 | Chair + Stool                 | 495 | How To Order                      | 586 | Training Tables                          | 760 |
| Split Top                     | 418 | Bench + Cushion               | 496 | Materials + Finishes              | 587 |  |     |
| Corner                        | 418 | Maker A Round                 | 498 | Custom Charges + Alternatives     | 589 | <b>Troupe® Gathering</b>                 |     |
| Video Wedge                   | 418 | Maker A Square                | 501 | Options                           | 590 | Product Information                      | 786 |
| Transition                    | 418 | Maker A Rectangle             | 504 | Training Tables                   | 592 | How To Order                             | 788 |
| Trapezoid                     | 420 | Maker A Bench                 | 510 |                                   |     | Materials + Finishes                     | 789 |
| Crescent                      | 420 | Lighting                      | 511 |                                   |     | Customs + Alternatives                   | 791 |

**Troupe® Gathering (cont...)**

|           |     |
|-----------|-----|
| Round     | 792 |
| Square    | 794 |
| Rectangle | 796 |

**Troupe® Inline**

|                               |     |
|-------------------------------|-----|
| Product Information           | 798 |
| How To Order                  | 800 |
| Materials + Finishes          | 801 |
| Custom Charges + Alternatives | 803 |
| Power + Data Options          | 804 |
| Wire Management Options       | 808 |
| Rectangle<br>Casters          | 810 |
| Rectangle<br>Glides           | 812 |

**Ty™**

|                               |     |
|-------------------------------|-----|
| Product Information           | 814 |
| How To Order                  | 816 |
| Materials + Finishes          | 817 |
| Custom Charges + Alternatives | 819 |
| Options                       | 820 |
| Round                         | 822 |
| Square                        | 824 |
| Rectangle                     | 826 |
| Split Top                     | 834 |
| Corner                        | 834 |
| Video Wedge                   | 834 |
| Transition                    | 834 |
| Trapezoid                     | 836 |
| Crescent                      | 836 |
| Half Round                    | 838 |
| Quarter Round                 | 838 |
| Wedge                         | 840 |

**Uno™**

|                               |     |
|-------------------------------|-----|
| Product Information           | 842 |
| How To Order                  | 844 |
| Materials + Finishes          | 845 |
| Custom Charges + Alternatives | 847 |
| Options                       | 848 |
| Rectangle                     | 850 |
| Large Rectangle               | 860 |
| Racetrack                     | 862 |
| Oval                          | 862 |
| Boatshape                     | 864 |
| Split Rectangle               | 866 |
| Trapezoid                     | 868 |
| Crescent                      | 870 |
| Half Round                    | 872 |
| Quarter Round                 | 874 |
| Wedge (no Base)               | 876 |
| Wedge (w/Base)                | 878 |

**Vela®**

|                               |     |
|-------------------------------|-----|
| Product Information           | 880 |
| How To Order                  | 882 |
| Materials + Finishes          | 883 |
| Custom Charges + Alternatives | 885 |
| Base Options                  | 886 |
| Top Options                   | 888 |
| Accessories                   | 890 |
| Round                         | 892 |
| Square                        | 894 |
| Rectangle                     | 896 |
| Racetrack                     | 912 |
| Oval                          | 912 |
| Boatshape                     | 914 |
| Split Top                     | 916 |
| Corner                        | 916 |
| Video Wedge                   | 916 |
| Transition                    | 916 |
| Trapezoid                     | 918 |
| Crescent                      | 918 |
| Teardrop                      | 918 |
| Half Round                    | 920 |
| Quarter Round                 | 920 |
| Wedge                         | 922 |

**Wavelink®**

|                               |     |
|-------------------------------|-----|
| Product Information           | 924 |
| Top Shapes + Grain Direction  | 926 |
| Linking Configurations        | 927 |
| How To Order                  | 928 |
| Materials + Finishes          | 929 |
| Custom Charges + Alternatives | 931 |
| Options                       | 932 |
| Round                         | 934 |
| Square                        | 936 |
| Pipeline                      | 938 |
| Tide                          | 942 |
| Surf                          | 942 |
| Racetrack                     | 944 |
| Oval                          | 944 |
| Breaker                       | 944 |
| Video Wedge                   | 946 |
| Openface                      | 946 |
| Half Round                    | 946 |
| Crossover                     | 946 |
| Vibe                          | 946 |
| Quarter Round                 | 948 |
| Wedge                         | 948 |
| Fin                           | 948 |
| Curl                          | 950 |
| Transition                    | 950 |
| Cutback                       | 950 |
| Corner                        | 952 |
| Trapezoid                     | 952 |



**Prices**

All prices are list price, effective with date printed on cover, and supersedes all other published price lists. Orders within the 48 contiguous United States will be assessed a freight charge based on a percentage of the total list price, or a flat rate of \$300, whichever is greater. A minimum charge of \$400 will apply to all shipments to Canada. Fees will be calculated using the zone map located on page 955. Normal delivery is on a dock-to-dock basis. Additional charges may apply on special requests noted on the customer's purchase order such as inside delivery, "call before," etc. Versteel reserves the right to change prices, shipping fees, or specifications without prior notice. Orders are accepted subject to price prevailing at time of shipment.

**Acknowledgement**

Orders are accepted, manufactured, and invoiced in accordance with the acknowledgement. Notify Versteel immediately of any discrepancies. Acknowledged orders may not be cancelled or modified without written consent from Versteel.

**Orders**

All orders must be received in writing, accompanied by final material and finish specifications for order entry.

**Contact Versteel**

Email [contact@versteel.com](mailto:contact@versteel.com)  
 Telephone 800 876 2120  
 812 634 2120  
 Fax 812 482 9318

**Mailing Address**

Versteel  
 2332 Cathy Lane  
 Jasper IN 47546

Faxed orders are accepted. Duplicate orders that are received by mail (after having been faxed) and not marked "Confirmation" are the responsibility of the customer.

Telephone orders must be confirmed in writing within 24 hours, marked "Confirmation." Duplicate orders not marked "Confirmation" are the responsibility of the customer.

**Quickship Program**

Available for select products in the Deci, Paces, Performance, Vela and Wavelink table lines along with select products in the Chela, Companion, Kompis, OH!, SIMON, Quanta Max and The Maker Project seating lines.

The Versteel Quickship Program consists of up to 50 tables, 25 tables with modesty panels or 100 chairs in 10 working days from time of order (received by 12pm EST).

Orders must be accompanied by final material and finish specifications for order entry. They must be clearly marked "Quickship" and consist of products from the program. Quickship orders cannot be changed or cancelled, and credit approval must be acquired within 24 hours.

For additional information see [Versteel.com](http://Versteel.com).

**Credit**

You are requested to enclose one bank reference and three trade references with your initial order.

**Credit Cards**

Versteel accepts Mastercard, Visa & AMEX credit card payment for invoiced sales. Credit card information must be presented along with the Sales Order (with a signed Credit Card Authorization Form attached). There is no cash discount extended to credit card orders. Credit cards will be charged at time of shipment. A processing fee will be applied for all credit card purchases. Processing fee will not be applied to GSA or contract orders. Versteel will not accept credit cards for payment of account balances. Credit card payment will not be accepted on orders over \$30,000.00.

**Changes or Cancellation**

Any change or cancellation to an order must be submitted in writing and confirmed by Versteel Customer Service before the change or cancellation is effective. Due to short lead times, any change or cancellation may result in charges if materials have entered the production process.

**Packaging**

Versteel has no crate or packaging charge on standard products. All items are packaged to ensure delivery in excellent condition under normal handling by freight personnel. Versteel reserves the right to bulk pack or skid load tops in large quantities.

**Shipping Schedule**

| <i>Standard Items</i>        |           |
|------------------------------|-----------|
| Laminate, PVC Edge           | 3-5 WEEKS |
| Laminate, Convex T-Mold Edge | 3-5 WEEKS |
| Laminate, Wood Edge          | 3-5 WEEKS |
| Laminate, Urethane Edge      | 6-8 WEEKS |
| Veneer, Wood Edge            | 6-8 WEEKS |
| Powder Coat Tops             | 4-6 WEEKS |
| KrystalCast® Tops            | 7-8 WEEKS |
| Corian®                      | 3-5 WEEKS |

Contact Versteel for special lead time requests.

**Shipping**

Normal delivery is on a dock-to-dock basis, F.O.B. Versteel's factory in Jasper, Indiana. Special requests such as inside delivery, "call before," etc. should be noted on the customer's purchase order and are subject to additional charges. See freight program on page 955 for shipping charges.

Tables are shipped disassembled unless Assembled Folding Table option is selected; tops and base(s) ship simultaneously. ODIS, TIM and tilt-fold tables are shipped assembled. TIM fixed tables are cartoned separately.

Orders shipping outside of the contiguous 48 United States will have shipping quoted as a separate item.

**FOB Origin, Freight Prepaid**

Versteel  
2332 Cathy Lane  
Jasper, IN 47546

**Shipping Damage Claims or Shortages**

Legal title of merchandise passes to the buyer upon acceptance of the carrier. All cartons must be carefully inspected upon delivery. Visibly damaged product should not be accepted from the carrier until the damage is noted on delivery receipt. Versteel will not accept responsibility if the delivery receipt is signed as "clear". Retain any damaged goods and take photos for claim filing purposes. Details of visible damage should be noted on the delivery receipt. Shortages must be noted on the bill of lading prior to accepting the shipment.

**Concealed Damage**

If concealed damage is discovered, the receiver must notify the freight carrier within 5 business days from receipt of the product(s). For claim consideration the receiver must request an inspection of the damaged goods by the carrier. All damaged product and packaging should be retained and photos taken for claim filing use. Inspections must occur at the original delivery point to be considered for claim submittal. Reports of concealed damage after five business days will not be considered.

**Partial Shipments**

Versteel makes every attempt to ship orders complete and on schedule. However, we reserve the right to make partial shipments as product is ready, in an effort to get your order to you as quickly as possible. Invoices covering these shipments are to be paid as they become due.

**Returns**

No return merchandise will be accepted without Versteel's written consent and shipping instructions. Unauthorized returns will not be accepted.

**Terms**

Terms are 1%, 10 days, net 30 days from date of invoice.

**Force Majeure**

Versteel shall be excused from the duty to render timely performance of any obligation hereunder if such inability to perform is caused directly or indirectly by act of God, flood, war, riot, fire, accident, explosion, strikes or labor trouble, act of government, delay or default by a subcontractor or supplier of materials or services, transportation difficulty or delay, the existence of any circumstances making performance commercially impracticable or any other cause beyond Versteel's reasonable control. Buyer's obligation to make any payment due and owing to Versteel shall not be excused for any reason whatsoever.

**Oversized Shipping Fee**

Orders received for items or tops greater than 94" in length will receive a \$250 net oversized shipping fee per order. Fee not applied to orders with multi-piece tops where each section is less than 94" in length.

**Warranty**

All table and seating products manufactured by Versteel are guaranteed by a Lifetime Warranty against defects in materials and workmanship from the date of purchase. Products manufactured/adapted for use in a Pavilion or Pop-Up setting are covered under a three (3) year warranty against defects in materials and workmanship from date of purchase.

Electrical items manufactured by Versteel are guaranteed against defect for a period of five (5) years from date of purchase.

Electrical items not manufactured by Versteel are covered by the manufacturers under their specified warranty.

Consumables such as gas cylinders, casters and glides are covered for a period of one (1) year. Adjustable height bases with crank and counterbalanced components are covered under a two (2) year warranty. Versteel will not cover labor costs associated with replacing the casters or glides.

Wood veneer is warranted for a period of ten (10) years. Natural variations in grain, color or texture of wood should not be construed as defects under this warranty.

Versteel will replace or repair (at our discretion) without cost to our customers any item manufactured by Versteel found to be defective as a result of defective material or workmanship and is still owned by the original purchaser. We will not, however, repair any item which is not properly installed, maintained, is abused or subject to any use other than that which was originally intended. Warranty does not cover normal wear and tear of the product, which is expected over the course of ownership. In no event shall liability under this warranty exceed the original purchase price.

Pavilion and Pop-Up products must be covered and out of direct sunlight. Use location must be a minimum of 100 miles from saltwater.

Warranty on plastic laminates, solid surface materials and upholstery is not covered by Versteel but is covered by each manufacturer under their specified warranty only. All foams, fabrics and vinyls are prone to stretch and loosen over time through normal use. This natural effect, called puddling, is covered for a period of one (1) year from the date of purchase.

There are no other warranties expressed or implied.



**Care of Laminate Surfaces, T-Mold, Bumper, PVC Edges and Urethane**

Clean with a mild soap solution and rinse with clean, clear water. Wipe the entire surface, moving with the pattern and follow with a clean, dry soft cloth. When a wood edge exists, follow instructions found under "Care of Wood Edges and Veneer Surfaces".

**Care of Wood Edges and Veneer Surfaces**

Clean all surfaces frequently with water-dampened soft cloth, moving the cloth with the grain direction. Quickly buff dry. Immediately remove any liquids that come in contact with wood surfaces using a blotting action to absorb liquid. Lift objects to move them. Never pull them across the finished surface.

For an additional safeguard, use a protective surface pad. Doing so could ensure a lasting finish by protecting your furniture from possible damage caused by pens and sharp objects.

Avoid exposing furniture to extreme heat and cold or to wide humidity variances. Avoid exposing furniture to strong sunlight. Do not use soaps, commercial cleaners or harsh solvents (nail polish remover, acetates, etc.) as they will cause finish deterioration. If using a protective glass top, place spacer pads under the glass top to allow the wood to breathe.

**Care of Corian® Surfaces**

Clean regularly with a cloth or sponge wrung out in warm soapy water. You can also use ammonia-based cleaners or commercial cleaners recommended for use on Corian® surfaces. Wipe up any water spills immediately so as not to leave a film that makes the finish look blotchy.

**Care of Powder Coat Work Surfaces**

Clean with warm water and mild soap and rinse with clean, warm water. Windex Multi-Surface Disinfectant and Windex All Purpose cleaner can be used for deep cleaning. Using a pump spray bottle, apply a normal amount of cleaner onto a clean microfiber or paper towel. Wipe the desired area until dry. Do not spray directly onto the surface or let sit un-wiped for an extended period.

**Care of KrystalCast® Surfaces**

Clean with a dish soap and water mixture in a spray bottle with a Green Scotch Brite 3M scrub pad to loosen all dirt and goo (including oil and wine stains, etc). Dry with a clean dry cloth. Do not use solvents such as acetone, lacquer thinner, gasoline, undiluted alcohol or benzene.

**Care of Powder Coat and Nickel**

Clean with a mild soap solution and rinse with clean, clear water. Wipe the entire surface and follow with a clean, dry cloth to buff dry.

**Care of Chrome Bases**

Clean with a wet cloth or window cleaner. For scuff marks or heavy soiling, a non-abrasive automotive chrome polish can be applied as directed.

**Maintenance of Mechanical Parts**

Clean any lint or debris from the moving parts of the E-Z install tilt or folding base mechanisms. Do not apply lubricant. Mechanisms have been designed and tested to not require lubrication under normal conditions.

**Care of Upholstered Tack Panels**

For Versteel standard fabrics and vinyls, consult the back of the appropriate swatch card for cleaning codes and any specified instructions. For COM materials, consult with the individual textile manufacturer for cleaning codes and any specified instructions pertaining to your particular fabric.

**Objective**

It is the objective of Versteel to adhere to Federal, State and local laws and codes, ordinances and regulations as may be applicable to control environmental risks, prevent harm to the public health and welfare, and to preserve our natural resources. Versteel acknowledges the necessity of commitment and hereby commits its resources of all levels of its management and all employees of the company to accomplish this objective.

**Policy Statement**

Each Versteel facility has the responsibility to:

Develop environmental policies which implement regulatory compliance requirements and provide management guidance and support with applicable environmental laws.

Train and motivate personnel to work in an environmentally acceptable manner and to understand and comply with government regulations within the scope of Versteel operations.

Communicate the importance of personal responsibility protection to all employees through formal training. Each employee will be aware of the environmental regulations applicable to their job functions, including limitations and functional restrictions of permits, spill control, emergency response actions, proper waste handling procedures, etc.

Communicate and continually assess relevant environmental developments on operations of the facilities and personnel.

Require sub-contractors or contractors (third parties working for, with, or on behalf of Versteel) to follow Versteel's environmental procedures while working within their facilities.

Make responsible personnel available at all times to carry out environmental procedures, especially under emergency situations.

Apply sound management practices and operating procedures.

Implement appropriate control technologies and process guidelines for preventive and corrective maintenance systems to minimize actual and potential environmental harm and exposures.

Communicate effectively with government and the public regarding serious environmental incidents should they ever occur.

Minimize the generation, emission or discharge of waste, and harmful or regulated substances and pollutants from operations to the extent most practical with laws and regulations. Ensure proper disposal of all waste.

Substitute materials or process to allow the use of less hazardous substances where feasible.

Secure and maintain all environmental permits required for operation. Maintain up-to-date files for all environmental reporting requirements and make this information available to easy access at each operation facility.

Evaluate the causes behind any serious environmental incidents and establish procedures to avoid recurrence.

There is a sincere effort at Versteel to maintain our responsibility to the environment and to our employees. We are mindful of the effectiveness and improvements required to ensure environmentally safe conditions and to preserve our natural resources.

We pride ourselves on exceeding the standards set forth by federal, state and local codes.

Our electroplating plant consistently earns local annual environmental awards, and all of our products have met the requirements for Intertek Green Leaf VOC/VOC+ certification.

At Versteel, we feel it is our responsibility as a manufacturer to build products in a manner that promotes a safe and healthy environment for everyone. We maintain detailed information regarding the environmental impact of all Versteel products. If you have questions regarding our environmental policy or would like more information, please contact Versteel Customer Service at 800.876.2120.



**Base Construction**

Versteel bases are constructed of a column, base and a mounting top plate in many styles and sizes.

- 1) **Mounting top plates** attach to the column to allow attachment to the top.

**Fixed Bases**

Fixed bases feature a heavy gauge plate and are field installed into marked pre-drilled positions on the opt with hardware provided.

**Tilt Bases**

The 10 gauge upper plate is factory installed on the table top. The 7 gauge lower formed plate is attached to the base column.

**Folding Bases**

Folding bases feature a formed pan with welded construction that is connected to a wire formed frame. The wire formed frame acts as stacking bumpers and carrying handles for the table. Bases can be field installed into marked pre-drilled positions with provided hardware or request the option for factory installation.

- 2) **Columns** are constructed of 16 or 14 gauge tubular steel in a variety of shapes and diameters appropriate to the series and base styles.
- 3) **Base rails, feet or discs** attach to the column and are heavy gauge steel to create a very stable table with glides to provide  $\frac{3}{4}$ " vertical adjustment for leveling the table.

**Base Shipping Specifications**

All series TC, T1, T2 bases, W2, P3, P4 columns and DI disc base ship assembled from the factory. Brattice, Uno and Vela Series X1 and X4 bases and Vela Y3 base also ship assembled from the factory. Performance X1 and X4 bases ship unassembled for field assembly. Quality Standards

**BIFMA**

All Versteel products are constructed to pass the relevant ANSI/BIFMA standards. For more detailed specifications by series and base style, contact Versteel Customer Service at 800.876.2120.



Additional information regarding warranty, terms and conditions, shipping, care and maintenance, etc. can be found in the All Seating price list.

**Reference Table Heights**

Tables can be specified at many different heights based on your application needs. Standard Versteel tables are 29" from the floor to the table surface unless indicated differently in the series intro pages. The Interplay Rover Pup is 26  $\frac{3}{4}$ " from the floor to the surface for use as a pull-up typing surface or can roll under most surface to store out of the way.

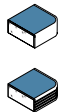
Suggested typing height table is 26  $\frac{3}{4}$ "  
 Suggested wheelchair height table is 32"  
 Suggested counter height table is 36"  
 Suggested stand up height table is 42"

**Laminate and Veneer, Standard Core Construction**

The standard top construction consists of 45–50 lb particleboard, surfaced with a high pressure laminate or plain sliced veneer face. A backer sheet is laminated to the underside of the top. Tops are shipped pre-drilled for field installation of bases and accessories.

**Alternate Core Construction**

Alternate core constructions are available, including medium density fiberboard (MDF), honeycomb cores, and cores that contain no urea formaldehyde. Contact Versteel Customer Service for pricing and availability.



**PVC Flat or Fluted Edge**

Edge of 2mm PVC hot melt banded to the top with 1/8" radius at the top and bottom. Available with 1 1/2" radius corners or square corners.

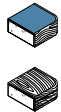
Offered in twenty-one (21) standard colors.



**Convex T-Mold Edge**

Edge of 5/16" thick solid vinyl convex t-mold with 1 1/2" radius corners.

Offered in four (4) standard colors.



**Wood Flat or Fluted Edge**

Wood banding hot melt banded to the top with 1/8" radius at the top and bottom. Available with 1 1/2" radius corners or square corners.

Offered in Ash, Cherry, Maple or Walnut materials.



**Bumper Edge**

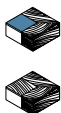
Exposed ply core banding with rubberized 5/16" width bumper in the center of profile. Corners with 1 1/2" radius are available on tables with 7/8" and 1 1/4" edge thickness.

Offered in black bumper standard color.



**Reverse Bevel Acrylic**

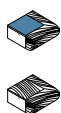
Edge of 2mm acrylic edge banding hot melt banded to MDF core. A reverse bevel is then cut into the edge exposing the MDF on the reverse bevel. The MDF is then clear coated.



**Wood Square or Fluted Edge**

Edge of 1 1/4" wide solid wood with softened top and bottom edges, and square, softened mitered corners. Available on 7/8", 1 1/4" and 1 3/4" edge thicknesses.

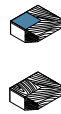
Offered in Ash, Cherry, Maple or Walnut materials.



**Wood Bullnose Edge**

Edge of 1 1/4" wide solid wood with a full bullnose edge, and 1" radius mitered corners. Available on Available on 7/8", 1 1/4" and 1 3/4" edge thicknesses.

Offered in Ash, Cherry, Maple or Walnut materials.



**Wood Reverse Bevel Edge**

Edge of 2" wide solid wood designed with a reverse sloped edge on one side and a flat wood edge on the remaining three sides for all Entourage cabinets. When specified on Elements Conference the reverse bevel detail will be on all four sides with mitered corners. Available on 1 1/4" edge thicknesses.

Offered in Ash, Cherry, Maple or Walnut materials.



**Wood Ergo Edge**

Edge of 1 3/4" wide (on 7/8" thick tops) or 2 1/2" wide (on 1 1/4" thick tops) solid wood designed with a sloped edge for added comfort with softened, mitered corners.

Offered in Ash, Cherry, Maple or Walnut materials.



**Urethane Ergo Edge (User Side)**

Edge of 1 3/4" wide molded urethane designed with a sloped ergonomic edge on one side and a 1/4" wide square urethane edge on the remaining three sides. Corners are square. Available on 7/8" edge thicknesses.

Urethane offered in ten (10) colors.



**Urethane/PVC Ergo Edge (User Side)**

Edge of 1 3/4" wide molded urethane designed with a sloped ergonomic edge on one side and a 2mm PVC flat edge on the remaining sides. PVC corners are available in square or radius on 7/8" and 1 1/4" edge thicknesses.

Urethane offered in ten (10) colors with coordinating PVC colors.

**KrystalCast® Core Construction**

The standard top construction consists of 1/4" KrystalCast® bonded to 1" MDF with a 60 degree black knife edge.

**Corian® Top Construction**

Tops are 1/2" Corian® with a 7/16" thick plywood subtop glued to the bottom side with a 1/2" Corian® rim applied to conceal the plywood subtop. The underside is bored to allow pressing in metal screw inserts for field installation of the legs and/or connectors.



**Corian® Eased Square Edge**

A traditional 1" flat edge with a small radius where horizontal surfaces meet vertical for comfort and a softened aesthetic.

Offered in ten (10) standard colors.

**Laminate Modesty, General Core Construction**

The modesty panel is constructed of  $\frac{3}{8}$ " thick, 45-50 lb. medium density particle board surfaced with high pressure laminate face on both sides. See individual styles below for panel heights per series. Modesty panel extends the length of the top and is located along the front edge of the table for maximum leg and knee clearance.

**Fixed Modesty (FixMod XM)**

The Fixed Modesty panel is mounted to the top with screws through steel brackets and must be field installed into pre-drilled positions in the top. Panel is 10" high with the following exceptions: Eliga (E1 bases) 7", Paces and Vela 8". All mounting hardware is packed with the modesty panel. Finish details match the top unless specified differently.

**Removable Modesty (RemMod RM)**

The Removable Modesty panel slides into heavy duty steel brackets that are mounted to the top. Simply tighten the handwheels to keep the modesty panel in position or loosen to remove the panel. For storage, the modesty attachment pins can be rotated 90° to prevent marring of the top surfaces. Panel is 10" high with the following exceptions: Eliga (E1 bases) 7", Paces and Vela 8". Finish details match the top unless specified differently.

**Folding Modesty (FoldMod FM)**

The Folding Modesty panel is mounted to the top with heavy duty hinge assemblies. A sliding brace supports the modesty panel in the set-up position and also holds the modesty panel in place in the stored position. Panel is 10" high with the following exception: Vela 8". Finish details match the top unless specified differently.

**Hanging Modesty (HangMod HM)**

The hanging modesty is mounted to the top with a metal hinge that is factory installed. This mechanism pivots if the table is tilted to allow for a 90 degree slim-tilt. All hanging modesty panels are 8" high. Finish details match the top unless specified differently.

**Form Metal Modesty, General Construction**

The modesty panel is constructed with an aluminum extruded back panel and a perforated hinged steel door. There are three (3) separate unobstructed channels that allow the routing of power and data cables, with a wire exit on the back for the top and middle channel. The Form Modesty panel is 10" high and extends the length of the top. The Form Modesty panel is located along the front edge of the table for maximum leg and knee clearance. Accessory end cap trim kit available.

**NOTE** RADIUS CORNERS ARE NOT RECOMMENDED ON THE TABLE TOP WHEN A FORM MODESTY IS SPECIFIED

**Fixed Form Modesty (FixFormMod XF or XFS)**

The Fixed Form Modesty panel is mounted to the top with screws through steel brackets. The fixed modesty panel must be field installed into pre-drilled positions in the top. All mounting hardware is packed with the modesty panel. Extruded back panel is black with powder coat options for the perforated steel door. Powder coat finish on perforated door matches the base finish unless specified differently. Transparent powder coat finishes are not available. The panel will be radius with round holes when the XF model is specified and square with square holes when the XFS model is specified.

**NOTE** RADIUS CORNERS ARE NOT RECOMMENDED ON THE TABLE TOP WHEN A FORM MODESTY IS SPECIFIED

**Folding Form Modesty (FoldFormMod FF)**

The Folding Form Modesty panel is mounted to the top with heavy duty steel hinge assemblies. A sliding brace supports the modesty panel in the set-up position and also holds the modesty panel in place in the stored position. Extruded back panel is black with powder coat options for the perforated steel door. Powder coat finish on perforated door matches the base finish unless specified differently. Transparent powder coat finishes are not available. The panel will be radius with round holes when the XF model is specified and square with square holes when the XFS model is specified.

**NOTE** RADIUS CORNERS ARE NOT RECOMMENDED ON THE TABLE TOP WHEN A FORM MODESTY IS SPECIFIED



**Fixed Lightweight Form Modesty  
(FixLightweightFormMod XL or XLS)**

The Fixed Lightweight Form Modesty panel is a lightweight version of the Versteel Form Modesty. It is a formed steel perforated panel that is mounted to the top with screws through steel brackets. It must be field installed into pre-drilled positions in the top. A deep channel in the back of the panel allows for the routing of power and data cables inside of the modesty. Mounting hardware is packed with the modesty panel. Powder coat finish on the perforated panel matches the base finish unless specified differently. Transparent powder coat finishes are not available. The panel will be radius with round holes when the XF model is specified and square with square holes when the XFS model is specified.

**NOTE** RADIUS CORNERS ARE NOT RECOMMENDED ON THE TABLE TOP WHEN A FORM MODESTY IS SPECIFIED

**Removable Lightweight Form Modesty  
(RemLightweightFormMod RL or RLS)**

The Removable Lightweight Form Modesty panel slides into heavy duty steel brackets that are mounted to the top. Simply tighten the handwheels to secure the modesty in position or loosen them to remove the panel. Powder coat finish on the perforated panel matches the base finish unless specified differently. Transparent powder coat finishes are not available. The panel will be radius with round holes when the XF model is specified and square with square holes when the XFS model is specified.

**NOTE** RADIUS CORNERS ARE NOT RECOMMENDED ON THE TABLE TOP WHEN A FORM MODESTY IS SPECIFIED



**Panel Modesty (MPL and MPV)**

The Panel Modesty is constructed of 1/4" hardboard core with laminate or veneer face and back surfaces, machined with exposed edges. Panel Modesty can be specified on both fixed and tilt-nest-fold base tables and will swing out to nest on the table. The 8 1/2" high Panel Modesty is field mounted with hook brackets, installed with handwheels under the table top. Threaded inserts are installed in the top when Panel Modesty is specified with the table. Panel Modesty shapes complement the rectangle top shapes. Finish details match the top unless specified differently.



**Sail Modesty (MS\_\_)**

The Sail Modesty panel is constructed of Lycra® fabric hooked into slotted holes on the table legs then stretched and hooked over pegs on the under surface of the table top. Sail Modesty panels can be specified on both fixed and tilt-nest-fold base tables and can be stored on table when tilted, nested or folded on table transport. All TIM tables are pre-drilled for the field installation of the Sail Modesty. Top pegs are installed when Sail Modesty is specified with the table. Sail Modesty is available in coordinating colors of Alabaster, Alloy, Ebony and Frost.




Grain Direction: The stripe indicates the direction of the woodgrain for a standard order. If an alternative grain direction is desired, or nontraditional shapes or sizes are required, contact Versteel Customer Service with your request. We will engineer and produce the product to meet your needs for stability and long-term serviceability.

Round



Square



Rectangle



Racetrack



Oval



Boatshape




Arc Boatshape



Video Conference



Arc Video Conference



Split Rectangle




Arc Rectangle



Split Ellipse



Trapezoid



Crescent



Teardrop



Half Round



Corner



10° Video W edge




Quarter Round




10° Transition



18° Wedge



30° Wedge



45° Wedge



60° Wedge



90° Wedge



Fin



10° Openface



Crossover



Vibe



Curl



Breaker



Tide



Surf



Pipeline



10° Cutback



Rover Pup



Rover Daddy/Computer



Rover Utility



Looksee



Wordplay



ODIS





**Seating Accommodations**

The following seating accommodations are based on average chair widths of 30". These figures may vary dependent on end users' chair width and style.

**Round**

| SIZE OFFERING | SEATING ACCOMMODATIONS |
|---------------|------------------------|
| 24"           | 2                      |
| 30"           | 2                      |
| 36"           | 3-4                    |
| 42"           | 4                      |
| 48"           | 4                      |
| 54"           | 4-6                    |
| 60"           | 6                      |

**Square**

| SIZE OFFERING | SEATING ACCOMMODATIONS |
|---------------|------------------------|
| 24"           | 2                      |
| 30"           | 2                      |
| 36"           | 4                      |
| 42"           | 4                      |
| 48"           | 4                      |
| 54"           | 4-8                    |
| 60"           | 8                      |

**Rectangle**

| SIZE OFFERING | SEATING ACCOMMODATIONS |
|---------------|------------------------|
| 18" x 48"     | 1                      |
| 18" x 60"     | 2                      |
| 18" x 72"     | 3                      |
| 18" x 84"     | 4                      |
| 18" x 90"     | 4                      |
| 18" x 96"     | 4-5                    |
| 24" x 30"     | 2                      |
| 24" x 36"     | 2                      |
| 24" x 42"     | 2, TIM 1, TOD 1        |
| 24" x 48"     | 2, TIM 1, TOD 1        |
| 24" x 60"     | 2-3, TIM 2, TOD 2      |
| 24" x 72"     | 3, TIM 2, TOD 2        |
| 24" x 84"     | 4, TOD 2-3             |
| 24" x 90"     | 4, TOD 2-3             |
| 24" x 96"     | 4-5, TOD 3-4           |
| 30" x 36"     | 2                      |
| 30" x 42"     | 2, TIM 1, TOD 1        |
| 30" x 48"     | 2-4, TIM 1, TOD 1      |
| 30" x 60"     | 4, TIM 2, TOD 2        |
| 30" x 72"     | 6, TIM 2, TOD 2        |
| 30" x 84"     | 6, TOD 2-3             |
| 30" x 90"     | 6, TOD 2-3             |
| 30" x 96"     | 8, TOD 3-4             |
| 30" x 120"    | 8                      |
| 36" x 48"     | 2-4                    |
| 36" x 60"     | 4-6                    |
| 36" x 72"     | 6-8                    |
| 36" x 84"     | 6-8                    |
| 36" x 90"     | 8                      |
| 36" x 96"     | 8-10                   |
| 36" x 120"    | 8-10                   |
| 42" x 72"     | 6-8                    |
| 42" x 84"     | 6-8                    |
| 42" x 96"     | 8-10                   |
| 48" x 96"     | 8-10                   |
| 48" x 120"    | 8-10                   |
| 48" x 144"    | 10                     |
| 48" x 168"    | 10                     |
| 48" x 192"    | 10-12                  |
| 60" x 120"    | 10-12                  |
| 60" x 144"    | 10-12                  |
| 60" x 168"    | 12                     |
| 60" x 192"    | 12-14                  |
| 60" x 240"    | 16-18                  |

**Pipeline**

| SIZE OFFERING | SEATING ACCOMMODATIONS |
|---------------|------------------------|
| 22" x 48"     | 1-2                    |
| 22" x 60"     | 2-4                    |
| 22" x 72"     | 2-4                    |
| 24" x 48"     | 1-2                    |
| 24" x 60"     | 2-4                    |
| 24" x 72"     | 2-4                    |
| 28" x 48"     | 1-2                    |
| 28" x 60"     | 2-4                    |
| 28" x 72"     | 2-4                    |
| 30" x 48"     | 1-2                    |
| 30" x 60"     | 2-4                    |
| 30" x 72"     | 2-4                    |
| 38" x 48"     | 1-2                    |
| 34" x 60"     | 2-4                    |
| 34" x 72"     | 2-4                    |
| 36" x 48"     | 1-2                    |
| 36" x 60"     | 2-4                    |
| 36" x 72"     | 2-4                    |

**Tide**

| SIZE OFFERING | SEATING ACCOMMODATIONS |
|---------------|------------------------|
| 22" x 48"     | 1-2                    |
| 24" x 48"     | 1-2                    |
| 28" x 48"     | 1-2                    |
| 30" x 48"     | 1-2                    |
| 34" x 48"     | 1-2                    |

**Surf**

| SIZE OFFERING | SEATING ACCOMMODATIONS |
|---------------|------------------------|
| 22" x 60"     | 2-4                    |
| 22" x 72"     | 2-4                    |
| 24" x 60"     | 2-4                    |
| 24" x 72"     | 2-4                    |
| 28" x 60"     | 2-4                    |
| 28" x 72"     | 2-4                    |
| 30" x 60"     | 2-4                    |
| 30" x 72"     | 2-4                    |
| 34" x 60"     | 2-4                    |
| 34" x 72"     | 2-4                    |
| 36" x 60"     | 2-4                    |
| 36" x 72"     | 2-4                    |

**Arc Rectangle**

| SIZE OFFERING | SEATING ACCOMMODATIONS |
|---------------|------------------------|
| 36" x 72"     | 6-8                    |
| 36" x 84"     | 6-8                    |
| 36" x 96"     | 8-10                   |
| 42" x 72"     | 6-8                    |
| 42" x 84"     | 6-8                    |
| 42" x 96"     | 8-10                   |
| 48" x 120"    | 8-10                   |
| 48" x 144"    | 10                     |
| 48" x 192"    | 10-12                  |
| 60" x 120"    | 10-12                  |
| 60" x 144"    | 10-12                  |
| 60" x 192"    | 12-14                  |
| 60" x 240"    | 16-18                  |

**Racetrack**

| SIZE OFFERING | SEATING ACCOMMODATIONS |
|---------------|------------------------|
| 36" x 72"     | 4                      |
| 42" x 84"     | 6                      |
| 42" x 96"     | 8                      |
| 48" x 96"     | 8                      |
| 48" x 120"    | 8-10                   |
| 48" x 144"    | 10                     |
| 48" x 192"    | 10-12                  |
| 60" x 120"    | 10-12                  |
| 60" x 144"    | 10-12                  |
| 60" x 192"    | 12-14                  |
| 60" x 240"    | 16-18                  |

**Seating Accommodations**

The following seating accommodations are based on average chair widths of 30". These figures may vary dependent on end users' chair width and style.

**Oval**

| SIZE OFFERING | SEATING ACCOMMODATIONS |
|---------------|------------------------|
| 36" x 72"     | 4-6                    |
| 42" x 84"     | 6                      |
| 42" x 96"     | 8                      |
| 48" x 84"     | 6                      |
| 48" x 96"     | 8                      |
| 48" x 120"    | 10                     |
| 48" x 144"    | 10                     |
| 60" x 120"    | 10-12                  |
| 60" x 144"    | 10-12                  |

**Breaker**

| SIZE OFFERING | SEATING ACCOMMODATIONS |
|---------------|------------------------|
| 36" x 54"     | 1                      |

**Boatshape**

| SIZE OFFERING    | SEAT ACCOMMODATIONS |
|------------------|---------------------|
| 30" x 42" x 84"  | 6                   |
| 30" x 42" x 96"  | 8                   |
| 36" x 48" x 96"  | 8                   |
| 36" x 48" x 120" | 8-10                |
| 36" x 48" x 144" | 10                  |
| 42" x 48" x 96"  | 8                   |
| 42" x 48" x 120" | 8-10                |
| 42" x 48" x 144" | 10                  |
| 48" x 60" x 192" | 12-14               |
| 48" x 60" x 240" | 16-18               |

**Arc Boatshape**

| SIZE OFFERING    | SEAT ACCOMMODATIONS |
|------------------|---------------------|
| 42" x 48" x 96"  | 8                   |
| 42" x 48" x 120" | 8-10                |
| 42" x 48" x 144" | 10                  |
| 48" x 60" x 192" | 12-14               |
| 48" x 60" x 240" | 16-18               |

**Video Conference**

| SIZE OFFERING    | SEATING ACCOMMODATIONS |
|------------------|------------------------|
| 36" x 48" x 96"  | 8-10                   |
| 36" x 48" x 120" | 8-10                   |
| 36" x 48" x 144" | 10                     |
| 48" x 60" x 120" | 8-10                   |
| 48" x 60" x 144" | 10                     |
| 48" x 60" x 192" | 10-12                  |
| 48" x 60" x 240" | 16-18                  |

**Arc Video Conference**

| SIZE OFFERING    | SEATING ACCOMMODATIONS |
|------------------|------------------------|
| 36" x 48" x 96"  | 8-10                   |
| 36" x 48" x 120" | 8-10                   |
| 36" x 48" x 144" | 10                     |
| 48" x 60" x 120" | 8-10                   |
| 48" x 60" x 144" | 10                     |
| 48" x 60" x 192" | 10-12                  |
| 48" x 60" x 240" | 16-18                  |

**Split Ellipse**

| SIZE OFFERING | SEATING ACCOMMODATIONS |
|---------------|------------------------|
| 36" x 60"     | 1                      |
| 36" x 72"     | 1                      |

**Split Rectangle**

| SIZE OFFERING | SEATING ACCOMMODATIONS |
|---------------|------------------------|
| 36" x 48"     | 1                      |
| 36" x 60"     | 2                      |
| 36" x 72"     | 2                      |

**Corner**

| SIZE OFFERING | SEATING ACCOMMODATIONS |
|---------------|------------------------|
| 24" x 42"     | 1                      |
| 30" x 48"     | 1                      |

**Video Wedge**

| SIZE OFFERING | SEATING ACCOMMODATIONS |
|---------------|------------------------|
| 24" x 48"     | 2                      |
| 30" x 60"     | 2                      |
| 36" x 72"     | 2                      |

**Openface**

| SIZE OFFERING | SEATING ACCOMMODATIONS |
|---------------|------------------------|
| 24" x 48"     | 2                      |
| 30" x 60"     | 2                      |
| 36" x 72"     | 2                      |

**Transition**

| SIZE OFFERING | SEATING ACCOMMODATIONS |
|---------------|------------------------|
| 24" x 30"     | 1                      |
| 30" x 30"     | 1                      |
| 36" x 30"     | 1                      |

**Cutback**

| SIZE OFFERING | SEATING ACCOMMODATIONS |
|---------------|------------------------|
| 24" x 20"     | 1                      |
| 30" x 30"     | 1                      |
| 36" x 30"     | 1                      |

**Trapezoid**

| SIZE OFFERING | SEATING ACCOMMODATIONS |
|---------------|------------------------|
| 24" x 48"     | 4-5                    |
| 24" x 72"     | 4-5                    |
| 30" x 60"     | 4-5                    |
| 36" x 72"     | 4-5                    |

**Crescent**

| SIZE OFFERING | SEATING ACCOMMODATIONS |
|---------------|------------------------|
| 24" x 75"     | 4-5                    |
| 24" x 94"     | 4-6                    |
| 30" x 94"     | 5-7                    |
| 36" x 113"    | 7-8                    |

**Teardrop**

| SIZE OFFERING | SEATING ACCOMMODATIONS |
|---------------|------------------------|
| 42" x 24"     | 4                      |
| 52" x 30"     | 4-5                    |

**Half Round**

| SIZE OFFERING | SEATING ACCOMMODATIONS |
|---------------|------------------------|
| 24" x 48"     | 2-4                    |
| 30" x 60"     | 2-4                    |
| 36" x 72"     | 2-4                    |

**Crossover**

| SIZE OFFERING | SEATING ACCOMMODATIONS |
|---------------|------------------------|
| 24" x 48"     | 2                      |

**Vibe**

| SIZE OFFERING | SEATING ACCOMMODATIONS |
|---------------|------------------------|
| 30" x 60"     | 3                      |

**Seating Accommodations**

The following seating accommodations are based on average chair widths of 30". These figures may vary dependent on end users' chair width and style.



**Quarter Round**

SIZE OFFERING SEATING ACCOMMODATIONS

\* Linking top, not recommended for seating if top is not supported by a base.

24" 1\*  
30" 1  
36" 1



**18° Wedge**

SIZE OFFERING SEATING ACCOMMODATIONS

\* Linking top, not recommended for seating if top is not supported by a base.

18° 24" LINKING TOP\*  
18° 30" LINKING TOP\*  
18° 36" LINKING TOP\*



**30° Wedge**

SIZE OFFERING SEATING ACCOMMODATIONS

\* Linking top, not recommended for seating if top is not supported by a base.

30° 24" LINKING TOP\*  
30° 30" LINKING TOP\*  
30° 36" LINKING TOP\*



**45° Wedge**

SIZE OFFERING SEATING ACCOMMODATIONS

\* Linking top, not recommended for seating if top is not supported by a base.

45° 24" LINKING TOP\*  
45° 30" LINKING TOP\*  
45° 36" LINKING TOP\*



**60° Wedge**

SIZE OFFERING SEATING ACCOMMODATIONS

\* Linking top, not recommended for seating if top is not supported by a base.

60° 24" LINKING TOP\*  
60° 30" LINKING TOP\*  
60° 36" LINKING TOP\*



**90° Wedge**

SIZE OFFERING SEATING ACCOMMODATIONS

\* Linking top, not recommended for seating if top is not supported by a base.

90° 24" LINKING TOP\*  
90° 30" LINKING TOP\*  
90° 36" LINKING TOP\*



**Fin**

SIZE OFFERING SEATING ACCOMMODATIONS

24" 1  
30" 1  
36" 1




**Curl**

SIZE OFFERING SEATING ACCOMMODATIONS

30" 2  
36" 2

These linking configurations suggest some of the possible configurations that can be created with standard table shapes.

If you specify table link for a specific configuration and/or table size, please provide us with a sketch or reference one of the following configurations to allow us to verify your layout.



**Fixed Configuration Conference Tops**

Conference tops may use fixed configurations to achieve larger than normal sizing and seating accommodations, but there are some specific items that must be considered. These large conference tops are generally greater than 60" wide and 240" long.

By contacting Versteel Customer Service with your vision we can help you engineer and produce your table. Below is a list of important points we will address.

**MATERIAL YIELD**

Most laminate is available in a maximum sheet size of 60" x 144". Versteel can design shapes and linking configurations that will maximize material yield.

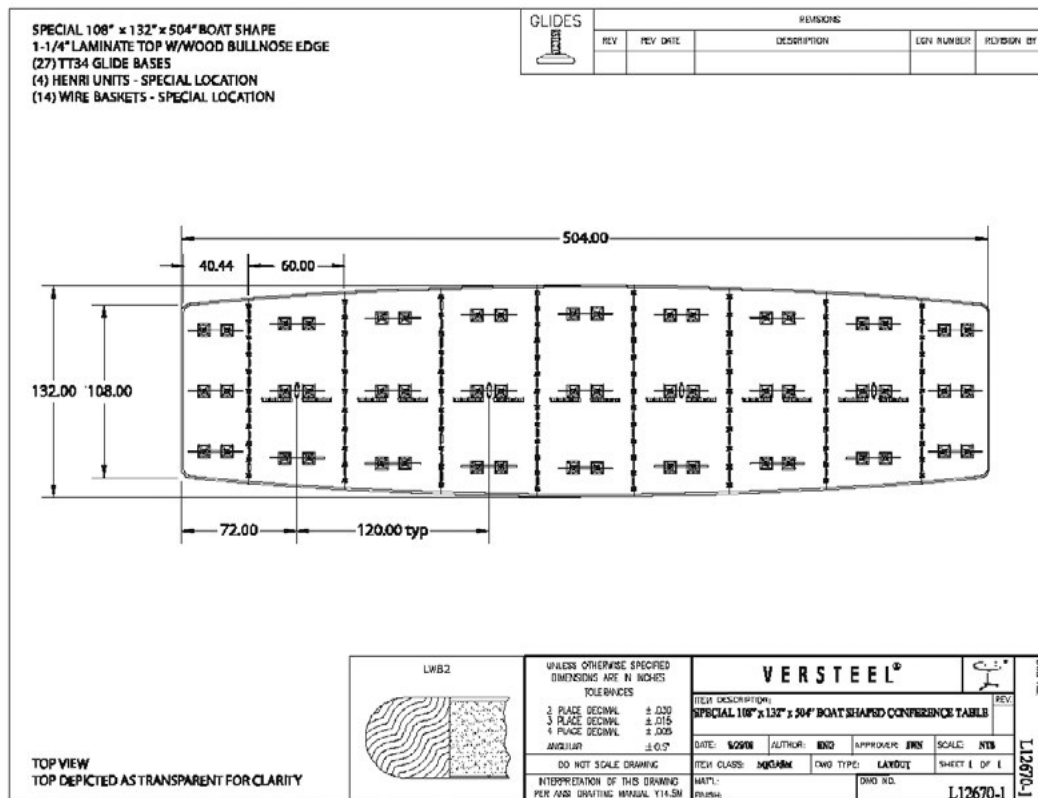
**LAMINATE PATTERNS**

Versteel can minimize seam lines by designing and positioning the linking configuration to take full advantage of your laminate pattern.

**BASES AND JOINTS**

Larger sections can be produced to limit the number of bases and joints required.

At right is a typical Versteel drawing of a large, fixed configuration conference table. The extremely large size (504" x 132") required nine (9) sections and twenty-seven (27) bases. Power and data options have been incorporated into the drawing.



**Configuration Guidelines**

Often we receive requests to assemble room configurations that one would assume are very easy. but without the proper input, it is not so simple. Below are some common questions that will help to define your needs as well as enable us to help you specify your tables.

**Define Your Space**

Start by asking yourself what you really want to accomplish in your room.

How will your room be used? Will you need breakout groups, is it a classroom with rows, or a boardroom? Do you need a T-shape, U-shape, or hollow square table group? Are there any special modifications that are specific to your application?

Besides the size of your room, here are some other items that you should take into consideration:

- instructor or speaker area
- wall with boards and/or audiovisual equipment
- door and window locations
- anything else which may interfere (columns, steps, ramps, HVAC, etc.)

**Define Your Needs**

Your table considerations should begin by thinking about the need for the following items:

- modesty panels
- linking
- power and data
- wire management and grommets
- keyboard trays
- fixed, folding or tilt bases
- special needs (alternate or adjustable height)

Your Seating considerations should begin by thinking about the need for the following items:

- assume a 30" width per person
- mobility (casters)
- stacking or storage issues
- usage and wear (upholstery or wood)
- adjustable height
- function (task specific or multiple)

**Common Room Layout Guidelines**

The following are general guidelines only. Always refer to local codes for restrictions and requirements.

By using the guidelines below and the information that you supply (from answering the previous questions), Versteel can help you specify the tables and seating you need to make your space function at its maximum potential.

**Between Rows Allow Four Feet (4')**

If rows are used, four feet (4') between rows is considered adequate in order to provide space for movement.

**Instructor Allowance of Eight - Ten Feet (8'-10')**

A minimum of eight to ten feet (8'-10') should be allowed for the instructor's space, from the wall to the approach side of the first table row.

**Back Wall Allowance of Seven Feet (7')**

Space consideration for the back wall is necessary. A minimum of seven feet (7') from the back wall to the user's side of the last table is suggested.

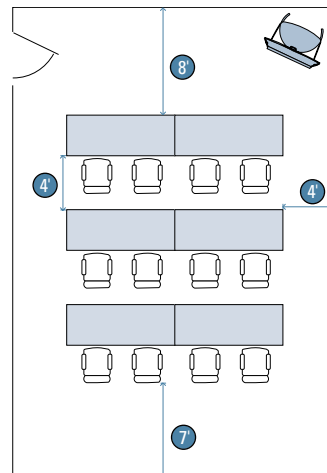
**Side Wall Allowance of Four Feet (4')**

A minimum of four feet (4') from a side wall to the edge of a table should be incorporated into your configuration. Increase the distance for larger rooms.

**Aisle Allowance at Four Feet (4')**

If an aisle is needed, allow a minimum of four feet (4'). This dimension should increase with your room size.

The drawing below illustrates the guidelines above.



**Common Seating Dimension Requirements**

The following are general guidelines only. Always refer to local codes for restrictions and requirements.

Reference information here originally appeared in Architectural Graphic Standards, published by John Wiley and Sons; and in US Government publications for compliance with the ADA (Americans with Disabilities Act).

Also, be sure to check US Government publications for compliance with the ADA (Americans with Disabilities Act).

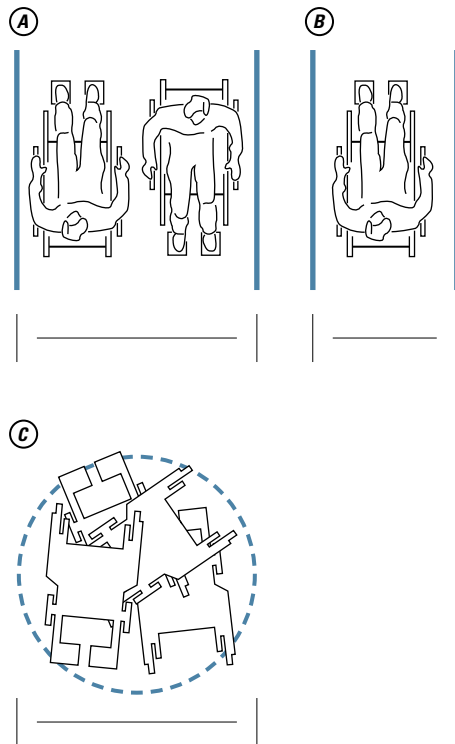
General spacing of thirty inches (30") of lateral space per chair at a table is standard. A minimum of twenty-four inches (24") may work, but will depend upon your chair style and table dimensions. Allow a minimum of thirty to thirty-six inches (30"-36") for wheelchair space at a table.

Most wheelchairs are designed to fit beneath a standard table with a twenty-nine inch (29") table top height. However, some wheelchairs require tables with tops at thirty-two inches (32") in height. Allow an additional twelve to eighteen inches (12"-18") in aisles where wheelchairs may be situated back to back.

A rule of thumb for cafeteria style seating is to allow a minimum of twelve square feet (12 ft<sup>2</sup>) for each seat.

Below

- A Wheelchair, Double Passage
- B Wheelchair, Single Passage
- C Wheelchair, Turning Diameter



**Table Seating Capacities by Size and Shape**

Rectangular Tables

| SIZE      | CHAIRS | WHEELCHAIRS     |
|-----------|--------|-----------------|
| 24" x 48" | 4      | Not Recommended |
| 30" x 48" | 4      | 2               |
| 30" x 60" | 4-6    | 4               |
| 36" x 72" | 4-6    | 4-6             |
| 42" x 96" | 6-8    | 8               |

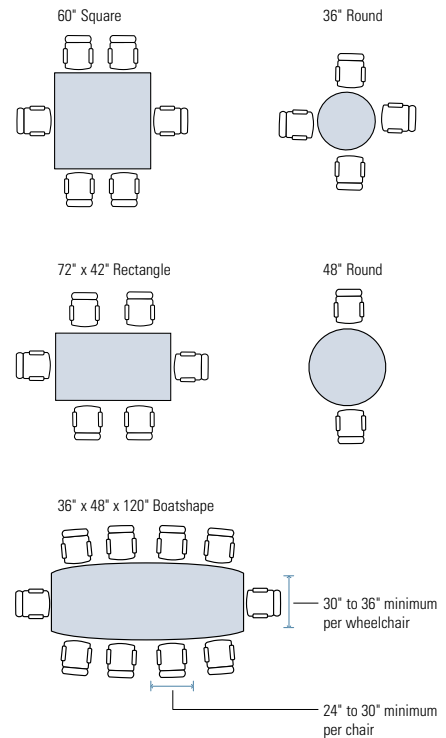
Square Tables

| SIZE      | CHAIRS | WHEELCHAIRS     |
|-----------|--------|-----------------|
| 30" x 30" | 2      | Not Recommended |
| 36" x 36" | 2-4    | Not Recommended |
| 42" x 42" | 4      | 2 (tight)       |
| 48" x 48" | 4-8    | 2               |
| 54" x 54" | 4-8    | 4               |
| 60" x 60" | 4-8    | 4               |

Round Tables

**NOTE**  
A round table with a column base is often preferred for wheelchair disabled.

| SIZE         | CHAIRS | WHEELCHAIRS     |
|--------------|--------|-----------------|
| 30" DIAMETER | 2      | Not Recommended |
| 36" DIAMETER | 2-4    | Not Recommended |
| 42" DIAMETER | 4-5    | Not Recommended |
| 48" DIAMETER | 5-6    | 2               |
| 54" DIAMETER | 6-7    | 4               |

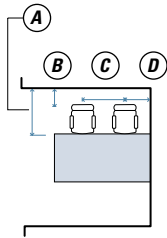


**Minimum Table and Chair Space Allotments**

Below

- A** 36" minimum, 44" preferred
- 54" minimum handicapped, 60" preferred
- B** 24" minimum
- C** 24" minimum per chair, 30" preferred
- D** 14" minimum

The following are general guidelines only. Always refer to local codes for restrictions and requirements. Also, be sure to check US Government publications for compliance with the ADA (Americans with Disabilities Act).

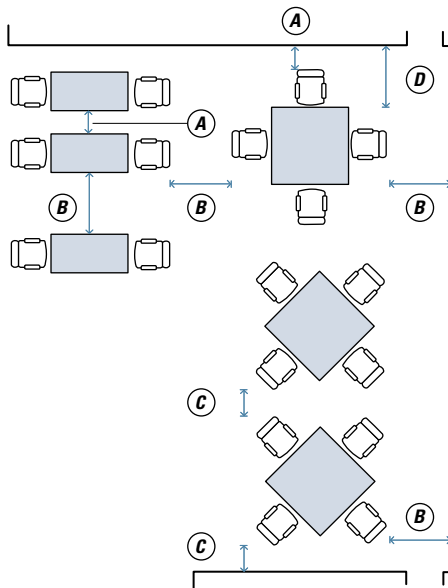


**Dining Room Plan**

Below

- A** 6" minimum (with no passage)
- B** 2' 6" to 3' minimum (for passage)
- C** 1' 6" minimum (for limited passage)
- D** 3' minimum

If using square tables and seating, there should be a minimum of sixty-six inches (66") between tables. This allows for a thirty inch (30") aisle and two (2) chairs. Diagonal seating requires a thirty-six inch (36") minimum between table corners.



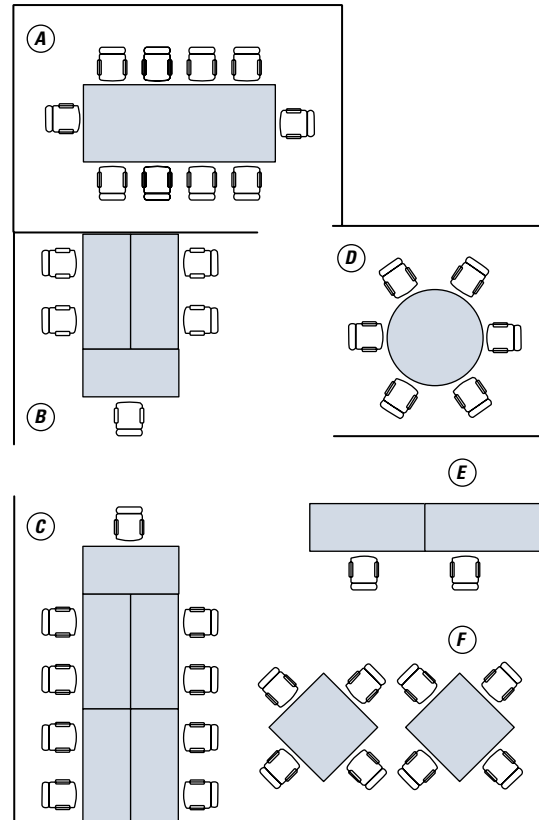
**Sample Space Use**

Below

- A** Conference Room
- B** Small Team Planning
- C** Large Team Planning
- D** Round Table Discussion
- E** Individual Work Areas
- F** Breakout Areas

Since every space has its own unique size and function, it is important that you consider the aforementioned guidelines when planning your space. Be sure to allow adequate space for aisles and plan your rooms around walls and other permanent fixtures such as doors or windows. Anticipate the type of activity that will be going on and plan enough space at the table for every movement of personnel when seated.

Don't forget to consider power and data needs also. For help planning and selecting the power and data options that are right for your space, see the Power and Data price list.








**Tops**

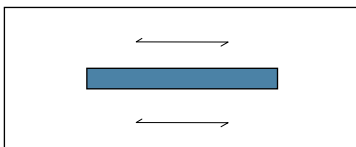
Laminate tables are available with square or radius corners. Veneer, powder coat MDF and KrystalCast® tops are standard with square corners. Powder coat tops are available with an etch design in the top when specified with electrical. All table tops are 1 1/4" thick.

**Features**

Table height is 29" with 1 1/2" diameter non-adjustable gripping pad glides. Flush mount electrical is available in the top, see page 45 for additional information.

**Laminate and Veneer, Standard Core Construction**


The standard top construction consists of 45-50 lb particleboard, surfaced with a high pressure laminate or plain sliced veneer face. A backer sheet is laminated to the underside of the top. Tops are shipped pre-drilled for field installation of bases and accessories.




Plain Sliced Veneer

**Powder Coat Core Construction**

The standard top construction consists of 46 pcf medium-density fiberboard with a 22.5 degree reverse bevel and an ultra matte finish. Tops are shipped predrilled for field installation of bases and accessories. Tops specified with power can be ordered with or without an etch design surface detail. Tables without power are not available with the etch design. Pricing for tables without the etch design can be found on pages 30 and 31. Pricing for tables with the etch design can be found on page 32.



No Etch Design



Etch Design (Surface Detail)

**KrystalCast® Core Construction**

The standard top construction consists of 1/4" KrystalCast® bonded to 1" MDF with a 60 degree black knife edge.



**PVC Flat or Fluted Edge**

Edge of 2mm PVC hot melt banded to the top with 1/8" radius at the top and bottom. Available with 1 1/2" radius corners or square corners.



Offered in twenty-one (21) standard colors.



**Reverse Bevel Acrylic**

Edge of 2mm acrylic edge banding hot melt banded to MDF core. A reverse bevel is then cut into the edge exposing the MDF on the reverse bevel. The MDF is then clear coated.



**Wood Flat or Fluted Edge**

Wood banding hot melt banded to the top with 1/8" radius at the top and bottom. Available with 1 1/2" radius corners or square corners.



Offered in Ash, Cherry, Maple or Walnut materials.



**Wood Reverse Bevel Edge - 2"**

Edge of 2" wide solid wood designed with a reverse sloped edge with mitered corners.



Offered in Ash, Cherry, Maple or Walnut materials.

**Shipping Schedule**

**Standard Items**

|                     |           |
|---------------------|-----------|
| Laminate, PVC Edge  | 3-5 WEEKS |
| Laminate, Wood Edge | 3-5 WEEKS |
| Veneer, Wood Edge   | 6-8 WEEKS |
| Powder Coat Tops    | 4-6 WEEKS |
| KrystalCast® Tops   | 7-8 WEEKS |

Contact Versteel Customer Service for special lead time requests.

**BIFMA**

All Versteel products are constructed to pass the relevant ANSI/BIFMA standards. For more detailed specifications by series and base style, contact Versteel Customer Service at 800.876.2120.

Additional information regarding warranty, terms and conditions, shipping, care and maintenance, etc. can be found in the All Tables price list.

**To Order, Specify...**

- 1 Model Number, include top and edge style
- 2 Top Material
  - a. Laminate manufacturer and color
  - b. Veneer species and finish color
  - c. Powder coat worksurface color
  - c. KrystalCast® color
- 3 Edge Color
- 4 Base Color
- 5 Trough Color
- 6 Additional Options

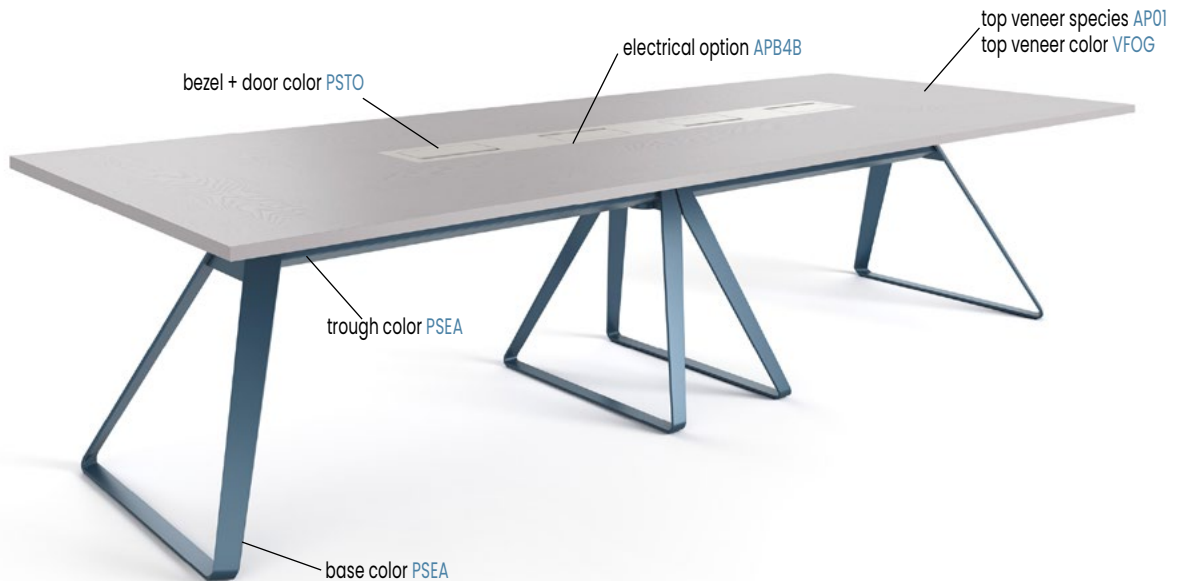
| base model |            |              |           |                | finish selections  |             |             |             |             | options      |                      |              |                |
|------------|------------|--------------|-----------|----------------|--------------------|-------------|-------------|-------------|-------------|--------------|----------------------|--------------|----------------|
| <b>AI</b>  | <b>D</b>   | <b>48120</b> | <b>RE</b> | <b>FX</b>      | <b>VW2S</b>        | <b>AP01</b> | <b>VFOG</b> | <b>----</b> | <b>PSEA</b> | <b>PSEA</b>  | <b>APB4B</b>         | <b>PSTO</b>  | <b>WCC</b>     |
| series     | base style | top size     | top shape | table function | top, edge & corner | top species | top finish  | edge color  | base color  | trough color | electrical option(s) | bezel & door | wire option(s) |

An **AID 48120REFX VW2S** is an Aerie series 48" x 120" rectangle table with fixed bases, a veneer 1 1/2" thick top with a wood flat edge and square corners.

The codes **AP01 / VFOG / PSEA / PSEA** specify an Ash top with a Fog finish, Seaside base color and Seaside trough color.

**APB4B / PSTO / WCC** adds power, Stone for the bezel and door color and a cable coil.

**Model Number** **AID 48120REFX VW2S**



**Orders may be sent via**

**Mailing Address**

Versteel  
2332 Cathy Lane  
Jasper IN 47546

**Contact Versteel**

**Email** contact@versteel.com  
**Phone** 800 876 2120  
812 634 2120  
**Fax** 812 482 9318

**Laminate**

Versteel's standard offering of laminates includes over 900 laminates from Formica, Nevamar, Pionite and Wilsonart.

Laminate manufacturers change standard offerings frequently, making it possible a standard product can become unavailable. Versteel cannot be responsible for any inconvenience this may cause.

**Veneer**

Aerie tables are available with plain sliced Ash, Cherry, Maple and Walnut veneers.

**Veneer Species**

|                  |      |                  |      |
|------------------|------|------------------|------|
| Ash . . . . .    | AP01 | Maple. . . . .   | MP01 |
| Cherry . . . . . | CP01 | Walnut . . . . . | WP01 |

**Veneer Finish**

**Ash**

|                   |      |                   |      |
|-------------------|------|-------------------|------|
| Beach. . . . .    | VBEA | Fog . . . . .     | VFOG |
| Chestnut. . . . . | VCHE | Pebble . . . . .  | VPEB |
| Drift . . . . .   | VDRI | Whisper . . . . . | VWHI |
| Fawn . . . . .    | VFAW |                   |      |

**Cherry**

|                           |      |                          |      |
|---------------------------|------|--------------------------|------|
| Blossom Cherry . . . . .  | VBLC | Java Cherry. . . . .     | VJAC |
| Cordovan Cherry . . . . . | VCNC | Millwork Cherry. . . . . | VMWC |
| Golden Cherry . . . . .   | VGNC |                          |      |

**Maple**

|                         |      |                       |      |
|-------------------------|------|-----------------------|------|
| Caramel Maple . . . . . | VCMM | Sugar Maple . . . . . | VSUM |
| Solar Maple. . . . .    | VSLM |                       |      |

**Walnut**

|                           |      |                         |      |
|---------------------------|------|-------------------------|------|
| Brighton Walnut . . . . . | VBRW | Natural Walnut. . . . . | VNAW |
| Espresso Walnut. . . . .  | VESW |                         |      |

**Powder Coat MDF Worksurface**

Offered in four standard colors, powder coated work surfaces are 100% recyclable with the lowest emissions of any surface in the industry. Since there is no edge banding all edges are seamless. Work surfaces with electrical can be specified with an etch design in the top.

**Powder Coat Worksurface Colors**

|                  |      |                   |      |
|------------------|------|-------------------|------|
| Coal. . . . .    | DCOA | Thunder . . . . . | DTHU |
| Cotton . . . . . | DCOT | Vapor. . . . .    | DVAP |

Alternative colors may be specified. Contact Customer Service for quote.

**KrystalCast®**

KrystalCast® tops can be custom matched to over 3,500+ Benjamin Moore colors. With a conscious effort towards a more green product, KrystalCast® has focused its energy to create more sustainable and renewable products.

**PVC Edge Colors**

|                           |      |                            |      |
|---------------------------|------|----------------------------|------|
| Absolute Acajou . . . . . | CABA | Nimbus. . . . .            | CNIM |
| Alloy. . . . .            | CALY | Pearl . . . . .            | CPEA |
| Carbon. . . . .           | CCAR | Platinum. . . . .          | CPLA |
| Champagne . . . . .       | CCHA | Pralines & Cream . . . . . | CPRC |
| Coconut . . . . .         | CCOC | Shadow . . . . .           | CSHA |
| Ebony. . . . .            | CEBO | Snow . . . . .             | CSNO |
| Florence Walnut . . . . . | CFLW | Stone . . . . .            | CSTO |
| Fossil . . . . .          | CFOS | Storm. . . . .             | CSTM |
| Graphite . . . . .        | CGRA | Whisper . . . . .          | CWHI |
| Grey. . . . .             | CGRE | White Linen . . . . .      | CWHL |
| Kensington Maple. . . . . | CKEM |                            |      |

**Wood Edge Species**

|                  |     |                  |     |
|------------------|-----|------------------|-----|
| Ash . . . . .    | A01 | Maple. . . . .   | M01 |
| Cherry . . . . . | C01 | Walnut . . . . . | W01 |

**Wood Edge Finishes**

**Ash**

|                   |      |                   |      |
|-------------------|------|-------------------|------|
| Beach. . . . .    | WBEA | Fog . . . . .     | WFOG |
| Chestnut. . . . . | WCHE | Pebble . . . . .  | WPEB |
| Drift . . . . .   | WDRI | Whisper . . . . . | WWHI |
| Fawn . . . . .    | WFAW |                   |      |

**Cherry**

|                           |      |                          |      |
|---------------------------|------|--------------------------|------|
| Blossom Cherry . . . . .  | WBLC | Java Cherry. . . . .     | WJAC |
| Cordovan Cherry . . . . . | WCNC | Millwork Cherry. . . . . | WMWC |
| Golden Cherry . . . . .   | WGNC |                          |      |

**Maple**

|                         |      |                       |      |
|-------------------------|------|-----------------------|------|
| Caramel Maple . . . . . | WCMM | Sugar Maple . . . . . | WSUM |
| Solar Maple. . . . .    | WSLM |                       |      |

**Walnut**

|                           |      |                         |      |
|---------------------------|------|-------------------------|------|
| Brighton Walnut . . . . . | WBRW | Natural Walnut. . . . . | WNAW |
| Espresso Walnut. . . . .  | WESW |                         |      |

**Powder Coat Finishes**

All powder coat finishes in the Versteel offering have been formulated with the use of epoxy, polyester or epoxy and polyester blends to maximize the finish durability.

**Powder Coat Finish Options**

- Powder Coat – Standard . . . . .n/c
- Powder Coat – Premium. . . . . \$165

**Base Powder Coat Colors**

- Alloy. . . . . **.PALY** ◆ Matte . . . . . **.PMAT**
- Amethyst . . . . . **.PAME** Mica. . . . . **.PMIC**
- Anthracite. . . . . **.PANT** Mint . . . . . **.PMNT**
- Black Anodized. . . . . **.PBLA** Navy . . . . . **.PNAV**
- Bronze . . . . . **.PBRO** Nimbus. . . . . **.PNIM**
- Calypso . . . . . **.PCAL** Nutmeg . . . . . **.PNUT**
- Carbon. . . . . **.PCAR** ◆ Pacific . . . . . **.PPAC**
- Champagne . . . . . **.PCHA** Pearl . . . . . **.PPEA**
- Coconut . . . . . **.PCOC** Pebble . . . . . **.PPEB**
- ◆ Copper. . . . . **.PCOP** Poppy. . . . . **.PPOP**
- Crimson . . . . . **.PCRI** ◆ Raven. . . . . **.PRAV**
- ◆ Crystal . . . . . **.PCRY** Royal . . . . . **.PROY**
- Daffodil. . . . . **.PDAF** Seaside . . . . . **.PSEA**
- Ebony. . . . . **.PEBO** Shipyard . . . . . **.PSHI**
- Forest. . . . . **.PFOR** Silver . . . . . **.PSIL**
- Fossil . . . . . **.PFOS** Snow . . . . . **.PSNO**
- ◆ Garnet . . . . . **.PGAR** Stone . . . . . **.PSTO**
- ◆ Gold. . . . . **.PGOL** Storm. . . . . **.PSTM**
- Graphite . . . . . **.PGRA** Terra Cotta . . . . . **.PTEC**
- Hope . . . . . **.PHOP** Whisper . . . . . **.PWHI**
- Kelly Green . . . . . **.PKEG** White Linen . . . . . **.PWHL**
- Powder Coat Alternative . **.OPA**

**Transparent Powder Coats (indicated by ◆)**

Please note that the transparent characteristics of these powders allow all natural welds and textures inherent to raw steel to be visible.

**Premium Powder Coats (indicated by ●)**

Versteel’s premium process uses specially formulated powder coats for a truly unique color palette.

**Chrome**

Versteel applies a deep luster chrome plated finish. Chrome is the most durable finish available. Specify Chrome and add \$370 list per table up to 96” length. Add \$738 list per table over 96” length. Chrome is not available on the bezel, doors or trough.

- Chrome . . . . . **ECHR**

**Nickel**

Versteel applies a nickel plated finish with a clear coat applied for durability.

Specify Nickel and add \$491 list per table up to 96” length. Add \$982 list per table over 96” length. Nickel is not available on the bezel, doors or trough.

- Nickel . . . . . **ENKL**

**Bezel, Door & Trough Powder Coat Colors**

- Alloy. . . . . **.PALY** Navy . . . . . **.PNAV**
- Amethyst . . . . . **.PAME** Nimbus. . . . . **.PNIM**
- Anthracite. . . . . **.PANT** Nutmeg . . . . . **.PNUT**
- Black Anodized. . . . . **.PBLA** Pearl . . . . . **.PPEA**
- Bronze . . . . . **.PBRO** Pebble . . . . . **.PPEB**
- Calypso . . . . . **.PCAL** Poppy. . . . . **.PPOP**
- Carbon. . . . . **.PCAR** Royal . . . . . **.PROY**
- Champagne . . . . . **.PCHA** Seaside . . . . . **.PSEA**
- Coconut . . . . . **.PCOC** Shipyard . . . . . **.PSHI**
- Crimson . . . . . **.PCRI** Silver . . . . . **.PSIL**
- Daffodil. . . . . **.PDAF** Snow . . . . . **.PSNO**
- Ebony. . . . . **.PEBO** Stone . . . . . **.PSTO**
- Forest. . . . . **.PFOR** Storm. . . . . **.PSTM**
- Fossil . . . . . **.PFOS** Terra Cotta . . . . . **.PTEC**
- Graphite . . . . . **.PGRA** Whisper . . . . . **.PWHI**
- Hope . . . . . **.PHOP** White Linen . . . . . **.PWHL**
- Kelly Green . . . . . **.PKEG** Powder Coat Alternative . **.OPA**
- Mica. . . . . **.PMIC**
- Mint . . . . . **.PMNT**

**Finish Reference & Samples**

For finish color reference, please refer to our website. Contact Versteel Customer Service to receive actual color samples for color matches and final color approval.

**Special Laminate****Call for quotation**

Specify code **TSP** (*Special Laminate*), indicate the quoted charges per table

Special laminates and patterns can be specified as an option. To specify, contact Versteel for availability and pricing.

**NOTE** LAMINATES IN STANDARD COLORS AND TEXTURES FROM FORMICA, NEVAMAR, PIONITE AND WILSONART ARE STANDARD

**CAUTION** LAMINATE MANUFACTURERS CHANGE STANDARD OFFERINGS FREQUENTLY, MAKING IT POSSIBLE A STANDARD PRODUCT CAN BECOME UNAVAILABLE. VERSTEEL CANNOT BE RESPONSIBLE FOR ANY INCONVENIENCE THIS MAY CAUSE.

**Custom PVC Color Match****Call for quotation / one time charge per color, per order**

Specify code **OCF** (*Custom PVC Color Match*), add cost from Versteel quotation

PVC Color Match can be the selection of a color that is available from a Versteel supplier or a new custom color developed for the order. Minimum footage requirements mean that the amount of material needed for your order will effect the cost.

For PVC Color Matching you must supply a color reference sample. Versteel will review the sample for possible existing colors available and send a sample for customer approval. If no color match exists, a custom match will be developed and sampled for customer approval before a production schedule is established.

**Powder Coat Alternative****Call for quotation**

Specify code **OPA** (*Powder Coat Alternative*), add cost from Versteel quotation

Powder Coat Alternative is available from Versteel. The entire RAL color reference along with hundreds of other color and finishes are available.

For Powder Coat Alternative matching, you must supply a color reference sample, or an RAL number. Versteel will review the sample for possible existing colors available and send a sample for customer approval. If no color match exists, a custom match can be developed. Call Versteel Customer Service for associated upcharges on custom color development.

**Stain Finish Match****\$996 / one time charge per finish, per order**

Specify code **OSM** (*Stain Finish Match*), add \$996.00 list per finish, per order

Alternative Stain Finishes are available for veneer and wood edged tops.

For Stain Finish Matching you must supply two 4" x 4" finish color and grain reference samples. An expertly finish matched sample will be provided for customer approval.

**Veneer and Wood Edge Alternatives****Call for quotation**

For veneer and wood edge requirements other than the standard plain sliced Ash, Cherry, Maple and Walnut, contact Versteel Customer Service. Versteel is adept at working with a host of domestic and exotic materials. From inlays, figures, pie cuts and special edge profiles, to custom fill levels and sheens, each top is created using the best of technology and old world craftsmanship. The items you only imagined or expected to only be available from a millwork shop are now just another part of your Versteel order. Call Versteel Customer Service for availability and quotation.

**Wood Finish Alternatives****Call for quotation**

When veneer tables are required to have a finish other than the standard natural grain fill level finish appearance, semi-filled or full-filled finishes are available by requesting a quote from Versteel. Call Versteel Customer Service for availability and quotation Table Top Alternatives

**Table Top and Edge Alternatives**

Table tops and/or edges can be produced in alternative materials if desired. Contact Versteel Customer Service for pricing and availability.

**Alternate Core Construction**

Alternate core constructions are available, including medium density fiberboard (MDF), and cores that contain no urea formaldehyde. Contact Versteel Customer Service for pricing and availability.

**NOTE** CUSTOMS OR ALTERNATIVES MAY AFFECT STANDARD PRODUCTION SCHEDULES

**Cable Coil™****\$112 / each***Specify code WCC (Cable Coil), add \$112 list each*

The Cable Coil conducts wires from the underside of the top to the power and data source. It is attached to a connection ring located under the surface of the top. On 96" long tables the ring is located in the center of the stretcher. For longer tables with three bases, it will be attached to the middle base. Powder coat color is the same as the base color. If Chrome or Nickel are specified for the base then the Cable Coil will be Ebony.

**Wire Management Clips****Standard / No Charge***Specify code not applicable, standard / no charge*

Two wire management clips are sent with every table that is ordered with electrical. Clips are mounted to the leg so wires can be held in place.

**Magnetic Cable Claw****\$32 / pair***Specify model AMCC (Magnetic Cable Claw), add \$32 list per pair*

Able to hold 2.5 pounds, the Cable Claw, with an anti-slip traction pad, attaches and grips bundles of cables to steel surfaces. The black plastic Cable Claws have a dimensions of 0.75" x 0.65". Cable Claws should be ordered on a separate line item.

**Two-Piece Top (120")****\$629 / table***Specify code T2P (Two-Piece Top), add \$629.00 list per table*

Standard Versteel tables in lengths up to 120" are a seamless, single piece top. When the two-piece option is specified, the splice joint edge is unfinished, table shipped with necessary hardware. Any table over 120" long will be produced as a two-piece top.

**Top Custom Cutout****\$120 / cutout***Specify code TCC (Top Custom Cutout), add \$120.00 list per cutout*

Top Custom Cutout requires a drawing for production and is subject to approvals.



**Aerie Power**

The flush mount electrical units can be specified with any standard powder coat (excluding Platinum and transparent) for the bezel and doors.

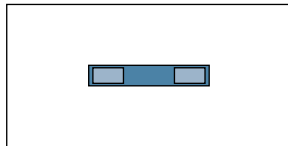
**SPECIFICATIONS**

- One 15 amp circuit, power infeed cord with standard grounded plug
- Surge protection
- Simplex matches faceplate/bezel

Please select desired power and data configuration from the options below. Power and data selections will be applied to all units.

- Dark Blue Bezel
- Light Blue Power Unit

**48x96 Rectangle**



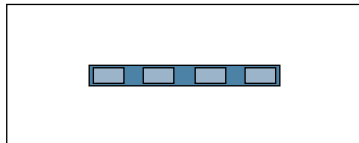
Specify code **APB2B** add \$2931 list per table

Consists of four (4) power and four (4) USB A + USB C charging modules.

Specify code **APB2C** add \$2780 list per table

Consists of six (6) power and two (2) USB A + USB C charging modules.

**48x120 Rectangle**



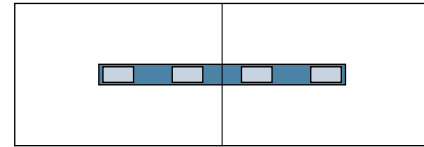
Specify code **APB4B** add \$5861 list per table

Consists of eight (8) power and eight (8) USB A + USB C charging modules.

Specify code **APB4C** add \$5560 list per table

Consists of twelve (12) power and four (4) USB A + USB C charging modules per unit.

**48x140 and 48x160 Rectangle**



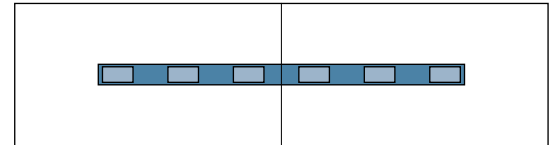
Specify code **APB2DB** add \$5861 list per table

Consists of eight (8) power and eight (8) USB A + USB C charging modules.

Specify code **APB2DC** add \$5560 list per table

Consists of twelve (12) power and four (4) USB A + USB C charging modules.

**48x180 and 48x200 Rectangle**



Specify code **APB3DB** add \$8791 list per table

Consists of twelve (12) power and twelve (12) USB A + USB C charging modules

Specify code **APB3DC** add \$8338 list per table



Consists of eighteen (18) power and six (6) USB A + USB C charging modules.

**Unit Color**

- |      |                                      |     |
|------|--------------------------------------|-----|
| MWCA | Matte White Faceplate, Clear AL Trim | n/c |
| MBCA | Matte Black Faceplate, Clear AL Trim | n/c |





|  |  |
|--|--|
| Powder Coat<br>MDF   | KrystalCast®   |
| Reverse Bevel<br> | Knife<br> |
| <b>PMR2S</b><br>1 1/4"   | <b>KMKB2S</b><br>1 1/4"  |
| 1 1/4"   | 1 1/4"   |
| 6155   | 22460  |
| 8231   | 28516  |
| 9954   | 34478  |
| 10537  | 44251  |
| 11140  | 44330  |
| 12239  | 55651  |

**Finish Options**

|                                | Code | Price  |
|--------------------------------|------|--------|
| Chrome (to 96" length) .....   |      | \$ 370 |
| Chrome (over 96" length) ..... |      | \$ 738 |
| Nickel (to 96" length) .....   |      | \$ 491 |
| Nickel (over 96" length) ..... |      | \$ 982 |
| Powder Coat, Standard .....    |      | n/c    |
| Powder Coat, Premium .....     |      | \$ 165 |

**Top Options**

|                                      |     |        |
|--------------------------------------|-----|--------|
| 2-Piece Top (120" length only) ..... | T2P | \$ 629 |
| Special Laminate .....               | TSP | call   |
| Custom Cutout (per cutout) .....     | TCC | \$ 120 |

**Power**

See page 29 or the Power + Data Price List

**Wire Management Options**

|                                    |      |        |
|------------------------------------|------|--------|
| Cable Coil .....                   | WCC  | \$ 112 |
| Magnetic Cable Claw (1 pair) ..... | AMCC | \$ 32  |



**Questions?**

800 876 2120

⊕ Indicates Number of Bases

edge ordering code (square corner) >  
top thickness >


top >  
edge >  
Powder Coat  
MDF

Reverse Bevel



**PMR2S**  
1 1/4"

top thickness price >  
1 1/4"

| Base Style   | Table Description | Model #                   | Product Wt | Price |
|--|-------------------|---------------------------|------------|-------|
| <br>AID | 48 x 96 Fix       | <b>AID 4896REFX SD</b>    | 340        | 7835  |
|  | 48 x 120 Fix      | <b>AID 48120REFX SD ③</b> | 480        | 9979  |
|  | 48 x 140 Fix      | <b>AID 48140REFX SD ③</b> | 542        | 11799 |
|  | 48 x 160 Fix      | <b>AID 48160REFX SD ③</b> | 603        | 13384 |
|  | 48 x 180 Fix      | <b>AID 48180REFX SD ③</b> | 679        | 13990 |
|  | 48 x 200 Fix      | <b>AID 48200REFX SD ③</b> | 741        | 16600 |

Above models only  
available when power is  
specified

**To Order, Specify...**

- ① Model Number
- ② Top Material
- ③ Edge Style and Thickness
- ④ Edge Color
- ⑤ Base Color
- ⑥ Trough Color
- ⑦ Additional Options



**Finish Options**

|                               | <b>Code</b> | <b>Price</b> |
|-------------------------------|-------------|--------------|
| Chrome (to 96" length).....   |             | \$ 370       |
| Chrome (over 96" length)..... |             | \$ 738       |
| Nickel (to 96" length).....   |             | \$ 491       |
| Nickel (over 96" length)..... |             | \$ 982       |
| Powder Coat, Standard.....    |             | n/c          |
| Powder Coat, Premium.....     |             | \$ 165       |

**Top Options**

|                                     |            |        |
|-------------------------------------|------------|--------|
| 2-Piece Top (120" length only)..... | <b>T2P</b> | \$ 629 |
| Custom Cutout (per cutout).....     | <b>TCC</b> | \$ 120 |

**Power**

See page 29 or the Power + Data Price List

**Wire Management Options**

|                                   |             |        |
|-----------------------------------|-------------|--------|
| Cable Coil.....                   | <b>WCC</b>  | \$ 112 |
| Magnetic Cable Claw (1 pair)..... | <b>AMCC</b> | \$ 32  |

**Tops**

Laminate and veneer tops are 1 1/4" thick. Corian® tops have a 1" top thickness. All are standard with square corners.

**Leg Materials**

Ash, Cherry, Maple or Walnut triangular wood legs are available in the standard Versteel finishes. The metal reveal is available in any standard powder coat, Chrome or Nickel.

**Features**

The 30" tall tables are standard with 1 1/2" diameter nylon adjustable glides. Glides allow 1/2" adjustment of the table.

**Legway Wire Management**

Black plastic legway managers are mounted in the top and bottom of the leg guiding the wire(s) from the underside of the table to the power source while maintaining visibility of the wires. One set of legway managers will be sent with every table.

**Laminate and Veneer, Standard Core Construction**

The standard top construction consists of 45-50 lb particleboard, surfaced with a high pressure laminate or plain sliced veneer face. A backer sheet is laminated to the underside of the top. Tops are shipped with rectangular understructure attached and pre-drilled for field installation of bases and accessories.

**Corian® Construction**

Tops are 1/2" Corian® with a 7/16" thick plywood subtop glued to the bottom side with a 1/2" Corian® rim applied to conceal the plywood subtop. The underside is bored to allow pressing in metal screw inserts for field installation of the legs and/or connectors.



**PVC Flat or Fluted Edge**

Edge of 2mm PVC hot melt banded to the top with 1/8" radius at the top and bottom.



Offered in twenty-one (21) standard colors.



**Reverse Bevel Acrylic**

Edge of 2mm acrylic edge banding hot melt banded to MDF core. A reverse bevel is then cut into the edge exposing the MDF on the reverse bevel. The MDF is then clear coated.



**Wood Flat or Fluted Edge**

Wood banding hot melt banded to the top with 1/8" radius at the top and bottom.



Offered in Ash, Cherry, Maple or Walnut materials.



**Corian® Eased Square Edge**

A traditional 1" flat edge with a small radius where horizontal surfaces meet vertical for comfort and a softened aesthetic.

Offered in ten (10) standard colors.

**Shipping Schedule**

**Standard Items**

|                     |           |
|---------------------|-----------|
| Laminate, PVC Edge  | 3-5 WEEKS |
| Laminate, Wood Edge | 3-5 WEEKS |
| Veneer, Wood Edge   | 6-8 WEEKS |
| Corian®             | 3-5 WEEKS |

Contact Versteel Customer Service for special lead time requests.

**BIFMA**

All Versteel products are constructed to pass the relevant ANSI/BIFMA standards. For more detailed specifications by series and base style, contact Versteel Customer Service at 800.876.2120.

Additional information regarding warranty, terms and conditions, shipping, care and maintenance, etc. can be found in the All Tables price list.

**To Order, Specify...**

- 1 Model Number, include top and edge style
- 2 Top Material
  - a. Laminate manufacturer and color
  - b. Veneer species and finish color
  - c. Corian® color
- 3 Edge Color
- 4 Leg Species
- 5 Leg Finish
- 6 Leg Accent Color
- 7 Additional options

| base model |            |           |           |                | finish selections  |             |             |             |             | options     |             |               |                 |
|------------|------------|-----------|-----------|----------------|--------------------|-------------|-------------|-------------|-------------|-------------|-------------|---------------|-----------------|
| <b>AO</b>  | <b>R1</b>  | <b>48</b> | <b>SQ</b> | <b>FX</b>      | <b>VW2S</b>        | <b>AP01</b> | <b>VDRI</b> | <b>----</b> | <b>A01</b>  | <b>WFOG</b> | <b>ECHR</b> | <b>---</b>    | <b>---</b>      |
| series     | base style | top size  | top shape | table function | top, edge & corner | top species | top finish  | edge color  | leg species | leg finish  | leg accent  | top option(s) | power option(s) |

An **AORI48SQFXVW2S** is an Arvo series 48" square table with fixed R1 bases, a veneer 1 1/4" thick top with a flat wood edge and square corners.

The codes **AP01 / VDRI / A01 / WFOG / ECHR** specify an Ash top species with Drift finish, Ash leg species with Fog finish and Chrome leg accent.

**Model Number** **AORI48SQFXVW2S**



**Orders may be sent via**

**Mailing Address**  
Versteel  
2332 Cathy Lane  
Jasper IN 47546

**Contact Versteel**

**Email** contact@versteel.com  
**Phone** 800 876 2120  
812 634 2120  
**Fax** 812 482 9318



**Laminate**

Versteel's standard offering of laminates includes over 900 laminates from Formica, Nevamar, Pionite and Wilsonart.

Laminate manufacturers change standard offerings frequently, making it possible a standard product can become unavailable. Versteel cannot be responsible for any inconvenience this may cause.

**Veneer**

Arvo tables are available with plain sliced Ash, Cherry, Maple and Walnut veneers.

**Veneer Species**

|                  |      |                  |      |
|------------------|------|------------------|------|
| Ash . . . . .    | AP01 | Maple . . . . .  | MP01 |
| Cherry . . . . . | CP01 | Walnut . . . . . | WP01 |

**Veneer Finish**

**Ash**

|                    |      |                   |      |
|--------------------|------|-------------------|------|
| Beach . . . . .    | VBEA | Fog . . . . .     | VFOG |
| Chestnut . . . . . | VCHE | Pebble . . . . .  | VPEB |
| Drift . . . . .    | VDRI | Whisper . . . . . | VWHI |
| Fawn . . . . .     | VFAW |                   |      |

**Cherry**

|                           |      |                           |      |
|---------------------------|------|---------------------------|------|
| Blossom Cherry . . . . .  | VBLC | Java Cherry . . . . .     | VJAC |
| Cordovan Cherry . . . . . | VCNC | Millwork Cherry . . . . . | VMWC |
| Golden Cherry . . . . .   | VGNC |                           |      |

**Maple**

|                         |      |                       |      |
|-------------------------|------|-----------------------|------|
| Caramel Maple . . . . . | VCMM | Sugar Maple . . . . . | VSUM |
| Solar Maple . . . . .   | VSLM |                       |      |

**Walnut**

|                           |      |                          |      |
|---------------------------|------|--------------------------|------|
| Brighton Walnut . . . . . | VBRW | Natural Walnut . . . . . | VNAW |
| Espresso Walnut . . . . . | VESW |                          |      |

**Corian®**

Coian® is an advanced composite product used as an architectural and design material in a variety of residential and commercial applications.

**Corian® Colors**

|                          |      |                       |      |
|--------------------------|------|-----------------------|------|
| Antarctica . . . . .     | NART | Linen . . . . .       | NLIN |
| Bisque . . . . .         | NBIS | Matterhorn . . . . .  | NMTH |
| Designer White . . . . . | NDEW | Pearl Gray . . . . .  | NPLG |
| Elegant Gray . . . . .   | NELG | Silver Gray . . . . . | NSLG |
| Glacier White . . . . .  | NGLW | Vanilla . . . . .     | NVAN |

Alternative Corian® colors may be specified. Contact Customer Service for quote.

**PVC Edge Colors**

|                            |      |                            |      |
|----------------------------|------|----------------------------|------|
| Absolute Acajou . . . . .  | CABA | Nimbus . . . . .           | CNIM |
| Alloy . . . . .            | CALY | Pearl . . . . .            | CPEA |
| Carbon . . . . .           | CCAR | Platinum . . . . .         | CPLA |
| Champagne . . . . .        | CCHA | Pralines & Cream . . . . . | CPRC |
| Coconut . . . . .          | CCOC | Shadow . . . . .           | CSHA |
| Ebony . . . . .            | CEBO | Snow . . . . .             | CSNO |
| Florence Walnut . . . . .  | CFLW | Stone . . . . .            | CSTO |
| Fossil . . . . .           | CFOS | Storm . . . . .            | CSTM |
| Graphite . . . . .         | CGRA | Whisper . . . . .          | CWHI |
| Grey . . . . .             | CGRE | White Linen . . . . .      | CWHL |
| Kensington Maple . . . . . | CKEM |                            |      |

**Wood Edge Species**

|                  |     |                  |     |
|------------------|-----|------------------|-----|
| Ash . . . . .    | A01 | Maple . . . . .  | M01 |
| Cherry . . . . . | C01 | Walnut . . . . . | W01 |

**Wood Edge Finishes**

**Ash**

|                    |      |                   |      |
|--------------------|------|-------------------|------|
| Beach . . . . .    | WBEA | Fog . . . . .     | WFOG |
| Chestnut . . . . . | WCHE | Pebble . . . . .  | WPEB |
| Drift . . . . .    | WDRI | Whisper . . . . . | WWHI |
| Fawn . . . . .     | WFAW |                   |      |

**Cherry**

|                           |      |                           |      |
|---------------------------|------|---------------------------|------|
| Blossom Cherry . . . . .  | WBLC | Java Cherry . . . . .     | WJAC |
| Cordovan Cherry . . . . . | WCNC | Millwork Cherry . . . . . | WMWC |
| Golden Cherry . . . . .   | WGNC |                           |      |

**Maple**

|                         |      |                       |      |
|-------------------------|------|-----------------------|------|
| Caramel Maple . . . . . | WCMM | Sugar Maple . . . . . | WSUM |
| Solar Maple . . . . .   | WSLM |                       |      |

**Walnut**

|                           |      |                          |      |
|---------------------------|------|--------------------------|------|
| Brighton Walnut . . . . . | WBRW | Natural Walnut . . . . . | WNAW |
| Espresso Walnut . . . . . | WESW |                          |      |

**Leg Species**

|                  |     |                   |     |
|------------------|-----|-------------------|-----|
| Ash . . . . .    | A01 | Maple . . . . .   | M01 |
| Cherry . . . . . | C01 | Walnut* . . . . . | W01 |

\*Add \$196 list per table when Walnut legs are specified.

**Leg Finish****Ash**

|                    |      |                   |      |
|--------------------|------|-------------------|------|
| Beach . . . . .    | WBEA | Fog . . . . .     | WFOG |
| Chestnut . . . . . | WCHE | Pebble . . . . .  | WPEB |
| Drift . . . . .    | WDRI | Whisper . . . . . | WWHI |
| Fawn . . . . .     | WFAW |                   |      |

**Cherry**

|                           |      |                           |      |
|---------------------------|------|---------------------------|------|
| Blossom Cherry . . . . .  | WBLC | Java Cherry . . . . .     | WJAC |
| Cordovan Cherry . . . . . | WCNC | Millwork Cherry . . . . . | WMWC |
| Golden Cherry . . . . .   | WGNC |                           |      |

**Maple**

|                         |      |                       |      |
|-------------------------|------|-----------------------|------|
| Caramel Maple . . . . . | WCMM | Sugar Maple . . . . . | WSUM |
| Solar Maple . . . . .   | WSLM |                       |      |

**Walnut**

|                           |      |                          |      |
|---------------------------|------|--------------------------|------|
| Brighton Walnut . . . . . | WBRW | Natural Walnut . . . . . | WNAW |
| Espresso Walnut . . . . . | WESW |                          |      |

**Leg Accent Color****Powder Coat Finishes**

All powder coat finishes in the Versteel offering have been formulated with the use of epoxy, polyester or epoxy and polyester blends to maximize the finish durability.

**Powder Coat Finish Options**

|  |       |
|--|-------|
| Powder Coat – Standard . . . . .           | .n/c  |
| Powder Coat – Premium (Hope) . . . . .     | \$165 |
| Powder Coat – Premium (Platinum) . . . . . | \$488 |

**Powder Coat Colors**

|                          |      |                                   |      |
|--------------------------|------|-----------------------------------|------|
| Alloy . . . . .          | PALY | Mint . . . . .                    | PMNT |
| Amethyst . . . . .       | PAME | Navy . . . . .                    | PNAV |
| Anthracite . . . . .     | PANT | Nimbus . . . . .                  | PNIM |
| Black Anodized . . . . . | PBLA | Nutmeg . . . . .                  | PNUT |
| Bronze . . . . .         | PBRO | ◆ Pacific . . . . .               | PPAC |
| Calypso . . . . .        | PCAL | Pearl . . . . .                   | PPEA |
| Carbon . . . . .         | PCAR | Pebble . . . . .                  | PPEB |
| Champagne . . . . .      | PCHA | ◆ Platinum . . . . .              | PPLA |
| Coconut . . . . .        | PCOC | Poppy . . . . .                   | PPOP |
| ◆ Copper . . . . .       | PCOP | ◆ Raven . . . . .                 | PRAV |
| Crimson . . . . .        | PCRI | Royal . . . . .                   | PROY |
| ◆ Crystal . . . . .      | PCRY | Seaside . . . . .                 | PSEA |
| Daffodil . . . . .       | PDAF | Shipyard . . . . .                | PSHI |
| Ebony . . . . .          | PEBO | Silver . . . . .                  | PSIL |
| Forest . . . . .         | PFOR | Snow . . . . .                    | PSNO |
| Fossil . . . . .         | PFOS | Stone . . . . .                   | PSTO |
| ◆ Garnet . . . . .       | PGAR | Storm . . . . .                   | PSTM |
| ◆ Gold . . . . .         | PGOL | Terra Cotta . . . . .             | PTEC |
| Graphite . . . . .       | PGRA | Whisper . . . . .                 | PWHI |
| ◆ Hope . . . . .         | PHOP | White Linen . . . . .             | PWHL |
| Kelly Green . . . . .    | PKEG | Powder Coat Alternative . . . . . | OPA  |
| ◆ Matte . . . . .        | PMAT |                                   |      |
| Mica . . . . .           | PMIC |                                   |      |

**Transparent Powder Coats (indicated by ◆)**

Please note that the transparent characteristics of these powders allow all natural welds and textures inherent to raw steel to be visible.

**Premium Powder Coats (indicated by ◆)**

Versteel's premium process uses specially formulated powder coats for a truly unique color palette.

**Chrome**

Versteel applies a deep luster chrome plated finish. Chrome is the most durable finish available. Specify Chrome and add \$165 list per table.

Chrome . . . . . ECHR

**Nickel**

Versteel applies a nickel plated finish with a clear coat applied for durability. Specify Nickel and add \$223 list per table.

Nickel . . . . . ENKL

**Finish Reference & Samples**

For finish color reference, please refer to our website. Contact Versteel Customer Service to receive actual color samples for color matches and final color approval.

**Special Laminate****Call for quotation**

Specify code **TSP** (*Special Laminate*), indicate the quoted charges per table

Special laminates and patterns can be specified as an option. To specify, contact Versteel for availability and pricing.

**NOTE** LAMINATES IN STANDARD COLORS AND TEXTURES FROM FORMICA, NEVAMAR, PIONITE AND WILSONART ARE STANDARD

**CAUTION** LAMINATE MANUFACTURERS CHANGE STANDARD OFFERINGS FREQUENTLY, MAKING IT POSSIBLE A STANDARD PRODUCT CAN BECOME UNAVAILABLE. VERSTEEL CANNOT BE RESPONSIBLE FOR ANY INCONVENIENCE THIS MAY CAUSE.

**Custom PVC Color Match****Call for quotation / one time charge per color, per order**

Specify code **OCF** (*Custom PVC Color Match*), add cost from Versteel quotation

PVC Color Match can be the selection of a color that is available from a Versteel supplier or a new custom color developed for the order. Minimum footage requirements mean that the amount of material needed for your order will effect the cost.

For PVC Color Matching you must supply a color reference sample. Versteel will review the sample for possible existing colors available and send a sample for customer approval. If no color match exists, a custom match will be developed and sampled for customer approval before a production schedule is established.

**Powder Coat Alternative****Call for quotation**

Specify code **OPA** (*Powder Coat Alternative*), add cost from Versteel quotation

Powder Coat Alternative is available from Versteel. The entire RAL color reference along with hundreds of other color and finishes are available.

For Powder Coat Alternative matching, you must supply a color reference sample, or an RAL number. Versteel will review the sample for possible existing colors available and send a sample for customer approval. If no color match exists a custom match can be developed. Call Versteel Customer Service for associated upcharges on custom color development.

**Stain Finish Match****\$996 / one time charge per finish, per order**

Specify code **OSM** (*Stain Finish Match*), add \$996.00 list per finish, per order

Alternative Stain Finishes are available for veneer and wood edged tops.

For Stain Finish Matching you must supply two 4" x 4" finish color and grain reference samples. An expertly finish matched sample will be provided for customer approval.

**Veneer and Wood Edge Alternatives****Call for quotation**

For veneer and wood edge requirements other than the standard plain sliced Ash, Cherry, Maple and Walnut, contact Versteel Customer Service. Versteel is adept at working with a host of domestic and exotic materials. From inlays, figures, pie cuts and special edge profiles, to custom fill levels and sheens, each top is created using the best of technology and old world craftsmanship. The items you only imagined or expected to only be available from a millwork shop are now just another part of your Versteel order. Call Versteel Customer Service for availability and quotation.

**Wood Finish Alternatives****Call for quotation**

When veneer tables are required to have a finish other than the standard natural grain fill level finish appearance, semi-filled or full-filled finishes are available by requesting a quote from Versteel. Call Versteel Customer Service for availability and quotation.

**Table Top and Edge Alternatives**

Table tops and/or edges can be produced in alternative materials if desired. Contact Versteel Customer Service for pricing and availability.

**Alternate Core Construction**

Alternate core constructions are available, including medium density fiberboard (MDF), and cores that contain no urea formaldehyde. Contact Versteel Customer Service for pricing and availability.

**NOTE** CUSTOMS OR ALTERNATIVES MAY AFFECT STANDARD PRODUCTION SCHEDULES

**Plastic Legway****\$19 / set of 2**

Specify code **WAL** (Black Plastic Legway), add \$19.00 list per set of two

Black plastic legways are installed in the top and the bottom of one leg when a power and/or data option is selected on the table. Additional legway managers can be added to the table by selecting code WAL and adding \$16 list each set.

**Top Custom Cutout****\$120 / cutout**

Specify code **TCC** (Top Custom Cutout), add \$120.00 list per cutout

Top Custom Cutout requires a drawing for production and is subject to approvals.

**V Charge Wireless Charging**

Wireless charging pads for phones and tablets with built-in Qi wireless charging. Pads are surface mounted into the table top.



**Option Code**

VWC1 \$307 list

**SPECIFICATIONS**

- 10 Watt fast charge wireless charging unit embedded in table top
- Soft touch cover plate with V Charge logo
- Surface mounted
- 6' power supply included

**Unit Color**

|     |       |     |
|-----|-------|-----|
| BLK | Black | n/c |
| WHT | White | n/c |

**NOTE** VWC1 UNITS CAN BE LINKED, CONTACT VERSTEEL CUSTOMER SERVICE FOR MORE INFORMATION

**Option Code**

VWC2 \$394 list

**SPECIFICATIONS**

- 15 watt fast charge wireless charging unit embedded in table top
- Soft touch cover plate with V Charge logo
- Surface mounted
- 5' power supply included

**Unit Color**

|     |       |     |
|-----|-------|-----|
| BLK | Black | n/c |
| WHT | White | n/c |

**Eclipse**

Soft touch finish brings a hint of play to any fashionable work environment. Three port options. Mounts in surface.



**SPECIFICATIONS**

- Hole mount is 4.5" diameter

**Model Description**

|          |   |            |
|----------|---|------------|
| ECL-IP3X | Three (3) power                                       | \$437 list |
| ECL-IP2U | Two (2) power and one (1) dual port USB A + C charger | \$515 list |

**Unit Color**

|     |                           |     |
|-----|---------------------------|-----|
| STB | Soft Touch Black Plastic  | n/c |
| STG | Soft Touch Green Plastic  | n/c |
| STO | Soft Touch Orange Plastic | n/c |
| STW | Soft Touch White Plastic  | n/c |

**Cord Length**

|     |                         |            |
|-----|-------------------------|------------|
| 72  | 72" cord length, black  | n/c        |
| 120 | 120" cord length, black | \$ 21 list |

**Model Example:** ECL-IP2U-STB-72

**Hemisphere**

Soft touch finish brings a hint of play to any fashionable work environment. Three port options. Mounts in surface.



**SPECIFICATIONS**

- Hole mount is 3" diameter

**Model Description**

|          |   |            |
|----------|---|------------|
| HEM-IP3X | Three (3) power                                       | \$315 list |
| HEM-IP2U | Two (2) power and one (1) dual port USB A + C charger | \$390 list |

**Unit Color**

|     |                           |     |
|-----|---------------------------|-----|
| STB | Soft Touch Black Plastic  | n/c |
| STG | Soft Touch Green Plastic  | n/c |
| STO | Soft Touch Orange Plastic | n/c |
| STW | Soft Touch White Plastic  | n/c |

**Cord Length**

|     |                         |            |
|-----|-------------------------|------------|
| 72  | 72" cord length, black  | n/c        |
| 120 | 120" cord length, black | \$ 21 list |

**Model Example:** HEM-IP2U-STB-72

**Axil Z IP** (Individually Powered)

Constructed out of anodized aluminum with a painted, steel faceplate, Axil Z is a robust, scalable and customizable power/data solution.


**SPECIFICATIONS**

- Mounts flat, sitting just above worksurface
- Requires cutout in worksurface
- Includes a voice/data adapter kit to accept couplers and jacks when required
- Fits in tops 3/4" to 1 3/4" thick

| Model      | Description                               |            |
|------------|---|------------|
| AXZ-IP-2-0 | Two (2) power and no data                 | \$416 list |
| AXZ-IP-2-2 | Two (2) power and two (2) add'l ports     | \$426 list |
| AXZ-IP-2-4 | Two (2) power and four (4) add'l ports    | \$435 list |
| AXZ-IP-2-6 | Two (2) power and six (6) add'l ports     | \$445 list |
| AXZ-IP-3-1 | Three (3) power and one (1) add'l port    | \$441 list |
| AXZ-IP-3-3 | Three (3) power and three (3) add'l ports | \$450 list |
| AXZ-IP-3-5 | Three (3) power and five (5) add'l ports  | \$459 list |
| AXZ-IP-4-0 | Four (4) power and no add'l ports         | \$548 list |
| AXZ-IP-4-2 | Four (4) power and two (2) add'l ports    | \$556 list |
| AXZ-IP-4-4 | Four (4) power and four (4) add'l ports   | \$563 list |

**Unit Color**

|      |                                      |            |
|------|--------------------------------------|------------|
| MWCA | Matte White Faceplate, Clear Al Trim | n/c        |
| MBCA | Matte Black Faceplate, Clear Al Trim | n/c        |
| MSCA | Matte Storm Faceplate, Clear Al Trim | n/c        |
| MFCA | Matte Fog Faceplate, Clear Al Trim   | n/c        |
| GWCA | Gloss White Faceplate, Clear Al Trim | n/c        |
| GBCA | Gloss Black Faceplate, Clear Al Trim | n/c        |
| SVCA | Silver Faceplate, Clear Al Trim      | n/c        |
| MWBA | Matte White Faceplate, Black Trim    | \$143 list |
| MBBA | Matte Black Faceplate, Black Trim    | \$143 list |
| MSBA | Matte Storm Faceplate, Black Trim    | \$143 list |
| MFBA | Matte Fog Faceplate, Black Trim      | \$143 list |
| GWBA | Gloss White Faceplate, Black Trim    | \$143 list |
| GBBA | Gloss Black Faceplate, Black Trim    | \$143 list |
| SVBA | Silver Faceplate, Black Trim         | \$143 list |

**Cord Length**

|     |                         |            |
|-----|-------------------------|------------|
| 72  | 72" cord length, black  | n/c        |
| 120 | 120" cord length, black | \$ 21 list |

**USB Charging Options** (Total cannot exceed 80 watts)

|      |   |             |
|------|---|-------------|
| UAC  | One (1) USB A + C charging module (requires one (1) add'l port)               | \$121 list  |
| UAC2 | Two (2) USB A + C charging modules (requires two (2) add'l ports)             | \$304 list  |
| UC   | One (1) high power smart dual USB C charging module (requires (1) add'l port) | \$ 324 list |

**Data Option** (Each data jack requires 1 open port)

|    |                                       |             |
|----|---------------------------------------|-------------|
| DA | Cat6 RJ45 data jack w/ 10' patch cord | \$ 97 list  |
| HD | HDMI jack                             | \$ 110 list |
| MS | 3.5mm mini-stereo audio jack          | \$ 32 list  |
| US | USB passive jack                      | \$ 71 list  |
| VG | VGA jack, 15 pin                      | \$ 137 list |
| VO | Cat3 RJ11 voice jack w/ 7' patch cord | \$ 45 list  |

**Ellora IP** (Individually Powered)

Anodized aluminum construction and smart design keep cable clutter out of sight.



**NOTE** ELLORA UNITS ARE NOT RECOMMENDED ON TILTING TABLES

**SPECIFICATIONS**

- Includes a voice/data adapter kit to accept couplers and jacks when required
- Fits in tops 3/4" to 1 3/4" thick
- Requires cutout in worksurface

| Model      | Description                               |            |
|------------|---|------------|
| ELL-IP-2-0 | Two (2) power and no data                 | \$652 list |
| ELL-IP-2-2 | Two (2) power and two (2) add'l ports     | \$665 list |
| ELL-IP-2-4 | Two (2) power and four (4) add'l ports    | \$672 list |
| ELL-IP-2-6 | Two (2) power and six (6) add'l ports     | \$688 list |
| ELL-IP-3-1 | Three (3) power and one (1) add'l port    | \$682 list |
| ELL-IP-3-3 | Three (3) power and three (3) add'l ports | \$694 list |
| ELL-IP-3-5 | Three (3) power and five (5) add'l ports  | \$705 list |
| ELL-IP-4-0 | Four (4) power and no add'l ports         | \$848 list |
| ELL-IP-4-2 | Four (4) power and two (2) add'l ports    | \$858 list |
| ELL-IP-4-4 | Four (4) power and four (4) add'l ports   | \$871 list |

**Unit Color**

|       |  |            |
|-------|--|------------|
| SAAWT | Silver Anodized Aluminum with White Trim | n/c        |
| SAABT | Silver Anodized Aluminum with Black Trim | n/c        |
| BAABT | Black Anodized Aluminum with Black Trim  | \$205 list |

**Cord Length**

|     |                         |            |
|-----|-------------------------|------------|
| 72  | 72" cord length, black  | n/c        |
| 120 | 120" cord length, black | \$ 21 list |

**USB Charging Options** (Total cannot exceed 80 watts)

|      |   |             |
|------|---|-------------|
| UAC  | One (1) USB A + C charging module (requires one (1) add'l port)               | \$151 list  |
| UAC2 | Two (2) USB A + C charging modules (requires two (2) add'l ports)             | \$304 list  |
| UC   | One (1) high power smart dual USB C charging module (requires (1) add'l port) | \$ 324 list |

**Data Option** (Each data jack requires 1 open port)

|    |                                       |             |
|----|---------------------------------------|-------------|
| DA | Cat6 RJ45 data jack w/ 10' patch cord | \$ 97 list  |
| HD | HDMI jack                             | \$ 110 list |
| MS | 3.5mm mini-stereo audio jack          | \$ 32 list  |
| US | USB passive jack                      | \$ 71 list  |
| VG | VGA jack, 15 pin                      | \$ 137 list |
| VO | Cat3 RJ11 voice jack w/ 7' patch cord | \$ 45 list  |

**Model Example: ELL-IP-4-4-SAABT-72-UC-DA-DA-HD**

**NOTE** ROUND AND SQUARE TABLES WILL ONLY ACCOMMODATE UNITS WITH UP TO FOUR (4)

PORTS

**Mho IP (Individually Powered)**

Retractable and durably constructed. Highly functional with a fluid, one touch door that remains open during use.



**SPECIFICATIONS**

- Fluid, one touch accessibility
- Includes a voice/data adapter kit to accept couplers and jacks when required
- Fits in tops 3/4" to 1 3/4" thick

| Model      | Description                               |            |
|------------|---|------------|
| MHO-IP-2-0 | Two (2) power and no data                 | \$522 list |
| MHO-IP-2-2 | Two (2) power and two (2) add'l ports     | \$531 list |
| MHO-IP-2-4 | Two (2) power and four (4) add'l ports    | \$543 list |
| MHO-IP-2-6 | Two (2) power and six (6) add'l ports     | \$553 list |
| MHO-IP-3-1 | Three (3) power and one (1) add'l port    | \$609 list |
| MHO-IP-3-3 | Three (3) power and three (3) add'l ports | \$622 list |
| MHO-IP-3-5 | Three (3) power and five (5) add'l ports  | \$633 list |
| MHO-IP-4-0 | Four (4) power and no add'l ports         | \$680 list |
| MHO-IP-4-2 | Four (4) power and two (2) add'l ports    | \$689 list |
| MHO-IP-4-4 | Four (4) power and four (4) add'l ports   | \$699 list |

**Unit Color**

|       |  |            |
|-------|--|------------|
| SAABT | Silver Anodized Aluminum with Black Trim | n/c        |
| SAAWT | Silver Anodized Aluminum with White Trim | n/c        |
| SAA   | Silver Anodized Aluminum                 | n/c        |
| BAA   | Black Anodized Aluminum                  | \$192 list |

**Cord Length**

|     |                         |            |
|-----|-------------------------|------------|
| 72  | 72' cord length, black  | n/c        |
| 120 | 120' cord length, black | \$ 19 list |

**USB Charging Options** (Total cannot exceed 80 watts)

|      |   |            |
|------|---|------------|
| UAC  | One (1) USB A + C charging module (requires one (1) add'l port)               | \$142 list |
| UAC2 | Two (2) USB A + C charging modules (requires two (2) add'l ports)             | \$283 list |
| UC   | One (1) high power smart dual USB C charging module (requires (1) add'l port) | \$324 list |

**Data Option** (Each data jack requires 1 open port)









|    |                                       |             |
|----|---------------------------------------|-------------|
| DA | Cat6 RJ45 data jack w/ 10' patch cord | \$ 90 list  |
| HD | HDMI jack                             | \$ 102 list |
| MS | 3.5mm mini-stereo audio jack          | \$ 30 list  |
| US | USB passive jack                      | \$ 66 list  |
| VG | VGA jack, 15 pin                      | \$ 127 list |
| VO | Cat3 RJ11 voice jack w/ 7' patch cord | \$ 42 list  |

**Model Example: MHO-IP-3-3-SAABT-72-U1-DA-DA**

**NOTE** ROUND AND SQUARE TABLES WILL ONLY ACCOMMODATE UNITS WITH UP TO FOUR (4) PORTS



**Questions?**  
800 876 2120

|                       |   |   |   |   |  |
|-----------------------|---|---|---|---|--|
| top > edge >          | Laminate PVC  | Laminate Wood   | Laminate 2mm Acrylic  | Veneer Wood   | Corian®  |
|                       | Flat  | Flat  | Reverse Bevel   | Flat  | Eased  |
| edge ordering code >  | <br><b>LP2R</b>            | <br><b>LW2R</b>            | <br><b>LMRA2R</b> | <br><b>VW2R</b>            | <br><b>CS7R</b> |
| top thickness >       | 1 1/4"  | 1 1/4"  | 1 1/4"  | 1 1/4"  | 1"   |
| edge ordering code >  | Fluted<br><br><b>LPF2R</b> | Fluted<br><br><b>LWF2R</b> |   | Fluted<br><br><b>VWF2R</b> |  |
| top thickness >       | 1 1/4"  | 1 1/4"  |   | 1 1/4"  |  |
| top thickness price > | 1 1/4"  | 1 1/4"  |   | 1 1/4"  | 1"   |

| Base Style | Table Description | Model # | Product Wt |
|------------|-------------------|---------|------------|
|------------|-------------------|---------|------------|



RI

| Base Style | Table Description | Model #             | Product Wt | Laminate PVC | Laminate Wood | Laminate 2mm Acrylic | Veneer Wood | Corian® |
|------------|-------------------|---------------------|------------|--------------|---------------|----------------------|-------------|---------|
|            | 36 Fix            | <b>AORI 36RDFX</b>  | 74         | 2892         |               | 3185                 | 5164        | 4424    |
|            | 42 Fix            | <b>AORI 42RDFX</b>  | 90         | 3166         |               | 3514                 | 5653        | 4829    |
|            | 48 Fix            | <b>AORI 48RDFX</b>  | 106        | 3213         |               | 3666                 | 6128        | 5143    |
|            | 54 Fix            | <b>AORI 54RDFX*</b> | 125        | 4055         |               | 4638                 | 7060        | N/A     |

\*Denotes tables with a center leg

**To Order, Specify...**

- 1 Model Number
- 2 Top Material
- 3 Edge Style and Thickness
- 4 Edge Color
- 5 Leg Species
- 6 Leg Finish
- 7 Leg Accent Color
- 8 Additional Options





**Finish Options**

|                             | <b>Code</b> | <b>Price</b> |
|-----------------------------|-------------|--------------|
| Chrome .....                |             | \$ 165       |
| Nickel .....                |             | \$ 223       |
| Powder Coat, Standard ..... |             | n/c          |
| Powder Coat, Premium .....  |             | \$ 165       |
| Platinum .....              |             | \$ 488       |

**Top Options**

|                                  |     |        |
|----------------------------------|-----|--------|
| Special Laminate .....           | TSP | call   |
| Custom Cutout (per cutout) ..... | TCC | \$ 120 |

**Power + Data Options**

See Pages 41 - 43 or the Power + Data Price List



**Questions?**  
800 876 2120

|   |                        |                        |                         |                        |                   |
|---|------------------------|------------------------|-------------------------|------------------------|-------------------|
| top ><br>edge >   | Laminate<br>PVC        | Laminate<br>Wood       | Laminate<br>2mm Acrylic | Veneer<br>Wood         | Corian®           |
|   | Flat                   | Flat                   | Reverse Bevel           | Flat                   | Eased             |
|   |                        |                        |                         |                        |                   |
| edge ordering code (square corner) ><br>top thickness > | <b>LP2S</b><br>1 1/4"  | <b>LW2S</b><br>1 1/4"  | <b>LMRA2S</b><br>1 1/4" | <b>VW2S</b><br>1 1/4"  | <b>CS7S</b><br>1" |
|   | Fluted                 | Fluted                 |                         | Fluted                 |                   |
|   |                        |                        |                         |                        |                   |
| edge ordering code (square corner) ><br>top thickness > | <b>LPF2S</b><br>1 1/4" | <b>LWF2S</b><br>1 1/4" |                         | <b>VWF2S</b><br>1 1/4" |                   |
| top thickness price >                                   | 1 1/4"                 | 1 1/4"                 | 1 1/4"                  | 1 1/4"                 | 1"                |

| Base Style | Table Description | Model #             | Product Wt | 1 1/4" | 1 1/4" | 1 1/4" | 1"   |
|------------|-------------------|---------------------|------------|--------|--------|--------|------|
| <br>RI     | 36 Fix            | <b>AORI 36SQFX</b>  | 90         | 2951   | 3238   | 5217   | 4482 |
|            | 42 Fix            | <b>AORI 42SQFX</b>  | 109        | 3204   | 3549   | 5686   | 4867 |
|            | 48 Fix            | <b>AORI 48SQFX</b>  | 130        | 3261   | 3698   | 6161   | 5180 |
|            | 54 fix            | <b>AORI 54SQFX*</b> | 154        | 4092   | 4672   | 7094   | N/A  |

\*Denotes tables with a center leg

**To Order, Specify...**

- 1 Model Number
- 2 Top Material
- 3 Edge Style and Thickness
- 4 Edge Color
- 5 Leg Species
- 6 Leg Finish
- 7 Leg Accent Color
- 8 Additional Options



**Finish Options**

|                             | <b>Code</b> | <b>Price</b> |
|-----------------------------|-------------|--------------|
| Chrome .....                |             | \$ 165       |
| Nickel .....                |             | \$ 223       |
| Powder Coat, Standard ..... |             | n/c          |
| Powder Coat, Premium .....  |             | \$ 165       |
| Platinum .....              |             | \$ 488       |

**Top Options**

|                                  |     |        |
|----------------------------------|-----|--------|
| Special Laminate .....           | TSP | call   |
| Custom Cutout (per cutout) ..... | TCC | \$ 120 |

**Power + Data Options**


See Pages 41 - 43 or the Power + Data Price List



**Questions?**

800 876 2120

|   |                        |                        |                         |                        |
|---|------------------------|------------------------|-------------------------|------------------------|
| top ><br>edge >   | Laminate<br>PVC        | Laminate<br>Wood       | Laminate<br>2mm Acrylic | Veneer<br>Wood         |
|   | Flat                   | Flat                   | Reverse Bevel           | Flat                   |
|   |                        |                        |                         |                        |
| edge ordering code (square corner) ><br>top thickness > | <b>LP2S</b><br>1 1/4"  | <b>LW2S</b><br>1 1/4"  | <b>LMRA2S</b><br>1 1/4" | <b>VW2S</b><br>1 1/4"  |
|   | Fluted                 | Fluted                 |                         | Fluted                 |
|   |                        |                        |                         |                        |
| edge ordering code (square corner) ><br>top thickness > | <b>LPF2S</b><br>1 1/4" | <b>LWF2S</b><br>1 1/4" |                         | <b>VWF2S</b><br>1 1/4" |
| top thickness price >                                   | 1 1/4"                 | 1 1/4"                 | 1 1/4"                  | 1 1/4"                 |

| Base Style  | Table Description | Model #               | Product Wt |      |      |      |
|---|-------------------|-----------------------|------------|------|------|------|
| <br>RI | 30 x 48 Fix       | <b>AORI 3048REFX</b>  | 93         | 3061 | 3357 | 5039 |
|   | 30 x 60 Fix       | <b>AORI 3060REFX</b>  | 107        | 3246 | 3587 | 5257 |
|   | 30 x 72 Fix       | <b>AORI 3072REFX</b>  | 121        | 3449 | 3871 | 5556 |
|   | 30 x 84 Fix       | <b>AORI 3084REFX*</b> | 136        | 4336 | 4778 | 6720 |
|   | 30 x 96 Fix       | <b>AORI 3096REFX*</b> | 150        | 4417 | 4937 | 7395 |
|   | 36 x 48 Fix       | <b>AORI 3648REFX</b>  | 110        | 3182 | 3517 | 5439 |
|   | 36 x 60 Fix       | <b>AORI 3660REFX</b>  | 129        | 3353 | 3732 | 5561 |
|   | 36 x 72 Fix       | <b>AORI 3672REFX</b>  | 150        | 3636 | 4093 | 5732 |
|   | 36 x 84 Fix       | <b>AORI 3684REFX*</b> | 169        | 4496 | 4979 | 7034 |
|   | 36 x 96 Fix       | <b>AORI 3696REFX*</b> | 189        | 4631 | 5186 | 7930 |
|   | 42 x 72 Fix       | <b>AORI 4272REFX*</b> | 167        | 4425 | 4869 | 7523 |
|   | 42 x 84 Fix       | <b>AORI 4284REFX*</b> | 188        | 4865 | 5401 | 8106 |
|   | 42 x 96 Fix       | <b>AORI 4296REFX*</b> | 210        | 5006 | 5611 | 8746 |
|   | 48 x 96 Fix       | <b>AORI 4896REFX*</b> | 232        | 5047 | 5691 | 8886 |

\*Denotes tables with a center leg

**To Order, Specify...**

- 1 Model Number
- 2 Top Material
- 3 Edge Style and Thickness
- 4 Edge Color
- 5 Leg Species
- 6 Leg Finish
- 7 Leg Accent Color
- 8 Additional Options



**Finish Options**

|                             | <b>Code</b> | <b>Price</b> |
|-----------------------------|-------------|--------------|
| Chrome .....                |             | \$ 165       |
| Nickel .....                |             | \$ 223       |
| Powder Coat, Standard ..... |             | n/c          |
| Powder Coat, Premium .....  |             | \$ 165       |
| Platinum .....              |             | \$ 488       |

**Top Options**

|                                  |     |        |
|----------------------------------|-----|--------|
| Special Laminate .....           | TSP | call   |
| Custom Cutout (per cutout) ..... | TCC | \$ 120 |

**Power + Data Options**

See Pages 41 - 43 or the Power + Data Price List

**Tops**

Brattice tables are available in various top shapes and sizes, in laminate or veneer with a 1 1/4" or 1 3/4" edge thickness. Larger top sizes are standard with a 1 3/4" edge thickness.

**Bases**

Numerous base styles including X1, X1S, X4, D1, D1S, T1 and T2 are available. Many are offered with fixed, folding, tilt and slim-tilt functions.

**Table Heights**

Round and square tables are standard in 29" or 42" table heights. Additional top shapes are standard in 29" table height.

**Features + Options**

Tables are standard with nylon adjustable glides. Optional casters and table link are available where applicable.

**Power + Data**

To complete your specification, power and data along with wire management options can be added to your table. Refer to the Power + Data Price List.

**NOTE** EXCLUSIONS REGARDING EDGE THICKNESS, BASE FUNCTIONS AND HEIGHT MAY APPLY, REFER TO INDIVIDUAL PRICING PAGES FOR COMPLETE PRODUCT OFFERING

**Laminate and Veneer, Standard Core Construction**

The standard top construction consists of 45-50 lb particleboard, surfaced with a high pressure laminate or plain sliced veneer face. A backer sheet is laminated to the underside of the top. Tops are shipped pre-drilled for field installation of bases and accessories.



**PVC Flat or Fluted Edge**

Edge of 2mm PVC hot melt banded to the top with 1/8" radius at the top and bottom. Available with 1 1/2" radius corners or square corners.



Offered in twenty-one (21) standard colors.



**Convex T-Mold Edge**

Edge of 5/16" thick solid vinyl convex t-mold with 1 1/2" radius corners.

Offered in four (4) standard colors.



**Wood Flat or Fluted Edge**

Wood banding hot melt banded to the top with 1/8" radius at the top and bottom. Available with 1 1/2" radius corners or square corners.



Offered in Ash, Cherry, Maple or Walnut materials.



**Bumper Edge**

Exposed ply core banding with rubberized 5/8" width bumper in the center of profile. Corners with 1 1/2" radius are available on tables with 1 1/4" edge thickness.

Offered in black bumper standard color.



**Reverse Bevel Acrylic**

Edge of 2mm acrylic edge banding hot melt banded to MDF core. A reverse bevel is then cut into the edge exposing the MDF on the reverse bevel. The MDF is then clear coated.



**Wood Square or Fluted Edge**

Edge of 1 1/4" wide solid wood with softened top and bottom edges, and square, softened mitered corners.



Offered in Ash, Cherry, Maple or Walnut materials.



**Wood Bullnose Edge**

Edge of 1 1/4" wide solid wood with a full bullnose edge, and 1" radius mitered corners.



Offered in Ash, Cherry, Maple or Walnut materials.

**Shipping Schedule**

**Standard Items**

|                              |           |
|------------------------------|-----------|
| Laminate, Convex T-Mold Edge | 3-5 WEEKS |
| Laminate, PVC Edge           | 3-5 WEEKS |
| Laminate, Wood Edge          | 3-5 WEEKS |
| Veneer, Wood Edge            | 6-8 WEEKS |

Contact Versteel Customer Service for special lead time requests.

**BIFMA**

All Versteel products are constructed to pass the relevant ANSI/BIFMA standards. For more detailed specifications by series and base style, contact Versteel Customer Service at 800.876.2120.

Additional information regarding warranty, terms and conditions, shipping, care and maintenance, etc. can be found in the All Tables price list.

**To Order, Specify...**

- 1 Model Number, include top and edge style
- 2 Top Material
  - a. Laminate manufacturer and color
  - b. Veneer species and finish color
- 3 Edge Color
- 4 Base Color
- 5 Additional Options



A **BRT12460REFX LP2S** is a Brattice series 24" x 60" rectangle table with fixed bases, a laminate 1 1/2" thick top with a PVC edge and square corners.

The codes **TW D25-60 / CSNO / PSNO** specify a Wilsonart D25-60 Atlantis laminate, Snow PVC and Snow bases.

**Model Number** **BRT12460REFX LP2S**



**Orders may be sent via**

**Mailing Address**  
Versteel  
2332 Cathy Lane  
Jasper IN 47546

**Contact Versteel**

**Email** contact@versteel.com  
**Phone** 800 876 2120  
812 634 2120  
**Fax** 812 482 9318



**Laminate**

Versteel's standard offering of laminates includes over 900 laminates from Formica, Nevamar, Pionite and Wilsonart.

Laminate manufacturers change standard offerings frequently, making it possible a standard product can become unavailable. Versteel cannot be responsible for any inconvenience this may cause.

**Veneer**

Brattice tables are available with plain sliced Ash, Cherry, Maple and Walnut veneers.

**Veneer Species**

|                  |      |                  |      |
|------------------|------|------------------|------|
| Ash . . . . .    | AP01 | Maple. . . . .   | MP01 |
| Cherry . . . . . | CP01 | Walnut . . . . . | WP01 |

**Veneer Finish**

**Ash**

|                   |      |                   |      |
|-------------------|------|-------------------|------|
| Beach. . . . .    | VBEA | Fog . . . . .     | VFOG |
| Chestnut. . . . . | VCHE | Pebble . . . . .  | VPEB |
| Drift . . . . .   | VDRI | Whisper . . . . . | VWHI |
| Fawn . . . . .    | VFAW |                   |      |

**Cherry**

|                           |      |                          |      |
|---------------------------|------|--------------------------|------|
| Blossom Cherry . . . . .  | VBLC | Java Cherry. . . . .     | VJAC |
| Cordovan Cherry . . . . . | VCNC | Millwork Cherry. . . . . | VMWC |
| Golden Cherry . . . . .   | VGNC |                          |      |

**Maple**

|                         |      |                       |      |
|-------------------------|------|-----------------------|------|
| Caramel Maple . . . . . | VCMM | Sugar Maple . . . . . | VSUM |
| Solar Maple. . . . .    | VSLM |                       |      |

**Walnut**

|                           |      |                         |      |
|---------------------------|------|-------------------------|------|
| Brighton Walnut . . . . . | VBRW | Natural Walnut. . . . . | VNAW |
| Espresso Walnut. . . . .  | VESW |                         |      |

**PVC Edge Colors**

|                           |      |                            |      |
|---------------------------|------|----------------------------|------|
| Absolute Acajou . . . . . | CABA | Nimbus. . . . .            | CNIM |
| Alloy. . . . .            | CALY | Pearl . . . . .            | CPEA |
| Carbon. . . . .           | CCAR | Platinum. . . . .          | CPLA |
| Champagne . . . . .       | CCHA | Pralines & Cream . . . . . | CPRC |
| Coconut . . . . .         | CCOC | Shadow . . . . .           | CSHA |
| Ebony. . . . .            | CEBO | Snow . . . . .             | CSNO |
| Florence Walnut . . . . . | CFLW | Stone . . . . .            | CSTO |
| Fossil . . . . .          | CFOS | Storm. . . . .             | CSTM |
| Graphite . . . . .        | CGRA | Whisper . . . . .          | CWHI |
| Grey. . . . .             | CGRE | White Linen . . . . .      | CWHL |
| Kensington Maple. . . . . | CKEM |                            |      |

**T-Mold Edge Colors**

|                    |      |                 |      |
|--------------------|------|-----------------|------|
| Ebony. . . . .     | TEBO | Nimbus. . . . . | TNIM |
| Graphite . . . . . | TGRA | Storm. . . . .  | TSTM |

**Wood Edge Species**

|                  |     |                  |     |
|------------------|-----|------------------|-----|
| Ash . . . . .    | A01 | Maple. . . . .   | M01 |
| Cherry . . . . . | C01 | Walnut . . . . . | W01 |

**Wood Edge Finishes**

**Ash**

|                   |      |                   |      |
|-------------------|------|-------------------|------|
| Beach. . . . .    | WBEA | Fog . . . . .     | WFOG |
| Chestnut. . . . . | WCHE | Pebble . . . . .  | WPEB |
| Drift . . . . .   | WDRI | Whisper . . . . . | WWHI |
| Fawn . . . . .    | WFAW |                   |      |

**Cherry**

|                           |      |                          |      |
|---------------------------|------|--------------------------|------|
| Blossom Cherry . . . . .  | WBLC | Java Cherry. . . . .     | WJAC |
| Cordovan Cherry . . . . . | WCNC | Millwork Cherry. . . . . | WMWC |
| Golden Cherry . . . . .   | WGNC |                          |      |

**Maple**

|                         |      |                       |      |
|-------------------------|------|-----------------------|------|
| Caramel Maple . . . . . | WCMM | Sugar Maple . . . . . | WSUM |
| Solar Maple. . . . .    | WSLM |                       |      |

**Walnut**

|                           |      |                         |      |
|---------------------------|------|-------------------------|------|
| Brighton Walnut . . . . . | WBRW | Natural Walnut. . . . . | WNAW |
| Espresso Walnut. . . . .  | WESW |                         |      |

**Studio Steel®**

Versteel's "urban fabrication" process leaves the telltale signs of welding and assembly on the surface, highlighting a manufacturing aesthetic. Choosing a clear or transparent powder coat is recommended, allowing tonal striations (created as a result of extreme heat), natural textures, and the inherent qualities of raw steel to show through.

Studio Steel Process . . . . . \$165

**Powder Coat Finishes**

All powder coat finishes in the Versteel offering have been formulated with the use of epoxy, polyester or epoxy and polyester blends to maximize the finish durability.

**Powder Coat Finish Options**

Powder Coat – Standard . . . . . n/c  
 Powder Coat – Premium (Hope) . . . . . \$165  
 Powder Coat – Premium (Platinum) . . . . . \$488

**Powder Coat Colors**

|                          |       |                                   |       |
|--------------------------|-------|-----------------------------------|-------|
| Alloy . . . . .          | .PALY | Mint . . . . .                    | .PMNT |
| Amethyst . . . . .       | .PAME | Navy . . . . .                    | .PNAV |
| Anthracite . . . . .     | .PANT | Nimbus . . . . .                  | .PNIM |
| Black Anodized . . . . . | .PBLA | Nutmeg . . . . .                  | .PNUT |
| Bronze . . . . .         | .PBRO | ◆ Pacific . . . . .               | .PPAC |
| Calypso . . . . .        | .PCAL | Pearl . . . . .                   | .PPEA |
| Carbon . . . . .         | .PCAR | Pebble . . . . .                  | .PPEB |
| Champagne . . . . .      | .PCHA | Ⓟ Platinum . . . . .              | .PPLA |
| Coconut . . . . .        | .PCOC | Poppy . . . . .                   | .PPOP |
| ◆ Copper . . . . .       | .PCOP | ◆ Raven . . . . .                 | .PRAV |
| Crimson . . . . .        | .PCRI | Royal . . . . .                   | .PROY |
| ◆ Crystal . . . . .      | .PCRY | Seaside . . . . .                 | .PSEA |
| Daffodil . . . . .       | .PDAF | Shipyards . . . . .               | .PSHI |
| Ebony . . . . .          | .PEBO | Silver . . . . .                  | .PSIL |
| Forest . . . . .         | .PFOR | Snow . . . . .                    | .PSNO |
| Fossil . . . . .         | .PFOS | Stone . . . . .                   | .PSTO |
| ◆ Garnet . . . . .       | .PGAR | Storm . . . . .                   | .PSTM |
| ◆ Gold . . . . .         | .PGOL | Terra Cotta . . . . .             | .PTEC |
| Graphite . . . . .       | .PGRA | Whisper . . . . .                 | .PWHI |
| Ⓟ Hope . . . . .         | .PHOP | White Linen . . . . .             | .PWHL |
| Kelly Green . . . . .    | .PKEG | Powder Coat Alternative . . . . . | .OPA  |
| ◆ Matte . . . . .        | .PMAT |                                   |       |
| Mica . . . . .           | .PMIC |                                   |       |

**Transparent Powder Coats (indicated by ◆)**

Please note that the transparent characteristics of these powders allow all natural welds and textures inherent to raw steel to be visible. Not available for application on flat sheet metal surfaces found on Brattice disc bases or Form Modesty panels.

**Premium Powder Coats (indicated by Ⓟ)**

Versteel's premium process uses specially formulated powder coats for a truly unique color palette.

**Chrome**

Versteel applies a deep luster chrome plated finish. Chrome is the most durable finish available. Specify Chrome and add \$165 list per table.

Chrome . . . . . ECHR

**NOTE** DISC BASES ARE NOT AVAILABLE IN CHROME

**Nickel**

Versteel applies a nickel plated finish with a clear coat applied for durability. Specify Nickel and add \$223 list per table.

Nickel . . . . . ENKL

**NOTE** DISC BASES ARE NOT AVAILABLE IN NICKEL

**Finish Reference & Samples**

For finish color reference, please refer to our website. Contact Versteel Customer Service to receive actual color samples for color matches and final color approval.

**Special Laminate****Call for quotation**

Specify code **TSP** (Special Laminate), indicate the quoted charges per table

Special laminates and patterns can be specified as an option. To specify, contact Versteel Customer Service for availability and pricing.

**NOTE** LAMINATES IN STANDARD COLORS AND TEXTURES FROM FORMICA, NEVAMAR, PIONITE AND WILSONART ARE STANDARD

**CAUTION** LAMINATE MANUFACTURERS CHANGE STANDARD OFFERINGS FREQUENTLY, MAKING IT POSSIBLE A STANDARD PRODUCT CAN BECOME UNAVAILABLE. VERSTEEL CANNOT BE RESPONSIBLE FOR ANY INCONVENIENCE THIS MAY CAUSE.

**Custom PVC Color Match****Call for quotation / one time charge per color, per order**

Specify code **OCP** (Custom PVC Color Match), add cost from Versteel quotation

PVC Color Match can be the selection of a color that is available from a Versteel supplier or a new custom color developed for the order. Minimum footage requirements mean that the amount of material needed for your order will effect the cost.

For PVC Color Matching you must supply a color reference sample. Versteel will review the sample for possible existing colors available and send a sample for customer approval. If no color match exists, a custom match will be developed and sampled for customer approval before a production schedule is established.

**Custom T-Mold Color Match****Call for quotation / one time charge per color, per order**

Specify code **OCT** (Custom T-Mold Color Match), add cost from Versteel quotation

T-Mold Color Match can be the selection of a color that is available from a Versteel supplier or a new custom color developed for the order. Minimum footage requirements mean that the amount of material needed for your order will effect the cost.

For T-Mold Color Matching you must supply a color reference sample. Versteel will review the sample for possible existing colors available and send a sample for customer approval. If no color match exists, a custom match will be developed and sampled for customer approval before a production schedule is established.

**Powder Coat Alternative****Call for quotation**

Specify code **OPA** (Powder Coat Alternative), add cost from Versteel quotation

Powder Coat Alternative is available from Versteel. The entire RAL color reference along with hundreds of other color and finishes are available.

For Powder Coat Alternative matching, you must supply a color reference sample, or an RAL number. Versteel will review the sample for possible existing colors available and send a sample for customer approval. If no color match exists a custom match can be developed. Call Versteel Customer Service for associated upcharges on custom color development.

**Stain Finish Match**

\$996 / one time charge per finish, per order

Specify code **OSM** (Stain Finish Match), add \$996.00 list per finish, per order

Alternative Stain Finishes are available for veneer and wood edged tops.

For Stain Finish Matching you must supply two 4" x 4" finish color and grain reference samples. An expertly finish matched sample will be provided for customer approval.

**Veneer and Wood Edge Alternatives****Call for quotation**

For veneer and wood edge requirements other than the standard plain sliced Ash, Cherry, Maple and Walnut, contact Versteel Customer Service. Versteel is adept at working with a host of domestic and exotic materials. From inlays, figures, pie cuts and special edge profiles, to custom fill levels and sheens, each top is created using the best of technology and old world craftsmanship. The items you only imagined or expected to only be available from a millwork shop are now just another part of your Versteel order. Call Versteel Customer Service for availability and quotation.

**Wood Finish Alternatives****Call for quotation**

When veneer tables are required to have a finish other than the standard natural grain fill level finish appearance, semi-filled or full-filled finishes are available by requesting a quote from Versteel. Call Versteel Customer Service for availability and quotation.

**Table Top and Edge Alternatives**

Table tops and/or edges can be produced in alternative materials if desired. Contact Versteel Customer Service for pricing and availability.

**Alternate Core Construction**

Alternate core constructions are available, including medium density fiberboard (MDF), and cores that contain no urea formaldehyde. Contact Versteel Customer Service for pricing and availability.

**NOTE** CUSTOMS OR ALTERNATIVES MAY AFFECT STANDARD PRODUCTION SCHEDULES

**Adjustable Height - Motorized**
**\$2406 / table**

Specify code **BAM** (Adjustable Height - Motorized), add \$2406.00 list per table

Motorized tables adjust electrically from 26 ¾" to 42" table height by operating the keypad control. Motorized height adjustment is available for tables with regular T1 or cantilevered TC bases. Tops shapes include: rectangle, split rectangle, oval, split ellipse, boatshape or racetrack up to 36" x 96". (Shown with split ellipse.) Motorized bases include stretcher rails.



**NOTE** CABLE COIL AND CABLE HOOKS ARE THE ONLY TWO LEGWAY OPTIONS AVAILABLE.

**Adjustability with four programmable height settings**

(Travel time between lowest and highest position: 18 secs.)

**NOTE** REQUIRES STANDARD 110/120V AC ELECTRICAL OUTLET

**Adjustable Height - Pin**
**\$221 / table**

Specify code **BAP** (Adjustable Height - Pin), add \$221.00 list per table

Pin Adjustable height bases adjust from 27" to 32" table height in 1" increments by depressing the spring loaded pins in each column. Available on Brattice T1 and TC fixed or tilt bases.


**Adjustable Height - Pneumatic T1 or TC Bases**
**\$1228 / table**

Specify code **BAT** (Adjustable Height - Pneumatic T1 or TC), add \$1228.00 list per table

Pneumatic adjustable height bases cover the most common ergonomic table heights of 26 ¾", 29" and 32" with a simple turn of a handwheel. Pneumatic height bases are designed for field serviceability, if ever needed. Available on T1 or TC fixed or tilt bases.


**ADJUSTABILITY WITH THREE PRESET TABLE HEIGHT STOPS**

|                   |       |
|-------------------|-------|
| TYPING HEIGHT     | 26 ¾" |
| STANDARD HEIGHT   | 29"   |
| WHEELCHAIR HEIGHT | 32"   |

**NOTE** FOR OTHER TABLE HEIGHT REQUIREMENTS CONTACT VERSTEEL CUSTOMER SERVICE FOR STRUCTURAL DETAILS, PRICING AND AVAILABILITY

**Adjustable Height - Pneumatic X1 or D1 Bases**
**\$738 / table**

Specify code **BAX** (Adjustable Height - Pneumatic X1 or D1), add \$738.00 list per table

Pneumatic adjustable height bases cover the most common ergonomic table heights of 26 ¾", 29" and 32" with a simple turn of a handwheel. Pneumatic height bases are designed for field serviceability, if ever needed. Available on X1 or D1 fixed or tilt bases.


**ADJUSTABILITY WITH THREE PRESET TABLE HEIGHT STOPS**

|                   |       |
|-------------------|-------|
| TYPING HEIGHT     | 26 ¾" |
| STANDARD HEIGHT   | 29"   |
| WHEELCHAIR HEIGHT | 32"   |

**NOTE** FOR OTHER TABLE HEIGHT REQUIREMENTS CONTACT VERSTEEL CUSTOMER SERVICE FOR STRUCTURAL DETAILS, PRICING AND AVAILABILITY

**Alternate Table Height 32" and Under**
**\$100 / table**

Specify code **BAH** (Alternate Height 32" and under), indicate desired table height (32" or less), add \$100.00 list per table

Suggested typing height table is 26 ¾"  
 Suggested wheelchair height table is 32"  
 Suggested stand up height table is 42"

**NOTE** FOR OTHER TABLE HEIGHT REQUIREMENTS CONTACT VERSTEEL CUSTOMER SERVICE FOR STRUCTURAL DETAILS, PRICING AND AVAILABILITY

**Casters - Dual Hard Wheel**

**\$171 / table**

Specify code **CAS55** (Casters - Dual Hard Wheel), add \$171.00 list per table

Dual Hard Wheel, black, 2" diameter, standard locking casters are available for most base styles. Each is fitted into a reinforced caster receiver and must be specified at time of order. Caster option does not change the overall height of the table. See individual product pages for availability and ordering code.



**NOTE** NOT AVAILABLE ON DI BASES

**Mix - Dual Hard Wheel Casters & Glides**

**\$163 / table**

Specify code **BMD** (Mix - Dual Hard Wheel Casters & Glides), add \$163.00 list per table

Tables can be specified with dual hard wheel, black, 2" diameter, standard locking casters on half of the table, with glides on the other half. Each caster is fitted into a reinforced receiver and must be specified at time of order. Mix option does not change the overall height of the table.

**NOTE** NOT AVAILABLE ON X1, X4 OR DI BASES

**Casters - Dual Soft Wheel**

**\$171 / table**

Specify code **CAS57** (Casters - Dual Soft Wheel), add \$171.00 list per table

Dual Soft Wheel, black, 2" diameter, standard locking casters are available for most base styles. Each is fitted into a reinforced caster receiver and must be specified at time of order. Caster option does not change the overall height of the table. See individual product pages for availability and ordering code.



**NOTE** NOT AVAILABLE ON DI BASES

**Self-Leveling Glides**

**\$49 / table**

Specify code **GLD04** (Self-Leveling Glides), add \$49.00 list per table

Self-Leveling Glides replace standard glides. This option allows the table to automatically compensate up to 1/2" for floors that are not level. Self-leveling glides increase overall table height by 3/4". See individual product pages for availability.



**Table Floor Mount**

**\$57 / table**

Specify code **AFB** (Table Floor Mount Bracket Set), add \$57.00 list per table

Bracket to slip over the standard table glide and fasten to the floor with fasteners supplied by the installer. Set of four (4) brackets will securely mount the table to the floor to prevent movement.



**NOTE** NOT AVAILABLE ON BASES WITH CASTERS OR SELF-LEVELING GLIDES

**Assembled Folding Table**

**\$77 / table**

Specify code **BAF** (Assembled Folding Table), add \$77.00 list per table

Folding bases can be attached to tops at the factory

**NOTE** RECTANGLE TABLES WITH FOLDING BASE AND FOLDING MODESTY PANELS ARE SHIPPED ASSEMBLED WITHOUT ADDITIONAL CHARGE



**Stretcher Rail**

**\$243 / table**

Specify code **BSR** (Stretcher Rail), required finish selection\_, add \$243.00 list per table

Available for T1, TC and T2 style, fixed and tilt bases to increase table rigidity. Necessary tools are provided to install the stretcher.

**NOTE** A STRETCHER IS NOT A RETROFIT ITEM, IT MUST BE SPECIFIED AT TIME OF ORDER

**Two-Piece Top (120")**

**\$629 / table**

Specify code **T2P** (Two-Piece Top), add \$629.00 list per table

Standard Versteel tables in lengths up to 120" are a seamless, single piece top. When the two-piece option is specified, the splice joint edge is unfinished, table shipped with necessary hardware. Any table over 120" long will be produced as a two-piece top.

**Top Custom Cutout**

**\$120 / cutout**

Specify code **TCC** (Top Custom Cutout), add \$120.00 list per cutout

Top Custom Cutout requires a drawing for production and is subject to approvals.

**Table Link**

**\$251 / table**

Specify code **TLK** (Table Link), add \$251.00 list per table

Table Link is for linking Versteel table configurations in typical room situations.

Table link will prevent the accidental disconnection of power supply to adjacent tables. Available on tables with PVC, 3mm Wood, Wood Square, Wood Fluted and Ergo user side edge details.



Closed end link brackets are provided for tops without bases or tables with a base that does not allow the table to stand alone.



**Table Link - Ends Only**

**\$135 / table**

Specify code **TLE** (Table Link - Ends Only), add \$135.00 list per table

Table Link is for linking Versteel table configurations in typical room situations.

Specify Table Link - Ends Only when your configuration requires linking on the table ends only. Available on tables with PVC, 3mm Wood, Wood Square, Wood Fluted and Ergo user side edge details. Table Link - Ends Only is included with electrical package options. This will prevent the accidental disconnection of power supply to adjacent tables.



**Laptop Locker**

**\$1375 / locker**

\*Fixed tables only (not available on tilt, slim-tilt or folding tables)

Specify code **TLA1** (One Laptop Locker) or code **TLA2** (Two Laptop Lockers) add \$1375.00 list per Laptop Locker.

Indicate Manual Locking Keyed Individually **TMKI**, Manual Locking Keyed Alike **TMKA** or Electronic Locking **TLEL**. Add \$359.00 list per Laptop Locker when Electronic Locking is specified AND **TLP** (Laptop Locker power unit) which is required for the electronic locking option, add \$557.00 list (Power unit sequences up to 10 lockers, includes 1 key).

The minimum table width available with Laptop Locker is 24".



The minimum table length available with Laptop Locker is 36". The maximum table length available is 96".

2 Laptop Lockers can be installed starting at a table length of 60" or greater (table subject to additional base and/or support base when more than one unit is installed in top greater than or equal to 72").

All lockers to have urethane edge on locker door and top opening. Specify Urethane color when ordering a laptop locker.

**Urethane Colors**

|                         |                            |
|-------------------------|----------------------------|
| Alloy . . . . . UALY    | Pearl . . . . . JUPEA      |
| Ebony . . . . . UEBO    | Stone . . . . . USTO       |
| Fossil . . . . . UFOS   | Storm . . . . . USTM       |
| Graphite . . . . . UGRA | Whisper . . . . . UWHI     |
| Nimbus . . . . . UNIM   | White Linen . . . . . UWHL |

**NOTE** LAPTOP LOCKER IS NOT AVAILABLE ON VENEER TOP SURFACES, WOODGRAIN OR DIRECTIONAL PATTERN LAMINATES OR TABLE WITH LIGHTWEIGHT LAMINATE CORE.

For additional questions contact Versteel Customer Service at 800.876.2120.

**Table Transport**

**\$1855 / each**

Specify code **ATT3054** (Table Transport), add \$1855.00 list each

The transport saves time and labor. Its 31" width can move tables of any length through doorways with ease.



**SPECIFICATIONS**

- Weight: 61 lbs.
- 31" x 54" overall footprint
- Black powder coat finish
- Two (2) swivel and two (2) non-swivel casters
- 5" casters are non-marking wheel material

**TRANSPORT CAPACITY**

|                                     |                             |
|-------------------------------------|-----------------------------|
| FOLDED TABLES WITHOUT MODESTY PANEL | 6 ON EDGE<br>8 STACKED FLAT |
| FOLDED TABLES WITH MODESTY          | 5 STACKED FLAT              |
| OVERLAPPING FOLDED TABLES           | 4 ON EDGE                   |

**NOTE** MAXIMUM LOAD WEIGHT: 1,000 LBS

**NOTE** TABLES GREATER THAN 27" IN WIDTH DO NOT STACK HORIZONTALLY ON THE TRANSPORT



**Questions?**

800 876 2120

|                       |                    |                    |                  |                      |                         |                         |
|-----------------------|--------------------|--------------------|------------------|----------------------|-------------------------|-------------------------|
| top ><br>edge >       | Laminate<br>PVC    | Laminate<br>T-Mold | Laminate<br>Wood | Laminate<br>Soft PVC | Laminate<br>1 1/2" Wood | Laminate<br>1 1/2" Wood |
|                       | Flat               | Convex             | Flat             | Bumper               | Square                  | Bullnose                |
| edge ordering code >  | <b>LP2R LP3R</b>   | <b>LT2 LT3</b>     | <b>LW2R</b>      | <b>LB2R</b>          | <b>LWS2 LWS3</b>        | <b>LWB2 LWB3</b>        |
| top thickness >       | 1 1/4" 1 3/4"      | 1 1/4" 1 3/4"      | 1 1/4"           | 1 1/4"               | 1 1/4" 1 3/4"           | 1 1/4" 1 3/4"           |
| edge ordering code >  | <b>LPF2R LPF3R</b> |                    | <b>LWF2R</b>     | <b>LMRA2R</b>        | <b>LWF2 LWF3</b>        |                         |
| top thickness >       | 1 1/4" 1 3/4"      |                    | 1 1/4"           | 1 1/4"               | 1 1/4" 1 3/4"           |                         |
| top thickness price > | 1 1/4" 1 3/4"      | 1 1/4" 1 3/4"      | 1 1/4"           | 1 1/4"               | 1 1/4" 1 3/4"           | 1 1/4" 1 3/4"           |

| Base Style |     | Table Description | Model #             | Product Wt | 1 1/4" | 1 3/4" | 1 1/4" | 1 1/4" | 1 3/4" |
|------------|-----|-------------------|---------------------|------------|--------|--------|--------|--------|--------|
| XI         | XI  | 30 Fix            | <b>BRX1 30RDFX</b>  | 51         | 1100   | 1225   | 1564   | 1876   | 1926   |
|            |     | 30 Tilt           | <b>BRX1 30RDTL</b>  | 54         | 1267   | 1392   | 1730   | 2044   | 2091   |
|            |     | 36 Fix            | <b>BRX1 36RDFX</b>  | 61         | 1179   | 1328   | 1746   | 2134   | 2191   |
|            |     | 36 Tilt           | <b>BRX1 36RDTL</b>  | 65         | 1348   | 1500   | 1917   | 2302   | 2360   |
| XIS        | XIS | 30 Stand Fix      | <b>BRXIS 30RDFX</b> | 52         | 1195   | 1321   | 1658   | 1970   | 2017   |
|            |     | 30 Stand Tilt     | <b>BRXIS 30RDTL</b> | 55         | 1361   | 1487   | 1824   | 2139   | 2186   |
|            |     | 36 Stand Fix      | <b>BRXIS 36RDFX</b> | 62         | 1269   | 1422   | 1840   | 2230   | 2286   |
|            |     | 36 Stand Tilt     | <b>BRXIS 36RDTL</b> | 66         | 1440   | 1588   | 2010   | 2395   | 2455   |
| X4         | X4  | 42 Fix            | <b>BRX4 42RDFX</b>  | 96         | 1763   | 1958   | 2466   | 2938   | 3011   |
|            |     | 48 Fix            | <b>BRX4 48RDFX</b>  | 111        | 1918   | 2150   | 2643   | 3132   | 3211   |
|            |     | 54 Fix            | <b>BRX4 54RDFX</b>  | 136        | 2259   | 2550   | 3200   | 3829   | 3902   |
|            |     | 60 Fix            | <b>BRX4 60RDFX</b>  | 154        | 2415   | 2724   | 3416   | 4085   | 4276   |
| X4S        | X4S | 42 Stand Fix      | <b>BRX4S 42RDFX</b> | 98         | 1855   | 2046   | 2558   | 3028   | 3103   |
| DI         | DI  | 30 Fix            | <b>BRD1 30RDFX</b>  | 54         | 1608   | 1731   | 2070   | 2382   | 2429   |
|            |     | 30 Tilt           | <b>BRD1 30RDTL</b>  | 60         | 1776   | 1901   | 2236   | 2551   | 2597   |
|            |     | 36 Fix            | <b>BRD1 36RDFX</b>  | 81         | 1875   | 2026   | 2444   | 2828   | 2891   |
|            |     | 36 Tilt           | <b>BRD1 36RDTL</b>  | 87         | 2044   | 2197   | 2615   | 3000   | 3058   |
|            |     | 42 Fix            | <b>BRD1 42RDFX</b>  | 93         | 2629   | 2823   | 3334   | 3804   | 3874   |
|            |     | 42 Tilt           | <b>BRD1 42RDTL</b>  | 99         | 2798   | 2994   | 3503   | 3972   | 4045   |
|            |     | 48 Fix            | <b>BRD1 48RDFX</b>  | 145        | 2785   | 3021   | 3512   | 3997   | 4079   |
|            |     | 54 Fix            | <b>BRD1 54RDFX</b>  | 161        | 3074   | 3364   | 4013   | 4642   | 4714   |
| DIS        | DIS | 30 Stand Fix      | <b>BRDIS 30RDFX</b> | 55         | 1891   | 2016   | 2352   | 2668   | 2714   |
|            |     | 30 Stand Tilt     | <b>BRDIS 30RDTL</b> | 61         | 2062   | 2186   | 2521   | 2840   | 2883   |
|            |     | 36 Stand Fix      | <b>BRDIS 36RDFX</b> | 82         | 1970   | 2121   | 2541   | 2924   | 2983   |
|            |     | 36 Stand Tilt     | <b>BRDIS 36RDTL</b> | 88         | 2137   | 2288   | 2704   | 3092   | 3152   |
|            |     | 42 Stand Fix      | <b>BRDIS 42RDFX</b> | 94         | 2722   | 2917   | 3424   | 3898   | 3967   |
|            |     | 42 Stand Tilt     | <b>BRDIS 42RDTL</b> | 100        | 2892   | 3083   | 3593   | 4067   | 4139   |






**Note:** Chrome, Nickel & Transparent Powder Coats not available on disc bases

**To Order, Specify...**

- 1 Model Number
- 2 Top Material
- 3 Edge Style and Thickness
- 4 Edge Color
- 5 Base Color
- 6 Additional Options





| Veneer Wood   | Veneer 1 1/4" Wood  | Veneer 1 1/4" Wood  |
|---|---|---|
| Flat  | Square  | Bullnose  |
|  |  |  |
| <b>VW2R</b>   | <b>VWS2 VWS3</b>  | <b>VWB2 VWB3</b>  |
| 1 1/4"  | 1 1/4" 1 1/4"   | 1 1/4" 1 1/4"   |
| Fluted  | Fluted  |   |
|  |  |   |
| <b>VWF2R</b>  | <b>VWF2 VWF3</b>  |   |
| 1 1/4"  | 1 1/4" 1 1/4"   |   |
| 1 1/4"  | 1 1/4"  | 1 1/4"  |
| 2522  | 2742  | 2932  |
| 2694  | 2907  | 3099  |
| 2869  | 3124  | 3394  |
| 3038  | 3295  | 3564  |
| 2619  | 2833  | 3026  |
| 2789  | 3002  | 3193  |
| 2963  | 3216  | 3487  |
| 3132  | 3390  | 3656  |
| 3744  | 4051  | 4367  |
| 4225  | 4591  | 4965  |
| 4925  | 5358  | 5840  |
| 5546  | 6048  | 6733  |
| 3835  | 4141  | 4457  |
| 3031  | 3247  | 3437  |
| 3203  | 3420  | 3607  |
| 3566  | 3822  | 4090  |
| 3740  | 3990  | 4259  |
| 4609  | 4914  | 5235  |
| 4780  | 5085  | 5404  |
| 5093  | 5456  | 5837  |
| 5739  | 6174  | 6654  |
| 6358  | 6859  | 7546  |
| 3314  | 3531  | 3722  |
| 3484  | 3704  | 3892  |
| 3663  | 3917  | 4188  |
| 3830  | 4084  | 4352  |
| 4701  | 5010  | 5324  |
| 4871  | 5179  | 5497  |

**Base Options**

|   | Code  | Price   |
|---|-------|---------|
| Alternate Table Height 32" & Under.....                 | BAH   | \$ 100  |
| Alternate Table Height 32" & Over.....                  | BSP   | \$ call |
| Adjustable Height, Pneumatic X1, D1.....                | BAX   | \$ 738  |
| Casters (4), Dual Wheel Black<br>Hard Wheel X1, X4..... | CAS55 | \$ 171  |
| Casters (4), Dual Wheel Black<br>Soft Wheel X1, X4..... | CAS57 | \$ 171  |
| Self-Leveling Glides (4) X1, X4.....                    | GLD04 | \$ 49   |

**Finish Options**

|   |        |
|---|--------|
| Chrome (not available on disc bases)..... | \$ 165 |
| Nickel (not available on disc bases)..... | \$ 223 |
| Powder Coat, Standard.....                | n/c    |
| Powder Coat, Premium.....                 | \$ 165 |
| Platinum.....                             | \$ 488 |

**Top Options**

|                                 |     |        |
|---------------------------------|-----|--------|
| Special Laminate.....           | TSP | call   |
| Custom Cutout (per cutout)..... | TCC | \$ 120 |

**Power + Data Options**

Please reference the Power + Data Price List

**Wire Management Options**

|   |     |        |
|---|-----|--------|
| Canvas Legway.....                                | WCL | \$ 100 |
| 1 Oval Brush Grommet, Provide Location Print..... | WOG | \$ 97  |
| 1 Round Grommet, Provide Location Print.....      | WRG | \$ 76  |

**Accessories**

|                                    |     |       |
|------------------------------------|-----|-------|
| Table Floor Mount Bracket Set..... | AFB | \$ 57 |
|------------------------------------|-----|-------|



**Questions?**

















800 876 2120

top >  
edge >

edge ordering code (radius corner) >  
or  
edge ordering code (square corner) >  
top thickness >

edge ordering code (radius corner) >  
or  
edge ordering code (square corner) >  
top thickness >

top thickness price >






|  |                   | Laminate PVC  | Laminate T-Mold   | Laminate Wood  | Laminate Soft PVC   | Laminate 1 1/2" Wood  | Laminate 1 1/2" Wood  |                       |                       |                       |                       |
|--|-------------------|---|---|--|---|---|---|-----------------------|-----------------------|-----------------------|-----------------------|
|  |                   | Flat  | Convex  | Flat   | Bumper  | Square  | Bullnose  |                       |                       |                       |                       |
|  |                   |  |  |  |  |  |  |                       |                       |                       |                       |
|  |                   | <b>LP2R</b><br>or<br><b>LP2S</b><br>1 1/4"  | <b>LP3R</b><br>or<br><b>LP3S</b><br>1 3/4"  | <b>LT2</b><br>1 1/4"   | <b>LT3</b><br>1 3/4"  | <b>LW2R</b><br>or<br><b>LW2S</b><br>1 1/4"  | <b>LB2R</b><br>1 1/4"   | <b>LWS2</b><br>1 1/4" | <b>LWS3</b><br>1 3/4" | <b>LWB2</b><br>1 1/4" | <b>LWB3</b><br>1 3/4" |
|  |                   | Fluted  |   | Fluted   | Reverse Bevel Acrylic   | Fluted  |   |                       |                       |                       |                       |
|  |                   |  |   |  |  |  |   |                       |                       |                       |                       |
|  |                   | <b>LPF2R</b><br>or<br><b>LPF2S</b><br>1 1/4"                                      | <b>LPF3R</b><br>or<br><b>LPF3S</b><br>1 3/4"                                      | <b>LWF2R</b><br>or<br><b>LWF2S</b><br>1 1/4"                                       | <b>LMRA2R</b><br>or<br><b>LMRA2S</b><br>1 1/4"                                      | <b>LWF2</b><br>1 1/4"   | <b>LWF3</b><br>1 3/4"   |                       |                       |                       |                       |
|  |                   | 1 1/4"  | 1 3/4"  | 1 1/4"   | 1 1/4"  | 1 1/4"  | 1 3/4"  |                       |                       |                       |                       |
| Base Style   | Table Description | Model #   | Product Wt  | 1 1/4"   | 1 3/4"  | 1 1/4"  | 1 1/4"  | 1 3/4"                |                       |                       |                       |
| <br>X1    | 30 Fix            | <b>BRX1 30SQFX</b>  | 57  | 1088   | 1187  | 1439  | 1676  | 1715                  |                       |                       |                       |
|  | 30 Tilt           | <b>BRX1 30SQTL</b>  | 61  | 1253   | 1351  | 1604  | 1843  | 1883                  |                       |                       |                       |
|  | 36 Fix            | <b>BRX1 36SQFX</b>  | 71  | 1135   | 1255  | 1592  | 1902  | 1971                  |                       |                       |                       |
|  | 36 Tilt           | <b>BRX1 36SQTL</b>  | 74  | 1304   | 1423  | 1760  | 2073  | 2143                  |                       |                       |                       |
| <br>XIS   | 30 Stand Fix      | <b>BRXIS 30SQFX</b>   | 58  | 1180   | 1280  | 1531  | 1770  | 1808                  |                       |                       |                       |
|  | 30 Stand Tilt     | <b>BRXIS 30SQTL</b>   | 62  | 1349   | 1451  | 1698  | 1938  | 1980                  |                       |                       |                       |
| <br>X4  | 42 Fix            | <b>BRX4 42SQFX</b>  | 109   | 1744   | 1818  | 2299  | 2673  | 2713                  |                       |                       |                       |
|  | 48 Fix            | <b>BRX4 48SQFX</b>  | 127   | 1822   | 2007  | 2410  | 2801  | 2867                  |                       |                       |                       |
|  | 54 Fix            | <b>BRX4 54SQFX</b>  | 157   | 2127   | 2389  | 3143  | 3826  | 3917                  |                       |                       |                       |
|  | 60 Fix            | <b>BRX4 60SQFX</b>  | 180   | 2302   | 2532  | 3239  | 3871  | 3963                  |                       |                       |                       |
| <br>X4S | 36 Stand Fix      | <b>BRX4S 36SQFX</b>   | 95  | 1617   | 1739  | 2074  | 2386  | 2457                  |                       |                       |                       |
|  | 42 Stand Fix      | <b>BRX4S 42SQFX</b>   | 111   | 1837   | 1913  | 2394  | 2768  | 2804                  |                       |                       |                       |
| <br>DI  | 30 Fix            | <b>BRD1 30SQFX</b>  | 61  | 1592   | 1693  | 1942  | 2183  | 2224                  |                       |                       |                       |
|  | 30 Tilt           | <b>BRD1 30SQTL</b>  | 67  | 1760   | 1862  | 2112  | 2351  | 2392                  |                       |                       |                       |
|  | 36 Fix            | <b>BRD1 36SQFX</b>  | 90  | 1834   | 1954  | 2290  | 2597  | 2669                  |                       |                       |                       |
|  | 36 Tilt           | <b>BRD1 36SQTL</b>  | 96  | 2007   | 2121  | 2460  | 2771  | 2841                  |                       |                       |                       |
|  | 42 Fix            | <b>BRD1 42SQFX</b>  | 106   | 2614   | 2689  | 3169  | 3541  | 3580                  |                       |                       |                       |
|  | 48 Fix            | <b>BRD1 48SQFX</b>  | 130   | 2691   | 2869  | 3276  | 3670  | 3738                  |                       |                       |                       |
| <br>DIS | 30 Stand Fix      | <b>BRDIS 30SQFX</b>   | 62  | 1876   | 1978  | 2230  | 2466  | 2507                  |                       |                       |                       |
|  | 30 Stand Tilt     | <b>BRDIS 30SQTL</b>   | 68  | 2045   | 2146  | 2397  | 2637  | 2675                  |                       |                       |                       |
|  | 36 Stand Fix      | <b>BRDIS 36SQFX</b>   | 91  | 2486   | 2603  | 2943  | 3253  | 3321                  |                       |                       |                       |
|  | 42 Stand Fix      | <b>BRDIS 42SQFX</b>   | 107   | 2702   | 2779  | 3261  | 3633  | 3672                  |                       |                       |                       |

**Note:** Chrome, Nickel & Transparent Powder Coats not available on disc bases

**To Order, Specify...**

- 1 Model Number
- 2 Top Material
- 3 Edge Style and Thickness
- 4 Edge Color
- 5 Base Color
- 6 Additional Options



| Veneer Wood   | Veneer 1 1/4" Wood  | Veneer 1 1/4" Wood  |
|---|---|---|
| Flat<br><br>VW2R<br>or<br>VW2S<br>1 1/4"     | Square<br><br>VWS2 VWS3<br>1 1/4" 1 1/4" | Bullnose<br><br>VWB2 VWB3<br>1 1/4" 1 1/4" |
| Fluted<br><br>VWF2R<br>or<br>VWF2S<br>1 1/4" | Fluted<br><br>VWF2 VWF3<br>1 1/4" 1 1/4" |   |
| 1 1/4"  | 1 1/4"  | 1 1/4"  |
| 2207  | 2413  | 2468  |
| 2375  | 2579  | 2636  |
| 2512  | 2755  | 2828  |
| 2678  | 2924  | 3000  |
| 2299  | 2506  | 2559  |
| 2469  | 2673  | 2732  |
| 3297  | 3590  | 3663  |
| 3715  | 4064  | 4162  |
| 4303  | 4712  | 4916  |
| 4822  | 5291  | 5405  |
| 2996  | 3238  | 3312  |
| 3392  | 3681  | 3755  |
| 2713  | 2918  | 2975  |
| 2882  | 3084  | 3143  |
| 3207  | 3454  | 3527  |
| 3376  | 3623  | 3698  |
| 4164  | 4456  | 4528  |
| 4584  | 4930  | 5028  |
| 2999  | 3203  | 3259  |
| 3169  | 3369  | 3427  |
| 3861  | 4106  | 4179  |
| 4255  | 4553  | 4620  |

**Base Options**

|   | Code  | Price   |
|---|-------|---------|
| Alternate Table Height 32" & Under.....                 | BAH   | \$ 100  |
| Alternate Table Height 32" & Over.....                  | BSP   | \$ call |
| Adjustable Height, Pneumatic X1, D1.....                | BAX   | \$ 738  |
| Casters (4), Dual Wheel Black<br>Hard Wheel X1, X4..... | CAS55 | \$ 171  |
| Casters (4), Dual Wheel Black<br>Soft Wheel X1, X4..... | CAS57 | \$ 171  |
| Self-Leveling Glides (4) X1, X4.....                    | GLD04 | \$ 49   |

**Finish Options**

|   |        |
|---|--------|
| Chrome (not available on disc bases)..... | \$ 165 |
| Nickel (not available on disc bases)..... | \$ 223 |
| Powder Coat, Standard.....                | n/c    |
| Powder Coat, Premium.....                 | \$ 165 |
| Platinum.....                             | \$ 488 |

**Top Options**

|                                  |     |        |
|----------------------------------|-----|--------|
| Table Link (all four sides)..... | TLK | \$ 251 |
| Table Link (two sides).....      | TLE | \$ 135 |
| Special Laminate.....            | TSP | call   |
| Custom Cutout (per cutout).....  | TCC | \$ 120 |

**Power + Data Options**

Please reference the Power + Data Price List

**Wire Management Options**

|   |     |        |
|---|-----|--------|
| Canvas Legway.....                                | WCL | \$ 100 |
| 1 Oval Brush Grommet, Provide Location Print..... | WOG | \$ 97  |
| 1 Round Grommet, Provide Location Print.....      | WRG | \$ 76  |

**Accessories**

|                                    |     |       |
|------------------------------------|-----|-------|
| Table Floor Mount Bracket Set..... | AFB | \$ 57 |
|------------------------------------|-----|-------|



**Questions?**

800 876 2120











Overlapping Folding Bases

edge ordering code (radius corner) >  
or  
edge ordering code (square corner) >  
top thickness >

edge ordering code (radius corner) >  
or  
edge ordering code (square corner) >  
top thickness >

top thickness price >

top >  
edge >

|  | Laminate PVC  | Laminate T-Mold   | Laminate Wood  | Laminate Soft PVC   | Laminate 1 1/2" Wood  | Laminate 1 1/2" Wood  |   |
|--|---|---|--|---|---|---|---|
|  | Flat  | Convex  | Flat   | Bumper  | Square  | Bullnose  |   |
|  |  |  |  |  |  |  |   |
|  | <b>LP2R</b><br>or<br><b>LP2S</b><br>1 1/4"  | <b>LP3R</b><br>or<br><b>LP3S</b><br>1 3/4"  | <b>LT2</b><br>or<br><b>LT3</b><br>1 1/4" 1 3/4"                                    | <b>LW2R</b><br>or<br><b>LW2S</b><br>1 1/4"  | <b>LB2R</b><br>1 1/4"   | <b>LWS2</b><br>1 1/4" <b>LWS3</b><br>1 3/4"   | <b>LWB2</b><br>1 1/4" <b>LWB3</b><br>1 3/4" |
|  | Fluted  |   | Fluted   | Reverse Bevel Acrylic   | Fluted  |   |   |
|  |  |   |  |  |  |   |   |
|  | <b>LPF2R</b><br>or<br><b>LPF2S</b><br>1 1/4"                                      | <b>LPF3R</b><br>or<br><b>LPF3S</b><br>1 3/4"                                      | <b>LWF2R</b><br>or<br><b>LWF2S</b><br>1 1/4"                                       | <b>LMRA2R</b><br>or<br><b>LMRA2S</b><br>1 1/4"                                      | <b>LWF2</b><br>1 1/4" <b>LWF3</b><br>1 3/4"   |   |   |
|  | 1 1/4"  | 1 3/4"  | 1 1/4"   |   | 1 1/4"  | 1 3/4"  |   |
|  | 1062  | 1159  | 1374   |   | 1586  | 1616  |   |
|  | 1472  | 1576  | 1786   |   | 2004  | 2028  |   |
|  | 1397  | 1500  | 1710   |   | 1927  | 1955  |   |
|  | 1150  | 1219  | 1511   |   | 1756  | 1792  |   |
|  | 1567  | 1635  | 1927   |   | 2172  | 2207  |   |
|  | 1488  | 1560  | 1850   |   | 2092  | 2130  |   |
|  | 1208  | 1310  | 1646   |   | 1938  | 2019  |   |
|  | 1621  | 1726  | 2057   |   | 2351  | 2434  |   |
|  | 1547  | 1648  | 1982   |   | 2273  | 2358  |   |
|  | 1344  | 1455  | 1942   |   | 2349  | 2376  |   |
|  | 1756  | 1867  | 2356   |   | 2764  | 2793  |   |
|  | 1683  | 1792  | 2282   |   | 2689  | 2714  |   |
|  | 1461  | 1564  | 2205   |   | 2700  | 2727  |   |
|  | 1882  | 1980  | 2620   |   | 3119  | 3143  |   |
|  | 1804  | 1901  | 2543   |   | 3040  | 3063  |   |
|  | 1461  | 1564  | 2205   |   | 2700  | 2727  |   |
|  | 1882  | 1980  | 2620   |   | 3119  | 3143  |   |
|  | 1804  | 1901  | 2543   |   | 3040  | 3063  |   |

**Base Style**

**Table Description**

**Model #**

**Product Wt**








|  |                     |    |
|--|---------------------|----|
| 18 x 48 Fix                                      | <b>BRT11848REFX</b> | 41 |
| 18 x 48 Fold <input checked="" type="checkbox"/> | <b>BRT11848REFO</b> | 42 |
| 18 x 48 Slim-Tilt                                | <b>BRT11848REST</b> | 47 |
| 18 x 60 Fix                                      | <b>BRT11860REFX</b> | 52 |
| 18 x 60 Fold                                     | <b>BRT11860REFD</b> | 53 |
| 18 x 60 Slim-Tilt                                | <b>BRT11860REST</b> | 58 |
| 18 x 72 Fix                                      | <b>BRT11872REFX</b> | 60 |
| 18 x 72 Fold                                     | <b>BRT11872REFD</b> | 61 |
| 18 x 72 Slim-Tilt                                | <b>BRT11872REST</b> | 77 |
| 18 x 84 Fix                                      | <b>BRT11884REFX</b> | 68 |
| 18 x 84 Fold                                     | <b>BRT11884REFD</b> | 69 |
| 18 x 84 Slim-Tilt                                | <b>BRT11884REST</b> | 74 |
| 18 x 90 Fix                                      | <b>BRT11890REFX</b> | 71 |
| 18 x 90 Fold                                     | <b>BRT11890REFD</b> | 72 |
| 18 x 90 Slim-Tilt                                | <b>BRT11890REST</b> | 77 |
| 18 x 96 Fix                                      | <b>BRT11896REFX</b> | 75 |
| 18 x 96 Fold                                     | <b>BRT11896REFD</b> | 76 |
| 18 x 96 Slim-Tilt                                | <b>BRT11896REST</b> | 81 |

**To Order, Specify...**

- 1 Model Number
- 2 Top Material
- 3 Edge Style and Thickness
- 4 Edge Color
- 5 Base Color
- 6 Additional Options



| Veneer Wood   | Veneer 1 1/4" Wood  | Veneer 1 1/4" Wood  |
|---|---|---|
| Flat<br><br><b>VW2R</b><br>or<br><b>VW2S</b><br>1 1/4"     | Square<br><br><b>VWS2</b> <b>VWS3</b><br>1 1/4" 1 1/4" | Bullnose<br><br><b>VWB2</b> <b>VWB3</b><br>1 1/4" 1 1/4" |
| Fluted<br><br><b>VWF2R</b><br>or<br><b>VWF2S</b><br>1 1/4" | Fluted<br><br><b>VWF2</b> <b>VWF3</b><br>1 1/4" 1 1/4" |   |
| 1 1/4"  | 1 1/4"  | 1 1/4"  |
| 2209  | 2395  | 2571  |
| 2623  | 2805  | 2981  |
| 2548  | 2733  | 2906  |
| 2386  | 2585  | 2804  |
| 2800  | 3000  | 3219  |
| 2724  | 2921  | 3143  |
| 2571  | 2795  | 3034  |
| 2981  | 3206  | 3449  |
| 2907  | 3132  | 3372  |
| 2779  | 3025  | 3285  |
| 3193  | 3437  | 3702  |
| 3119  | 3363  | 3625  |
| 3246  | 3545  | 3858  |
| 3663  | 3963  | 4273  |
| 3587  | 3887  | 4194  |
| 3246  | 3545  | 3858  |
| 3663  | 3963  | 4273  |
| 3587  | 3887  | 4194  |

**Base Options**

|  | Code   | Price   |
|--|--------|---------|
| Assembled Folding Table .....                        | .BAF   | \$ 77   |
| Alternate Table Height 32" & Under.....              | .BAH   | \$ 100  |
| Alternate Table Height 32" & Over.....               | .BSP   | \$ call |
| Adjustable Height, Motorized (Fix).....              | .BAM   | \$ 2406 |
| Adjustable Height, Pin (Fix/Tilt).....               | .BAP   | \$ 221  |
| Adjustable Height, Pneumatic (Fix/Tilt).....         | .BAT   | \$ 1228 |
| Casters (4), Dual Wheel Black                        |        |         |
| Hard Wheel (to 72" length).....                      | .CAS55 | \$ 171  |
| Casters (4), Dual Wheel Black                        |        |         |
| Soft Wheel (to 72" length).....                      | .CAS57 | \$ 171  |
| Mix, Dual Wheel Casters & Glides (to 72" length) ... | .BMD   | \$ 163  |
| Self-Leveling Glides (4).....                        | .GLD04 | \$ 49   |
| Stretcher Rail (Fix/Tilt) Finish Same as Base        |        |         |
| Tables 36"H & Over Require a Stretcher Rail .....    | .BSR   | \$ 243  |

**Finish Options**

|                             |        |
|-----------------------------|--------|
| Chrome .....                | \$ 165 |
| Nickel.....                 | \$ 223 |
| Powder Coat, Standard ..... | n/c    |
| Powder Coat, Premium.....   | \$ 165 |
| Platinum.....               | \$ 488 |

**Top Options**

|                                   |      |        |
|-----------------------------------|------|--------|
| Table Link (all four sides) ..... | .TLK | \$ 251 |
| Table Link (18" ends only) .....  | .TLE | \$ 135 |
| Special Laminate.....             | .TSP | call   |
| Custom Cutout (per cutout) .....  | .TCC | \$ 120 |

**Power + Data Options**

Please reference the Power + Data Price List

**Wire Management Options**






|  |      |        |
|--|------|--------|
| Basket, Under Top Mount .....                      | .WBT | \$ 97  |
| Plastic Runner, Under Top Mount .....              | .WRT | \$ 165 |
| Cable Hook Legway .....                            | .WCK | \$ 119 |
| Canvas Legway .....                                | .WCL | \$ 100 |
| Plastic Legway.....                                | .WRL | \$ 78  |
| 1 Oval Brush Grommet, Location A .....             | .WOA | \$ 97  |
| 2 Oval Brush Grommets, Location E .....            | .WOE | \$ 194 |
| 1 Oval Brush Grommet, Provide Location Print ..... | .WOG | \$ 97  |
| 1 Round Grommet, Location A .....                  | .WRA | \$ 76  |
| 2 Round Grommets, Location E.....                  | .WRE | \$ 152 |
| 1 Round Grommet, Provide Location Print .....      | .WRG | \$ 76  |

**Accessories**

|   |           |         |
|---|-----------|---------|
| Keyboard Platform w/Mouse Surface ..... | .AKP27M   | \$ 760  |
| CPU Holder (3" - 9" adjustment).....    | .ACPU3-9F | \$ 237  |
| CPU Holder (5" - 8" adjustment).....    | .ACPU5-8F | \$ 155  |
| CPU Holder (3" - 5" adjustment).....    | .ACPU3F   | \$ 155  |
| Table Transport .....                   | .ATT3054  | \$ 1855 |
| Table Floor Mount Bracket Set.....      | .AFB      | \$ 57   |





| Veneer Wood   | Veneer 1 1/4" Wood   | Veneer 1 3/4" Wood   |
|---|--|--|
| Flat<br><br><b>VW2R</b><br>or<br><b>VW2S</b><br>1 1/4"     | Square<br><br><b>VWS2 VWS3</b><br>1 1/4" 1 3/4" | Bullnose<br><br><b>VWB2 VWB3</b><br>1 1/4" 1 3/4" |
| Fluted<br><br><b>VWF2R</b><br>or<br><b>VWF2S</b><br>1 1/4" | Fluted<br><br><b>VWF2 VWF3</b><br>1 1/4" 1 3/4" |  |
| 1 1/4"  | 1 1/4"   | 1 3/4"   |
| 2325  | 2517   | 2708   |
| 2740  | 2931   | 3123   |
| 2664  | 2855   | 3047   |
| 2568  | 2789   | 3000   |
| 2978  | 3202   | 3410   |
| 2903  | 3123   | 3336   |
| 2792  | 3031   | 3291   |
| 3203  | 3445   | 3706   |
| 3124  | 3366   | 3627   |
| 3059  | 3337   | 3621   |
| 3474  | 3749   | 4032   |
| 3397  | 3675   | 3958   |
| 3431  | 3750   | 4076   |
| 3847  | 4165   | 4489   |
| 3770  | 4088   | 4412   |
| 3431  | 3750   | 4076   |
| 3847  | 4165   | 4489   |
| 3770  | 3799   | 4412   |

**Base Options**

|  | Code   | Price   |
|--|--------|---------|
| Assembled Folding Table .....                        | .BAF   | \$ 77   |
| Alternate Table Height 32" & Under.....              | .BAH   | \$ 100  |
| Alternate Table Height 32" & Over.....               | .BSP   | \$ call |
| Adjustable Height, Motorized (Fix).....              | .BAM   | \$ 2406 |
| Adjustable Height, Pin (Fix/Tilt).....               | .BAP   | \$ 221  |
| Adjustable Height, Pneumatic (Fix/Tilt).....         | .BAT   | \$ 1228 |
| Casters (4), Dual Wheel Black                        |        |         |
| Hard Wheel (to 72" length).....                      | .CAS55 | \$ 171  |
| Casters (4), Dual Wheel Black                        |        |         |
| Soft Wheel (to 72" length).....                      | .CAS57 | \$ 171  |
| Mix, Dual Wheel Casters & Glides (to 72" length) ... | .BMD   | \$ 163  |
| Self-Leveling Glides (4).....                        | .GLD04 | \$ 49   |
| Stretcher Rail (Fix/Tilt) Finish Same as Base        |        |         |
| Tables 36"H & Over Require a Stretcher Rail .....    | .BSR   | \$ 243  |

**Finish Options**

|                             |        |
|-----------------------------|--------|
| Chrome .....                | \$ 165 |
| Nickel.....                 | \$ 223 |
| Powder Coat, Standard ..... | n/c    |
| Powder Coat, Premium.....   | \$ 165 |
| Platinum.....               | \$ 488 |

**Top Options**

|  |       |         |
|--|-------|---------|
| Table Link (all four sides) .....  | .TLK  | \$ 251  |
| Table Link (24" ends only).....  | .TLE  | \$ 135  |
| Special Laminate .....   | .TSP  | call    |
| Custom Cutout (per cutout) .....   | .TCC  | \$ 120  |
| Laptop Locker (each).....  | .TLA  | \$ 1375 |
| (available on fixed tables only, see page 74 for additional information)                   |       |         |
| Electronic Lock (per locker).....  | .TLEL | \$ 359  |
| Power Unit (up to 10 lockers sequenced, includes 1 key), required for electronic lock..... | .TLPU | \$ 567  |

**Power + Data Options**

Please reference the Power + Data Price List

**Wire Management Options**

|  |      |        |
|--|------|--------|
| Basket, Under Top Mount .....                      | .WBT | \$ 97  |
| Plastic Runner, Under Top Mount .....              | .WRT | \$ 165 |
| Cable Hook Legway .....                            | .WCK | \$ 119 |
| Canvas Legway .....                                | .WCL | \$ 100 |
| Plastic Legway.....                                | .WRL | \$ 78  |
| 1 Oval Brush Grommet, Location A .....             | .WOA | \$ 97  |
| 2 Oval Brush Grommets, Location E .....            | .WOE | \$ 194 |
| 1 Oval Brush Grommet, Provide Location Print ..... | .WOG | \$ 97  |
| 1 Round Grommet, Location A .....                  | .WRA | \$ 76  |
| 2 Round Grommets, Location E.....                  | .WRE | \$ 152 |
| 1 Round Grommet, Provide Location Print .....      | .WRG | \$ 76  |

**Accessories**

|   |           |         |
|---|-----------|---------|
| Keyboard Platform w/Mouse Surface ..... | .AKP27M   | \$ 760  |
| CPU Holder (3" - 9" adjustment).....    | .ACPU3-9F | \$ 237  |
| CPU Holder (5" - 8" adjustment).....    | .ACPU5-8F | \$ 155  |
| CPU Holder (3" - 5" adjustment).....    | .ACPU3F   | \$ 155  |
| Table Transport .....                   | .ATT3054  | \$ 1855 |
| Table Floor Mount Bracket Set.....      | .AFB      | \$ 57   |



**Questions?**

800 876 2120

- Overlapping Folding Bases
- Indicates Number of Bases

edge ordering code (radius corner) >  
or  
edge ordering code (square corner) >  
top thickness >

edge ordering code (radius corner) >  
or  
edge ordering code (square corner) >  
top thickness >  
top thickness price >

top >  
edge >

| Laminate PVC                       | Laminate T-Mold                | Laminate Wood                      | Laminate Soft PVC                    | Laminate 1/2" Wood | Laminate 1/2" Wood |
|------------------------------------|--------------------------------|------------------------------------|--------------------------------------|--------------------|--------------------|
|                                    |                                |                                    |                                      |                    |                    |
| <br>LP2R<br>or<br>LP2S<br>1 1/4"   | <br>LT2<br>or<br>LT3<br>1 1/4" | <br>LW2R<br>or<br>LW2S<br>1 1/4"   | <br>LB2R<br>1 1/4"                   | <br>LWS2<br>1 1/4" | <br>LWB2<br>1 1/4" |
| <br>LPF2R<br>or<br>LPF2S<br>1 1/4" |                                | <br>LWF2R<br>or<br>LWF2S<br>1 1/4" | <br>LMRA2R<br>or<br>LMRA2S<br>1 1/4" | <br>LWF2<br>1 1/4" |                    |
| 1 1/4"                             | 1 3/4"                         | 1 1/4"                             | 1 1/4"                               | 1 1/4"             | 1 3/4"             |






| Base Style | Table Description | Model #        | Product Wt | 1 1/4" | 1 3/4" | 1 1/4" | 1 1/4" | 1 3/4" |
|------------|-------------------|----------------|------------|--------|--------|--------|--------|--------|
|            | 30 x 42 Fix       | BRTI 3042REFX  | 71         | 1147   | 1225   | 1506   | 1748   | 1814   |
|            | 30 x 48 Fix       | BRTI 3048REFX  | 77         | 1252   | 1381   | 1695   | 1992   | 2040   |
|            | 30 x 48 Fold      | BRTI 3048REFO  | 81         | 1662   | 1792   | 2106   | 2406   | 2454   |
|            | 30 x 48 Slim-Tilt | BRTI 3048REST  | 89         | 1586   | 1719   | 2031   | 2329   | 2376   |
|            | 30 x 60 Fix       | BRTI 3060REFX  | 93         | 1326   | 1382   | 1895   | 2281   | 2541   |
|            | 30 x 60 Fold      | BRTI 3060REFD  | 97         | 1741   | 1800   | 2310   | 2696   | 2954   |
|            | 30 x 60 Slim-Tilt | BRTI 3060REST  | 105        | 1663   | 1724   | 2234   | 2619   | 2880   |
|            | 30 x 72 Fix       | BRTI 3072REFX  | 106        | 1430   | 1500   | 2104   | 2551   | 2664   |
|            | 30 x 72 Fold      | BRTI 3072REFD  | 110        | 1850   | 1913   | 2518   | 2968   | 3079   |
|            | 30 x 72 Slim-Tilt | BRTI 3072REST  | 118        | 1774   | 1837   | 2444   | 2893   | 3001   |
|            | 30 x 84 Fix       | BRTI 3084REFX  | 119        | 1539   | 1632   | 2381   | 2948   | 2770   |
|            | 30 x 84 Fold      | BRTI 3084REFD  | 123        | 1954   | 2044   | 2795   | 3361   | 3180   |
|            | 30 x 84 Slim-Tilt | BRTI 3084REST  | 131        | 1876   | 1969   | 2716   | 3284   | 3105   |
|            | 30 x 90 Fix       | BRTI 3090REFX  | 125        | 1740   | 1894   | 2741   | 3409   | 3488   |
|            | 30 x 90 Fold      | BRTI 3090REFD  | 129        | 2153   | 2309   | 3154   | 3826   | 3906   |
|            | 30 x 90 Slim-Tilt | BRTI 3090REST  | 137        | 2078   | 2233   | 3080   | 3749   | 3830   |
|            | 30 x 96 Fix       | BRTI 3096REFX  | 131        | 1740   | 1894   | 2741   | 3409   | 3488   |
|            | 30 x 96 Fold      | BRTI 3096REFD  | 135        | 2153   | 2309   | 3154   | 3826   | 3906   |
|            | 30 x 96 Slim-Tilt | BRTI 3096REST  | 143        | 2078   | 2233   | 3080   | 3749   | 3830   |
|            | 30 x 120 Fix      | BRTI 30120REFX | 186        | 2532   | 2689   | 3876   | 4780   | 4858   |

**To Order, Specify...**

- 1 Model Number
- 2 Top Material
- 3 Edge Style and Thickness
- 4 Edge Color
- 5 Base Color
- 6 Additional Options





| Veneer Wood   | Veneer 1 1/4" Wood  | Veneer 1 1/4" Wood  |
|---|---|---|
| Flat<br><br><b>VW2R</b><br>or<br><b>VW2S</b><br>1 1/4"     | Square<br><br><b>VWS2</b> <b>VWS3</b><br>1 1/4" 1 1/4" | Bullnose<br><br><b>VWB2</b> <b>VWB3</b><br>1 1/4" 1 1/4" |
| Fluted<br><br><b>VWF2R</b><br>or<br><b>VWF2S</b><br>1 1/4" | Fluted<br><br><b>VWF2</b> <b>VWF3</b><br>1 1/4" 1 1/4" |   |
| 1 1/4"  | 1 1/4"  | 1 1/4"  |
| 2290  | 2477  | 2650  |
| 2579  | 2798  | 3010  |
| 2990  | 3208  | 3423  |
| 2917  | 3135  | 3347  |
| 2843  | 3092  | 3336  |
| 3259  | 3507  | 3749  |
| 3182  | 3430  | 3675  |
| 3175  | 3454  | 3672  |
| 3587  | 3869  | 4086  |
| 3512  | 3794  | 4014  |
| 3460  | 3775  | 4085  |
| 3871  | 4188  | 4497  |
| 3798  | 4112  | 4424  |
| 3871  | 4240  | 4570  |
| 4287  | 4650  | 4987  |
| 4211  | 4576  | 4910  |
| 3871  | 4240  | 4570  |
| 4287  | 4650  | 4987  |
| 4211  | 4576  | 4910  |
| 5057  | 5519  | 5853  |

**Base Options**

|  | Code   | Price   |
|--|--------|---------|
| Assembled Folding Table .....                        | .BAF   | \$ 77   |
| Alternate Table Height 32" & Under.....              | .BAH   | \$ 100  |
| Alternate Table Height 32" & Over.....               | .BSP   | \$ call |
| Adjustable Height, Motorized (Fix).....              | .BAM   | \$ 2406 |
| Adjustable Height, Pin (Fix/Tilt).....               | .BAP   | \$ 221  |
| Adjustable Height, Pneumatic (Fix/Tilt).....         | .BAT   | \$ 1228 |
| Casters (4), Dual Wheel Black                        |        |         |
| Hard Wheel (to 72" length).....                      | .CAS55 | \$ 171  |
| Casters (4), Dual Wheel Black                        |        |         |
| Soft Wheel (to 72" length).....                      | .CAS57 | \$ 171  |
| Mix, Dual Wheel Casters & Glides (to 72" length) ... | .BMD   | \$ 163  |
| Self-Leveling Glides (4).....                        | .GLD04 | \$ 49   |
| Stretcher Rail (Fix/Tilt) Finish Same as Base        |        |         |
| Tables 36"H & Over Require a Stretcher Rail .....    | .BSR   | \$ 243  |

**Finish Options**

|                             |        |
|-----------------------------|--------|
| Chrome .....                | \$ 165 |
| Nickel.....                 | \$ 223 |
| Powder Coat, Standard ..... | n/c    |
| Powder Coat, Premium.....   | \$ 165 |
| Platinum.....               | \$ 488 |

**Top Options**

|  |       |         |
|--|-------|---------|
| Table Link (all four sides) .....  | .TLK  | \$ 251  |
| Table Link (30" ends only) .....   | .TLE  | \$ 135  |
| Special Laminate .....   | .TSP  | call    |
| Custom Cutout (per cutout) .....   | .TCC  | \$ 120  |
| Laptop Locker (each).....  | .TLA  | \$ 1375 |
| (available on fixed tables only, see page 74 for additional information)                   |       |         |
| Electronic Lock (per locker).....  | .TLEL | \$ 359  |
| Power Unit (up to 10 lockers sequenced, includes 1 key), required for electronic lock..... | .TLPU | \$ 567  |

**Power + Data Options**

Please reference the Power + Data Price List

**Wire Management Options**






|  |      |        |
|--|------|--------|
| Basket, Under Top Mount .....                      | .WBT | \$ 97  |
| Plastic Runner, Under Top Mount .....              | .WRT | \$ 165 |
| Cable Hook Legway .....                            | .WCK | \$ 119 |
| Canvas Legway .....                                | .WCL | \$ 100 |
| Plastic Legway.....                                | .WRL | \$ 78  |
| 1 Oval Brush Grommet, Location A .....             | .WOA | \$ 97  |
| 2 Oval Brush Grommets, Location E .....            | .WOE | \$ 194 |
| 1 Oval Brush Grommet, Provide Location Print ..... | .WOG | \$ 97  |
| 1 Round Grommet, Location A .....                  | .WRA | \$ 76  |
| 2 Round Grommets, Location E.....                  | .WRE | \$ 152 |
| 1 Round Grommet, Provide Location Print .....      | .WRG | \$ 76  |

**Accessories**

|   |           |         |
|---|-----------|---------|
| Keyboard Platform w/Mouse Surface ..... | .AKP27M   | \$ 760  |
| CPU Holder (3" - 9" adjustment).....    | .ACPU3-9F | \$ 237  |
| CPU Holder (5" - 8" adjustment).....    | .ACPU5-8F | \$ 155  |
| CPU Holder (3" - 5" adjustment).....    | .ACPU3F   | \$ 155  |
| Table Transport .....                   | .ATT3054  | \$ 1855 |
| Table Floor Mount Bracket Set.....      | .AFB      | \$ 57   |





| Veneer Wood   | Veneer 1 1/4" Wood  | Veneer 1 1/4" Wood  |
|---|---|---|
| Flat<br><br><b>VW2R</b><br>or<br><b>VW2S</b><br>1 1/4"     | Square<br><br><b>VWS2</b> <b>VWS3</b><br>1 1/4" 1 1/4" | Bullnose<br><br><b>VWB2</b> <b>VWB3</b><br>1 1/4" 1 1/4" |
| Fluted<br><br><b>VWF2R</b><br>or<br><b>VWF2S</b><br>1 1/4" | Fluted<br><br><b>VWF2</b> <b>VWF3</b><br>1 1/4" 1 1/4" |   |
| 1 1/4"  | 1 1/4"  | 1 1/4"  |
| 3143  | 3458  | 3599  |
| 3557  | 3870  | 4015  |
| 3479  | 3796  | 3938  |
| 3325  | 3660  | 3804  |
| 3743  | 4076  | 4220  |
| 3668  | 4000  | 4144  |
| 3699  | 4081  | 4235  |
| 4113  | 4496  | 4648  |
| 4037  | 4423  | 4571  |
| 4025  | 4445  | 4625  |
| 4439  | 4857  | 5037  |
| 4365  | 4784  | 4964  |
| 4297  | 4755  | 4951  |
| 4710  | 5166  | 5365  |
| 4637  | 5093  | 5290  |
| 4297  | 4755  | 4951  |
| 4710  | 5166  | 5365  |
| 4637  | 5093  | 5290  |
| 5650  | 6222  | 6420  |

**Base Options**

|  | Code         | Price   |
|--|--------------|---------|
| Assembled Folding Table .....                        | <b>BAF</b>   | \$ 77   |
| Alternate Table Height 32" & Under.....              | <b>BAH</b>   | \$ 100  |
| Alternate Table Height 32" & Over.....               | <b>BSP</b>   | \$ call |
| Adjustable Height, Motorized (Fix).....              | <b>BAM</b>   | \$ 2406 |
| Adjustable Height, Pin (Fix/Tilt).....               | <b>BAP</b>   | \$ 221  |
| Adjustable Height, Pneumatic (Fix/Tilt).....         | <b>BAT</b>   | \$ 1228 |
| Casters (4), Dual Wheel Black                        |              |         |
| Hard Wheel (to 72" length).....                      | <b>CAS55</b> | \$ 171  |
| Casters (4), Dual Wheel Black                        |              |         |
| Soft Wheel (to 72" length).....                      | <b>CAS57</b> | \$ 171  |
| Mix, Dual Wheel Casters & Glides (to 72" length) ... | <b>BMD</b>   | \$ 163  |
| Self-Leveling Glides (4).....                        | <b>GLD04</b> | \$ 49   |
| Stretcher Rail (Fix/Tilt) Finish Same as Base        |              |         |
| Tables 36"H & Over Require a Stretcher Rail .....    | <b>BSR</b>   | \$ 243  |

**Finish Options**

|                             |        |
|-----------------------------|--------|
| Chrome .....                | \$ 165 |
| Nickel.....                 | \$ 223 |
| Powder Coat, Standard ..... | n/c    |
| Powder Coat, Premium.....   | \$ 165 |
| Platinum.....               | \$ 488 |

**Top Options**

|  |             |         |
|--|-------------|---------|
| Table Link (all four sides) .....  | <b>TLK</b>  | \$ 251  |
| Table Link (36" ends only) .....   | <b>TLE</b>  | \$ 135  |
| Special Laminate.....  | <b>TSP</b>  | call    |
| Custom Cutout (per cutout) .....   | <b>TCC</b>  | \$ 120  |
| Laptop Locker (each).....  | <b>TLA</b>  | \$ 1375 |
| (available on fixed tables only, see page 74 for additional information)                   |             |         |
| Electronic Lock (per locker).....  | <b>TLEL</b> | \$ 359  |
| Power Unit (up to 10 lockers sequenced, includes 1 key), required for electronic lock..... | <b>TLPU</b> | \$ 567  |

**Power + Data Options**

Please reference the Power + Data Price List

**Wire Management Options**

|   |            |        |
|---|------------|--------|
| Basket, Under Top Mount .....                     | <b>WBT</b> | \$ 97  |
| Plastic Runner, Under Top Mount .....             | <b>WRT</b> | \$ 165 |
| Cable Hook Legway .....                           | <b>WCK</b> | \$ 119 |
| Canvas Legway .....                               | <b>WCL</b> | \$ 100 |
| Plastic Legway.....                               | <b>WRL</b> | \$ 78  |
| 1 Oval Brush Grommet, Location A .....            | <b>WOA</b> | \$ 97  |
| 2 Oval Brush Grommets, Location E .....           | <b>WOE</b> | \$ 194 |
| 1 Oval Brush Grommet, Provide Location Print..... | <b>WOG</b> | \$ 97  |
| 1 Round Grommet, Location A .....                 | <b>WRA</b> | \$ 76  |
| 2 Round Grommets, Location E.....                 | <b>WRE</b> | \$ 152 |
| 1 Round Grommet, Provide Location Print .....     | <b>WRG</b> | \$ 76  |

**Accessories**

|   |                 |         |
|---|-----------------|---------|
| Keyboard Platform w/Mouse Surface ..... | <b>AKP27M</b>   | \$ 760  |
| CPU Holder (3" - 9" adjustment).....    | <b>ACPU3-9F</b> | \$ 237  |
| CPU Holder (5" - 8" adjustment).....    | <b>ACPU5-8F</b> | \$ 155  |
| CPU Holder (3" - 5" adjustment).....    | <b>ACPU3F</b>   | \$ 155  |
| Table Transport .....                   | <b>ATT3054</b>  | \$ 1855 |
| Table Floor Mount Bracket Set.....      | <b>AFB</b>      | \$ 57   |



**Questions?**











800 876 2120

⊕ Indicates Number of Bases

edge ordering code (radius corner) >  
or  
edge ordering code (square corner) >  
top thickness >

edge ordering code (radius corner) >  
or  
edge ordering code (square corner) >  
top thickness >  
top thickness price >

top >  
edge >

| Laminate PVC  | Laminate T-Mold   | Laminate Wood  | Laminate Soft PVC   | Laminate 1 1/2" Wood  | Laminate 1 1/2" Wood  |
|---|---|--|---|---|---|
| Flat  | Convex  | Flat   | Bumper  | Square  | Bullnose  |
|  |  |  |  |  |  |
| <b>LP2R</b><br>or<br><b>LP2S</b><br>1 1/4"  | <b>LP3R</b><br>or<br><b>LP3S</b><br>1 3/4"  | <b>LT2</b> <b>LT3</b>  | <b>LW2R</b><br>or<br><b>LW2S</b><br>1 1/4"  | <b>LB2R</b><br><br>1 1/4"   | <b>LWS2</b> <b>LWS3</b><br>1 1/4"   1 3/4"  |
| <b>LWB2</b> <b>LWB3</b><br>1 1/4"   1 3/4"  |   |  |   |   |   |
| Fluted  |   | Fluted   | Reverse Bevel Acrylic   | Fluted  |   |
|  |   |  |  |  |   |
| <b>LPF2R</b><br>or<br><b>LPF2S</b><br>1 1/4"                                      | <b>LPF3R</b><br>or<br><b>LPF3S</b><br>1 3/4"                                      | <b>LWF2R</b><br>or<br><b>LWF2S</b><br>1 1/4"                                       | <b>LMRA2R</b><br>or<br><b>LMRA2S</b><br>1 1/4"                                      | <b>LWF2</b> <b>LWF3</b><br>1 1/4"   1 3/4"  |   |
|   |   |  |   |   |   |
| 1 1/4"  | 1 3/4"  | 1 1/4"   | 1 1/4"  | 1 1/4"  | 1 3/4"  |
| 2380  | 2593  | 3314   | 3942  | 4037  |   |
| 2538  | 2792  | 3758   | 4574  | 4723  |   |
| 2623  | 2891  | 3890   | 4736  | 4917  |   |
| 2702  | 2977  | 4058   | 4963  | 5179  |   |
|   | 4002  |  |   | 6722  |   |
|   | 5080  |  |   | 8049  |   |

**Base Style**

**Table Description**

**Model #**

**Product Wt**








T2

|              |                         |     |
|--------------|-------------------------|-----|
| 42 x 72 Fix  | <b>BRT2 4272REFX</b>    | 163 |
| 42 x 84 Fix  | <b>BRT2 4284REFX</b>    | 181 |
| 42 x 96 Fix  | <b>BRT2 4296REFX</b>    | 199 |
| 48 x 96 Fix  | <b>BRT2 4896REFX</b>    | 218 |
| 48 x 120 Fix | <b>BRT2 48120REFX</b> ③ | 274 |
| 48 x 144 Fix | <b>BRT2 48144REFX</b> ③ | 313 |

**To Order, Specify...**

- ① Model Number
- ② Top Material
- ③ Edge Style and Thickness
- ④ Edge Color
- ⑤ Base Color
- ⑥ Additional Options



| Veneer Wood   | Veneer 1 1/4" Wood  | Veneer 1 1/4" Wood  |
|---|---|---|
| Flat<br><br><b>VW2R</b><br>or<br><b>VW2S</b><br>1 1/4"     | Square<br><br><b>VWS2</b> <b>VWS3</b><br>1 1/4" 1 1/4" | Bullnose<br><br><b>VWB2</b> <b>VWB3</b><br>1 1/4" 1 1/4" |
| Fluted<br><br><b>VWF2R</b><br>or<br><b>VWF2S</b><br>1 1/4" | Fluted<br><br><b>VWF2</b> <b>VWF3</b><br>1 1/4" 1 1/4" |   |
| 1 1/4"  | 1 1/4"  | 1 1/4"  |
| 4642  | 5091  | 5261  |
| 5036  | 5530  | 5719  |
| 5396  | 5930  | 6132  |
| 5796  | 6378  | 6580  |
|   |   | 8430  |
|   |   | 10123   |

**Base Options**

|   | Code | Price   |
|---|------|---------|
| Alternate Table Height 32" & Under.....           | BAH  | \$ 100  |
| Alternate Table Height 32" & Over.....            | BSP  | \$ call |
| Stretcher Rail (Fix/Tilt) Finish Same as Base     |      |         |
| Tables 36" H & Over Require a Stretcher Rail..... | BSR  | \$ 243  |

**Finish Options**

|                            |        |
|----------------------------|--------|
| Chrome.....                | \$ 165 |
| Nickel.....                | \$ 223 |
| Powder Coat, Standard..... | n/c    |
| Powder Coat, Premium.....  | \$ 165 |
| Platinum.....              | \$ 488 |

**Top Options**

|  |      |         |
|--|------|---------|
| 2-Piece Top (120" length only).....  | T2P  | \$ 629  |
| Table Link (all four sides).....   | TLK  | \$ 251  |
| Table Link (42" or 48" ends only).....   | TLE  | \$ 135  |
| Special Laminate.....  | TSP  | call    |
| Custom Cutout (per cutout).....  | TCC  | \$ 120  |
| Laptop Locker (each).....  | TLA  | \$ 1375 |
| (available on fixed tables only, see page 74 for additional information)                   |      |         |
| Electronic Lock (per locker).....  | TLEL | \$ 359  |
| Power Unit (up to 10 lockers sequenced, includes 1 key), required for electronic lock..... | TLPU | \$ 567  |

**Power + Data Options**

Please reference the Power + Data Price List

**Wire Management Options**

|   |        |       |
|---|--------|-------|
| Basket, Under Top Mount.....                          | WBT    | \$ 97 |
| 1 Oval Brush Grommet, Location K.....                 | WOK    | \$ 97 |
| 1 Oval Brush Grommet, Provide Location Print.....     | WOG    | \$ 97 |
| 1 Round Grommet, Location K.....                      | WRK    | \$ 76 |
| 1 Round Grommet, Provide Location Print.....          | WRG    | \$ 76 |
| Power Hatch (black), Available in 6" increments...WPH |        |       |
| 24" or less (each).....                               | \$ 256 |       |
| 25" to 48" (each).....                                | \$ 333 |       |
| 49" to 81" (each).....                                | \$ 405 |       |

**Accessories**

|                                    |     |       |
|------------------------------------|-----|-------|
| Table Floor Mount Bracket Set..... | AFB | \$ 57 |
|------------------------------------|-----|-------|



**Questions?**

800 876 2120

- Overlapping Folding Bases
- Indicates Number of Bases

top >  
edge >

edge ordering code >

top thickness >

edge ordering code >

top thickness >

top thickness price >






| Laminate PVC       | Laminate T-Mold | Laminate Wood         | Laminate Soft PVC     | Laminate 1 1/2" Wood | Laminate 1 1/2" Wood |      |      |       |
|--------------------|-----------------|-----------------------|-----------------------|----------------------|----------------------|------|------|-------|
| Flat               | Convex          | Flat                  | Bumper                | Square               | Bullnose             |      |      |       |
|                    |                 |                       |                       |                      |                      |      |      |       |
| <b>LP2R LP3R</b>   | <b>LT2 LT3</b>  | <b>LW2R</b>           | <b>LB2R</b>           | <b>LWS2 LWS3</b>     | <b>LWB2 LWB3</b>     |      |      |       |
| 1 1/2" 1 3/4"      | 1 1/2" 1 3/4"   | 1 1/2"                | 1 1/2"                | 1 1/2" 1 3/4"        | 1 1/2" 1 3/4"        |      |      |       |
| Fluted             |                 | Fluted                | Reverse Bevel Acrylic | Fluted               |                      |      |      |       |
|                    |                 |                       |                       |                      |                      |      |      |       |
| <b>LPF2R LPF3R</b> |                 | <b>LWF2R</b>          | <b>LMRA2R</b>         | <b>LWF2 LWF3</b>     |                      |      |      |       |
| 1 1/2" 1 3/4"      |                 | 1 1/2"                | 1 1/2"                | 1 1/2" 1 3/4"        |                      |      |      |       |
| 1 1/2"             | 1 3/4"          | 1 1/2"                | 1 3/4"                | 1 1/2"               | 1 3/4"               |      |      |       |
| <b>Racetrack</b>   |                 |                       |                       |                      |                      |      |      |       |
| T1                 | 36 x 72 Fix     | <b>BRT1 3672RAFX</b>  | 121                   | 1888                 | 2083                 | 2848 | 3492 | 3608  |
|                    | 36 x 72 Fold    | <b>BRT1 3672RAFO</b>  | 125                   | 2299                 | 2495                 | 3261 | 3908 | 4022  |
|                    | 36 x 72 Tilt    | <b>BRT1 3672RATL</b>  | 133                   | 2226                 | 2423                 | 3183 | 3834 | 3948  |
| T2                 | 42 x 84 Fix     | <b>BRT2 4284RAFX</b>  | 178                   | 2697                 | 2971                 | 4116 | 5069 | 5189  |
|                    | 42 x 96 Fix     | <b>BRT2 4296RAFX</b>  | 196                   | 2931                 | 3258                 | 4344 | 5298 | 5519  |
|                    | 48 x 96 Fix     | <b>BRT2 4896RAFX</b>  | 213                   | 2977                 | 3316                 | 4481 | 5497 | 5635  |
|                    | 48 x 120 Fix    | <b>BRT2 48120RAFX</b> | 269                   |                      | 4296                 |      |      | 6828  |
|                    | 48 x 144 Fix    | <b>BRT2 48144RAFX</b> | 311                   |                      | 5880                 |      |      | 8829  |
|                    | 48 x 192 Fix    | <b>BRT2 48192RAFX</b> | 420                   |                      | 6941                 |      |      | 12108 |
| DI                 | 36 x 72 Fix     | <b>BRD1 3672RAFX</b>  | 151                   | 3462                 | 3658                 | 4423 | 5068 | 5182  |
|                    | 42 x 84 Fix     | <b>BRD1 4284RAFX</b>  | 216                   | 4169                 | 4443                 | 5586 | 6542 | 6663  |
|                    | 48 x 96 Fix     | <b>BRD1 4896RAFX</b>  | 251                   | 4448                 | 4789                 | 5951 | 6967 | 7108  |
|                    | 48 x 120 Fix    | <b>BRD1 48120RAFX</b> | 326                   |                      | 5767                 |      |      | 8302  |
|                    | 48 x 144 Fix    | <b>BRD1 48144RAFX</b> | 368                   |                      | 8084                 |      |      | 11037 |
|                    | 48 x 192 Fix    | <b>BRD1 48192RAFX</b> | 496                   |                      | 10424                |      |      | 15593 |
|                    | 60 x 144 Fix    | <b>BRD1 60144RAFX</b> | 420                   |                      | 10280                |      |      | 14057 |
|                    | 60 x 192 Fix    | <b>BRD1 60192RAFX</b> | 569                   |                      | 14132                |      |      | 19265 |
| <b>Oval</b>        |                 |                       |                       |                      |                      |      |      |       |
| T1                 | 36 x 72 Fix     | <b>BRT1 3672OVFX</b>  | 111                   | 2016                 | 2231                 | 3072 | 3784 | 3908  |
|                    | 36 x 72 Fold    | <b>BRT1 3672OVFO</b>  | 115                   | 2429                 | 2643                 | 3483 | 4199 | 4320  |
|                    | 36 x 72 Tilt    | <b>BRT1 3672OVTL</b>  | 123                   | 2355                 | 2570                 | 3408 | 4124 | 4247  |
| T2                 | 42 x 84 Fix     | <b>BRT2 4284OVFX</b>  | 162                   |                      | 3155                 |      |      | 5598  |
|                    | 48 x 96 Fix     | <b>BRT2 4896OVFX</b>  | 192                   |                      | 3541                 |      |      | 6092  |
|                    | 48 x 120 Fix    | <b>BRT2 48120OVFX</b> | 242                   |                      | 4617                 |      |      | 7401  |
| DI                 | 36 x 72 Fix     | <b>BRD1 3672OVFX</b>  | 141                   |                      | 4188                 |      |      | 5865  |
|                    | 42 x 84 Fix     | <b>BRD1 4284OVFX</b>  | 200                   |                      | 4628                 |      |      | 7069  |
|                    | 48 x 96 Fix     | <b>BRD1 4896OVFX</b>  | 230                   |                      | 5012                 |      |      | 7562  |
|                    | 48 x 120 Fix    | <b>BRD1 48120OVFX</b> | 299                   |                      | 6088                 |      |      | 8874  |

**To Order, Specify...**

- 1 Model Number
- 2 Top Material
- 3 Edge Style and Thickness
- 4 Edge Color
- 5 Base Color
- 6 Additional Options

**Note:** Chrome, Nickel & Transparent Powder Coats not available on disc bases



| Veneer Wood   | Veneer 1 1/4" Wood   | Veneer 1 1/4" Wood   |
|---|--|--|
| Flat<br><br><b>VW2R</b><br>1 1/4"    | Square<br><br><b>VWS2 VWS3</b><br>1 1/4" 1 1/4" | Bullnose<br><br><b>VWB2 VWB3</b><br>1 1/4" 1 1/4" |
| Fluted<br><br><b>VWF2R</b><br>1 1/4" | Fluted<br><br><b>VWF2 VWF3</b><br>1 1/4" 1 1/4" |  |
| 1 1/4"  | 1 1/4"   | 1 1/4"   |
| 5585  | 6175   | 6374   |
| 5999  | 6587   | 6784   |
| 5921  | 6511   | 6708   |
| 6831  | 7517   | 7790   |
| 7421  | 8175   | 8445   |
| 7598  | 8382   | 8666   |
|   |  | 9610   |
|   |  | 13073  |
|   |  | 16704  |
| 7158  | 7748   | 7946   |
| 8303  | 8992   | 9262   |
| 9070  | 9851   | 10135  |
|   |  | 11084  |
|   |  | 15277  |
|   |  | 20189  |
|   |  | 19065  |
|   |  | 25706  |
| 6078  | 6731   | 6947   |
| 6497  | 7144   | 7358   |
| 6420  | 7069   | 7288   |
|   |  | 8461   |
|   |  | 9423   |
|   |  | 10461  |
|   |  | 8905   |
|   |  | 9932   |
|   |  | 10893  |
|   |  | 11938  |

**Base Options**

|   | Code  | Price   |
|---|-------|---------|
| Assembled Folding Table .....                       | BAF   | \$ 77   |
| Alternate Table Height 32" & Under .....            | BAH   | \$ 100  |
| Alternate Table Height 32" & Over .....             | BSP   | \$ call |
| Casters (4), Dual Wheel Black Hard Wheel Tl. ....   | CAS55 | \$ 171  |
| Casters (4), Dual Wheel Black Soft Tl. ....         | CAS57 | \$ 171  |
| Mix, Dual Wheel Casters & Glides Tl. ....           | BMD   | \$ 163  |
| Self-Leveling Glides (4) Tl. ....                   | GLD04 | \$ 49   |
| Stretcher Rail (Fix/Tilt) Finish Same as Base ..... | BSR   | \$ 243  |

**Finish Options**

|  |        |
|--|--------|
| Chrome (not available on disc bases) ..... | \$ 165 |
| Nickel (not available on disc bases) ..... | \$ 223 |
| Powder Coat, Standard .....                | n/c    |
| Powder Coat, Premium .....                 | \$ 165 |
| Platinum .....                             | \$ 488 |

**Top Options**

|                                      |     |        |
|--------------------------------------|-----|--------|
| 2-Piece Top (120" length only) ..... | T2P | \$ 629 |
| Special Laminate .....               | TSP | call   |
| Custom Cutout (per cutout) .....     | TCC | \$ 120 |

**Power + Data Options**

Please reference the Power + Data Price List

**Wire Management Options**

|   |     |        |
|---|-----|--------|
| Basket, Under Top Mount .....                       | WBT | \$ 97  |
| Cable Hook Legway Tl. ....                          | WCK | \$ 119 |
| Canvas Legway .....                                 | WCL | \$ 100 |
| Plastic Legway Tl. ....                             | WRL | \$ 78  |
| 1 Oval Brush Grommet, Location K .....              | WOK | \$ 97  |
| 1 Oval Brush Grommet, Provide Location Print. ....  | WOG | \$ 97  |
| 1 Round Grommet, Location K .....                   | WRK | \$ 76  |
| 1 Round Grommet, Provide Location Print .....       | WRG | \$ 76  |
| Power Hatch (black), Available in 6" increments ... | WPH |        |
| 24" or less (each) .....                            |     | \$ 256 |
| 25" to 48" (each) .....                             |     | \$ 333 |
| 49" to 81" (each) .....                             |     | \$ 405 |

**Accessories**

|                                     |         |         |
|-------------------------------------|---------|---------|
| Table Transport .....               | ATT3054 | \$ 1855 |
| Table Floor Mount Bracket Set ..... | AFB     | \$ 57   |



**Questions?**

800 876 2120

⊕ Indicates Number of Bases

top >  
edge >

edge ordering code >

top thickness >

edge ordering code >

top thickness >

top thickness price >

| Laminate PVC       | Laminate T-Mold     | Laminate Wood           | Laminate Soft PVC     | Laminate 1 1/2" Wood     | Laminate 1 1/2" Wood |
|--------------------|---------------------|-------------------------|-----------------------|--------------------------|----------------------|
| Flat               | Convex              | Flat                    | Bumper                | Square                   | Bullnose             |
|                    |                     |                         |                       |                          |                      |
| <b>LP2R LP3R</b>   | <b>LT2 LT3</b>      | <b>LW2R</b>             | <b>LB2R</b>           | <b>LWS2 LWS3</b>         | <b>LWB2 LWB3</b>     |
| 1 1/4" 1 3/4"      | 1 1/4" 1 3/4"       | 1 1/4"                  | 1 1/4"                | 1 1/4" 1 3/4"            | 1 1/4" 1 3/4"        |
| Fluted             |                     | Fluted                  | Reverse Bevel Acrylic | Fluted                   |                      |
|                    |                     |                         |                       |                          |                      |
| <b>LPF2R LPF3R</b> |                     | <b>LWF2R</b>            | <b>LMRA2R</b>         | <b>LWF2 LWF3</b>         |                      |
| 1 1/4" 1 3/4"      |                     | 1 1/4"                  | 1 1/4"                | 1 1/4" 1 3/4"            |                      |
| 1 1/4"             | 1 3/4"              | 1 1/4"                  |                       | 1 1/4"                   | 1 3/4"               |
| Base Style         | Table Description   | Model #                 | Product Wt            | 3092 3490 4736 5845 5984 |                      |
|                    | T2 30 x 42 x 96 Fix | <b>BRT2 3096BTFX</b>    | 196                   |                          |                      |
|                    | 36 x 48 x 96 Fix    | <b>BRT2 3696BTFX</b>    | 217                   |                          |                      |
|                    | 36 x 48 x 120 Fix   | <b>BRT2 36120BTFX</b> ③ | 270                   |                          |                      |
|                    | 36 x 48 x 144 Fix   | <b>BRT2 36144BTFX</b> ③ | 308                   |                          |                      |
|                    | D1 30 x 42 x 96 Fix | <b>BRD1 3096BTFX</b>    | 234                   |                          |                      |
|                    | 36 x 48 x 96 Fix    | <b>BRD1 3696BTFX</b>    | 255                   |                          |                      |
|                    | 36 x 48 x 120 Fix   | <b>BRD1 36120BTFX</b> ③ | 327                   |                          |                      |
|                    | 36 x 48 x 144 Fix   | <b>BRD1 36144BTFX</b> ③ | 365                   |                          |                      |






**Note:** Chrome, Nickel & Transparent Powder Coats not available on disc bases

**To Order, Specify...**

- ① Model Number
- ② Top Material
- ③ Edge Style and Thickness
- ④ Edge Color
- ⑤ Base Color
- ⑥ Additional Options





| Veneer Wood   | Veneer 1 1/4" Wood  | Veneer 1 1/4" Wood  |
|---|---|---|
| Flat  | Square  | Bullnose  |
|  |  |  |
| <b>VW2R</b>   | <b>VWS2 VWS3</b>  | <b>VWB2 VWB3</b>  |
| 1 1/4"  | 1 1/4" 1 1/4"   | 1 1/4" 1 1/4"   |
| Fluted  | Fluted  |   |
|  |  |   |
| <b>VWF2R</b>  | <b>VWF2 VWF3</b>  |   |
| 1 1/4"  | 1 1/4" 1 1/4"   |   |
| 1 1/4"  | 1 1/4"  | 1 1/4"  |
| 8179  | 9005  | 9305  |
| 8311  | 9181  | 9464  |
|   |   | 11071   |
|   |   | 14255   |
| 9594  | 10421   | 10723   |
| 9783  | 10650   | 10935   |
|   |   | 13280   |
|   |   | 16464   |

**Base Options**

|   | Code | Price   |
|---|------|---------|
| Alternate Table Height 32" & Under..... | BAH  | \$ 100  |
| Alternate Table Height 32" & Over.....  | BSP  | \$ call |

**Finish Options**

|   |  |        |
|---|--|--------|
| Chrome (not available on disc bases)..... |  | \$ 165 |
| Nickel (not available on disc bases)..... |  | \$ 223 |
| Powder Coat, Standard.....                |  | n/c    |
| Powder Coat, Premium.....                 |  | \$ 165 |
| Platinum.....                             |  | \$ 488 |

**Top Options**

|                                     |     |        |
|-------------------------------------|-----|--------|
| 2-Piece Top (120" length only)..... | T2P | \$ 629 |
| Special Laminate.....               | TSP | call   |
| Custom Cutout (per cutout).....     | TCC | \$ 120 |

**Power + Data Options**

Please reference the Power + Data Price List

**Wire Management Options**

|   |     |        |
|---|-----|--------|
| Basket, Under Top Mount.....                          | WBT | \$ 97  |
| Plastic Runner, Under Top Mount.....                  | WRT | \$ 165 |
| 1 Oval Brush Grommet, Location K.....                 | WOK | \$ 97  |
| 1 Oval Brush Grommet, Provide Location Print.....     | WOG | \$ 97  |
| 1 Round Grommet, Location K.....                      | WRK | \$ 76  |
| 1 Round Grommet, Provide Location Print.....          | WRG | \$ 76  |
| Power Hatch (black), Available in 6" increments...WPH |     |        |
| 24" or less (each).....                               |     | \$ 256 |
| 25" to 48" (each).....                                |     | \$ 333 |
| 49" to 81" (each).....                                |     | \$ 405 |

**Accessories**

|                                    |     |       |
|------------------------------------|-----|-------|
| Table Floor Mount Bracket Set..... | AFB | \$ 57 |
|------------------------------------|-----|-------|

**Brattice**

Split Top, Corner,  
Video Wedge + Transition



**VERSTEEL**

**Questions?**

800 876 2120

top >  
edge >

edge ordering code (radius corner) >  
or  
edge ordering code (square corner) >  
top thickness >

edge ordering code (radius corner) >  
or  
edge ordering code (square corner) >  
top thickness >  
top thickness price >

| Laminate PVC                   | Laminate T-Mold                | Laminate Wood                  | Laminate Soft PVC                | Laminate 1 1/2" Wood          |
|--------------------------------|--------------------------------|--------------------------------|----------------------------------|-------------------------------|
| Flat                           | Convex                         | Flat                           | Bumper                           | Square                        |
|                                |                                |                                |                                  |                               |
| LP2R<br>or<br>LP2S<br>1 1/4"   | LP3R<br>or<br>LP3S<br>1 3/4"   | LT2<br>LT3<br>1 1/4" 1 3/4"    | LW2R<br>or<br>LW2S<br>1 1/4"     | LB2R<br>1 1/4"                |
| Fluted                         |                                | Fluted                         | Reverse Bevel Acrylic            | Fluted                        |
|                                |                                |                                |                                  |                               |
| LPF2R<br>or<br>LPF2S<br>1 1/4" | LPF3R<br>or<br>LPF3S<br>1 3/4" | LWF2R<br>or<br>LWF2S<br>1 1/4" | LMRA2R<br>or<br>LMRA2S<br>1 1/4" | LWS2<br>LWS3<br>1 1/4" 1 3/4" |
| 1 1/4"                         | 1 3/4"                         | 1 1/4"                         | 1 1/4"                           | 1 1/4" 1 3/4"                 |
| <b>Split Top</b>               |                                |                                |                                  |                               |
| 36 x 48 Split Rectangle Fix    | <b>BRTI 3648RSFX</b>           | 105                            | 3248 3479                        | 4006 4401 4476                |
| 36 x 60 Split Rectangle Fix    | <b>BRTI 3660RSFX</b>           | 121                            | 3416 3542                        | 4345 4834 4908                |
| 36 x 72 Split Rectangle Fix    | <b>BRTI 3672RSFX</b>           | 141                            | 3586 3746                        | 4685 5287 5382                |
| <b>Corner</b>                  |                                |                                |                                  |                               |
| 24 x 42 Fix                    | <b>BRTI 2442CRFX</b>           | 90                             | 1748 1838                        | 2415 2753 2805                |
| 30 x 48 Fix                    | <b>BRTI 3048CRFX</b>           | 109                            | 1860 2073                        | 2559 2924 2977                |
| <b>Video Wedge</b>             |                                |                                |                                  |                               |
| 24 x 48 Fix                    | <b>BRTI 2448VWFX</b>           | 48                             | 1422 1632                        | 2035 2459 2570                |
| 30 x 60 Fix                    | <b>BRTI 3060VWFX</b>           | 65                             | 1670 1946                        | 2514 3086 3216                |
| 36 x 72 Fix                    | <b>BRTI 3672VWFX</b>           | 85                             | 1996 2358                        | 3062 3792 3942                |
| <b>Transition</b>              |                                |                                |                                  |                               |
| 24 x 30 Fix                    | <b>BRTI 2430TRFX</b>           | 47                             | 1240 1373                        | 1696 1954 1994                |
| 30 x 30 Fix                    | <b>BRTI 3030TRFX</b>           | 54                             | 1255 1386                        | 1710 1967 2011                |
| 36 x 30 Fix                    | <b>BRTI 3630TRFX</b>           | 58                             | 1322 1472                        | 1913 2199 2314                |

Base Style

Table Description

Model #

Product Wt







T1

**To Order, Specify...**

- 1 Model Number
- 2 Top Material
- 3 Edge Style and Thickness
- 4 Edge Color
- 5 Base Color
- 6 Additional Options



| Veneer Wood   | Veneer 1 1/4" Wood  |                       |
|---|---|-----------------------|
| Flat  | Square  |                       |
|  |  |                       |
| <b>VW2R</b><br>or<br><b>VW2S</b><br>1 1/4"  | <b>VWS2</b><br>1 1/4"   | <b>VWS3</b><br>1 1/4" |
| Fluted  | Fluted  |                       |
|  |  |                       |
| <b>VWF2R</b><br>or<br><b>VWF2S</b><br>1 1/4"                                      | <b>VWF2</b><br>1 1/4"   | <b>VWF3</b><br>1 1/4" |
| 1 1/4"  | 1 1/4"  | 1 1/4"                |
| 5729  | 6132  | 6522                  |
| 6165  | 6617  | 7081                  |
| 6684  | 7186  | 7646                  |
| 3613  | 3918  | 4009                  |
| 4131  | 4497  | 4618                  |
| 3266  | 3565  | 3758                  |
| 3910  | 4282  | 4534                  |
| 4714  | 5169  | 5481                  |
| 2697  | 2927  | 3000                  |
| 2712  | 2945  | 3015                  |
| 3105  | 3388  | 3475                  |

**Base Options**

|   | <b>Code</b>  | <b>Price</b> |
|---|--------------|--------------|
| Alternate Table Height 32" & Under.....       | <b>BAH</b>   | \$ 100       |
| Alternate Table Height 32" & Over.....        | <b>BSP</b>   | \$ call      |
| Adjustable Height, Pneumatic (Fix/Tilt).....  | <b>BAT</b>   | \$ 1228      |
| Casters (4), Dual Wheel Black Hard Wheel..... | <b>CAS55</b> | \$ 171       |
| Casters (4), Dual Wheel Black Soft Wheel..... | <b>CAS57</b> | \$ 171       |
| Mix, Dual Wheel Casters & Glides.....         | <b>BMD</b>   | \$ 163       |
| Self-Leveling Glides (4).....                 | <b>GLD04</b> | \$ 49        |
| Stretcher Rail (Finish Same as Base).....     | <b>BSR</b>   | \$ 243       |

**Finish Options**

|                            |        |
|----------------------------|--------|
| Chrome.....                | \$ 165 |
| Nickel.....                | \$ 223 |
| Powder Coat, Standard..... | n/c    |
| Powder Coat, Premium.....  | \$ 165 |
| Platinum.....              | \$ 488 |

**Top Options**

|                                 |            |        |
|---------------------------------|------------|--------|
| Table Link.....                 | <b>TLK</b> | \$ 251 |
| Special Laminate.....           | <b>TSP</b> | call   |
| Custom Cutout (per cutout)..... | <b>TCC</b> | \$ 120 |

**Power + Data Options**

Please reference the Power + Data Price List

**Wire Management Options**

|   |            |        |
|---|------------|--------|
| Basket, Under Top Mount.....                      | <b>WBT</b> | \$ 97  |
| Cable Hook Legway.....                            | <b>WCK</b> | \$ 119 |
| Canvas Legway.....                                | <b>WCL</b> | \$ 100 |
| Plastic Legway.....                               | <b>WRL</b> | \$ 78  |
| 1 Oval Brush Grommet, Provide Location Print..... | <b>WOG</b> | \$ 97  |
| 1 Round Grommet, Provide Location Print.....      | <b>WRG</b> | \$ 76  |

**Accessories**

|                                    |            |       |
|------------------------------------|------------|-------|
| Table Floor Mount Bracket Set..... | <b>AFB</b> | \$ 57 |
|------------------------------------|------------|-------|

**Brattice**  
Trapezoid,  
Crescent + Teardrop



**Questions?**

800 876 2120

Overlapping Folding Bases

edge ordering code (radius corner) >  
or  
edge ordering code (square corner) >  
top thickness >

edge ordering code (radius corner) >  
or  
edge ordering code (square corner) >  
top thickness >  
top thickness price >

top >  
edge >





|                        |  | Laminate PVC                   |                                | Laminate T-Mold |               | Laminate Wood                  |      | Laminate Soft PVC                |      | Laminate 1 1/2" Wood |                |
|------------------------|--|--------------------------------|--------------------------------|-----------------|---------------|--------------------------------|------|----------------------------------|------|----------------------|----------------|
|                        |  | Flat                           |                                | Convex          |               | Flat                           |      | Bumper                           |      | Square               |                |
|                        |  | LP2R<br>or<br>LP2S<br>1 1/4"   | LP3R<br>or<br>LP3S<br>1 3/4"   | LT2<br>1 1/4"   | LT3<br>1 3/4" | LW2R<br>or<br>LW2S<br>1 1/4"   |      | LB2R<br>1 1/4"                   |      | LWS2<br>1 1/4"       | LWS3<br>1 3/4" |
|                        |  | Fluted                         |                                |                 |               | Fluted                         |      | Reverse Bevel Acrylic            |      | Fluted               |                |
|                        |  | LPF2R<br>or<br>LPF2S<br>1 1/4" | LPF3R<br>or<br>LPF3S<br>1 3/4" |                 |               | LWF2R<br>or<br>LWF2S<br>1 1/4" |      | LMRA2R<br>or<br>LMRA2S<br>1 1/4" |      | LWF2<br>1 1/4"       | LWF3<br>1 3/4" |
|                        |  | 1 1/4"                         |                                | 1 3/4"          |               | 1 1/4"                         |      | 1 1/4"                           |      | 1 1/4"               |                |
| Base Style             | Table Description  | Model #                        | Product Wt                     |                 |               |                                |      |                                  |      |                      |                |
| <p>T1</p>              | <b>Trapezoid</b>   |                                |                                |                 |               |                                |      |                                  |      |                      |                |
|                        | 24 x 24 x 24 x 48 Fix                                      | <b>BRT1 2448TZFX</b>           | 49                             | 1225            | 1333          |                                | 1724 |                                  | 2067 | 2112                 |                |
|                        | 24 x 24 x 24 x 48 Slim-Tilt                                | <b>BRT1 2448TZST</b>           | 61                             | 1565            | 1670          |                                | 2058 |                                  | 2401 | 2453                 |                |
|                        | 24 x 48 x 24 x 72 Fix                                      | <b>BRT1 2472TZFX</b>           | 70                             | 1484            | 1609          |                                | 2117 |                                  | 2548 | 2595                 |                |
|                        | 24 x 48 x 24 x 72 Fold <input checked="" type="checkbox"/> | <b>BRT1 2472TZFO</b>           | 72                             | 1895            | 2019          |                                | 2530 |                                  | 2962 | 3010                 |                |
|                        | 24 x 48 x 24 x 72 Slim-Tilt                                | <b>BRT1 2472TZST</b>           | 82                             | 1822            | 1949          |                                | 2457 |                                  | 2891 | 2935                 |                |
|                        | 30 x 30 x 30 x 60 Fix                                      | <b>BRT1 3060TZFX</b>           | 69                             | 1419            | 1608          |                                | 2088 |                                  | 2543 | 2619                 |                |
|                        | 30 x 30 x 30 x 60 Slim-Tilt                                | <b>BRT1 3060TZST</b>           | 81                             | 1757            | 1947          |                                | 2427 |                                  | 2882 | 2960                 |                |
|                        | 36 x 36 x 36 x 72 Fix                                      | <b>BRT1 3672TZFX</b>           | 90                             | 1676            | 1908          |                                | 2506 |                                  | 3063 | 3154                 |                |
|                        | 36 x 36 x 36 x 72 Fold <input checked="" type="checkbox"/> | <b>BRT1 3672TZFO</b>           | 94                             | 2091            | 2319          |                                | 2919 |                                  | 3479 | 3567                 |                |
| 36 x 36 x 36 x 72 Tilt | <b>BRT1 3672TZTL</b>                                       | 102                            | 2016                           | 2246            |               | 2843                           |      | 3402                             | 3490 |                      |                |
| <p>T1</p>              | <b>Crescent</b>  |                                |                                |                 |               |                                |      |                                  |      |                      |                |
|                        | 24 x 48 x 75 Fix   | <b>BRT1 2475CTFX</b>           | 72                             | 1548            | 1812          |                                | 2314 |                                  | 2832 | 2946                 |                |
|                        | 24 x 48 x 75 Fold <input checked="" type="checkbox"/>      | <b>BRT1 2475CTFO</b>           | 76                             | 1963            |               |                                | 2728 |                                  | 3247 |                      |                |
|                        | 24 x 60 x 94 Fix   | <b>BRT1 2494CTFX</b>           | 92                             | 2246            | 2585          |                                | 3361 |                                  | 4112 | 4237                 |                |
|                        | 24 x 60 x 94 Fold <input checked="" type="checkbox"/>      | <b>BRT1 2494CTFO</b>           | 96                             | 2663            |               |                                | 3775 |                                  | 4527 |                      |                |
|                        | 30 x 60 x 94 Fix   | <b>BRT1 3094CTFX</b>           | 105                            | 2302            | 2655          |                                | 3409 |                                  | 4162 | 4287                 |                |
|                        | 30 x 60 x 94 Fold <input checked="" type="checkbox"/>      | <b>BRT1 3094CTFO</b>           | 109                            | 2715            |               |                                | 3826 |                                  | 4574 |                      |                |
|                        | 36 x 72 x 113 Fix  | <b>BRT1 36113CTFX</b>          | 141                            | 2664            | 3128          |                                | 4446 |                                  | 5648 | 5813                 |                |
| 36 x 72 x 113 Fold     | <b>BRT1 36113CTFD</b>                                      | 145                            | 3079                           |                 |               | 4859                           |      | 6063                             |      |                      |                |
| <p>X4</p>              | <b>Teardrop</b>  |                                |                                |                 |               |                                |      |                                  |      |                      |                |
|                        | 42 x 24 Fix  | <b>BRX4 4224TDFX</b>           | 89                             | 1938            | 2178          |                                | 2765 |                                  | 3324 | 3443                 |                |
|                        | 52 x 30 Fix  | <b>BRX4 5230TDFX</b>           | 111                            | 2319            | 2651          |                                | 3391 |                                  | 4112 | 4225                 |                |
| <p>DI</p>              |  |                                |                                |                 |               |                                |      |                                  |      |                      |                |
|                        | 42 x 24 Fix  | <b>BRD1 4224TDFX</b>           | 123                            | 2804            | 3046          |                                | 3631 |                                  | 4192 | 4308                 |                |
|                        | 52 x 30 Fix  | <b>BRD1 5230TDFX</b>           | 146                            | 3188            | 3619          |                                | 4376 |                                  | 4978 | 5240                 |                |

**To Order, Specify...**

- 1 Model Number
- 2 Top Material
- 3 Edge Style and Thickness
- 4 Edge Color
- 5 Base Color
- 6 Additional Options

**Note:** Chrome, Nickel & Transparent Powder Coats not available on disc bases



| Veneer Wood   | Veneer 1 1/4" Wood  |                       |
|---|---|-----------------------|
| Flat  | Square  |                       |
|  |  |                       |
| <b>VWF2R</b><br>or<br><b>VWF2S</b><br>1 1/4"                                      | <b>VWS2</b><br>1 1/4"   | <b>VWS3</b><br>1 1/4" |
| Fluted  | Fluted  |                       |
|  |  |                       |
| <b>VWF2R</b><br>or<br><b>VWF2S</b><br>1 1/4"                                      | <b>VWF2</b><br>1 1/4"   | <b>VWF3</b><br>1 1/4" |
| 1 1/4"  | 1 1/4"  | 1 1/4"                |
| 3075  | 3350  | 3445                  |
| 3409  | 3685  | 3782                  |
| 3529  | 3863  | 4026                  |
| 3944  | 4279  | 4441                  |
| 3870  | 4204  | 4366                  |
| 3417  | 3731  | 3837                  |
| 3755  | 4069  | 4175                  |
| 3887  | 4248  | 4384                  |
| 4301  | 4665  | 4799                  |
| 4224  | 4588  | 4725                  |
| 3517  | 3842  | 4051                  |
| 3933  | 4256  |                       |
| 5002  | 5497  | 5659                  |
| 5417  | 5908  |                       |
| 4314  | 4727  | 4912                  |
| 4727  | 5141  |                       |
| 5805  | 6381  | 6749                  |
| 6220  | 6796  |                       |
| 3559  | 3842  | 3962                  |
| 4264  | 4631  | 4746                  |
| 4425  | 4710  | 4829                  |
| 5131  | 5498  | 5613                  |

**Base Options**

|  | Code  | Price   |
|--|-------|---------|
| Alternate Table Height 32" & Under               | BAH   | \$ 100  |
| Alternate Table Height 32" & Over                | BSP   | \$ call |
| Adjustable Height, Pneumatic T1 (Fix/Tilt)       | BAT   | \$ 1228 |
| Adjustable Height, Pneumatic D1 (Fix)            | BAX   | \$ 738  |
| Casters (4), Dual Wheel Black Hard Wheel         | CAS55 | \$ 171  |
| Casters (4), Dual Wheel Black Soft Wheel         | CAS57 | \$ 171  |
| Mix, Dual Wheel Casters & Glides T1              | BMD   | \$ 163  |
| Self-Leveling Glides (4) T1, X4                  | GLD04 | \$ 49   |
| Stretcher Rail T1 (Fix/Tilt) Finish Same as Base | BSR   | \$ 243  |

**Finish Options**

|                                      |        |
|--------------------------------------|--------|
| Chrome (not available on disc bases) | \$ 165 |
| Nickel (not available on disc bases) | \$ 223 |
| Powder Coat, Standard                | n/c    |
| Powder Coat, Premium                 | \$ 165 |
| Platinum                             | \$ 488 |

**Top Options**

|                            |     |        |
|----------------------------|-----|--------|
| Table Link                 | TLK | \$ 251 |
| Special Laminate           | TSP | call   |
| Custom Cutout (per cutout) | TCC | \$ 120 |

**Power + Data Options**

Please reference the Power + Data Price List

**Wire Management Options**

|  |     |        |
|--|-----|--------|
| Basket, Under Top Mount                      | WBT | \$ 97  |
| Cable Hook Legway T1                         | WCK | \$ 119 |
| Canvas Legway                                | WCL | \$ 100 |
| Plastic Legway T1                            | WRL | \$ 78  |
| 1 Oval Brush Grommet, Provide Location Print | WOG | \$ 97  |
| 1 Round Grommet, Provide Location Print      | WRG | \$ 76  |

**Accessories**

|                               |         |         |
|-------------------------------|---------|---------|
| Table Transport               | ATT3054 | \$ 1855 |
| Table Floor Mount Bracket Set | AFB     | \$ 57   |

**Brattice**  
Half Round  
+ Quarter Round



**Questions?**

800 876 2120

- ☑ Overlapping Folding Bases
- Ⓜ Indicates Number of Bases

edge ordering code (radius corner) >  
or  
edge ordering code (square corner) >  
top thickness >

edge ordering code (radius corner) >  
or  
edge ordering code (square corner) >  
top thickness price >

top >  
edge >





| Laminate PVC                   | Laminate T-Mold                | Laminate Wood                  | Laminate Soft PVC                | Laminate 1/4" Wood |      |      |      |      |
|--------------------------------|--------------------------------|--------------------------------|----------------------------------|--------------------|------|------|------|------|
| Flat                           | Convex                         | Flat                           | Bumper                           | Square             |      |      |      |      |
|                                |                                |                                |                                  |                    |      |      |      |      |
| LP2R<br>or<br>LP2S<br>1 1/4"   | LP3R<br>or<br>LP3S<br>1 3/4"   | LT2<br>LT3<br>1 1/4" 1 3/4"    | LW2R<br>or<br>LW2S<br>1 1/4"     | LB2R<br>1 1/4"     |      |      |      |      |
| LWS2<br>1 1/4"                 | LWS3<br>1 3/4"                 |                                |                                  |                    |      |      |      |      |
| Fluted                         |                                | Fluted                         | Reverse Bevel Acrylic            | Fluted             |      |      |      |      |
|                                |                                |                                |                                  |                    |      |      |      |      |
| LPF2R<br>or<br>LPF2S<br>1 1/4" | LPF3R<br>or<br>LPF3S<br>1 3/4" | LWF2R<br>or<br>LWF2S<br>1 1/4" | LMRA2R<br>or<br>LMRA2S<br>1 1/4" | LWF2<br>1 1/4"     |      |      |      |      |
| LWF3<br>1 3/4"                 |                                |                                |                                  |                    |      |      |      |      |
| 1 1/4"                         | 1 3/4"                         | 1 1/4"                         | 1 1/4"                           | 1 1/4" 1 3/4"      |      |      |      |      |
| <b>Base Style</b>              | <b>Table Description</b>       | <b>Model #</b>                 | <b>Product Wt</b>                |                    |      |      |      |      |
|                                | <b>Half Round</b>              |                                |                                  |                    |      |      |      |      |
|                                | TI 24 x 48 Fix                 | <b>BRTI 2448HFFX</b>           | 54                               | 1225               | 1387 | 1696 | 2019 | 2108 |
|                                | 30 x 60 Fix                    | <b>BRTI 3060HFFX</b>           | 74                               | 1421               | 1631 | 2070 | 2512 | 2613 |
|                                | 30 x 60 Fold ☑                 | <b>BRTI 3060HFFO</b>           | 78                               | 1834               | 2043 | 2483 | 2923 | 3024 |
|                                | 30 x 60 Slim-Tilt              | <b>BRTI 3060HFST</b>           | 86                               | 1759               | 1969 | 2410 | 2853 | 2949 |
|                                | 36 x 72 Fix                    | <b>BRTI 3672HFFX</b>           | 102                              | 1676               | 1955 | 2498 | 3056 | 3175 |
|                                | 36 x 72 Fold ☑                 | <b>BRTI 3672HFFO</b>           | 106                              | 2089               | 2366 | 2911 | 3468 | 3586 |
| 36 x 72 Slim-Tilt              | <b>BRTI 3672HFST</b>           | 114                            | 2015                             | 2292               | 2833 | 3393 | 3510 |      |
| <b>Quarter Round</b>           |                                |                                |                                  |                    |      |      |      |      |
| NB                             | 24 No Base (link included)     | <b>BRNB 24QR</b>               | 16                               | 753                | 880  | 1040 | 1243 | 1293 |
| TI                             | 30 Fix (link included)         | <b>BRTI 30QRFX</b> ①           | 39                               | 1124               | 1262 | 1480 | 1731 | 1792 |
|                                | 30 Tilt (link included)        | <b>BRTI 30QRTL</b> ①           | 45                               | 1295               | 1429 | 1648 | 1901 | 1963 |
|                                | 36 Fix (link included)         | <b>BRTI 36QRFX</b> ①           | 49                               | 1208               | 1385 | 1661 | 1975 | 2028 |
|                                | 36 Tilt (link included)        | <b>BRTI 36QRTL</b> ①           | 55                               | 1380               | 1552 | 1831 | 2145 | 2199 |
| XI                             | 30 Fix                         | <b>BRXI 30QRFX</b>             | 50                               | 1156               | 1297 | 1513 | 1767 | 1827 |
|                                | 30 Tilt                        | <b>BRXI 30QRTL</b>             | 54                               | 1326               | 1463 | 1684 | 1933 | 1995 |
|                                | 36 Fix                         | <b>BRXI 36QRFX</b>             | 61                               | 1243               | 1419 | 1696 | 2010 | 2066 |
|                                | 36 Tilt                        | <b>BRXI 36QRTL</b>             | 64                               | 1413               | 1586 | 1864 | 2178 | 2233 |

**Note:** Please refer to page 12 in the All Tables Price List for the standard laminate/grain direction on these tops

**To Order, Specify...**

- ① Model Number
- ② Top Material
- ③ Edge Style and Thickness
- ④ Edge Color
- ⑤ Base Color
- ⑥ Additional Options



| Veneer Wood   | Veneer 1 1/4" Wood  |                       |
|---|---|-----------------------|
| Flat  | Square  |                       |
|  |  |                       |
| <b>VW2R</b><br>or<br><b>VW2S</b><br>1 1/4"  | <b>VWS2</b><br>1 1/4"   | <b>VWS3</b><br>1 1/4" |
| Fluted  | Fluted  |                       |
|  |  |                       |
| <b>VWF2R</b><br>or<br><b>VWF2S</b><br>1 1/4"                                      | <b>VWF2</b><br>1 1/4"   | <b>VWF3</b><br>1 1/4" |
| 1 1/4"  | 1 1/4"  | 1 1/4"                |
| 2643  | 2872  | 3024                  |
| 3144  | 3428  | 3627                  |
| 3559  | 3840  | 4041                  |
| 3483  | 3769  | 3966                  |
| 3765  | 4116  | 4353                  |
| 4175  | 4528  | 4768                  |
| 4101  | 4452  | 4693                  |
| 1724  | 1886  | 1931                  |
| 2224  | 2410  | 2536                  |
| 2392  | 2579  | 2702                  |
| 2454  | 2664  | 2880                  |
| 2620  | 2831  | 3049                  |
| 2257  | 2441  | 2570                  |
| 2426  | 2614  | 2740                  |
| 2486  | 2697  | 2916                  |
| 2652  | 2866  | 3082                  |

**Base Options**

|  | <b>Code</b> | <b>Price</b> |
|--|-------------|--------------|
| Assembled Folding Table .....                          | BAF         | \$ 77        |
| Alternate Table Height 32" & Under .....               | BAH         | \$ 100       |
| Alternate Table Height 32" & Over .....                | BSP         | \$ call      |
| Adjustable Height, Pneumatic T1 (Fix/Tilt) .....       | BAT         | \$ 1228      |
| Adjustable Height, Pneumatic X1 (Fix/Tilt) .....       | BAX         | \$ 738       |
| Casters (4), Dual Wheel Black Hard Wheel .....         | CAS55       | \$ 171       |
| Casters (4), Dual Wheel Black Soft Wheel .....         | CAS57       | \$ 171       |
| Mix, Dual Wheel Casters & Glides T1 .....              | BMD         | \$ 163       |
| Self-Leveling Glides (4) .....                         | GLD04       | \$ 49        |
| Stretcher Rail T1 (Fix/Tilt) Finish Same as Base ..... | BSR         | \$ 243       |

**Finish Options**

|                             |        |
|-----------------------------|--------|
| Chrome .....                | \$ 165 |
| Nickel .....                | \$ 223 |
| Powder Coat, Standard ..... | n/c    |
| Powder Coat, Premium .....  | \$ 165 |
| Platinum .....              | \$ 488 |

**Top Options**

|                                  |     |        |
|----------------------------------|-----|--------|
| Table Link .....                 | TLK | \$ 251 |
| Special Laminate .....           | TSP | call   |
| Custom Cutout (per cutout) ..... | TCC | \$ 120 |

**Power + Data Options**

Please reference the Power + Data Price List

**Wire Management Options**

|  |     |        |
|--|-----|--------|
| Basket, Under Top Mount .....                      | WBT | \$ 97  |
| Plastic Runner, Under Top Mount .....              | WRT | \$ 165 |
| Cable Hook Legway T1 .....                         | WCK | \$ 119 |
| Canvas Legway .....                                | WCL | \$ 100 |
| Plastic Legway T1 .....                            | WRL | \$ 78  |
| 1 Oval Brush Grommet, Provide Location Print ..... | WOG | \$ 97  |
| 1 Round Grommet, Provide Location Print .....      | WRG | \$ 76  |

**Accessories**

|                                     |         |         |
|-------------------------------------|---------|---------|
| Table Transport .....               | ATT3054 | \$ 1855 |
| Table Floor Mount Bracket Set ..... | AFB     | \$ 57   |



**Questions?**










800 876 2120

⊕ Indicates Number of Bases

edge ordering code (radius corner) >  
or  
edge ordering code (square corner) >  
top thickness >

edge ordering code (radius corner) >  
or  
edge ordering code (square corner) >  
top thickness >  
top thickness price >

top >  
edge >

| Base Style | Table Description          | Model #          | Product Wt            | Laminate PVC  | Laminate T-Mold   | Laminate Wood  | Laminate Soft PVC   | Laminate 1/4" Wood  |
|------------|----------------------------|------------------|-----------------------|---|---|--|---|---|
|            |                            |                  |                       | Flat  | Convex  | Flat   | Bumper  | Square  |
|            |                            |                  |                       | <br>LP2R or LP2S<br>1 1/4" or 1 3/4"   | <br>LT2 or LT3<br>1 1/4" or 1 3/4" | <br>LW2R or LW2S<br>1 1/4"   | <br>LB2R<br>1 1/4"             | <br>LWS2 or LWS3<br>1 1/4" or 1 3/4" |
| Fluted     |                            | Fluted           | Reverse Bevel Acrylic | Fluted  |   |  |   |   |
|            |                            |                  |                       | <br>LPF2R or LPF2S<br>1 1/4" or 1 3/4" |   | <br>LWF2R or LWF2S<br>1 1/4" | <br>LMRA2R or LMRA2S<br>1 1/4" | <br>LWF2 or LWF3<br>1 1/4" or 1 3/4" |
|            |                            |                  |                       | 1 1/4"  | 1 3/4"  |  | 1 1/4"  | 1 1/4" 1 3/4"   |
|            | <b>18° Wedge</b>           |                  |                       |   |   |  |   |   |
| NB         | 24 No Base (link included) | BRNB 18D24WG     | 12                    | 797   | 883   |  | 1133  | 1374 1406   |
|            | 30 No Base (link included) | BRNB 18D30WG     | 16                    | 847   | 935   |  | 1361  | 1719 1763   |
|            | 36 No Base (link included) | BRNB 18D36WG     | 20                    | 857   | 997   |  | 1418  | 1804 1860   |
|            | <b>30° Wedge</b>           |                  |                       |   |   |  |   |   |
| NB         | 24 No Base (link included) | BRNB 30D24WG     | 11                    | 797   | 883   |  | 1133  | 1374 1406   |
|            | 30 No Base (link included) | BRNB 30D30WG     | 15                    | 847   | 935   |  | 1361  | 1719 1763   |
|            | 36 No Base (link included) | BRNB 30D36WG     | 20                    | 857   | 997   |  | 1418  | 1804 1860   |
|            | <b>45° Wedge</b>           |                  |                       |   |   |  |   |   |
| NB         | 24 No Base (link included) | BRNB 45D24WG     | 10                    | 797   | 883   |  | 1133  | 1374 1406   |
|            | 30 No Base (link included) | BRNB 45D30WG     | 15                    | 847   | 935   |  | 1361  | 1719 1763   |
| TI         | 36 Fix (link included)     | BRTI 45D36WGFx ① | 34                    | 1183  | 1323  |  | 1742  | 2129 2186   |
|            | 36 Tilt (link included)    | BRTI 45D36WGTL ① | 40                    | 1351  | 1492  |  | 1913  | 2298 2355   |
|            | <b>60° Wedge</b>           |                  |                       |   |   |  |   |   |
| NB         | 24 No Base (link included) | BRNB 60D24WG     | 10                    | 797   | 883   |  | 1133  | 1374 1406   |
| TI         | 30 Fix (link included)     | BRTI 60D30WGFx ① | 28                    | 1165  | 1256  |  | 1684  | 2038 2082   |
|            | 30 Tilt (link included)    | BRTI 60D30WGTL ① | 34                    | 1333  | 1423  |  | 1852  | 2205 2250   |
|            | 36 Fix (link included)     | BRTI 60D36WGFx ① | 36                    | 1174  | 1262  |  | 1690  | 2043 2088   |
|            | 36 Tilt (link included)    | BRTI 60D36WGTL ① | 42                    | 1344  | 1429  |  | 1859  | 2209 2259   |
|            | <b>90° Wedge</b>           |                  |                       |   |   |  |   |   |
| NB         | 24 No Base (link included) | BRNB 90D24WG     | 12                    | 797   | 883   |  | 1133  | 1374 1406   |
| TI         | 30 Fix (link included)     | BRTI 90D30WGFx ① | 31                    | 1165  | 1256  |  | 1684  | 2038 2082   |
|            | 30 Tilt (link included)    | BRTI 90D30WGTL ① | 37                    | 1333  | 1423  |  | 1852  | 2205 2250   |
|            | 36 Fix (link included)     | BRTI 90D36WGFx ① | 38                    | 1174  | 1262  |  | 1690  | 2043 2088   |
|            | 36 Tilt (link included)    | BRTI 90D36WGTL ① | 44                    | 1344  | 1429  |  | 1859  | 2209 2259   |







**To Order, Specify...**

- ① Model Number
- ② Top Material
- ③ Edge Style and Thickness
- ④ Edge Color
- ⑤ Base Color
- ⑥ Additional Options

**Note:** Please refer to page 12 in the All Tables Price List for the standard laminate/grain direction on these tops





| Veneer Wood   | Veneer 1 1/4" Wood  |                       |
|---|---|-----------------------|
| Flat  | Square  |                       |
|  |  |                       |
| <b>VW2R</b><br>or<br><b>VW2S</b><br>1 1/4"  | <b>VWS2</b><br>1 1/4"   | <b>VWS3</b><br>1 1/4" |
| Fluted  | Fluted  |                       |
|  |  |                       |
| <b>VWF2R</b><br>or<br><b>VWF2S</b><br>1 1/4"                                      | <b>VWF2</b><br>1 1/4"   | <b>VWF3</b><br>1 1/4" |
| 1 1/4"  | 1 1/4"  | 1 1/4"                |
| 2461  | 2706  | 2883                  |
| 3099  | 3417  | 3840                  |
| 3887  | 4287  | 4493                  |
| 2461  | 2706  | 2883                  |
| 3099  | 3417  | 3840                  |
| 3887  | 4287  | 4493                  |
| 2461  | 2706  | 2883                  |
| 3099  | 3417  | 3840                  |
| 4424  | 4851  | 5057                  |
| 4592  | 5020  | 5225                  |
| 2461  | 2706  | 2883                  |
| 3627  | 3969  | 4400                  |
| 3796  | 4140  | 4567                  |
| 3633  | 3974  | 4403                  |
| 3803  | 4146  | 4574                  |
| 2461  | 2706  | 2883                  |
| 3627  | 3969  | 4400                  |
| 3796  | 4140  | 4567                  |
| 3633  | 3974  | 4403                  |
| 3803  | 4146  | 4574                  |

**Base Options**

|   | Code  | Price   |
|---|-------|---------|
| Alternate Table Height 32" & Under.....       | BAH   | \$ 100  |
| Alternate Table Height 32" & Over.....        | BSP   | \$ call |
| Adjustable Height, Pneumatic (Fix/Tilt).....  | BAT   | \$ 1228 |
| Casters (4), Dual Wheel Black Hard Wheel..... | CAS55 | \$ 171  |
| Casters (4), Dual Wheel Black Soft Wheel..... | CAS57 | \$ 171  |
| Self-Leveling Glides (2).....                 | GLD04 | \$ 49   |

**Finish Options**

|                            |        |
|----------------------------|--------|
| Chrome .....               | \$ 165 |
| Nickel.....                | \$ 223 |
| Powder Coat, Standard..... | n/c    |
| Powder Coat, Premium.....  | \$ 165 |
| Platinum.....              | \$ 488 |

**Top Options**

|                                 |     |        |
|---------------------------------|-----|--------|
| Special Laminate.....           | TSP | call   |
| Custom Cutout (per cutout)..... | TCC | \$ 120 |

**Accessories**

|                                    |         |         |
|------------------------------------|---------|---------|
| Table Transport.....               | ATT3054 | \$ 1855 |
| Table Floor Mount Bracket Set..... | AFB     | \$ 57   |

**Tops**

The round, square, rectangle and oval clear or frosted glass tops are  $\frac{3}{8}$ " thick with a polished edge.

**Bases**

Bases have welded and brazed joints. The glide assembly is a rectangular hard nylon housing with an adjustable glide insert and a soft polymer cap. Welded threaded screws on the base attach securely through holes in the top with round stainless steel pucks. Available in any standard powder coat, Chrome or Nickel.

**Table Heights**

Round, square and rectangle tables are available in 16  $\frac{1}{2}$ ", 22  $\frac{1}{2}$ ", 29" and 42" table heights. The oval table height is 16  $\frac{1}{2}$ "

**Shipping Schedule****Standard Items**

Glass 4 WEEKS

Contact Versteel Customer Service for special lead time requests.

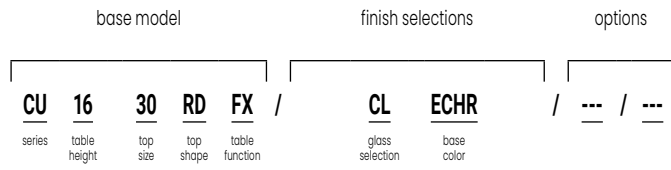
**BIFMA**

All Versteel products are constructed to pass the relevant ANSI/BIFMA standards. For more detailed specifications by series and base style, contact Versteel Customer Service at 800.876.2120.

Additional information regarding warranty, terms and conditions, shipping, care and maintenance, etc. can be found in the All Tables price list.

**To Order, Specify...**

- 1 Model Number
- 2 Glass Selection (Clear or Frosted)
- 3 Base Color



A **CU16 30RDFX** is a Curvare series 16 1/2" tall 30" round table with fixed base.

The codes **CL / ECHR** specify a clear glass top and Chrome base color.

**Model Number** **CU16 30RDFX**



**Orders may be sent via**

**Mailing Address**  
 Versteel  
 2332 Cathy Lane  
 Jasper IN 47546

**Contact Versteel**

**Email**      contact@versteel.com  
**Phone**      800 876 2120  
                  812 634 2120  
**Fax**          812 482 9318

**Studio Steel®**

Versteel’s “urban fabrication” process leaves the telltale signs of welding and assembly on the surface, highlighting a manufacturing aesthetic. Choosing a clear or transparent powder coat is recommended, allowing tonal striations (created as a result of extreme heat), natural textures, and the inherent qualities of raw steel to show through.

Studio Steel Process . . . . . \$165

**Powder Coat Finish Options**

Powder Coat – Standard . . . . . n/c  
 Powder Coat – Premium (Hope) . . . . . \$165  
 Powder Coat – Premium (Platinum) . . . . . \$488

**Powder Coat Colors**

|                          |       |                                   |       |
|--------------------------|-------|-----------------------------------|-------|
| Alloy . . . . .          | .PALY | Mint . . . . .                    | .PMNT |
| Amethyst . . . . .       | .PAME | Navy . . . . .                    | .PNAV |
| Anthracite . . . . .     | .PANT | Nimbus . . . . .                  | .PNIM |
| Black Anodized . . . . . | .PBLA | Nutmeg . . . . .                  | .PNUT |
| Bronze . . . . .         | .PBRO | ◆ Pacific . . . . .               | .PPAC |
| Calypso . . . . .        | .PCAL | Pearl . . . . .                   | .PPEA |
| Carbon . . . . .         | .PCAR | Pebble . . . . .                  | .PPEB |
| Champagne . . . . .      | .PCHA | Ⓟ Platinum . . . . .              | .PPLA |
| Coconut . . . . .        | .PCOC | Poppy . . . . .                   | .PPOP |
| ◆ Copper . . . . .       | .PCOP | ◆ Raven . . . . .                 | .PRAV |
| Crimson . . . . .        | .PCRI | Royal . . . . .                   | .PROY |
| ◆ Crystal . . . . .      | .PCRY | Seaside . . . . .                 | .PSEA |
| Daffodil . . . . .       | .PDAF | Shipyards . . . . .               | .PSHI |
| Ebony . . . . .          | .PEBO | Silver . . . . .                  | .PSIL |
| Forest . . . . .         | .PFOR | Snow . . . . .                    | .PSNO |
| Fossil . . . . .         | .PFOS | Stone . . . . .                   | .PSTO |
| ◆ Garnet . . . . .       | .PGAR | Storm . . . . .                   | .PSTM |
| ◆ Gold . . . . .         | .PGOL | Terra Cotta . . . . .             | .PTEC |
| Graphite . . . . .       | .PGRA | Whisper . . . . .                 | .PWHI |
| Ⓟ Hope . . . . .         | .PHOP | White Linen . . . . .             | .PWHL |
| Kelly Green . . . . .    | .PKEG | Powder Coat Alternative . . . . . | .OPA  |
| ◆ Matte . . . . .        | .PMAT |                                   |       |
| Mica . . . . .           | .PMIC |                                   |       |

**Transparent Powder Coats (indicated by ◆)**

Please note that the transparent characteristics of these powders allow all natural welds and textures inherent to raw steel to be visible.

**Premium Powder Coats (indicated by Ⓟ)**

Versteel’s premium process uses specially formulated powder coats for a truly unique color palette.

**Chrome**

Versteel applies a deep luster nickel chrome plated finish. Chrome is the most durable finish available.

Chrome . . . . . ECHR

For Chrome, an upcharge applies (see pricing pages for upcharge).

**Nickel**

Versteel applies a nickel plated finish with a clear coat for durability.

Nickel . . . . . ENKL

For Nickel, an upcharge applies (see pricing pages for upcharge).

**Glass Selection**

Clear . . . . . CL



Frosted . . . . . FR

**Finish Reference & Samples**

For finish color reference, please refer to our website. Contact Versteel Customer Service to receive actual color samples for color matches and final color approval.


**Questions?**

800 876 2120

| Base Style  | Table Description    | Model #            | Product Wt | top >                 |        | Frosted Glass |        |
|---|----------------------|--------------------|------------|-----------------------|--------|---------------|--------|
|   |                      |                    |            | Clear Glass           |        |               |        |
|   |                      |                    |            | top thickness price > |        | 3/4"          |        |
| base >  |                      |                    |            | Powder                | Chrome | Powder        | Chrome |
|  | <b>Round</b>         |                    |            |                       |        |               |        |
|   | 20 x 16.5            | <b>CUI6 20RDFX</b> | 34         | 1144                  | 1511   | 1611          | 1981   |
|   | 24 x 16.5            | <b>CUI6 24RDFX</b> | 45         | 1454                  | 1800   | 2069          | 2410   |
|   | 30 x 16.5            | <b>CUI6 30RDFX</b> | 67         | 1906                  | 2272   | 2770          | 3132   |
|   | 20 x 22.5            | <b>CU22 20RDFX</b> | 37         | 1191                  | 1617   | 1662          | 2086   |
|   | 24 x 22.5            | <b>CU22 24RDFX</b> | 48         | 1511                  | 1911   | 2124          | 2522   |
|   | 30 x 22.5            | <b>CU22 30RDFX</b> | 70         | 1968                  | 2386   | 2829          | 3248   |
|   | 20 x 29              | <b>CU29 20RDFX</b> | 39         | 1262                  | 1736   | 1728          | 2203   |
|   | 24 x 29              | <b>CU29 24RDFX</b> | 50         | 1583                  | 2027   | 2198          | 2639   |
|   | 30 x 29              | <b>CU29 30RDFX</b> | 72         | 2040                  | 2508   | 2901          | 3370   |
|   | 20 x 42              | <b>CU42 20RDFX</b> | 47         | 1346                  | 1927   | 1812          | 2397   |
|   | 24 x 42              | <b>CU42 24RDFX</b> | 56         | 1640                  | 2217   | 2253          | 2828   |
|   | 30 x 42              | <b>CU42 30RDFX</b> | 80         | 2136                  | 2708   | 2999          | 3568   |
|  | <b>Oval</b>          |                    |            |                       |        |               |        |
| 22 x 48 x 16.5  | <b>CUI6 2248OVFX</b> | 78                 | 1728       | 2114                  | 2297   | 2685          |        |

**To Order, Specify...**

- 1 Model Number
- 2 Glass Selection
- 3 Base Color



| Base Style     | Table Description | Model #          | Product Wt | top >                 |        | Frosted Glass |        |        |        |
|----------------|-------------------|------------------|------------|-----------------------|--------|---------------|--------|--------|--------|
|                |                   |                  |            | top thickness price > |        | 3/4"          |        |        |        |
|                |                   |                  |            | base >                |        | Powder        | Chrome | Powder | Chrome |
|                |                   |                  |            | Powder                | Chrome | Powder        | Chrome |        |        |
|                | <b>Square</b>     |                  |            |                       |        |               |        |        |        |
|                | 20 x 16.5         | CU16 20SQFX      | 43         | 1300                  | 1648   | 1827          | 2174   |        |        |
|                | 24 x 16.5         | CU16 24SQFX      | 58         | 1631                  | 1994   | 2326          | 2689   |        |        |
|                | 30 x 16.5         | CU16 30SQFX      | 84         | 2199                  | 2578   | 3189          | 3567   |        |        |
|                | 20 x 22.5         | CU22 20SQFX      | 46         | 1360                  | 1759   | 1888          | 2285   |        |        |
|                | 24 x 22.5         | CU22 24SQFX      | 61         | 1692                  | 2108   | 2387          | 2804   |        |        |
|                | 30 x 22.5         | CU22 30SQFX      | 87         | 2260                  | 2697   | 3254          | 3688   |        |        |
|                | 20 x 29           | CU29 20SQFX      | 48         | 1435                  | 1896   | 1962          | 2424   |        |        |
|                | 24 x 29           | CU29 24SQFX      | 63         | 1771                  | 2251   | 2466          | 2948   |        |        |
|                | 30 x 29           | CU29 30SQFX*     | 89         | 2345                  | 2848   | 3338          | 3836   |        |        |
|                | 20 x 42           | CU42 20SQFX      | 59         | 1525                  | 2053   | 2052          | 2581   |        |        |
|                | 24 x 42           | CU42 24SQFX      | 73         | 1862                  | 2413   | 2557          | 3110   |        |        |
|                | 30 x 42           | CU42 30SQFX*     | 99         | 2454                  | 3026   | 3444          | 4019   |        |        |
|                |                   | <b>Rectangle</b> |            |                       |        |               |        |        |        |
| 14 x 17 x 16.5 |                   | CU16 1417REFX    | 30         | 790                   | 1157   | 951           | 1315   |        |        |
| 16 x 19 x 16.5 |                   | CU16 1620REFX    | 35         | 952                   | 1298   | 1160          | 1506   |        |        |
| 21 x 25 x 16.5 |                   | CU16 2125REFX    | 53         | 1269                  | 1633   | 1621          | 1987   |        |        |
| 14 x 17 x 22.5 |                   | CU22 1417REFX    | 32         | 841                   | 1266   | 1000          | 1426   |        |        |
| 16 x 19 x 22.5 |                   | CU22 1620REFX    | 37         | 1011                  | 1411   | 1221          | 1620   |        |        |
| 21 x 25 x 22.5 |                   | CU22 2125REFX    | 56         | 1332                  | 1748   | 1684          | 2103   |        |        |
| 14 x 17 x 29   |                   | CU29 1417REFX    | 35         | 908                   | 1385   | 1069          | 1542   |        |        |
| 16 x 19 x 29   |                   | CU29 1620REFX    | 40         | 1081                  | 1529   | 1295          | 1740   |        |        |
| 21 x 25 x 29   |                   | CU29 2125REFX    | 58         | 1403                  | 1872   | 1756          | 2226   |        |        |
| 14 x 17 x 42   |                   | CU42 1417REFX    | 42         | 994                   | 1573   | 1153          | 1731   |        |        |
| 16 x 19 x 42   |                   | CU42 1620REFX    | 45         | 1139                  | 1716   | 1349          | 1927   |        |        |
| 21 x 25 x 42   |                   | CU42 2125REFX    | 67         | 1500                  | 2071   | 1850          | 2424   |        |        |

\*Models not available in Chrome

**Tops**

Pneumatic table top size is 24" wide x 30" long with an ADA top size of 28" wide x 38" long. The Tide top shape provides a curve on the user side for a more comfortable fit. Tops are available in any standard laminate with a 1" top thickness, PVC edge and radius corners.

**Bases**

Darby tables are available in two different adjustable height options: pneumatic (standard table) or crank (ADA table). Pneumatic table height adjustment is 29 1/4" to 46 5/8". The crank table height adjustment is 29 1/4" to 47". Bases are available in three colors: Black, Silver or White.

**Features + Benefits**

Tables are standard with two locking and two non-locking casters, black cup holder and book tray. Powder coat for the book tray and trim around the cup holder coordinate with the base color.



**Laminate and Veneer, Standard Core Construction**

The standard top construction consists of 45-50 lb particleboard, surfaced with a high pressure laminate. A backer sheet is laminated to the underside of the top. Tops are shipped pre-drilled for field installation of bases and accessories.

**PVC Flat**

Edge of 2mm PVC hot melt banded to the top with  $\frac{1}{8}$ " radius at the top and bottom with radius corners.

Offered in *twenty-one (21) standard colors.*

**Shipping Schedule****Standard Items**

Laminate, PVC Edge 3-5 WEEKS

Contact Versteel Customer Service for special lead time requests.

**BIFMA**

All Versteel products are constructed to pass the relevant ANSI/BIFMA standards. For more detailed specifications by series and base style, contact Versteel Customer Service at 800.876.2120.

Additional information regarding warranty, terms and conditions, shipping, care and maintenance, etc. can be found in the All Tables price list.

**To Order, Specify...**

- 1 Model Number, include top and edge style
- 2 Top Material
  - a. Laminate manufacturer and color
- 3 Edge Color
- 4 Base Color
- 5 Additional Options



A **DBPW 2430TIFX LP7R** is a Darby series 24" x 30" pneumatic adjustable height table with a laminate 1" thick top with a PVC edge and radius corners.

The codes **TW D354-60 / CSNO / BSIL** specify a Wilsonart D354-60 Designer White laminate, Snow PVC and Silver base..

**Model Number** **DBPW 2430TIFX LP7R**


**Orders may be sent via**
**Mailing Address**

Versteel  
 2332 Cathy Lane  
 Jasper IN 47546

**Contact Versteel**

**Email** [contact@versteel.com](mailto:contact@versteel.com)  
**Phone** 800 876 2120  
 812 634 2120  
**Fax** 812 482 9318

**Laminate**

Versteel's standard offering of laminates includes over 900 laminates from Formica, Nevamar, Pionite and Wilsonart.

Laminate manufacturers change standard offerings frequently, making it possible a standard product can become unavailable. Versteel cannot be responsible for any inconvenience this may cause.

**PVC Edge Colors**

|                           |       |                            |       |
|---------------------------|-------|----------------------------|-------|
| Absolute Acajou . . . . . | .CABA | Nimbus. . . . .            | .CNIM |
| Alloy. . . . .            | .CALY | Pearl . . . . .            | .CPEA |
| Carbon. . . . .           | .CCAR | Platinum . . . . .         | .CPLA |
| Champagne . . . . .       | .CCHA | Pralines & Cream . . . . . | .CPRC |
| Coconut . . . . .         | .CCOC | Shadow . . . . .           | .CSHA |
| Ebony. . . . .            | .CEBO | Snow . . . . .             | .CSNO |
| Florence Walnut . . . . . | .CFLW | Stone . . . . .            | .CSTO |
| Fossil . . . . .          | .CFOS | Storm. . . . .             | .CSTM |
| Graphite . . . . .        | .CGRA | Whisper . . . . .          | .CWHI |
| Grey. . . . .             | .CGRE | White Linen . . . . .      | .CWHL |
| Kensington Maple. . . . . | .CKEM |                            |       |

**Base Colors**

|                  |       |                 |       |
|------------------|-------|-----------------|-------|
| Black . . . . .  | .BBLK | White . . . . . | .BWHT |
| Silver . . . . . | .BSIL |                 |       |

**Finish Reference & Samples**

For finish color reference, please refer to our website. Contact Versteel Customer Service to receive actual color samples for color matches and final color approval.

**Special Laminate****Call for quotation**

Specify code **TSP** (*Special Laminate*), indicate the quoted charges per table

Special laminates and patterns can be specified as an option. To specify, contact Versteel Customer Service for availability and pricing.

**NOTE** LAMINATES IN STANDARD COLORS AND TEXTURES FROM FORMICA, NEVAMAR, PIONITE AND WILSONART ARE STANDARD

**CAUTION** LAMINATE MANUFACTURERS CHANGE STANDARD OFFERINGS FREQUENTLY, MAKING IT POSSIBLE A STANDARD PRODUCT CAN BECOME UNAVAILABLE. VERSTEEL CANNOT BE RESPONSIBLE FOR ANY INCONVENIENCE THIS MAY CAUSE.

**Custom PVC Color Match****Call for quotation / one time charge per color, per order**

Specify code **OCP** (*Custom PVC Color Match*), add cost from Versteel quotation

PVC Color Match can be the selection of a color that is available from a Versteel supplier or a new custom color developed for the order. Minimum footage requirements mean that the amount of material needed for your order will effect the cost.

For PVC Color Matching you must supply a color reference sample. Versteel will review the sample for possible existing colors available and send a sample for customer approval. If no color match exists, a custom match will be developed and sampled for customer approval before a production schedule is established.

**NOTE** CUSTOMS OR ALTERNATIVES MAY AFFECT STANDARD PRODUCTION SCHEDULES





**Questions?**

800 876 2120

top >  
edge >

Laminate  
PVC

Flat



edge ordering code >

**LP7R**

top thickness price >

1"

| Style | Table Description | Model # | Product Wt |
|-------|-------------------|---------|------------|
|-------|-------------------|---------|------------|



**Pneumatic**

24x30 Fix

**DBPW 2430TIFX**



75

2411

**To Order, Specify...**

- 1 Model Number
- 2 Laminate Color Name and Number
- 3 PVC Edge Color
- 4 Base Color Color (Black, Silver or White)



| Style   | Table Description         | Model #                 | Product Wt | top ><br>edge >       | Laminate<br>PVC   |
|---|---------------------------|-------------------------|------------|-----------------------|---|
|  | <b>Crank</b><br>24x38 Fix | <b>DBPW 2438TIFX CR</b> | 90         | edge ordering code >  | Flat  |
|   |                           |                         |            | top thickness price > |  |
|   |                           |                         |            |                       | <b>LP7R</b>   |
|   |                           |                         |            |                       | 1"  |

**Tops**

Deci tables are available in round, square and rectangle top shapes. Top sizes range from 24" to 60" for the round and square and 24" to 42" wide and 84" to 90" long for the rectangle shapes. The laminate or veneer tops are available with a 1 1/4" or 1 3/4" edge thickness.

**Bases**

The fixed bases can be specified with a round or square column and a round or square base. Bases are standard with adjustable glides.

**Table Heights**

Table heights are 29" and 42". See pricing pages for available heights per model.

**Power + Data**

To complete your specification, power and data, along with wire management options can be added to your table. Refer to the Power + Data Price List.

**Quickship Program**

Available for select products in the Deci series. Tables must be specified with a laminate top, either a PVC edge or a flat wood edge and powder coat base finish.

The Versteel Quickship Program consists of up to 50 tables, 25 tables with modesty panels or 100 chairs in 10 working days from time of order (received by 12pm EST). Orders must be accompanied by final material and finish specifications for order entry. They must be clearly marked "Quickship" and consist of products from the program. Quickship orders cannot be changed or cancelled, and credit approval must be acquired within 24 hours.

For additional information see [Versteel.com](http://Versteel.com).



**Laminate and Veneer, Standard Core Construction**

The standard top construction consists of 45-50 lb particleboard, surfaced with a high pressure laminate or plain sliced veneer face. A backer sheet is laminated to the underside of the top. Tops are shipped pre-drilled for field installation of bases and accessories.



**PVC Flat or Fluted Edge**

Edge of 2mm PVC hot melt banded to the top with 1/8" radius at the top and bottom. Available with 1 1/2" radius corners or square corners.



Offered in twenty-one (21) standard colors.



**Convex T-Mold Edge**

Edge of 5/16" thick solid vinyl convex t-mold with 1 1/2" radius corners.

Offered in four (4) standard colors.



**Wood Flat or Fluted Edge**

Wood banding hot melt banded to the top with 1/8" radius at the top and bottom. Available with 1 1/2" radius corners or square corners.



Offered in Ash, Cherry, Maple or Walnut materials.



**Bumper Edge**

Exposed ply core banding with rubberized 5/8" width bumper in the center of profile. Corners with 1 1/2" radius are available on tables with 1 1/4" edge thickness.

Offered in black bumper standard color.



**Reverse Bevel Acrylic**

Edge of 2mm acrylic edge banding hot melt banded to MDF core. A reverse bevel is then cut into the edge exposing the MDF on the reverse bevel. The MDF is then clear coated.



**Wood Square or Fluted Edge**

Edge of 1 1/4" wide solid wood with softened top and bottom edges, and square, softened mitered corners.



Offered in Ash, Cherry, Maple or Walnut materials.



**Wood Bullnose Edge**

Edge of 1 1/4" wide solid wood with a full bullnose edge, and 1" radius mitered corners.



Offered in Ash, Cherry, Maple or Walnut materials.

**Shipping Schedule**

**Standard Items**

|                              |                 |
|------------------------------|-----------------|
| Laminate, Convex T-Mold Edge | 3-5 WEEKS       |
| Laminate, PVC Edge           | 3-5 WEEKS       |
| Laminate, Wood Edge          | 3-5 WEEKS       |
| Veneer, Wood Edge            | 6-8 WEEKS       |
| Quickship Products           | 10 WORKING DAYS |

Contact Versteel Customer Service for special lead time requests.

**BIFMA**

All Versteel products are constructed to pass the relevant ANSI/BIFMA standards. For more detailed specifications by series and base style, contact Versteel Customer Service at 800.876.2120.

Additional information regarding warranty, terms and conditions, shipping, care and maintenance, etc. can be found in the All Tables price list.

**To Order, Specify...**

- 1 Model Number, include top and edge style
- 2 Top Material
  - a. Laminate manufacturer and color
  - b. Veneer species and finish color
- 3 Edge Color
- 4 Base Color
- 5 Additional Options

| base model |             |           |           |                | finish selections  |   |  | options |             |   |             |   |
|------------|-------------|-----------|-----------|----------------|--------------------|---|--|---------|-------------|---|-------------|---|
| <b>DE</b>  | <b>D1ST</b> | <b>36</b> | <b>SQ</b> | <b>FX</b>      | <b>LMRA2S</b>      | / | <b>TW D354-60</b>                          | /       | <b>----</b> | / | <b>PSIL</b> | / |
| series     | base style  | top size  | top shape | table function | top, edge & corner |   | top laminate manufacturer & laminate color |         | edge color  |   | base color  |   |

A **DEDIST 36SQFX LMRA2S** is a Deci series 36" square table with a fixed base with a square column and square base, a laminate 1 1/2" thick top with a reverse bevel acrylic edge and square corners.

The codes **TW D354-60 / PSIL** specify a Wilsonart D354-60 Designer White laminate and Silver bases.

**Model Number** **DEDIST 36SQFX LMRA2S**

**Orders may be sent via**

**Mailing Address**  
 Versteel  
 2332 Cathy Lane  
 Jasper IN 47546

**Contact Versteel**

**Email** contact@versteel.com  
**Phone** 800 876 2120  
 812 634 2120  
**Fax** 812 482 9318

**Laminate**

Versteel's standard offering of laminates includes over 900 laminates from Formica, Nevamar, Pionite and Wilsonart.

Laminate manufacturers change standard offerings frequently, making it possible a standard product can become unavailable. Versteel cannot be responsible for any inconvenience this may cause.

**Veneer**

Deci tables are available with plain sliced Ash, Cherry, Maple and Walnut veneers.

**Veneer Species**

Ash . . . . . AP01 Maple . . . . . MP01  
Cherry . . . . . CP01 Walnut . . . . . WP01

**Veneer Finish**

**Ash**

Beach . . . . . VBEA Fog . . . . . VFOG  
Chestnut . . . . . VCHE Pebble . . . . . VPEB  
Drift . . . . . VDRI Whisper . . . . . VWHI  
Fawn . . . . . VFAW

**Cherry**

Blossom Cherry . . . . . VBLC Java Cherry . . . . . VJAC  
Cordovan Cherry . . . . . VCNC Millwork Cherry . . . . . VMWC  
Golden Cherry . . . . . VGNC

**Maple**

Caramel Maple . . . . . VCMM Sugar Maple . . . . . VSUM  
Solar Maple . . . . . VSLM

**Walnut**

Brighton Walnut . . . . . VBRW Natural Walnut . . . . . VNAW  
Espresso Walnut . . . . . VESW

**PVC Edge Colors**

Absolute Acajou . . . . . CABA Nimbus . . . . . CNIM  
Alloy . . . . . CALY Pearl . . . . . CPEA  
Carbon . . . . . CCAR Platinum . . . . . CPLA  
Champagne . . . . . CCHA Pralines & Cream . . . . . CPRC  
Coconut . . . . . CCOC Shadow . . . . . CSHA  
Ebony . . . . . CEBO Snow . . . . . CSNO  
Florence Walnut . . . . . CFLW Stone . . . . . CSTO  
Fossil . . . . . CFOS Storm . . . . . CSTM  
Graphite . . . . . CGRA Whisper . . . . . CWHI  
Grey . . . . . CGRE White Linen . . . . . CWHL  
Kensington Maple . . . . . CKEM

**T-Mold Edge Colors**

Ebony . . . . . TEBO Nimbus . . . . . TNIM  
Graphite . . . . . TGRA Storm . . . . . TSTM

**Wood Edge Species**

Ash . . . . . A01 Maple . . . . . M01  
Cherry . . . . . C01 Walnut . . . . . W01

**Wood Edge Finishes**

**Ash**

Beach . . . . . WBEA Fog . . . . . WFOG  
Chestnut . . . . . WCHE Pebble . . . . . WPEB  
Drift . . . . . WDRI Whisper . . . . . WWHI  
Fawn . . . . . WFAW

**Cherry**

Blossom Cherry . . . . . WBLC Java Cherry . . . . . WJAC  
Cordovan Cherry . . . . . WCNC Millwork Cherry . . . . . WMWC  
Golden Cherry . . . . . WGNC

**Maple**

Caramel Maple . . . . . WCMM Sugar Maple . . . . . WSUM  
Solar Maple . . . . . WSLM

**Walnut**

Brighton Walnut . . . . . WBRW Natural Walnut . . . . . WNAW  
Espresso Walnut . . . . . WESW

**Studio Steel®**

Versteel's "urban fabrication" process leaves the telltale signs of welding and assembly on the surface, highlighting a manufacturing aesthetic. Choosing a clear or transparent powder coat is recommended, allowing tonal striations (created as a result of extreme heat), natural textures, and the inherent qualities of raw steel to show through.

Studio Steel Process . . . . . \$165

**Powder Coat Finishes**

All powder coat finishes in the Versteel offering have been formulated with the use of epoxy, polyester or epoxy and polyester blends to maximize the finish durability.

**Powder Coat Finish Options**

Powder Coat - Standard . . . . . n/c  
 Powder Coat - Premium (Hope) . . . . . \$165  
 Powder Coat - Premium (Platinum) . . . . . \$488

**Powder Coat Colors**

|                          |       |                           |       |
|--------------------------|-------|---------------------------|-------|
| Alloy . . . . .          | .PALY | Navy . . . . .            | .PNAV |
| Amethyst . . . . .       | .PAME | Nimbus . . . . .          | .PNIM |
| Anthracite . . . . .     | .PANT | Nutmeg . . . . .          | .PNUT |
| Black Anodized . . . . . | .PBLA | Pearl . . . . .           | .PPEA |
| Bronze . . . . .         | .PBRO | Pebble . . . . .          | .PPEB |
| Calypso . . . . .        | .PCAL | Ⓟ Platinum . . . . .      | .PPLA |
| Carbon . . . . .         | .PCAR | Poppy . . . . .           | .PPOP |
| Champagne . . . . .      | .PCHA | Royal . . . . .           | .PROY |
| Coconut . . . . .        | .PCOC | Seaside . . . . .         | .PSEA |
| Crimson . . . . .        | .PCRI | Shipyard . . . . .        | .PSHI |
| Daffodil . . . . .       | .PDAF | Silver . . . . .          | .PSIL |
| Ebony . . . . .          | .PEBO | Snow . . . . .            | .PSNO |
| Forest . . . . .         | .PFOR | Stone . . . . .           | .PSTO |
| Fossil . . . . .         | .PFOS | Storm . . . . .           | .PSTM |
| Graphite . . . . .       | .PGRA | Terra Cotta . . . . .     | .PTEC |
| Ⓟ Hope . . . . .         | .PHOP | Whisper . . . . .         | .PWHI |
| Kelly Green . . . . .    | .PKEG | White Linen . . . . .     | .PWHL |
| Mica . . . . .           | .PMIC | Powder Coat Alternative . | .OPA  |
| Mint . . . . .           | .PMNT |                           |       |

**Premium Powder Coats (indicated by Ⓟ)**

Versteel's premium process uses specially formulated powder coats for a truly unique color palette.

**Chrome**

Versteel applies a deep luster chrome plated finish. Chrome is the most durable finish available. Specify Chrome and add \$227 list per table.

Chrome . . . . . ECHR

**Finish Reference & Samples**

For finish color reference, please refer to our website. Contact Versteel Customer Service to receive actual color samples for color matches and final color approval.

**Special Laminate****Call for quotation**

Specify code **TSP** (Special Laminate), indicate the quoted charges per table

Special laminates and patterns can be specified as an option. To specify, contact Versteel Customer Service for availability and pricing.

**NOTE** LAMINATES IN STANDARD COLORS AND TEXTURES FROM FORMICA, NEVAMAR, PIONITE AND WILSONART ARE STANDARD

**CAUTION** LAMINATE MANUFACTURERS CHANGE STANDARD OFFERINGS FREQUENTLY, MAKING IT POSSIBLE A STANDARD PRODUCT CAN BECOME UNAVAILABLE. VERSTEEL CANNOT BE RESPONSIBLE FOR ANY INCONVENIENCE THIS MAY CAUSE.

**Custom PVC Color Match****Call for quotation / one time charge per color, per order**

Specify code **OCP** (Custom PVC Color Match), add cost from Versteel quotation

PVC Color Match can be the selection of a color that is available from a Versteel supplier or a new custom color developed for the order. Minimum footage requirements mean that the amount of material needed for your order will effect the cost.

For PVC Color Matching you must supply a color reference sample. Versteel will review the sample for possible existing colors available and send a sample for customer approval. If no color match exists, a custom match will be developed and sampled for customer approval before a production schedule is established.

**Custom T-Mold Color Match****Call for quotation / one time charge per color, per order**

Specify code **OCT** (Custom T-Mold Color Match), add cost from Versteel quotation

T-Mold Color Match can be the selection of a color that is available from a Versteel supplier or a new custom color developed for the order. Minimum footage requirements mean that the amount of material needed for your order will effect the cost.

For T-Mold Color Matching you must supply a color reference sample. Versteel will review the sample for possible existing colors available and send a sample for customer approval. If no color match exists, a custom match will be developed and sampled for customer approval before a production schedule is established.

**Powder Coat Alternative****Call for quotation**

Specify code **OPA** (Powder Coat Alternative), add cost from Versteel quotation

Powder Coat Alternative is available from Versteel. The entire RAL color reference along with hundreds of other color and finishes are available.

For Powder Coat Alternative matching, you must supply a color reference sample, or an RAL number. Versteel will review the sample for possible existing colors available and send a sample for customer approval. If no color match exists a custom match can be developed. Call Versteel Customer Service for associated upcharges on custom color development.

**Stain Finish Match**

\$996 / one time charge per finish, per order

Specify code **OSM** (Stain Finish Match), add \$996.00 list per finish, per order

Alternative Stain Finishes are available for veneer and wood edged tops.

For Stain Finish Matching you must supply two 4" x 4" finish color and grain reference samples. An expertly finish matched sample will be provided for customer approval.

**Veneer and Wood Edge Alternatives****Call for quotation**

For veneer and wood edge requirements other than the standard plain sliced Ash, Cherry, Maple and Walnut, contact Versteel Customer Service. Versteel is adept at working with a host of domestic and exotic materials. From inlays, figures, pie cuts and special edge profiles, to custom fill levels and sheens, each top is created using the best of technology and old world craftsmanship. The items you only imagined or expected to only be available from a millwork shop are now just another part of your Versteel order. Call Versteel Customer Service for availability and quotation.

**Wood Finish Alternatives****Call for quotation**

When veneer tables are required to have a finish other than the standard natural grain fill level finish appearance, semi-filled or full-filled finishes are available by requesting a quote from Versteel. Call Versteel Customer Service for availability and quotation.

**Table Top and Edge Alternatives**

Table tops and/or edges can be produced in alternative materials if desired. Contact Versteel Customer Service for pricing and availability.

**Alternate Core Construction**

Alternate core constructions are available, including medium density fiberboard (MDF), and cores that contain no urea formaldehyde. Contact Versteel Customer Service for pricing and availability.

**NOTE** CUSTOMS OR ALTERNATIVES MAY AFFECT STANDARD PRODUCTION SCHEDULES

**Alternate Table Height 32" and Under****\$100 / table**

Specify code **BAH** (*Alternate Height 32" and under*), indicate desired table height (32" or less), add \$100.00 list per table

Suggested typing height table is 26 ¾"

Suggested wheelchair height table is 32"

Suggested stand up height table is 42"

**NOTE** FOR OTHER TABLE HEIGHT REQUIREMENTS CONTACT VERSTEEL CUSTOMER SERVICE FOR STRUCTURAL DETAILS, PRICING AND AVAILABILITY

**Top Custom Cutout****\$120 / cutout**

Specify code **TCC** (*Top Custom Cutout*), add \$120.00 list per cutout

Top Custom Cutout requires a drawing for production and is subject to approvals.















**Deci**  
Round  
Round Column Round Base

**Questions?**

800 876 2120

**Quickship Program Product**  
For Quickship specification details,  
visit [www.versteel.com/quickship](http://www.versteel.com/quickship)

|                       |   |   |  |  |   |   |
|-----------------------|---|---|--|--|---|---|
| top ><br>edge >       | Laminate<br>PVC   | Laminate<br>T-Mold  | Laminate<br>Wood   | Laminate<br>Soft PVC   | Laminate<br>1 1/2" Wood   | Laminate<br>1 1/2" Wood   |
|                       | Flat  | Convex  | Flat   | Bumper   | Square  | Bullnose  |
| edge ordering code >  | <br><b>LP2R LP3R</b>   | <br><b>LT2 LT3</b> | <br><b>LW2R</b>  | <br><b>LB2R</b>   | <br><b>LWS2 LWS3</b> | <br><b>LWB2 LWB3</b> |
| top thickness >       | 1 1/4" 1 3/4"   | 1 1/4" 1 3/4"   | 1 1/4"   | 1 1/4"   | 1 1/4" 1 3/4"   | 1 1/4" 1 3/4"   |
| edge ordering code >  | <br><b>LPF2R LPF3R</b> |   | <br><b>LWF2R</b> | <br><b>LMRA2R</b> | <br><b>LWF2 LWF3</b> |   |
| top thickness >       | 1 1/4" 1 3/4"   |   | 1 1/4"   | 1 1/4"   | 1 1/4" 1 3/4"   |   |
| top thickness price > | 1 1/4" 1 3/4"   | 1 1/4" 1 3/4"   | 1 1/4"   |  | 1 1/4" 1 3/4"   | 1 1/4"  |

| Base Style  | Table Description | Model #               | Product Wt      | 1 1/4" |      | 1 3/4" |      | 1 1/4" |      | 1 1/4" 1 3/4" |  |
|---|-------------------|-----------------------|-----------------|--------|------|--------|------|--------|------|---------------|--|
| <br>DI   | 24 Fix            | <b>DEDIRT 24RDFX</b>  | ≅ <b>OS</b> 55  | 1323   | 1373 | 1374   | 1435 | 1711   | 2097 | 2136          |  |
|   | 30 Fix            | <b>DEDIRT 30RDFX</b>  | ≅ <b>OS</b> 60  | 1426   | 1490 | 1492   | 1568 | 1911   | 2394 | 2441          |  |
|   | 36 Fix            | <b>DEDIRT 36RDFX</b>  | ≅ <b>OS</b> 94  | 1687   | 1772 | 1768   | 1866 | 2266   | 2849 | 2905          |  |
|   | 42 Fix            | <b>DEDIRT 42RDFX</b>  | ≅ <b>OS</b> 136 | 2205   | 2320 | 2299   | 2432 | 2883   | 3561 | 3627          |  |
|   | 48 Fix            | <b>DEDIRT 48RDFX</b>  | ≅ <b>OS</b> 152 | 2236   | 2358 | 2346   | 2486 | 3011   | 3786 | 3862          |  |
|   | 54 Fix            | <b>DEDIRT 54RDFX</b>  | ≅ <b>OS</b> 168 | 2644   | 2825 | 2769   | 2968 | 3514   | 4387 | 4474          |  |
|   | 60 Fix            | <b>DEDIRT 60RDFX</b>  | ≅ <b>OS</b> 185 | 2723   | 2917 | 2856   | 3072 | 3691   | 4660 | 4755          |  |
| <br>DIS | 24 Stand Fix      | <b>DEDISRT 24RDFX</b> | ≅ <b>OS</b> 58  | 1354   | 1406 | 1408   | 1468 | 1741   | 2127 | 2166          |  |
|   | 30 Stand Fix      | <b>DEDISRT 30RDFX</b> | ≅ <b>OS</b> 63  | 1456   | 1524 | 1525   | 1602 | 1942   | 2426 | 2473          |  |
|   | 36 Stand Fix      | <b>DEDISRT 36RDFX</b> | ≅ <b>OS</b> 97  | 1720   | 1804 | 1801   | 1896 | 2298   | 2881 | 2937          |  |
|   | 42 Stand Fix      | <b>DEDISRT 42RDFX</b> | ≅ <b>OS</b> 139 | 2236   | 2353 | 2334   | 2462 | 2917   | 3593 | 3660          |  |






**Note:** Transparent powder coats not available

**To Order, Specify...**

- 1 Model Number
- 2 Top Material
- 3 Edge Style and Thickness
- 4 Edge Color
- 5 Base Color
- 6 Additional Options





| Veneer Wood   | Veneer 1 1/4" Wood  | Veneer 1 1/4" Wood  |
|---|---|---|
| Flat  | Square  | Bullnose  |
|  |  |  |
| <b>VW2R</b>   | <b>VWS2 VWS3</b>  | <b>VWB2 VWB3</b>  |
| 1 1/4"  | 1 1/4" 1 3/4"   | 1 1/4" 1 3/4"   |
| Fluted  | Fluted  |   |
|  |  |   |
| <b>VWF2R</b>  | <b>VWF2 VWF3</b>  |   |
| 1 1/4"  | 1 1/4" 1 3/4"   |   |
| 1 1/4"  | 1 1/4"  | 1 3/4"  |
| 2400  | 2541  | 2613  |
| 2785  | 2968  | 3057  |
| 2937  | 3122  | 3211  |
| 3858  | 4101  | 4221  |
| 4422  | 4719  | 4868  |
| 5564  | 5984  | 6188  |
| 6014  | 6470  | 6698  |
| 2432  | 2573  | 2644  |
| 2820  | 3000  | 3089  |
| 2971  | 3153  | 3243  |
| 3889  | 4133  | 4255  |

**Base Options**

**Code Price**

|   |     |        |
|---|-----|--------|
| Alternate Table Height 32" & Under..... | BAH | \$ 100 |
| Base Wire Access .....                  | BWA | \$ 32  |

**Finish Options**

|                             |        |
|-----------------------------|--------|
| Powder Coat, Standard ..... | n/c    |
| Powder Coat, Premium.....   | \$ 165 |
| Platinum.....               | \$ 488 |
| Chrome .....                | \$ 227 |

**Top Options**

|                                  |     |        |
|----------------------------------|-----|--------|
| Custom Cutout (per cutout) ..... | TCC | \$ 120 |
|----------------------------------|-----|--------|

**Power + Data Options**

Please reference the Power + Data Price List











**Deci**  
Round  
Round Column Square Base


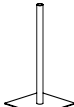


**Questions?**

800 876 2120

**Quickship Program Product**  
For Quickship specification details,  
visit [www.versteel.com/quickship](http://www.versteel.com/quickship)

|                       |   |   |  |  |   |   |
|-----------------------|---|---|--|--|---|---|
| top ><br>edge >       | Laminate<br>PVC   | Laminate<br>T-Mold  | Laminate<br>Wood   | Laminate<br>Soft PVC   | Laminate<br>1 1/2" Wood   | Laminate<br>1 1/2" Wood   |
|                       | Flat  | Convex  | Flat   | Bumper   | Square  | Bullnose  |
| edge ordering code >  | <br><b>LP2R LP3R</b>   | <br><b>LT2 LT3</b> | <br><b>LW2R</b>  | <br><b>LB2R</b>   | <br><b>LWS2 LWS3</b> | <br><b>LWB2 LWB3</b> |
| top thickness >       | 1 1/4" 1 3/4"   | 1 1/4" 1 3/4"   | 1 1/4"   | 1 1/4"   | 1 1/4" 1 3/4"   | 1 1/4" 1 3/4"   |
| edge ordering code >  | <br><b>LPF2R LPF3R</b> |   | <br><b>LWF2R</b> | <br><b>LMRA2R</b> | <br><b>LWF2 LWF3</b> |   |
| top thickness >       | 1 1/4" 1 3/4"   |   | 1 1/4"   | 1 1/4"   | 1 1/4" 1 3/4"   |   |
| top thickness price > | 1 1/4" 1 3/4"   | 1 1/4" 1 3/4"   | 1 1/4"   |  | 1 1/4" 1 3/4"   | 1 1/4"  |






| Base Style  | Table Description | Model #               | Product Wt      | 1 1/4" |      | 1 3/4" |      | 1 1/4" |      | 1 1/4" 1 3/4" |  |
|---|-------------------|-----------------------|-----------------|--------|------|--------|------|--------|------|---------------|--|
| <br>SI   | 24 Fix            | <b>DESIRT 24RDFX</b>  | ≅ <b>OS</b> 63  | 1323   | 1373 | 1374   | 1435 | 1711   | 2097 | 2136          |  |
|   | 30 Fix            | <b>DESIRT 30RDFX</b>  | ≅ <b>OS</b> 68  | 1426   | 1490 | 1492   | 1568 | 1911   | 2394 | 2441          |  |
|   | 36 Fix            | <b>DESIRT 36RDFX</b>  | ≅ <b>OS</b> 93  | 1687   | 1772 | 1768   | 1866 | 2266   | 2849 | 2905          |  |
|   | 42 Fix            | <b>DESIRT 42RDFX</b>  | ≅ <b>OS</b> 132 | 2205   | 2320 | 2299   | 2432 | 2883   | 3561 | 3627          |  |
|   | 48 Fix            | <b>DESIRT 48RDFX</b>  | ≅ <b>OS</b> 172 | 2236   | 2358 | 2346   | 2486 | 3011   | 3786 | 3862          |  |
|   | 54 Fix            | <b>DESIRT 54RDFX</b>  | ≅ <b>OS</b> 189 | 2644   | 2825 | 2769   | 2968 | 3514   | 4387 | 4474          |  |
|   | 60 Fix            | <b>DESIRT 60RDFX</b>  | ≅ <b>OS</b> 211 | 2723   | 2917 | 2856   | 3072 | 3691   | 4660 | 4755          |  |
| <br>SIS | 24 Stand Fix      | <b>DESISRT 24RDFX</b> | ≅ <b>OS</b> 66  | 1354   | 1406 | 1408   | 1468 | 1741   | 2127 | 2166          |  |
|   | 30 Stand Fix      | <b>DESISRT 30RDFX</b> | ≅ <b>OS</b> 71  | 1456   | 1524 | 1525   | 1602 | 1942   | 2426 | 2473          |  |
|   | 36 Stand Fix      | <b>DESISRT 36RDFX</b> | ≅ <b>OS</b> 96  | 1720   | 1804 | 1801   | 1896 | 2298   | 2881 | 2937          |  |
|   | 42 Stand Fix      | <b>DESISRT 42RDFX</b> | ≅ <b>OS</b> 135 | 2236   | 2353 | 2334   | 2462 | 2917   | 3593 | 3660          |  |

**Note:** Transparent powder coats not available

**To Order, Specify...**

- 1 Model Number
- 2 Top Material
- 3 Edge Style and Thickness
- 4 Edge Color
- 5 Base Color
- 6 Additional Options



| Veneer Wood   | Veneer 1 1/4" Wood  | Veneer 1 1/4" Wood  |
|---|---|---|
| Flat  | Square  | Bullnose  |
|  |  |  |
| <b>VW2R</b>   | <b>VWS2 VWS3</b>  | <b>VWB2 VWB3</b>  |
| 1 1/4"  | 1 1/4" 1 1/4"   | 1 1/4" 1 1/4"   |
| Fluted  | Fluted  |   |
|  |  |   |
| <b>VWF2R</b>  | <b>VWF2 VWF3</b>  |   |
| 1 1/4"  | 1 1/4" 1 1/4"   |   |
| 1 1/4"  | 1 1/4"  | 1 1/4"  |
| 2400  | 2541  | 2613  |
| 2785  | 2968  | 3057  |
| 2937  | 3122  | 3211  |
| 3858  | 4101  | 4221  |
| 4422  | 4719  | 4868  |
| 5564  | 5984  | 6188  |
| 6014  | 6470  | 6698  |
| 2432  | 2573  | 2644  |
| 2820  | 3000  | 3089  |
| 2971  | 3153  | 3243  |
| 3889  | 4133  | 4255  |

**Base Options**

**Code Price**

- Alternate Table Height 32" & Under.....BAH \$ 100
- Base Wire Access .....BWA \$ 32

**Finish Options**

- Powder Coat, Standard ..... n/c
- Powder Coat, Premium..... \$ 165
- Platinum..... \$ 488
- Chrome ..... \$ 227

**Top Options**

- Custom Cutout (per cutout) .....TCC \$ 120

**Power + Data Options**

Please reference the Power + Data Price List

**Deci**  
Square  
Round Column Round Base

**Questions?**

800 876 2120

**Quickship Program Product**  
For Quickship specification details,  
visit [www.versteel.com/quickship](http://www.versteel.com/quickship)

edge ordering code (radius corner) >  
or  
edge ordering code (square corner) >  
top thickness >

edge ordering code (radius corner) >  
or  
edge ordering code (square corner) >  
top thickness >  
top thickness price >

top >  
edge >

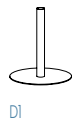
| Material             | Edge Style            | Top Thickness    | Product Wt | Price     |
|----------------------|-----------------------|------------------|------------|-----------|
| Laminate PVC         | Flat                  | 1 1/4" or 1 3/4" | 1323 1373  | 1374 1435 |
| Laminate T-Mold      | Convex                | 1 1/4" or 1 3/4" | 1426 1490  | 1492 1568 |
| Laminate Wood        | Flat                  | 1 1/4"           | 1687 1772  | 1768 1866 |
| Laminate Soft PVC    | Bumper                | 1 1/4"           | 2205 2320  | 2299 2432 |
| Laminate 1 1/2" Wood | Square                | 1 1/4" or 1 3/4" | 2236 2358  | 2346 2486 |
| Laminate 1 1/2" Wood | Bullnose              | 1 1/4" or 1 3/4" | 2236 2353  | 2334 2462 |
| Laminate PVC         | Fluted                | 1 1/4" or 1 3/4" | 1711       | 2097      |
| Laminate T-Mold      | Reverse Bevel Acrylic | 1 1/4"           | 1911       | 2394      |
| Laminate Wood        | Fluted                | 1 1/4"           | 2266       | 2849      |
| Laminate Soft PVC    | Fluted                | 1 1/4" or 1 3/4" | 2883       | 3561      |
| Laminate 1 1/2" Wood | Fluted                | 1 1/4" or 1 3/4" | 3011       | 3786      |
| Laminate 1 1/2" Wood | Fluted                | 1 1/4" or 1 3/4" | 1741       | 2127      |
| Laminate PVC         | Fluted                | 1 1/4" or 1 3/4" | 1456 1524  | 1525 1602 |
| Laminate T-Mold      | Fluted                | 1 1/4" or 1 3/4" | 1720 1804  | 1801 1896 |
| Laminate Wood        | Fluted                | 1 1/4"           | 2298       | 2881      |
| Laminate Soft PVC    | Fluted                | 1 1/4" or 1 3/4" | 2236 2353  | 2334 2462 |
| Laminate 1 1/2" Wood | Fluted                | 1 1/4" or 1 3/4" | 2917       | 3593      |
| Laminate 1 1/2" Wood | Fluted                | 1 1/4" or 1 3/4" | 2166       | 2473      |
| Laminate PVC         | Fluted                | 1 1/4" or 1 3/4" | 2473       | 2937      |
| Laminate T-Mold      | Fluted                | 1 1/4" or 1 3/4" | 2937       | 3660      |

**Base Style**

**Table Description**

**Model #**

**Product Wt**



DI








DIS

**Note:** Transparent powder coats not available

**To Order, Specify...**

- 1 Model Number
- 2 Top Material
- 3 Edge Style and Thickness
- 4 Edge Color
- 5 Base Color
- 6 Additional Options



| Veneer Wood   | Veneer 1 1/4" Wood  | Veneer 1 1/4" Wood  |
|---|---|---|
| Flat  | Square  | Bullnose  |
| <br><b>VW2R</b><br>or<br><b>VW2S</b><br>1 1/4"   | <br><b>VWS2</b> <b>VWS3</b><br>1 1/4" 1 1/4" | <br><b>VWB2</b> <b>VWB3</b><br>1 1/4" 1 1/4" |
| Fluted  | Fluted  |   |
| <br><b>VWF2R</b><br>or<br><b>VWF2S</b><br>1 1/4" | <br><b>VWF2</b> <b>VWF3</b><br>1 1/4" 1 1/4" |   |
| 1 1/4"  | 1 1/4"  | 1 1/4"  |
| 2400  | 2541  | 2613  |
| 2785  | 2968  | 3057  |
| 2937  | 3122  | 3211  |
| 3858  | 4101  | 4221  |
| 4422  | 4719  | 4868  |
| 2432  | 2573  | 2644  |
| 2820  | 3000  | 3089  |
| 2971  | 3153  | 3243  |
| 3889  | 4133  | 4255  |

**Base Options**

**Code Price**

|   |            |        |
|---|------------|--------|
| Alternate Table Height 32" & Under..... | <b>BAH</b> | \$ 100 |
| Base Wire Access .....                  | <b>BWA</b> | \$ 32  |

**Finish Options**

|                             |  |        |
|-----------------------------|--|--------|
| Powder Coat, Standard ..... |  | n/c    |
| Powder Coat, Premium.....   |  | \$ 165 |
| Platinum.....               |  | \$ 488 |
| Chrome .....                |  | \$ 227 |

**Top Options**

|                                  |            |        |
|----------------------------------|------------|--------|
| Custom Cutout (per cutout) ..... | <b>TCC</b> | \$ 120 |
|----------------------------------|------------|--------|

**Power + Data Options**

Please reference the Power + Data Price List

**Deci**  
 Square  
 Round Column Square Base

**Questions?**

800 876 2120


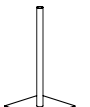
**Quickship Program Product**  
 For Quickship specification details,  
 visit [www.versteel.com/quickship](http://www.versteel.com/quickship)

edge ordering code (radius corner) >  
 or  
 edge ordering code (square corner) >  
 top thickness >

edge ordering code (radius corner) >  
 or  
 edge ordering code (square corner) >  
 top thickness >  
 top thickness price >

top >  
 edge >

| Material             | Edge Style            | Top Thickness    | Product Wt | Price     |
|----------------------|-----------------------|------------------|------------|-----------|
| Laminate PVC         | Flat                  | 1 1/4" or 1 3/4" | 1323 1373  | 1374 1435 |
| Laminate T-Mold      | Convex                | 1 1/4" or 1 3/4" | 1426 1490  | 1492 1568 |
| Laminate Wood        | Flat                  | 1 1/4"           | 1687 1772  | 1768 1866 |
| Laminate Soft PVC    | Bumper                | 1 1/4"           | 2205 2320  | 2299 2432 |
| Laminate 1 1/2" Wood | Square                | 1 1/4" or 1 3/4" | 2236 2358  | 2346 2486 |
| Laminate 1 1/2" Wood | Bullnose              | 1 1/4" or 1 3/4" | 2723 2917  | 2856 3072 |
| Laminate PVC         | Fluted                | 1 1/4" or 1 3/4" | 1354 1406  | 1408 1468 |
| Laminate Wood        | Fluted                | 1 1/4"           | 1456 1524  | 1525 1602 |
| Laminate Soft PVC    | Reverse Bevel Acrylic | 1 1/4"           | 1720 1804  | 1801 1896 |
| Laminate 1 1/2" Wood | Fluted                | 1 1/4" or 1 3/4" | 1720 1804  | 1801 1896 |
| Laminate 1 1/2" Wood | Fluted                | 1 1/4" or 1 3/4" | 2236 2353  | 2334 2462 |






| Base Style   | Table Description | Model #        | Product Wt |
|--|-------------------|----------------|------------|
|   | 24 Fix            | DESIRT 24SQFX  | 63         |
|  | 30 Fix            | DESIRT 30SQFX  | 68         |
|  | 36 Fix            | DESIRT 36SQFX  | 102        |
|  | 42 Fix            | DESIRT 42SQFX  | 149        |
|  | 48 Fix            | DESIRT 48SQFX  | 172        |
|  | 60 Fix            | DESIRT 60SQFX  | 211        |
|  | 24 Stand Fix      | DESISRT 24SQFX | 66         |
|  | 30 Stand Fix      | DESISRT 30SQFX | 71         |
|  | 36 Stand Fix      | DESISRT 36SQFX | 96         |
|  | 42 Stand Fix      | DESISRT 42SQFX | 135        |

**Note:** Transparent powder coats not available

**To Order, Specify...**

- 1 Model Number
- 2 Top Material
- 3 Edge Style and Thickness
- 4 Edge Color
- 5 Base Color
- 6 Additional Options



| Veneer Wood   | Veneer 1 1/4" Wood  | Veneer 1 1/4" Wood  |
|---|---|---|
| Flat  | Square  | Bullnose  |
|  |  |  |
| <b>VW2R</b><br>or<br><b>VW2S</b><br>1 1/4"  | <b>VWS2</b> 1 1/4" <b>VWS3</b> 1 3/4"   | <b>VWB2</b> 1 1/4" <b>VWB3</b> 1 3/4"   |
| Fluted  | Fluted  |   |
|  |  |   |
| <b>VWF2R</b><br>or<br><b>VWF2S</b><br>1 1/4"                                      | <b>VWF2</b> 1 1/4" <b>VWF3</b> 1 3/4"   |   |
| 1 1/4"  | 1 1/4"  | 1 3/4"  |
| 2400  | 2541  | 2613  |
| 2785  | 2968  | 3057  |
| 2937  | 3122  | 3211  |
| 3858  | 4101  | 4221  |
| 4422  | 4719  | 4868  |
| 6014  | 6470  | 6698  |
| 2432  | 2573  | 2644  |
| 2820  | 3000  | 3089  |
| 2971  | 3153  | 3243  |
| 3889  | 4133  | 4255  |

**Base Options**

**Code Price**

- Alternate Table Height 32" & Under.....BAH \$ 100
- Base Wire Access .....BWA \$ 32

**Finish Options**

- Powder Coat, Standard ..... n/c
- Powder Coat, Premium..... \$ 165
- Platinum..... \$ 488
- Chrome ..... \$ 227

**Top Options**

- Custom Cutout (per cutout) .....TCC \$ 120

**Power + Data Options**

Please reference the Power + Data Price List

**Deci**  
Rectangle  
Round Column Round Base

**Questions?**













800 876 2120

**+** Indicates Number of Bases  
**US** Quickship Program Product  
For Quickship specification details,  
visit [www.versteel.com/quickship](http://www.versteel.com/quickship)

edge ordering code (radius corner) >  
or  
edge ordering code (square corner) >  
top thickness >

edge ordering code (radius corner) >  
or  
edge ordering code (square corner) >  
top thickness >  
top thickness price >

top >  
edge >

|  |                       | Laminate PVC  |            | Laminate T-Mold   |      | Laminate Wood  |      | Laminate Soft PVC   |      | Laminate 1 1/2" Wood  |      | Laminate 1 1/2" Wood  |  |                               |  |
|--|-----------------------|---|------------|---|------|--|------|---|------|---|------|---|--|-------------------------------|--|
|  |                       | Flat  |            | Convex  |      | Flat   |      | Bumper  |      | Square  |      | Bullnose  |  |                               |  |
|  |                       |  |            |  |      |  |      |  |      |  |      |  |  |                               |  |
|  |                       | LP2R<br>OR<br>LP2S<br>1 1/4"  |            | LP3R<br>OR<br>LP3S<br>1 3/4"  |      | LT2<br>LT3<br>1 1/4" 1 3/4"  |      | LW2R<br>OR<br>LW2S<br>1 1/4"  |      | LB2R<br>1 1/4"  |      | LWS2<br>1 1/4" LWS3<br>1 3/4"   |  | LWB2<br>1 1/4" LWB3<br>1 3/4" |  |
|  |                       | Fluted  |            |   |      | Fluted   |      | Reverse Bevel Acrylic   |      | Fluted  |      |   |  |                               |  |
|  |                       |  |            |   |      |  |      |  |      |  |      |   |  |                               |  |
|  |                       | LPF2R<br>OR<br>LPF2S<br>1 1/4"  |            | LPF3R<br>OR<br>LPF3S<br>1 3/4"  |      | LWF2R<br>OR<br>LWF2S<br>1 1/4"   |      | LMRA2R<br>OR<br>LMRA2S<br>1 1/4"  |      | LWF2<br>1 1/4" LWF3<br>1 3/4"   |      |   |  |                               |  |
|  |                       | 1 1/4" 1 3/4"   |            | 1 1/4" 1 3/4"   |      | 1 1/4" 1 3/4"  |      | 1 1/4"  |      | 1 1/4" 1 3/4"   |      | 1 1/4" 1 3/4"   |  |                               |  |
| Base Style   | Table Description     | Model #   | Product Wt |   |      |  |      |   |      |   |      |   |  |                               |  |
| <br>DI    | 24 x 48 Fix           | DEDIRT 2448REFX ② US  | 102        | 2272  | 2345 | 2352   | 2439 | 2853  |      | 3431  | 3491 |   |  |                               |  |
|  | 24 x 60 Fix           | DEDIRT 2460REFX ② US  | 108        | 2434  | 2532 | 2526   | 2642 | 3110  |      | 3787  | 3857 |   |  |                               |  |
|  | 24 x 72 Fix           | DEDIRT 2472REFX ② US  | 114        | 2531  | 2643 | 2639   | 2770 | 3306  |      | 4078  | 4157 |   |  |                               |  |
|  | 24 x 84 Fix           | DEDIRT 2484REFX ② US  | 119        | 2764  | 2911 | 2883   | 3051 | 3632  |      | 4505  | 4591 |   |  |                               |  |
|  | 24 x 90 Fix           | DEDIRT 2490REFX ② US  | 122        | 2774  | 2924 | 2903   | 3074 | 3695  |      | 4616  | 4704 |   |  |                               |  |
|  | 30 x 48 Fix           | DEDIRT 3048REFX ② US  | 108        | 2350  | 2436 | 2436   | 2536 | 2977  |      | 3607  | 3670 |   |  |                               |  |
|  | 30 x 60 Fix           | DEDIRT 3060REFX ② US  | 115        | 2463  | 2568 | 2567   | 2687 | 3190  |      | 3917  | 3989 |   |  |                               |  |
|  | 30 x 72 Fix           | DEDIRT 3072REFX ② US  | 122        | 2634  | 2764 | 2746   | 2893 | 3456  |      | 4279  | 4362 |   |  |                               |  |
|  | 30 x 84 Fix           | DEDIRT 3084REFX ② US  | 130        | 2949  | 3125 | 3079   | 3272 | 3869  |      | 4788  | 4879 |   |  |                               |  |
|  | 30 x 90 Fix           | DEDIRT 3090REFX ② US  | 133        | 2963  | 3142 | 3097   | 3296 | 3932  |      | 4900  | 4995 |   |  |                               |  |
| <br>DIS | 36 x 60 Fix           | DEDIRT 3660REFX ② US  | 176        | 2825  | 2944 | 2935   | 3067 | 3600  |      | 4375  | 4452 |   |  |                               |  |
|  | 36 x 72 Fix           | DEDIRT 3672REFX ② US  | 184        | 3032  | 3182 | 3156   | 3321 | 3905  |      | 4775  | 4862 |   |  |                               |  |
|  | 36 x 84 Fix           | DEDIRT 3684REFX ② US  | 193        | 3363  | 3560 | 3500   | 3715 | 4330  |      | 5298  | 5395 |   |  |                               |  |
|  | 36 x 90 Fix           | DEDIRT 3690REFX ② US  | 202        | 3390  | 3590 | 3531   | 3751 | 4402  |      | 5420  | 5522 |   |  |                               |  |
|  | 24 x 48 Stand Fix     | DEDISRT 2448REFX ② US   | 102        | 2337  | 2410 | 2415   | 2503 | 2918  |      | 3500  | 3555 |   |  |                               |  |
|  | 24 x 60 Stand Fix     | DEDISRT 2460REFX ② US   | 108        | 2498  | 2596 | 2591   | 2704 | 3176  |      | 3854  | 3920 |   |  |                               |  |
|  | 24 x 72 Stand Fix     | DEDISRT 2472REFX ② US   | 114        | 2594  | 2706 | 2700   | 2833 | 3368  |      | 4141  | 4220 |   |  |                               |  |
|  | 24 x 84 Stand Fix     | DEDISRT 2484REFX ② US   | 119        | 2825  | 2975 | 2948   | 3116 | 3698  |      | 4569  | 4654 |   |  |                               |  |
|  | 24 x 90 Stand Fix     | DEDISRT 2490REFX ② US   | 122        | 2841  | 2990 | 2968   | 3137 | 3757  |      | 4677  | 4772 |   |  |                               |  |
|  | 30 x 48 Stand Fix     | DEDISRT 3048REFX ② US   | 108        | 2413  | 2500 | 2500   | 2603 | 3041  |      | 3671  | 3734 |   |  |                               |  |
| 30 x 60 Stand Fix  | DEDISRT 3060REFX ② US | 115   | 2531       | 2634  | 2633 | 2749   | 3258 |   | 3983 | 4053  |      |   |  |                               |  |
| 30 x 72 Stand Fix  | DEDISRT 3072REFX ② US | 122   | 2697       | 2825  | 2812 | 2961   | 3519 |   | 4344 | 4426  |      |   |  |                               |  |
| 30 x 84 Stand Fix  | DEDISRT 3084REFX ② US | 130   | 3012       | 3189  | 3142 | 3338   | 3934 |   | 4854 | 4943  |      |   |  |                               |  |
| 30 x 90 Stand Fix  | DEDISRT 3090REFX ② US | 133   | 3027       | 3206  | 3162 | 3362   | 3994 |   | 4963 | 5059  |      |   |  |                               |  |
| 36 x 60 Stand Fix  | DEDISRT 3660REFX ② US | 176   | 2891       | 3009  | 3000 | 3132   | 3665 |   | 4439 | 4517  |      |   |  |                               |  |
| 36 x 72 Stand Fix  | DEDISRT 3672REFX ② US | 184   | 3097       | 3246  | 3219 | 3388   | 3968 |   | 4840 | 4928  |      |   |  |                               |  |
| 36 x 84 Stand Fix  | DEDISRT 3684REFX ② US | 193   | 3426       | 3623  | 3564 | 3779   | 4396 |   | 5363 | 5458  |      |   |  |                               |  |
| 36 x 90 Stand Fix  | DEDISRT 3690REFX ② US | 202   | 3453       | 3654  | 3595 | 3817   | 4470 |   | 5482 | 5587  |      |   |  |                               |  |






**Note:** Transparent powder coats not available

**To Order, Specify...**

- ① Model Number
- ② Top Material
- ③ Edge Style and Thickness
- ④ Edge Color
- ⑤ Base Color
- ⑥ Additional Options





| Veneer Wood   | Veneer 1 1/4" Wood  | Veneer 1 1/4" Wood  |
|---|---|---|
| Flat<br><br><b>VW2R</b><br>or<br><b>VW2S</b><br>1 1/4"     | Square<br><br><b>VWS2</b> <b>VWS3</b><br>1 1/4" 1 1/4" | Bullnose<br><br><b>VWB2</b> <b>VWB3</b><br>1 1/4" 1 1/4" |
| Fluted<br><br><b>VWF2R</b><br>or<br><b>VWF2S</b><br>1 1/4" | Fluted<br><br><b>VWF2</b> <b>VWF3</b><br>1 1/4" 1 1/4" |   |
| 1 1/4"  | 1 1/4"  | 1 1/4"  |
| 3408  | 3572  | 3654  |
| 3936  | 4156  | 4260  |
| 4285  | 4536  | 4664  |
| 4620  | 4906  | 5049  |
| 4983  | 5302  | 5464  |
| 4052  | 4282  | 4397  |
| 4761  | 5063  | 5213  |
| 5261  | 5608  | 5784  |
| 5787  | 6192  | 6390  |
| 6350  | 6808  | 7035  |
| 5047  | 5347  | 5498  |
| 5551  | 5901  | 6075  |
| 6084  | 6490  | 6691  |
| 6640  | 7098  | 7330  |
| 3472  | 3634  | 3717  |
| 4000  | 4219  | 4327  |
| 4349  | 4600  | 4726  |
| 4683  | 4971  | 5113  |
| 5047  | 5368  | 5528  |
| 4116  | 4346  | 4461  |
| 4827  | 5127  | 5275  |
| 5323  | 5674  | 5845  |
| 5853  | 6256  | 6457  |
| 6412  | 6872  | 7101  |
| 5110  | 5410  | 5560  |
| 5613  | 5965  | 6141  |
| 6150  | 6556  | 6756  |
| 6703  | 7164  | 7395  |

**Base Options**

|   | Code | Price  |
|---|------|--------|
| Alternate Table Height 32" & Under..... | BAH  | \$ 100 |
| Base Wire Access .....                  | BWA  | \$ 32  |

**Finish Options**

|                             |        |
|-----------------------------|--------|
| Powder Coat, Standard ..... | n/c    |
| Powder Coat, Premium.....   | \$ 165 |
| Platinum.....               | \$ 488 |
| Chrome .....                | \$ 227 |

**Top Options**

|                                  |     |        |
|----------------------------------|-----|--------|
| Custom Cutout (per cutout) ..... | TCC | \$ 120 |
|----------------------------------|-----|--------|

**Power + Data Options**

Please reference the Power + Data Price List

**Deci**  
Rectangle  
Round Column Square Base

**Questions?**













800 876 2120

**+** Indicates Number of Bases  
**QS** Quickship Program Product  
For Quickship specification details,  
visit [www.versteel.com/quickship](http://www.versteel.com/quickship)

edge ordering code (radius corner) >  
or  
edge ordering code (square corner) >  
top thickness >

edge ordering code (radius corner) >  
or  
edge ordering code (square corner) >  
top thickness >

top >  
edge >






|   |   | Laminate PVC  |                       | Laminate T-Mold   |      | Laminate Wood  |      | Laminate Soft PVC   |      | Laminate 1/2" Wood  |      | Laminate 1/2" Wood  |  |
|---|---|---|-----------------------|---|------|--|------|---|------|---|------|---|--|
|   |   | Flat  |                       | Convex  |      | Flat   |      | Bumper  |      | Square  |      | Bullnose  |  |
|   |   |  |                       |  |      |  |      |  |      |  |      |  |  |
|   |   | LP2R<br>OR<br>LP3R<br>1 1/4" 1 3/4"   |                       | LT2 LT3<br>1 1/4" 1 3/4"  |      | LW2R<br>OR<br>LW2S<br>1 1/4"   |      | LB2R<br>1 1/4"  |      | LWS2 LWS3<br>1 1/4" 1 3/4"  |      | LWB2 LWB3<br>1 1/4" 1 3/4"  |  |
|   |   | Fluted  |                       |   |      | Fluted   |      | Reverse Bevel Acrylic   |      | Fluted  |      |   |  |
|   |   |  |                       |   |      |  |      |  |      |  |      |   |  |
|   |   | LPF2R LPF3R<br>OR<br>LPF2S LPF3S<br>1 1/4" 1 3/4"                                 |                       |   |      | LWF2R<br>OR<br>LWF2S<br>1 1/4"   |      | LMRA2R<br>OR<br>LMRA2S<br>1 1/4"  |      | LWF2 LWF3<br>1 1/4" 1 3/4"  |      |   |  |
|   |   | 1 1/4" 1 3/4"   |                       | 1 1/4" 1 3/4"   |      | 1 1/4" 1 3/4"  |      | 1 1/4"  |      | 1 1/4" 1 3/4"   |      | 1 1/4" 1 3/4"   |  |
|   |   | top thickness price >   |                       |   |      |  |      |   |      |   |      |   |  |
| Base Style  | Table Description   | Model #   | Product Wt            |   |      |  |      |   |      |   |      |   |  |
|  | 24 x 48 Fix   | DESIRT 2448REFX ② QS  | 112                   | 2272  | 2345 | 2352   | 2439 | 2853  |      | 3431  | 3491 |   |  |
|   | 24 x 60 Fix   | DESIRT 2460REFX ② QS  | 118                   | 2434  | 2532 | 2526   | 2642 | 3110  |      | 3787  | 3857 |   |  |
|   | 24 x 72 Fix   | DESIRT 2472REFX ② QS  | 124                   | 2531  | 2643 | 2639   | 2770 | 3306  |      | 4078  | 4157 |   |  |
|   | 24 x 84 Fix   | DESIRT 2484REFX ② QS  | 129                   | 2764  | 2911 | 2883   | 3051 | 3632  |      | 4505  | 4591 |   |  |
|   | 24 x 90 Fix   | DESIRT 2490REFX ② QS  | 132                   | 2774  | 2924 | 2903   | 3074 | 3695  |      | 4616  | 4704 |   |  |
|   | 30 x 48 Fix   | DESIRT 3048REFX ② QS  | 118                   | 2350  | 2436 | 2436   | 2536 | 2977  |      | 3607  | 3670 |   |  |
|   | 30 x 60 Fix   | DESIRT 3060REFX ② QS  | 125                   | 2463  | 2568 | 2567   | 2687 | 3190  |      | 3917  | 3989 |   |  |
|   | 30 x 72 Fix   | DESIRT 3072REFX ② QS  | 132                   | 2634  | 2764 | 2746   | 2893 | 3456  |      | 4279  | 4362 |   |  |
|   | 30 x 84 Fix   | DESIRT 3084REFX ② QS  | 140                   | 2949  | 3125 | 3079   | 3272 | 3869  |      | 4788  | 4879 |   |  |
|   | 30 x 90 Fix   | DESIRT 3090REFX ② QS  | 143                   | 2963  | 3142 | 3097   | 3296 | 3932  |      | 4900  | 4995 |   |  |
|   | 36 x 60 Fix   | DESIRT 3660REFX ② QS  | 152                   | 2825  | 2944 | 2935   | 3067 | 3600  |      | 4375  | 4452 |   |  |
|   | 36 x 72 Fix   | DESIRT 3672REFX ② QS  | 160                   | 3032  | 3182 | 3156   | 3321 | 3905  |      | 4775  | 4862 |   |  |
|   | 36 x 84 Fix   | DESIRT 3684REFX ② QS  | 169                   | 3363  | 3560 | 3500   | 3715 | 4330  |      | 5298  | 5395 |   |  |
|   | 36 x 90 Fix   | DESIRT 3690REFX ② QS  | 178                   | 3390  | 3590 | 3531   | 3751 | 4402  |      | 5420  | 5522 |   |  |
|   |  | 24 x 48 Stand Fix   | DESISRT 2448REFX ② QS | 118   | 2337 | 2410   | 2415 | 2503  | 2918 |   | 3500 | 3555  |  |
| 24 x 60 Stand Fix   |   | DESISRT 2460REFX ② QS   | 124                   | 2498  | 2596 | 2591   | 2704 | 3176  |      | 3854  | 3920 |   |  |
| 24 x 72 Stand Fix   |   | DESISRT 2472REFX ② QS   | 130                   | 2594  | 2706 | 2700   | 2833 | 3368  |      | 4141  | 4220 |   |  |
| 24 x 84 Stand Fix   |   | DESISRT 2484REFX ② QS   | 135                   | 2825  | 2975 | 2948   | 3116 | 3698  |      | 4569  | 4654 |   |  |
| 24 x 90 Stand Fix   |   | DESISRT 2490REFX ② QS   | 138                   | 2841  | 2990 | 2968   | 3137 | 3757  |      | 4677  | 4772 |   |  |
| 30 x 48 Stand Fix   |   | DESISRT 3048REFX ② QS   | 124                   | 2413  | 2500 | 2500   | 2603 | 3041  |      | 3671  | 3734 |   |  |
| 30 x 60 Stand Fix   |   | DESISRT 3060REFX ② QS   | 131                   | 2531  | 2634 | 2633   | 2749 | 3258  |      | 3983  | 4053 |   |  |
| 30 x 72 Stand Fix   |   | DESISRT 3072REFX ② QS   | 138                   | 2697  | 2825 | 2812   | 2961 | 3519  |      | 4344  | 4426 |   |  |
| 30 x 84 Stand Fix   |   | DESISRT 3084REFX ② QS   | 146                   | 3012  | 3189 | 3142   | 3338 | 3934  |      | 4854  | 4943 |   |  |
| 30 x 90 Stand Fix   |   | DESISRT 3090REFX ② QS   | 149                   | 3027  | 3206 | 3162   | 3362 | 3994  |      | 4963  | 5059 |   |  |
| 36 x 60 Stand Fix   |   | DESISRT 3660REFX ② QS   | 158                   | 2891  | 3009 | 3000   | 3132 | 3665  |      | 4439  | 4517 |   |  |
| 36 x 72 Stand Fix   |   | DESISRT 3672REFX ② QS   | 166                   | 3097  | 3246 | 3219   | 3388 | 3968  |      | 4840  | 4928 |   |  |
| 36 x 84 Stand Fix   |   | DESISRT 3684REFX ② QS   | 175                   | 3426  | 3623 | 3564   | 3779 | 4396  |      | 5363  | 5458 |   |  |
| 36 x 90 Stand Fix   |   | DESISRT 3690REFX ② QS   | 184                   | 3453  | 3654 | 3595   | 3817 | 4470  |      | 5482  | 5587 |   |  |

**Note:** Transparent powder coats not available

**To Order, Specify...**

- ① Model Number
- ② Top Material
- ③ Edge Style and Thickness
- ④ Edge Color
- ⑤ Base Color
- ⑥ Additional Options



| Veneer Wood   | Veneer 1 1/4" Wood  | Veneer 1 1/4" Wood  |
|---|---|---|
| Flat<br><br><b>VW2R</b><br>or<br><b>VW2S</b><br>1 1/4"     | Square<br><br><b>VWS2</b> <b>VWS3</b><br>1 1/4" 1 1/4" | Bullnose<br><br><b>VWB2</b> <b>VWB3</b><br>1 1/4" 1 1/4" |
| Fluted<br><br><b>VWF2R</b><br>or<br><b>VWF2S</b><br>1 1/4" | Fluted<br><br><b>VWF2</b> <b>VWF3</b><br>1 1/4" 1 1/4" |   |
| 1 1/4"  | 1 1/4"  | 1 1/4"  |
| 3408  | 3572  | 3654  |
| 3936  | 4156  | 4260  |
| 4285  | 4536  | 4664  |
| 4620  | 4906  | 5049  |
| 4983  | 5302  | 5464  |
| 4052  | 4282  | 4397  |
| 4761  | 5063  | 5213  |
| 5261  | 5608  | 5784  |
| 5787  | 6192  | 6390  |
| 6350  | 6808  | 7035  |
| 5047  | 5347  | 5498  |
| 5551  | 5901  | 6075  |
| 6084  | 6490  | 6691  |
| 6640  | 7098  | 7330  |
| 3472  | 3634  | 3717  |
| 4000  | 4219  | 4327  |
| 4349  | 4600  | 4726  |
| 4683  | 4971  | 5113  |
| 5047  | 5368  | 5528  |
| 4116  | 4346  | 4461  |
| 4827  | 5127  | 5275  |
| 5323  | 5674  | 5845  |
| 5853  | 6256  | 6457  |
| 6412  | 6872  | 7101  |
| 5110  | 5410  | 5560  |
| 5613  | 5965  | 6141  |
| 6150  | 6556  | 6756  |
| 6703  | 7164  | 7395  |

**Base Options**

|   | Code | Price  |
|---|------|--------|
| Alternate Table Height 32" & Under..... | BAH  | \$ 100 |
| Base Wire Access .....                  | BWA  | \$ 32  |

**Finish Options**

|                             |        |
|-----------------------------|--------|
| Powder Coat, Standard ..... | n/c    |
| Powder Coat, Premium.....   | \$ 165 |
| Platinum.....               | \$ 488 |
| Chrome .....                | \$ 227 |

**Top Options**

|                                  |     |        |
|----------------------------------|-----|--------|
| Custom Cutout (per cutout) ..... | TCC | \$ 120 |
|----------------------------------|-----|--------|

**Power + Data Options**











Please reference the Power + Data Price List


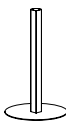
**Deci**  
Round  
Square Column Round Base

**Questions?**

800 876 2120

**Quickship Program Product**  
For Quickship specification details,  
visit [www.versteel.com/quickship](http://www.versteel.com/quickship)

|                       |   |   |  |   |   |   |
|-----------------------|---|---|--|---|---|---|
| top ><br>edge >       | Laminate<br>PVC   | Laminate<br>T-Mold  | Laminate<br>Wood   | Laminate<br>Soft PVC  | Laminate<br>1 1/2" Wood   | Laminate<br>1 1/2" Wood   |
|                       | Flat  | Convex  | Flat   | Bumper  | Square  | Bullnose  |
|                       |  |  |  |  |  |  |
| edge ordering code >  | <b>LP2R LP3R</b>  | <b>LT2 LT3</b>  | <b>LW2R</b>  | <b>LB2R</b>   | <b>LWS2 LWS3</b>  | <b>LWB2 LWB3</b>  |
| top thickness >       | 1 1/4" 1 3/4"   | 1 1/4" 1 3/4"   | 1 1/4"   | 1 1/4"  | 1 1/4" 1 3/4"   | 1 1/4" 1 3/4"   |
|                       | Fluted  |   | Fluted   | Reverse Bevel<br>Acrylic  | Fluted  |   |
|                       |  |   |  |  |  |   |
| edge ordering code >  | <b>LPF2R LPF3R</b>  |   | <b>LWF2R</b>   | <b>LMRA2R</b>   | <b>LWF2 LWF3</b>  |   |
| top thickness >       | 1 1/4" 1 3/4"   |   | 1 1/4"   | 1 1/4"  | 1 1/4" 1 3/4"   |   |
| top thickness price > | 1 1/4" 1 3/4"   | 1 1/4" 1 3/4"   | 1 1/4"   |   | 1 1/4" 1 3/4"   | 1 1/4"  |






| Base Style   | Table Description | Model #               | Product Wt     | 1 1/4" |      | 1 3/4" |      | 1 1/4" |      | 1 1/4" 1 3/4" |  |
|--|-------------------|-----------------------|----------------|--------|------|--------|------|--------|------|---------------|--|
| <br>DI  | 24 Fix            | <b>DEDIST 24RDFX</b>  | ≅ <b>OS</b> 55 | 1323   | 1373 | 1374   | 1435 | 1711   | 2097 | 2136          |  |
|  | 30 Fix            | <b>DEDIST 30RDFX</b>  | ≅ <b>OS</b> 60 | 1426   | 1490 | 1492   | 1568 | 1911   | 2394 | 2441          |  |
|  | 36 Fix            | <b>DEDIST 36RDFX</b>  | ≅ <b>OS</b> 94 | 1687   | 1772 | 1768   | 1866 | 2266   | 2849 | 2905          |  |
| <br>DIS | 24 Stand Fix      | <b>DEDISST 24RDFX</b> | ≅ <b>OS</b> 58 | 1354   | 1406 | 1408   | 1468 | 1741   | 2127 | 2166          |  |
|  | 30 Stand Fix      | <b>DEDISST 30RDFX</b> | ≅ <b>OS</b> 63 | 1456   | 1524 | 1525   | 1602 | 1942   | 2426 | 2473          |  |

**Note:** Transparent powder coats not available

**To Order, Specify...**

- 1 Model Number
- 2 Top Material
- 3 Edge Style and Thickness
- 4 Edge Color
- 5 Base Color
- 6 Additional Options



| Veneer Wood   | Veneer 1 1/4" Wood  | Veneer 1 1/4" Wood  |
|---|---|---|
| Flat  | Square  | Bullnose  |
|  |  |  |
| <b>VW2R</b>   | <b>VWS2 VWS3</b>  | <b>VWB2 VWB3</b>  |
| 1 1/4"  | 1 1/4" 1 3/4"   | 1 1/4" 1 3/4"   |
| Fluted  | Fluted  |   |
|  |  |   |
| <b>VWF2R</b>  | <b>VWF2 VWF3</b>  |   |
| 1 1/4"  | 1 1/4" 1 3/4"   |   |
| 1 1/4"  | 1 1/4"  | 1 3/4"  |
| 2400  | 2541  | 2613  |
| 2785  | 2968  | 3057  |
| 2937  | 3122  | 3211  |
| 2432  | 2573  | 2644  |
| 2820  | 3000  | 3089  |

**Base Options**

|   | <b>Code</b> | <b>Price</b> |
|---|-------------|--------------|
| Alternate Table Height 32" & Under..... | BAH         | \$ 100       |
| Base Wire Access .....                  | BWA         | \$ 32        |

**Finish Options**

|                             |        |
|-----------------------------|--------|
| Powder Coat, Standard ..... | n/c    |
| Powder Coat, Premium.....   | \$ 165 |
| Platinum.....               | \$ 488 |
| Chrome .....                | \$ 227 |

**Top Options**

|                                  |     |        |
|----------------------------------|-----|--------|
| Custom Cutout (per cutout) ..... | TCC | \$ 120 |
|----------------------------------|-----|--------|

**Power + Data Options**

Please reference the Power + Data Price List

**Deci**  
Round  
Square Column Square Base



**Questions?**

800 876 2120

**US** Quickship Program Product  
For Quickship specification details,  
visit [www.versteel.com/quickship](http://www.versteel.com/quickship)

|                       |                    |                    |                  |                      |                         |                         |
|-----------------------|--------------------|--------------------|------------------|----------------------|-------------------------|-------------------------|
| top ><br>edge >       | Laminate<br>PVC    | Laminate<br>T-Mold | Laminate<br>Wood | Laminate<br>Soft PVC | Laminate<br>1 1/2" Wood | Laminate<br>1 1/2" Wood |
|                       | Flat               | Convex             | Flat             | Bumper               | Square                  | Bullnose                |
|                       |                    |                    |                  |                      |                         |                         |
| edge ordering code >  | <b>LP2R LP3R</b>   | <b>LT2 LT3</b>     | <b>LW2R</b>      | <b>LB2R</b>          | <b>LWS2 LWS3</b>        | <b>LWB2 LWB3</b>        |
| top thickness >       | 1 1/4" 1 3/4"      | 1 1/4" 1 3/4"      | 1 1/4"           | 1 1/4"               | 1 1/4" 1 3/4"           | 1 1/4" 1 3/4"           |
| edge ordering code >  | <b>LPF2R LPF3R</b> |                    | <b>LWF2R</b>     | <b>LMRA2R</b>        | <b>LWF2 LWF3</b>        |                         |
| top thickness >       | 1 1/4" 1 3/4"      |                    | 1 1/4"           | 1 1/4"               | 1 1/4" 1 3/4"           |                         |
| top thickness price > | 1 1/4" 1 3/4"      | 1 1/4" 1 3/4"      | 1 1/4"           |                      | 1 1/4" 1 3/4"           | 1 1/4"                  |






| Base Style | Table Description | Model #               | Product Wt    |      |      |      |      |      |      |      |  |
|------------|-------------------|-----------------------|---------------|------|------|------|------|------|------|------|--|
| <br>SI     | 24 Fix            | <b>DESIST 24RDFX</b>  | <b>US</b> 63  | 1323 | 1373 | 1374 | 1435 | 1711 | 2097 | 2136 |  |
|            | 30 Fix            | <b>DESIST 30RDFX</b>  | <b>US</b> 68  | 1426 | 1490 | 1492 | 1568 | 1911 | 2394 | 2441 |  |
|            | 36 Fix            | <b>DESIST 36RDFX</b>  | <b>US</b> 93  | 1687 | 1772 | 1768 | 1866 | 2266 | 2849 | 2905 |  |
|            | 42 Fix            | <b>DESIST 42RDFX</b>  | <b>US</b> 132 | 2205 | 2320 | 2299 | 2432 | 2883 | 3561 | 3627 |  |
| <br>SIS    | 24 Stand Fix      | <b>DESISST 24RDFX</b> | <b>US</b> 66  | 1354 | 1406 | 1408 | 1468 | 1741 | 2127 | 2166 |  |
|            | 30 Stand Fix      | <b>DESISST 30RDFX</b> | <b>US</b> 71  | 1456 | 1524 | 1525 | 1602 | 1942 | 2426 | 2473 |  |
|            | 36 Stand Fix      | <b>DESISST 36RDFX</b> | <b>US</b> 96  | 1720 | 1804 | 1801 | 1896 | 2298 | 2881 | 2937 |  |

**Note:** Transparent powder coats not available

**To Order, Specify...**

- 1 Model Number
- 2 Top Material
- 3 Edge Style and Thickness
- 4 Edge Color
- 5 Base Color
- 6 Additional Options



| Veneer Wood   | Veneer 1 1/4" Wood  | Veneer 1 1/4" Wood  |
|---|---|---|
| Flat  | Square  | Bullnose  |
|  |  |  |
| <b>VW2R</b>   | <b>VWS2 VWS3</b>  | <b>VWB2 VWB3</b>  |
| 1 1/4"  | 1 1/4" 1 1/4"   | 1 1/4" 1 1/4"   |
| Fluted  | Fluted  |   |
|  |  |   |
| <b>VWF2R</b>  | <b>VWF2 VWF3</b>  |   |
| 1 1/4"  | 1 1/4" 1 1/4"   |   |
| 1 1/4"  | 1 1/4"  | 1 1/4"  |
| 2400  | 2541  | 2613  |
| 2785  | 2968  | 3057  |
| 2937  | 3122  | 3211  |
| 3858  | 4101  | 4221  |
| 2432  | 2573  | 2644  |
| 2820  | 3000  | 3089  |
| 2971  | 3153  | 3243  |

**Base Options**

**Code Price**

|   |     |        |
|---|-----|--------|
| Alternate Table Height 32" & Under..... | BAH | \$ 100 |
| Base Wire Access .....                  | BWA | \$ 32  |

**Finish Options**

|                             |        |
|-----------------------------|--------|
| Powder Coat, Standard ..... | n/c    |
| Powder Coat, Premium.....   | \$ 165 |
| Platinum.....               | \$ 488 |
| Chrome .....                | \$ 227 |

**Top Options**

|                                  |     |        |
|----------------------------------|-----|--------|
| Custom Cutout (per cutout) ..... | TCC | \$ 120 |
|----------------------------------|-----|--------|

**Power + Data Options**

Please reference the Power + Data Price List

**Deci**  
 Square  
 Square Column Round Base



**Questions?**

800 876 2120

**US Quickship Program Product**  
 For Quickship specification details,  
 visit [www.versteel.com/quickship](http://www.versteel.com/quickship)

edge ordering code (radius corner) >  
 or  
 edge ordering code (square corner) >  
 top thickness >

edge ordering code (radius corner) >  
 or  
 edge ordering code (square corner) >  
 top thickness >  
 top thickness price >

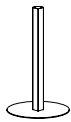
top >  
 edge >

| Laminate PVC                     | Laminate T-Mold       | Laminate Wood                    | Laminate Soft PVC     | Laminate 1/2" Wood      | Laminate 1/2" Wood      |
|----------------------------------|-----------------------|----------------------------------|-----------------------|-------------------------|-------------------------|
| Flat                             | Convex                | Flat                             | Bumper                | Square                  | Bullnose                |
|                                  |                       |                                  |                       |                         |                         |
| <b>LP2R</b><br>or<br><b>LP3R</b> | <b>LT2</b> <b>LT3</b> | <b>LW2R</b><br>or<br><b>LW2S</b> | <b>LB2R</b>           | <b>LWS2</b> <b>LWS3</b> | <b>LWB2</b> <b>LWB3</b> |
| 1 1/4" 1 3/4"                    | 1 1/4" 1 3/4"         | 1 1/4"                           | 1 1/4"                | 1 1/4" 1 3/4"           | 1 1/4" 1 3/4"           |
| Fluted                           |                       | Fluted                           | Reverse Bevel Acrylic | Fluted                  |                         |
|                                  |                       |                                  |                       |                         |                         |
| <b>LPF2R</b> <b>LPF3R</b>        |                       | <b>LWF2R</b>                     | <b>LMRA2R</b>         | <b>LWF2</b>             |                         |
| or<br><b>LPF2S</b> <b>LPF3S</b>  |                       | or<br><b>LWF2S</b>               | or<br><b>LMRA2S</b>   | 1 1/4" <b>LWF3</b>      |                         |
| 1 1/4" 1 3/4"                    |                       | 1 1/4"                           | 1 1/4"                | 1 1/4" 1 3/4"           |                         |
| 1 1/4" 1 3/4"                    | 1 1/4" 1 3/4"         | 1 1/4"                           |                       | 1 1/4"                  | 1 3/4"                  |

**Base Style**      **Table Description**      **Model #**      **Product Wt**



DI



DIS

|              |                       |             |    |      |      |      |      |      |      |      |
|--------------|-----------------------|-------------|----|------|------|------|------|------|------|------|
| 24 Fix       | <b>DEDIST 24SQFX</b>  | ≅ <b>US</b> | 55 | 1323 | 1373 | 1374 | 1435 | 1711 | 2097 | 2136 |
| 30 Fix       | <b>DEDIST 30SQFX</b>  | ≅ <b>US</b> | 60 | 1426 | 1490 | 1492 | 1568 | 1911 | 2394 | 2441 |
| 36 Fix       | <b>DEDIST 36SQFX</b>  | ≅ <b>US</b> | 94 | 1687 | 1772 | 1768 | 1866 | 2266 | 2849 | 2905 |
| 24 Stand Fix | <b>DEDISST 24SQFX</b> | ≅ <b>US</b> | 58 | 1354 | 1406 | 1408 | 1468 | 1741 | 2127 | 2166 |
| 30 Stand Fix | <b>DEDISST 30SQFX</b> | ≅ <b>US</b> | 63 | 1456 | 1524 | 1525 | 1602 | 1942 | 2426 | 2473 |






**Note:** Transparent powder coats not available

**To Order, Specify...**

- 1 Model Number
- 2 Top Material
- 3 Edge Style and Thickness
- 4 Edge Color
- 5 Base Color
- 6 Additional Options





| Veneer Wood   | Veneer 1 1/4" Wood  | Veneer 1 1/4" Wood  |
|---|---|---|
| Flat  | Square  | Bullnose  |
|  |  |  |
| <b>VW2R</b><br>or<br><b>VW2S</b><br>1 1/4"  | <b>VWS2</b> 1 1/4" <b>VWS3</b> 1 1/4"   | <b>VWB2</b> 1 1/4" <b>VWB3</b> 1 1/4"   |
| Fluted  | Fluted  |   |
|  |  |   |
| <b>VWF2R</b><br>or<br><b>VWF2S</b><br>1 1/4"                                      | <b>VWF2</b> 1 1/4" <b>VWF3</b> 1 1/4"   |   |
| 1 1/4"  | 1 1/4"  | 1 1/4"  |
| 2400  | 2541  | 2613  |
| 2785  | 2968  | 3057  |
| 2937  | 3122  | 3211  |
| 2432  | 2573  | 2644  |
| 2820  | 3000  | 3089  |

**Base Options**

|   | Code | Price  |
|---|------|--------|
| Alternate Table Height 32" & Under..... | BAH  | \$ 100 |
| Base Wire Access .....                  | BWA  | \$ 32  |

**Finish Options**

|                             |        |
|-----------------------------|--------|
| Powder Coat, Standard ..... | n/c    |
| Powder Coat, Premium.....   | \$ 165 |
| Platinum.....               | \$ 488 |
| Chrome .....                | \$ 227 |

**Top Options**

|                                  |     |        |
|----------------------------------|-----|--------|
| Custom Cutout (per cutout) ..... | TCC | \$ 120 |
|----------------------------------|-----|--------|

**Power + Data Options**

Please reference the Power + Data Price List



**Questions?**

800 876 2120

**US Quickship Program Product**  
 For Quickship specification details,  
 visit [www.versteel.com/quickship](http://www.versteel.com/quickship)

edge ordering code (radius corner) >  
 or  
 edge ordering code (square corner) >  
 top thickness >

edge ordering code (radius corner) >  
 or  
 edge ordering code (square corner) >  
 top thickness >  
 top thickness price >

top >  
 edge >






| Laminate PVC                                 | Laminate T-Mold                              | Laminate Wood                                | Laminate Soft PVC                              | Laminate 1 1/2" Wood                        | Laminate 1 1/2" Wood                        |   |      |      |
|--|--|--|--|---|---|---|------|------|
| Flat   | Convex                                       | Flat   | Bumper   | Square                                      | Bullnose                                    |   |      |      |
|  |  |  |  |   |   |   |      |      |
| <b>LP2R</b><br>or<br><b>LP2S</b><br>1 1/4"   | <b>LP3R</b><br>or<br><b>LP3S</b><br>1 3/4"   | <b>LT2</b><br><b>LT3</b><br>1 1/4" 1 3/4"    | <b>LW2R</b><br>or<br><b>LW2S</b><br>1 1/4"     | <b>LB2R</b><br>1 1/4"                       | <b>LWS2</b><br>1 1/4" <b>LWS3</b><br>1 3/4" | <b>LWB2</b><br>1 1/4" <b>LWB3</b><br>1 3/4" |      |      |
| Fluted                                       |  | Fluted                                       | Reverse Bevel Acrylic                          | Fluted                                      |   |   |      |      |
|  |  |  |  |   |   |   |      |      |
| <b>LPF2R</b><br>or<br><b>LPF2S</b><br>1 1/4" | <b>LPF3R</b><br>or<br><b>LPF3S</b><br>1 3/4" | <b>LWF2R</b><br>or<br><b>LWF2S</b><br>1 1/4" | <b>LMRA2R</b><br>or<br><b>LMRA2S</b><br>1 1/4" | <b>LWF2</b><br>1 1/4" <b>LWF3</b><br>1 3/4" |   |   |      |      |
| 1 1/4" 1 3/4"                                | 1 1/4" 1 3/4"                                | 1 1/4" 1 3/4"                                | 1 1/4"   | 1 1/4" 1 3/4"                               | 1 1/4" 1 3/4"                               |   |      |      |
| <b>Base Style</b>                            | <b>Table Description</b>                     | <b>Model #</b>                               | <b>Product Wt</b>                              |   |   |   |      |      |
| <br>SI                                       | 24 Fix                                       | <b>DESIST 24SQFX</b>                         | ≅ <b>US</b> 63                                 | 1323 1373                                   | 1374 1435                                   | 1711  | 2097 | 2136 |
|  | 30 Fix                                       | <b>DESIST 30SQFX</b>                         | ≅ <b>US</b> 68                                 | 1426 1490                                   | 1492 1568                                   | 1911  | 2394 | 2441 |
|  | 36 Fix                                       | <b>DESIST 36SQFX</b>                         | ≅ <b>US</b> 93                                 | 1687 1772                                   | 1768 1866                                   | 2266  | 2849 | 2905 |
|  | 42 Fix                                       | <b>DESIST 42SQFX</b>                         | ≅ <b>US</b> 132                                | 2205 2320                                   | 2299 2432                                   | 2883  | 3561 | 3627 |
| <br>SIS                                      | 24 Stand Fix                                 | <b>DESISST 24SQFX</b>                        | ≅ <b>US</b> 66                                 | 1354 1406                                   | 1408 1468                                   | 1741  | 2127 | 2166 |
|  | 30 Stand Fix                                 | <b>DESISST 30SQFX</b>                        | ≅ <b>US</b> 71                                 | 1456 1524                                   | 1525 1602                                   | 1942  | 2426 | 2473 |

**Note:** Transparent powder coats not available

**To Order, Specify...**

- 1 Model Number
- 2 Top Material
- 3 Edge Style and Thickness
- 4 Edge Color
- 5 Base Color
- 6 Additional Options



| Veneer Wood   | Veneer 1 1/4" Wood  | Veneer 1 1/4" Wood  |
|---|---|---|
| Flat  | Square  | Bullnose  |
|  |  |  |
| <b>VW2R</b><br>or<br><b>VW2S</b><br>1 1/4"  | <b>VWS2</b> 1 1/4" <b>VWS3</b> 1 1/4"   | <b>VWB2</b> 1 1/4" <b>VWB3</b> 1 1/4"   |
| Fluted  | Fluted  |   |
|  |  |   |
| <b>VWF2R</b><br>or<br><b>VWF2S</b><br>1 1/4"                                      | <b>VWF2</b> 1 1/4" <b>VWF3</b> 1 1/4"   |   |
| 1 1/4"  | 1 1/4"  | 1 1/4"  |
| 2400  | 2541  | 2613  |
| 2785  | 2968  | 3057  |
| 2937  | 3122  | 3211  |
| 3858  | 4101  | 4221  |
| 2432  | 2573  | 2644  |
| 2820  | 3000  | 3089  |

**Base Options**

**Code Price**

|   |            |        |
|---|------------|--------|
| Alternate Table Height 32" & Under..... | <b>BAH</b> | \$ 100 |
| Base Wire Access .....                  | <b>BWA</b> | \$ 32  |

**Finish Options**

|                             |  |        |
|-----------------------------|--|--------|
| Powder Coat, Standard ..... |  | n/c    |
| Powder Coat, Premium.....   |  | \$ 165 |
| Platinum.....               |  | \$ 488 |
| Chrome .....                |  | \$ 227 |

**Top Options**

|                                  |            |        |
|----------------------------------|------------|--------|
| Custom Cutout (per cutout) ..... | <b>TCC</b> | \$ 120 |
|----------------------------------|------------|--------|

**Power + Data Options**

Please reference the Power + Data Price List

**Questions?**


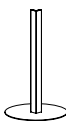
800 876 2120

**+** Indicates Number of Bases  
**US** Quickship Program Product  
For Quickship specification details,  
visit [www.versteel.com/quickship](http://www.versteel.com/quickship)

edge ordering code (radius corner) >  
or  
edge ordering code (square corner) >  
top thickness >

edge ordering code (radius corner) >  
or  
edge ordering code (square corner) >  
top thickness >

top thickness price >

| Base Style  | Table Description  | Model #                        | Product Wt            | Laminate PVC                 |                              | Laminate T-Mold                |                                  | Laminate Wood                | Laminate Soft PVC | Laminate 1/2" Wood |                | Laminate 1/2" Wood |                |
|---|--|--------------------------------|-----------------------|------------------------------|------------------------------|--------------------------------|----------------------------------|------------------------------|-------------------|--------------------|----------------|--------------------|----------------|
|   |  |                                |                       | Flat                         |                              | Convex                         |                                  | Flat                         | Bumper            | Square             |                | Bullnose           |                |
|   |  |                                |                       | LP2R<br>OR<br>LP2S<br>1 1/4" | LP3R<br>OR<br>LP3S<br>1 3/4" | LT2<br>1 1/4"                  | LT3<br>1 3/4"                    | LW2R<br>OR<br>LW2S<br>1 1/4" | LB2R<br>1 1/4"    | LWS2<br>1 1/4"     | LWS3<br>1 3/4" | LWB2<br>1 1/4"     | LWB3<br>1 3/4" |
| Fluted  |  |                                |                       | Fluted                       | Reverse Bevel Acrylic        | Fluted                         |                                  |                              |                   |                    |                |                    |                |
| LPF2R<br>OR<br>LPF2S<br>1 1/4"  |  | LPF3R<br>OR<br>LPF3S<br>1 3/4" |                       |                              |                              | LWF2R<br>OR<br>LWF2S<br>1 1/4" | LMRA2R<br>OR<br>LMRA2S<br>1 1/4" | LWF2<br>1 1/4"               |                   | LWF3<br>1 3/4"     |                |                    |                |
|   |  |                                |                       |                              |                              |                                |                                  | 1 1/4"                       |                   | 1 1/4"             |                | 1 3/4"             |                |
| <br>DI | 24 x 48 Fix  | DEDIST 2448REFX ② US           | 102                   | 2272                         | 2345                         | 2352                           | 2439                             | 2853                         |                   | 3431               | 3491           |                    |                |
|   | 24 x 60 Fix  | DEDIST 2460REFX ② US           | 108                   | 2434                         | 2532                         | 2526                           | 2642                             | 3110                         |                   | 3787               | 3857           |                    |                |
|   | 24 x 72 Fix  | DEDIST 2472REFX ② US           | 114                   | 2531                         | 2643                         | 2639                           | 2770                             | 3306                         |                   | 4078               | 4157           |                    |                |
|   | 24 x 84 Fix  | DEDIST 2484REFX ② US           | 119                   | 2764                         | 2911                         | 2883                           | 3051                             | 3632                         |                   | 4505               | 4591           |                    |                |
|   | 24 x 90 Fix  | DEDIST 2490REFX ② US           | 122                   | 2774                         | 2924                         | 2903                           | 3074                             | 3695                         |                   | 4616               | 4704           |                    |                |
|   | 30 x 48 Fix  | DEDIST 3048REFX ② US           | 108                   | 2350                         | 2436                         | 2436                           | 2536                             | 2977                         |                   | 3607               | 3670           |                    |                |
|   | 30 x 60 Fix  | DEDIST 3060REFX ② US           | 115                   | 2463                         | 2568                         | 2567                           | 2687                             | 3190                         |                   | 3917               | 3989           |                    |                |
|   | 30 x 72 Fix  | DEDIST 3072REFX ② US           | 122                   | 2634                         | 2764                         | 2746                           | 2893                             | 3456                         |                   | 4279               | 4362           |                    |                |
|   | 30 x 84 Fix  | DEDIST 3084REFX ② US           | 130                   | 2949                         | 3125                         | 3079                           | 3272                             | 3869                         |                   | 4788               | 4879           |                    |                |
|   | 30 x 90 Fix  | DEDIST 3090REFX ② US           | 133                   | 2963                         | 3142                         | 3097                           | 3296                             | 3932                         |                   | 4900               | 4995           |                    |                |
|   | 36 x 60 Fix  | DEDIST 3660REFX ② US           | 176                   | 2825                         | 2944                         | 2935                           | 3067                             | 3600                         |                   | 4375               | 4452           |                    |                |
|   | 36 x 72 Fix  | DEDIST 3672REFX ② US           | 184                   | 3032                         | 3182                         | 3156                           | 3321                             | 3905                         |                   | 4775               | 4862           |                    |                |
|   | 36 x 84 Fix  | DEDIST 3684REFX ② US           | 193                   | 3363                         | 3560                         | 3500                           | 3715                             | 4330                         |                   | 5298               | 5395           |                    |                |
|   | 36 x 90 Fix  | DEDIST 3690REFX ② US           | 202                   | 3390                         | 3590                         | 3531                           | 3751                             | 4402                         |                   | 5420               | 5522           |                    |                |
|   | <br>DIS | 24 x 48 Stand Fix              | DEDISST 2448REFX ② US | 102                          | 2337                         | 2410                           | 2415                             | 2503                         | 2918              |                    | 3500           | 3555               |                |
| 24 x 60 Stand Fix   |  | DEDISST 2460REFX ② US          | 108                   | 2498                         | 2596                         | 2591                           | 2704                             | 3176                         |                   | 3854               | 3920           |                    |                |
| 24 x 72 Stand Fix   |  | DEDISST 2472REFX ② US          | 114                   | 2594                         | 2706                         | 2700                           | 2833                             | 3368                         |                   | 4141               | 4220           |                    |                |
| 24 x 84 Stand Fix   |  | DEDISST 2484REFX ② US          | 119                   | 2825                         | 2975                         | 2948                           | 3116                             | 3698                         |                   | 4569               | 4654           |                    |                |
| 24 x 90 Stand Fix   |  | DEDISST 2490REFX ② US          | 122                   | 2841                         | 2990                         | 2968                           | 3137                             | 3757                         |                   | 4677               | 4772           |                    |                |
| 30 x 48 Stand Fix   |  | DEDISST 3048REFX ② US          | 108                   | 2413                         | 2500                         | 2500                           | 2603                             | 3041                         |                   | 3671               | 3734           |                    |                |
| 30 x 60 Stand Fix   |  | DEDISST 3060REFX ② US          | 115                   | 2531                         | 2634                         | 2633                           | 2749                             | 3258                         |                   | 3983               | 4053           |                    |                |
| 30 x 72 Stand Fix   |  | DEDISST 3072REFX ② US          | 122                   | 2697                         | 2825                         | 2812                           | 2961                             | 3519                         |                   | 4344               | 4426           |                    |                |
| 30 x 84 Stand Fix   |  | DEDISST 3084REFX ② US          | 130                   | 3012                         | 3189                         | 3142                           | 3338                             | 3934                         |                   | 4854               | 4943           |                    |                |
| 30 x 90 Stand Fix   |  | DEDISST 3090REFX ② US          | 133                   | 3027                         | 3206                         | 3162                           | 3362                             | 3994                         |                   | 4963               | 5059           |                    |                |
| 36 x 60 Stand Fix   |  | DEDISST 3660REFX ② US          | 176                   | 2891                         | 3009                         | 3000                           | 3132                             | 3665                         |                   | 4439               | 4517           |                    |                |
| 36 x 72 Stand Fix   |  | DEDISST 3672REFX ② US          | 184                   | 3097                         | 3246                         | 3219                           | 3388                             | 3968                         |                   | 4840               | 4928           |                    |                |
| 36 x 84 Stand Fix   |  | DEDISST 3684REFX ② US          | 193                   | 3426                         | 3623                         | 3564                           | 3779                             | 4396                         |                   | 5363               | 5458           |                    |                |
| 36 x 90 Stand Fix   |  | DEDISST 3690REFX ② US          | 202                   | 3453                         | 3654                         | 3595                           | 3817                             | 4470                         |                   | 5482               | 5587           |                    |                |

**Note:** Transparent powder coats not available

**To Order, Specify...**

- ① Model Number
- ② Top Material
- ③ Edge Style and Thickness
- ④ Edge Color
- ⑤ Base Color
- ⑥ Additional Options



| Veneer Wood  | Veneer 1 1/4" Wood                                     | Veneer 1 1/4" Wood                                       |
|--|--|--|
| Flat<br><br><b>VW2R</b><br>or<br><b>VW2S</b><br>1 1/4"     | Square<br><br><b>VWS2</b> <b>VWS3</b><br>1 1/4" 1 1/4" | Bullnose<br><br><b>VWB2</b> <b>VWB3</b><br>1 1/4" 1 1/4" |
| Fluted<br><br><b>VWF2R</b><br>or<br><b>VWF2S</b><br>1 1/4" | Fluted<br><br><b>VWF2</b> <b>VWF3</b><br>1 1/4" 1 1/4" |  |
| 1 1/4"   | 1 1/4"   | 1 1/4"   |
| 3408   | 3572   | 3654   |
| 3936   | 4156   | 4260   |
| 4285   | 4536   | 4664   |
| 4620   | 4906   | 5049   |
| 4983   | 5302   | 5464   |
| 4052   | 4282   | 4397   |
| 4761   | 5063   | 5213   |
| 5261   | 5608   | 5784   |
| 5787   | 6192   | 6390   |
| 6350   | 6808   | 7035   |
| 5047   | 5347   | 5498   |
| 5551   | 5901   | 6075   |
| 6084   | 6490   | 6691   |
| 6640   | 7098   | 7330   |
| 3472   | 3634   | 3717   |
| 4000   | 4219   | 4327   |
| 4349   | 4600   | 4726   |
| 4683   | 4971   | 5113   |
| 5047   | 5368   | 5528   |
| 4116   | 4346   | 4461   |
| 4827   | 5127   | 5275   |
| 5323   | 5674   | 5845   |
| 5853   | 6256   | 6457   |
| 6412   | 6872   | 7101   |
| 5110   | 5410   | 5560   |
| 5613   | 5965   | 6141   |
| 6150   | 6556   | 6756   |
| 6703   | 7164   | 7395   |

**Base Options**

|   | Code | Price  |
|---|------|--------|
| Alternate Table Height 32" & Under..... | BAH  | \$ 100 |
| Base Wire Access .....                  | BWA  | \$ 32  |

**Finish Options**

|                             |        |
|-----------------------------|--------|
| Powder Coat, Standard ..... | n/c    |
| Powder Coat, Premium.....   | \$ 165 |
| Platinum.....               | \$ 488 |
| Chrome .....                | \$ 227 |

**Top Options**

|                                  |     |        |
|----------------------------------|-----|--------|
| Custom Cutout (per cutout) ..... | TCC | \$ 120 |
|----------------------------------|-----|--------|

**Power + Data Options**

Please reference the Power + Data Price List

**Deci**  
Rectangle  
Square Column Square Base

**Questions?**























800 876 2120

**+** Indicates Number of Bases  
**QS** Quickship Program Product  
For Quickship specification details,  
visit [www.versteel.com/quickship](http://www.versteel.com/quickship)

edge ordering code (radius corner) >  
or  
edge ordering code (square corner) >  
top thickness >

edge ordering code (radius corner) >  
or  
edge ordering code (square corner) >  
top thickness >

top thickness price >






|   | Laminate PVC  |   | Laminate T-Mold  |   | Laminate Wood   |   | Laminate Soft PVC   |   | Laminate 1 1/2" Wood  |   | Laminate 1 1/2" Wood  |   |
|---|---|---|--|---|---|---|---|---|---|---|---|---|
|   | Flat  |   | Convex   |   | Flat  |   | Bumper  |   | Square  |   | Bullnose  |   |
|   |    |  |  |  |  |  |  |  |  |  |  |  |
|   | <b>LP2R</b><br>OR<br><b>LP2S</b><br>1 1/4"  | <b>LP3R</b><br>OR<br><b>LP3S</b><br>1 3/4"  | <b>LT2</b><br>1 1/4"   | <b>LT3</b><br>1 3/4"  | <b>LW2R</b><br>OR<br><b>LW2S</b><br>1 1/4"  | <b>LB2R</b><br>1 1/4"   | <b>LWS2</b><br>1 1/4"   | <b>LWS3</b><br>1 3/4"   | <b>LWB2</b><br>1 1/4"   | <b>LWB3</b><br>1 3/4"   |   |   |
|   | Fluted  |   |  |   | Fluted  |   | Reverse Bevel Acrylic   |   | Fluted  |   |   |   |
|   |    |  |  |  |  |  |  |  |  |  |   |   |
|   | <b>LPF2R</b><br>OR<br><b>LPF2S</b><br>1 1/4"  | <b>LPF3R</b><br>OR<br><b>LPF3S</b><br>1 3/4"                                      | <b>LWF2R</b><br>OR<br><b>LWF2S</b><br>1 1/4"                                       | <b>LMRA2R</b><br>OR<br><b>LMRA2S</b><br>1 1/4"                                      | <b>LWF2</b><br>1 1/4"   | <b>LWF3</b><br>1 3/4"   |   |   |   |   |   |   |
|   | 1 1/4"  | 1 3/4"  | 1 1/4"   | 1 3/4"  | 1 1/4"  |   | 1 1/4"  |   | 1 1/4"  | 1 3/4"  |   |   |
|    | 24 x 48 Fix   | <b>DESIST 2448REFX</b> ② QS   | 112  | 2272  | 2345  | 2352  | 2439  | 2853  |   | 3431  | 3491  |   |
|   | 24 x 60 Fix   | <b>DESIST 2460REFX</b> ② QS   | 118  | 2434  | 2532  | 2526  | 2642  | 3110  |   | 3787  | 3857  |   |
|   | 24 x 72 Fix   | <b>DESIST 2472REFX</b> ② QS   | 124  | 2531  | 2643  | 2639  | 2770  | 3306  |   | 4078  | 4157  |   |
|   | 24 x 84 Fix   | <b>DESIST 2484REFX</b> ② QS   | 129  | 2764  | 2911  | 2883  | 3051  | 3632  |   | 4505  | 4591  |   |
|   | 24 x 90 Fix   | <b>DESIST 2490REFX</b> ② QS   | 132  | 2774  | 2924  | 2903  | 3074  | 3695  |   | 4616  | 4704  |   |
|  | 30 x 48 Fix   | <b>DESIST 3048REFX</b> ② QS   | 118  | 2350  | 2436  | 2436  | 2536  | 2977  |   | 3607  | 3670  |   |
|   | 30 x 60 Fix   | <b>DESIST 3060REFX</b> ② QS   | 125  | 2463  | 2568  | 2567  | 2687  | 3190  |   | 3917  | 3989  |   |
|   | 30 x 72 Fix   | <b>DESIST 3072REFX</b> ② QS   | 132  | 2634  | 2764  | 2746  | 2893  | 3456  |   | 4279  | 4362  |   |
|   | 30 x 84 Fix   | <b>DESIST 3084REFX</b> ② QS   | 140  | 2949  | 3125  | 3079  | 3272  | 3869  |   | 4788  | 4879  |   |
|   | 30 x 90 Fix   | <b>DESIST 3090REFX</b> ② QS   | 143  | 2963  | 3142  | 3097  | 3296  | 3932  |   | 4900  | 4995  |   |
|  | 36 x 60 Fix   | <b>DESIST 3660REFX</b> ② QS   | 152  | 2825  | 2944  | 2935  | 3067  | 3600  |   | 4375  | 4452  |   |
|   | 36 x 72 Fix   | <b>DESIST 3672REFX</b> ② QS   | 160  | 3032  | 3182  | 3156  | 3321  | 3905  |   | 4775  | 4862  |   |
|   | 36 x 84 Fix   | <b>DESIST 3684REFX</b> ② QS   | 169  | 3363  | 3560  | 3500  | 3715  | 4330  |   | 5298  | 5395  |   |
|   | 36 x 90 Fix   | <b>DESIST 3690REFX</b> ② QS   | 178  | 3390  | 3590  | 3531  | 3751  | 4402  |   | 5420  | 5522  |   |
|   |  | 24 x 48 Stand Fix   | <b>DESISST 2448REFX</b> ② QS   | 118   | 2337  | 2410  | 2415  | 2503  | 2918  |   | 3500  | 3555  |
| 24 x 60 Stand Fix   |   | <b>DESISST 2460REFX</b> ② QS  | 124  | 2498  | 2596  | 2591  | 2704  | 3176  |   | 3854  | 3920  |   |
| 24 x 72 Stand Fix   |   | <b>DESISST 2472REFX</b> ② QS  | 130  | 2594  | 2706  | 2700  | 2833  | 3368  |   | 4141  | 4220  |   |
| 24 x 84 Stand Fix   |   | <b>DESISST 2484REFX</b> ② QS  | 135  | 2825  | 2975  | 2948  | 3116  | 3698  |   | 4569  | 4654  |   |
| 24 x 90 Stand Fix   |   | <b>DESISST 2490REFX</b> ② QS  | 138  | 2841  | 2990  | 2968  | 3137  | 3757  |   | 4677  | 4772  |   |
|  | 30 x 48 Stand Fix   | <b>DESISST 3048REFX</b> ② QS  | 124  | 2413  | 2500  | 2500  | 2603  | 3041  |   | 3671  | 3734  |   |
|   | 30 x 60 Stand Fix   | <b>DESISST 3060REFX</b> ② QS  | 131  | 2531  | 2634  | 2633  | 2749  | 3258  |   | 3983  | 4053  |   |
|   | 30 x 72 Stand Fix   | <b>DESISST 3072REFX</b> ② QS  | 138  | 2697  | 2825  | 2812  | 2961  | 3519  |   | 4344  | 4426  |   |
|   | 30 x 84 Stand Fix   | <b>DESISST 3084REFX</b> ② QS  | 146  | 3012  | 3189  | 3142  | 3338  | 3934  |   | 4854  | 4943  |   |
|   | 30 x 90 Stand Fix   | <b>DESISST 3090REFX</b> ② QS  | 149  | 3027  | 3206  | 3162  | 3362  | 3994  |   | 4963  | 5059  |   |
|  | 36 x 60 Stand Fix   | <b>DESISST 3660REFX</b> ② QS  | 158  | 2891  | 3009  | 3000  | 3132  | 3665  |   | 4439  | 4517  |   |
|   | 36 x 72 Stand Fix   | <b>DESISST 3672REFX</b> ② QS  | 166  | 3097  | 3246  | 3219  | 3388  | 3968  |   | 4840  | 4928  |   |
|   | 36 x 84 Stand Fix   | <b>DESISST 3684REFX</b> ② QS  | 175  | 3426  | 3623  | 3564  | 3779  | 4396  |   | 5363  | 5458  |   |
|   | 36 x 90 Stand Fix   | <b>DESISST 3690REFX</b> ② QS  | 184  | 3453  | 3654  | 3595  | 3817  | 4470  |   | 5482  | 5587  |   |

**Note:** Transparent powder coats not available

**To Order, Specify...**

- ① Model Number
- ② Top Material
- ③ Edge Style and Thickness
- ④ Edge Color
- ⑤ Base Color
- ⑥ Additional Options



| Veneer Wood   | Veneer 1 1/4" Wood  | Veneer 1 1/4" Wood  |
|---|---|---|
| Flat<br><br><b>VW2R</b><br>or<br><b>VW2S</b><br>1 1/4"     | Square<br><br><b>VWS2</b> <b>VWS3</b><br>1 1/4" 1 1/4" | Bullnose<br><br><b>VWB2</b> <b>VWB3</b><br>1 1/4" 1 1/4" |
| Fluted<br><br><b>VWF2R</b><br>or<br><b>VWF2S</b><br>1 1/4" | Fluted<br><br><b>VWF2</b> <b>VWF3</b><br>1 1/4" 1 1/4" |   |
| 1 1/4"  | 1 1/4"  | 1 1/4"  |
| 3408  | 3572  | 3654  |
| 3936  | 4156  | 4260  |
| 4285  | 4536  | 4664  |
| 4620  | 4906  | 5049  |
| 4983  | 5302  | 5464  |
| 4052  | 4282  | 4397  |
| 4761  | 5063  | 5213  |
| 5261  | 5608  | 5784  |
| 5787  | 6192  | 6390  |
| 6350  | 6808  | 7035  |
| 5047  | 5347  | 5498  |
| 5551  | 5901  | 6075  |
| 6084  | 6490  | 6691  |
| 6640  | 7098  | 7330  |
| 3472  | 3634  | 3717  |
| 4000  | 4219  | 4327  |
| 4349  | 4600  | 4726  |
| 4683  | 4971  | 5113  |
| 5047  | 5368  | 5528  |
| 4116  | 4346  | 4461  |
| 4827  | 5127  | 5275  |
| 5323  | 5674  | 5845  |
| 5853  | 6256  | 6457  |
| 6412  | 6872  | 7101  |
| 5110  | 5410  | 5560  |
| 5613  | 5965  | 6141  |
| 6150  | 6556  | 6756  |
| 6703  | 7164  | 7395  |

**Base Options**

|   | Code | Price  |
|---|------|--------|
| Alternate Table Height 32" & Under..... | BAH  | \$ 100 |
| Base Wire Access .....                  | BWA  | \$ 32  |

**Finish Options**

|                             |        |
|-----------------------------|--------|
| Powder Coat, Standard ..... | n/c    |
| Powder Coat, Premium.....   | \$ 165 |
| Platinum.....               | \$ 488 |
| Chrome .....                | \$ 227 |

**Top Options**

|                                  |     |        |
|----------------------------------|-----|--------|
| Custom Cutout (per cutout) ..... | TCC | \$ 120 |
|----------------------------------|-----|--------|

**Power + Data Options**

Please reference the Power + Data Price List

**Tops**

Elements Conference tables are available in various top shapes and sizes, in laminate or veneer with a 1 1/4" edge thickness.

**Bases**

Arc panel, cylinder and square base styles are available. To enhance the design of the base, the columns and panels may be specified in two different powder coat colors or for a monochromatic look select the same color for each.

**Table Height**

Standard table height is 29" tall.

**Features + Options**

Tables are standard with nylon adjustable glides. Removable base panels allow access to power cords and cables.

**Power + Data**

To complete your specification, power and data can be added to your table. Refer to the Power + Data Price List.



**Laminate and Veneer, Standard Core Construction**

The standard top construction consists of 45-50 lb particleboard, surfaced with a high pressure laminate or plain sliced veneer face. A backer sheet is laminated to the underside of the top. Tops are shipped pre-drilled for field installation of bases and accessories.



**PVC Flat or Fluted Edge**

Edge of 2mm PVC hot melt banded to the top with 1/8" radius at the top and bottom. Available with 1 1/2" radius corners or square corners.



Offered in twenty-one (21) standard colors.



**Wood Flat or Fluted Edge**

Wood banding hot melt banded to the top with 1/8" radius at the top and bottom. Available with 1 1/2" radius corners or square corners.



Offered in Ash, Cherry, Maple or Walnut materials.



**Bumper Edge**

Exposed ply core banding with rubberized 5/8" width bumper in the center of profile. Corners with 1 1/2" radius are available on tables with 1 1/4" edge thickness.

Offered in black bumper standard color.



**Reverse Bevel Acrylic**

Edge of 2mm acrylic edge banding hot melt banded to MDF core. A reverse bevel is then cut into the edge exposing the MDF on the reverse bevel. The MDF is then clear coated.



**Wood Square or Fluted Edge**

Edge of 1 1/4" wide solid wood with softened top and bottom edges, and square, softened mitered corners.



Offered in Ash, Cherry, Maple or Walnut materials.



**Wood Bullnose Edge**

Edge of 1 1/4" wide solid wood with a full bullnose edge, and 1" radius mitered corners.



Offered in Ash, Cherry, Maple or Walnut materials.



**Wood Reverse Bevel Edge**

Edge of 2" wide solid wood designed with a reverse sloped edge on one side and a flat wood edge on the remaining three sides for all Entourage cabinets. When specified on Elements Conference the reverse bevel detail will be on all four sides with mitered corners. Available on 1 1/4" edge thicknesses.



Offered in Ash, Cherry, Maple or Walnut materials.

**Shipping Schedule**

**Standard Items**

|                     |           |
|---------------------|-----------|
| Laminate, PVC Edge  | 3-5 WEEKS |
| Laminate, Wood Edge | 3-5 WEEKS |
| Veneer, Wood Edge   | 6-8 WEEKS |

Contact Versteel Customer Service for special lead time requests.

**BIFMA**

All Versteel products are constructed to pass the relevant ANSI/BIFMA standards. For more detailed specifications by series and base style, contact Versteel Customer Service at 800.876.2120.

Additional information regarding warranty, terms and conditions, shipping, care and maintenance, etc. can be found in the All Tables price list.

**To Order, Specify...**

- 1 Model Number, include top and edge style
- 2 Top Material
  - a. Laminate manufacturer and color
  - b. Veneer species and finish color
- 3 Edge Color
- 4 Column Color
- 5 Panel Color
- 6 Additional Options

| base model |            |             |           |                | finish selections  |  |             |              | options     |
|------------|------------|-------------|-----------|----------------|--------------------|--|-------------|--------------|-------------|
| <b>EC</b>  | <b>SA</b>  | <b>4284</b> | <b>RE</b> | <b>FX</b>      | <b>LP2S</b>        | <b>TW 4846-60</b>                          | <b>CWHL</b> | <b>PNUT</b>  | <b>PWHL</b> |
| series     | base style | top size    | top shape | table function | top, edge & corner | top laminate manufacturer & laminate color | edge color  | column color | panel color |

An **ECSA 4284REFX LP2S** is an Elements Conference series 42" x 84" table with fixed bases, a laminate 1 1/2" thick top with a PVC edge and square corners.

The codes **TW 4846-60 / CWHL / PNUT / PWHL** specify a Wilsonart D4846-60 Morro Zephyr laminate, White Linen PVC, Nutmeg columns and White Linen panels.

**Model Number** ECSA 4284REFX LP2S**Orders may be sent via****Mailing Address**

Versteel  
2332 Cathy Lane  
Jasper IN 47546

**Contact Versteel**

**Email** contact@versteel.com  
**Phone** 800 876 2120  
812 634 2120  
**Fax** 812 482 9318

**Laminate**

Versteel's standard offering of laminates includes over 900 laminates from Formica, Nevamar, Pionite and Wilsonart.

Laminate manufacturers change standard offerings frequently, making it possible a standard product can become unavailable. Versteel cannot be responsible for any inconvenience this may cause.

**Veneer**

Elements Conference tables are available with plain sliced Ash, Cherry, Maple and Walnut veneers.

**Veneer Species**

|                  |      |                  |      |
|------------------|------|------------------|------|
| Ash . . . . .    | AP01 | Maple. . . . .   | MP01 |
| Cherry . . . . . | CP01 | Walnut . . . . . | WP01 |

**Veneer Finish**

**Ash**

|                   |      |                   |       |
|-------------------|------|-------------------|-------|
| Beach. . . . .    | VBEA | Fog . . . . .     | VFOG  |
| Chestnut. . . . . | VCHE | Pebble . . . . .  | VPEB  |
| Drift . . . . .   | VDRI | Whisper . . . . . | VVWHI |
| Fawn . . . . .    | VFAW |                   |       |

**Cherry**

|                           |      |                          |      |
|---------------------------|------|--------------------------|------|
| Blossom Cherry . . . . .  | VBLC | Java Cherry. . . . .     | VJAC |
| Cordovan Cherry . . . . . | VCNC | Millwork Cherry. . . . . | VMWC |
| Golden Cherry . . . . .   | VGNC |                          |      |

**Maple**

|                         |      |                       |      |
|-------------------------|------|-----------------------|------|
| Caramel Maple . . . . . | VCMM | Sugar Maple . . . . . | VSUM |
| Solar Maple. . . . .    | VSLM |                       |      |

**Walnut**

|                           |      |                         |      |
|---------------------------|------|-------------------------|------|
| Brighton Walnut . . . . . | VBRW | Natural Walnut. . . . . | VNAW |
| Espresso Walnut. . . . .  | VESW |                         |      |

**PVC Edge Colors**

|                           |      |                            |      |
|---------------------------|------|----------------------------|------|
| Absolute Acajou . . . . . | CABA | Nimbus. . . . .            | CNIM |
| Alloy. . . . .            | CALY | Pearl . . . . .            | CPEA |
| Carbon. . . . .           | CCAR | Platinum . . . . .         | CPLA |
| Champagne . . . . .       | CCHA | Pralines & Cream . . . . . | CPRC |
| Coconut . . . . .         | CCOC | Shadow . . . . .           | CSHA |
| Ebony. . . . .            | CEBO | Snow . . . . .             | CSNO |
| Florence Walnut . . . . . | CFLW | Stone . . . . .            | CSTO |
| Fossil . . . . .          | CFOS | Storm. . . . .             | CSTM |
| Graphite . . . . .        | CGRA | Whisper . . . . .          | CWHI |
| Grey. . . . .             | CGRE | White Linen . . . . .      | CWHL |
| Kensington Maple. . . . . | CKEM |                            |      |

**Wood Edge Species**

|                  |     |                  |     |
|------------------|-----|------------------|-----|
| Ash . . . . .    | A01 | Maple. . . . .   | M01 |
| Cherry . . . . . | C01 | Walnut . . . . . | W01 |

**Wood Edge Finishes**

**Ash**

|                   |      |                   |      |
|-------------------|------|-------------------|------|
| Beach. . . . .    | WBEA | Fog . . . . .     | WFOG |
| Chestnut. . . . . | WCHE | Pebble . . . . .  | WPEB |
| Drift . . . . .   | WDRI | Whisper . . . . . | WWHI |
| Fawn . . . . .    | WFAW |                   |      |

**Cherry**

|                           |      |                          |      |
|---------------------------|------|--------------------------|------|
| Blossom Cherry . . . . .  | WBLC | Java Cherry. . . . .     | WJAC |
| Cordovan Cherry . . . . . | WCNC | Millwork Cherry. . . . . | WMWC |
| Golden Cherry . . . . .   | WGNC |                          |      |

**Maple**

|                         |      |                       |      |
|-------------------------|------|-----------------------|------|
| Caramel Maple . . . . . | WCMM | Sugar Maple . . . . . | WSUM |
| Solar Maple. . . . .    | WSLM |                       |      |

**Walnut**

|                           |      |                         |      |
|---------------------------|------|-------------------------|------|
| Brighton Walnut . . . . . | WBRW | Natural Walnut. . . . . | WNAW |
| Espresso Walnut. . . . .  | WESW |                         |      |

**Powder Coat Finishes**

All powder coat finishes in the Versteel offering have been formulated with the use of epoxy, polyester or epoxy and polyester blends to maximize the finish durability.

**Powder Coat Finish Options**

|  |       |
|--|-------|
| Powder Coat - Standard . . . . .           | .n/c  |
| Powder Coat - Premium (Hope). . . . .      | \$165 |
| Powder Coat - Premium (Platinum) . . . . . | \$488 |

**Powder Coat Colors**

|                         |       |                           |       |
|-------------------------|-------|---------------------------|-------|
| Alloy . . . . .         | .PALY | Navy . . . . .            | .PNAV |
| Amethyst . . . . .      | .PAME | Nimbus. . . . .           | .PNIM |
| Anthracite . . . . .    | .PANT | Nutmeg . . . . .          | .PNUT |
| Black Anodized. . . . . | .PBLA | Pearl . . . . .           | .PPEA |
| Bronze . . . . .        | .PBRO | Pebble . . . . .          | .PPEB |
| Calypso . . . . .       | .PCAL | Ⓟ Platinum . . . . .      | .PPLA |
| Carbon. . . . .         | .PCAR | Poppy. . . . .            | .PPOP |
| Champagne . . . . .     | .PCHA | Royal . . . . .           | .PROY |
| Coconut . . . . .       | .PCOC | Seaside . . . . .         | .PSEA |
| Crimson . . . . .       | .PCRI | Shipyard . . . . .        | .PSHI |
| Daffodil. . . . .       | .PDAF | Silver . . . . .          | .PSIL |
| Ebony. . . . .          | .PEBO | Snow . . . . .            | .PSNO |
| Forest. . . . .         | .PFOR | Stone . . . . .           | .PSTO |
| Fossil . . . . .        | .PFOS | Storm. . . . .            | .PSTM |
| Graphite . . . . .      | .PGRA | Terra Cotta . . . . .     | .PTEC |
| Ⓟ Hope . . . . .        | .PHOP | Whisper . . . . .         | .PWHI |
| Kelly Green . . . . .   | .PKEG | White Linen . . . . .     | .PWHL |
| Mica. . . . .           | .PMIC | Powder Coat Alternative . | .OPA  |
| Mint . . . . .          | .PMNT |                           |       |

**Premium Powder Coats (indicated by Ⓟ)**

Versteel's premium process uses specially formulated powder coats for a truly unique color palette.

**Finish Reference & Samples**

For finish color reference, please refer to our website. Contact Versteel Customer Service to receive actual color samples for color matches and final color approval.

**Special Laminate****Call for quotation**

Specify code **TSP** (*Special Laminate*), indicate the quoted charges per table

Special laminates and patterns can be specified as an option. To specify, contact Versteel Customer Service for availability and pricing.

**NOTE** LAMINATES IN STANDARD COLORS AND TEXTURES FROM FORMICA, NEVAMAR, PIONITE AND WILSONART ARE STANDARD

**CAUTION** LAMINATE MANUFACTURERS CHANGE STANDARD OFFERINGS FREQUENTLY, MAKING IT POSSIBLE A STANDARD PRODUCT CAN BECOME UNAVAILABLE. VERSTEEL CANNOT BE RESPONSIBLE FOR ANY INCONVENIENCE THIS MAY CAUSE.

**Custom PVC Color Match****Call for quotation / one time charge per color, per order**

Specify code **OCF** (*Custom PVC Color Match*), add cost from Versteel quotation

PVC Color Match can be the selection of a color that is available from a Versteel supplier or a new custom color developed for the order. Minimum footage requirements mean that the amount of material needed for your order will effect the cost.

For PVC Color Matching you must supply a color reference sample. Versteel will review the sample for possible existing colors available and send a sample for customer approval. If no color match exists, a custom match will be developed and sampled for customer approval before a production schedule is established.

**Powder Coat Alternative****Call for quotation**

Specify code **OPA** (*Powder Coat Alternative*), add cost from Versteel quotation

Powder Coat Alternative is available from Versteel. The entire RAL color reference along with hundreds of other color and finishes are available.

For Powder Coat Alternative matching, you must supply a color reference sample, or an RAL number. Versteel will review the sample for possible existing colors available and send a sample for customer approval. If no color match exists a custom match can be developed. Call Versteel Customer Service for associated upcharges on custom color development.

**Stain Finish Match**

\$996 / one time charge per finish, per order

Specify code **OSM** (*Stain Finish Match*), add \$996.00 list per finish, per order

Alternative Stain Finishes are available for veneer and wood edged tops.

For Stain Finish Matching you must supply two 4" x 4" finish color and grain reference samples. An expertly finish matched sample will be provided for customer approval.

**Veneer and Wood Edge Alternatives****Call for quotation**

For veneer and wood edge requirements other than the standard plain sliced Ash, Cherry, Maple and Walnut, contact Versteel Customer Service. Versteel is adept at working with a host of domestic and exotic materials. From inlays, figures, pie cuts and special edge profiles, to custom fill levels and sheens, each top is created using the best of technology and old world craftsmanship. The items you only imagined or expected to only be available from a millwork shop are now just another part of your Versteel order. Call Versteel Customer Service for availability and quotation.

**Wood Finish Alternatives****Call for quotation**

When veneer tables are required to have a finish other than the standard natural grain fill level finish appearance, semi-filled or full-filled finishes are available by requesting a quote from Versteel. Call Versteel Customer Service for availability and quotation.

**Table Top and Edge Alternatives**

Table tops and/or edges can be produced in alternative materials if desired. Contact Versteel Customer Service for pricing and availability.

**Alternate Core Construction**

Alternate core constructions are available, including medium density fiberboard (MDF), and cores that contain no urea formaldehyde. Contact Versteel Customer Service for pricing and availability.

**NOTE** CUSTOMS OR ALTERNATIVES MAY AFFECT STANDARD PRODUCTION SCHEDULES

**Two-Piece Top (120")****\$629 / table***Specify code **T2P** (Two-Piece Top), add \$629.00 list per table*

Standard Versteel tables in lengths up to 120" are a seamless, single piece top. When the two-piece option is specified, the splice joint edge is unfinished, table shipped with necessary hardware. Any table over 120" long will be produced as a two-piece top.

**Top Custom Cutout****\$120 / cutout***Specify code **TCC** (Top Custom Cutout), add \$120.00 list per cutout*

Top Custom Cutout requires a drawing for production and is subject to approvals.





Questions?

800 876 2120

|                       |                        |                        |   |                                  |                         |                  |
|-----------------------|------------------------|------------------------|---|----------------------------------|-------------------------|------------------|
| top ><br>edge >       | Laminate<br>PVC        | Laminate<br>Wood       | Laminate<br>Soft PVC                      | Laminate<br>1 1/4" Wood          | Laminate<br>1 1/4" Wood | Laminate<br>Wood |
|                       | Flat                   | Flat                   | Bumper                                    | Square                           | Bullnose                | Reverse Bevel    |
| edge ordering code >  | <b>LP2R</b>            | <b>LW2R</b>            | <b>LB2R</b>                               | <b>LWS2</b>                      | <b>LWB2</b>             | <b>LWR2</b>      |
| top thickness >       | 1 1/4"                 | 1 1/4"                 | 1 1/4"                                    | 1 1/4"                           | 1 1/4"                  | 1 1/4"           |
| edge ordering code >  | Fluted<br><b>LPF2R</b> | Fluted<br><b>LWF2R</b> | Reverse Bevel<br>Acrylic<br><b>LMRA2R</b> | Fluted<br><b>LWF2<br/>1 1/4"</b> |                         |                  |
| top thickness >       | 1 1/4"                 | 1 1/4"                 | 1 1/4"                                    | 1 1/4"                           |                         |                  |
| top thickness price > | 1 1/4"                 | 1 1/4"                 |   | 1 1/4"                           |                         | 1 1/4"           |

Base Style      Table Description      Model #      Product Wt



SC

|                   |                    |     |      |      |      |      |
|-------------------|--------------------|-----|------|------|------|------|
| 48 Fix (18" base) | <b>ECSC 48RDFX</b> | 154 | 2178 | 2708 | 3694 | 3742 |
| 54 Fix (24" base) | <b>ECSC 54RDFX</b> | 130 | 2597 | 3201 | 4800 | 4834 |
| 60 Fix (24" base) | <b>ECSC 60RDFX</b> | 202 | 2620 | 3284 | 4917 | 4962 |







Note: Transparent powder coats not available

To Order, Specify...

- 1 Model Number
- 2 Top Material
- 3 Edge Style and Thickness
- 4 Edge Color
- 4 Column Color
- 5 Panel Color
- 6 Additional Options





| Veneer Wood   | Veneer 1 1/4" Wood   | Veneer 1 1/4" Wood   | Veneer Wood   |
|---|--|--|---|
| Flat<br><br><b>VW2R</b><br>1 1/4"    | Square<br><br><b>VWS2</b><br>1 1/4" | Bullnose<br><br><b>VWB2</b><br>1 1/4" | Reverse Bevel<br><br><b>VWR2</b><br>1 1/4" |
| Fluted<br><br><b>VWF2R</b><br>1 1/4" | Fluted<br><br><b>VWF2</b><br>1 1/4" |  |   |
| 1 1/4"  | 1 1/4"   |  |   |
| 5169  | 5546   |  |   |
| 6119  | 6494   |  |   |
| 7017  | 7394   |  |   |

**Finish Options**

|                             |        |
|-----------------------------|--------|
| Powder Coat, Standard ..... | n/c    |
| Powder Coat, Premium.....   | \$ 165 |
| Platinum.....               | \$ 488 |

**Top Options**

|                                  |     |        |
|----------------------------------|-----|--------|
| Special Laminate.....            | TSP | call   |
| Custom Cutout (per cutout) ..... | TCC | \$ 120 |

**Power + Data Options**

Please reference the Power + Data Price List

**Wire Management Options**

|   |     |       |
|---|-----|-------|
| Basket, Under Top Mount .....                     | WBT | \$ 97 |
| 1 Oval Brush Grommet, Location K.....             | WOK | \$ 97 |
| 1 Oval Brush Grommet, Provide Location Print..... | WOG | \$ 97 |
| 1 Round Grommet, Location K .....                 | WRK | \$ 76 |
| 1 Round Grommet, Provide Location Print .....     | WRG | \$ 76 |















Questions?

800 876 2120

top >  
edge >

edge ordering code (radius corner) >  
or  
edge ordering code (square corner) >  
top thickness >

edge ordering code (radius corner) >  
or  
edge ordering code (square corner) >  
top thickness >  
top thickness price >







|   | Laminate PVC  | Laminate Wood   | Laminate Soft PVC   | Laminate 1 1/4" Wood  | Laminate 1 1/4" Wood  | Laminate Wood  |      |
|---|---|---|---|---|---|--|------|
|   | Flat<br>   | Flat<br>   | Bumper<br>                | Square<br> | Bullnose<br> | Reverse Bevel<br> |      |
|   | LP2R<br>or<br>LP2S<br>1 1/4"  | LW2R<br>or<br>LW2S<br>1 1/4"  | LB2R<br>1 1/4"  | LWS2<br>1 1/4"  | LWB2<br>1 1/4"  | LWR2<br>1 1/4"   |      |
|   | Fluted<br> | Fluted<br> | Reverse Bevel Acrylic<br> | Fluted<br> |   |  |      |
|   | LPF2R<br>or<br>LPF2S<br>1 1/4"  | LWF2R<br>or<br>LWF2S<br>1 1/4"  | LMRA2R<br>or<br>LMRA2S<br>1 1/4"  | LWF2<br>1 1/4"  |   |  |      |
|   | 1 1/4"  | 1 1/4"  | 1 1/4"  | 1 1/4"  |   | 1 1/4"   |      |
| Base Style  | Table Description   | Model #   | Product Wt  |   |   |  |      |
| <br>SC | 48 Fix (24" base)   | ECSC 48SQFX   | 145   | 2213  | 2633  | 3720   | 3766 |
|   | 54 Fix (24" base)   | ECSC 54SQFX   | 165   | 2559  | 3028  | 4745   | 4775 |
|   | 60 Fix (30" base)   | ECSC 60SQFX   | 187   | 2648  | 3172  | 4922   | 4963 |
| <br>SS | 48 Fix (24" base)   | ECSS 48SQFX   | 145   | 2213  | 2633  | 3720   | 3766 |
|   | 54 Fix (24" base)   | ECSS 54SQFX   | 165   | 2559  | 3028  | 4745   | 4775 |
|   | 60 Fix (30" base)   | ECSS 60SQFX   | 187   | 2648  | 3172  | 4922   | 4963 |

Note: Transparent powder coats not available

To Order, Specify...

- 1 Model Number
- 2 Top Material
- 3 Edge Style and Thickness
- 4 Edge Color
- 4 Column Color
- 5 Panel Color
- 6 Additional Options



| Veneer Wood   | Veneer 1 1/4" Wood   | Veneer 1 1/4" Wood   | Veneer Wood   |
|---|--|--|---|
| Flat<br><br><b>VW2R</b><br>or<br><b>VW2S</b><br>1 1/4"     | Square<br><br><b>VWS2</b><br>1 1/4" | Bullnose<br><br><b>VWB2</b><br>1 1/4" | Reverse Bevel<br><br><b>VWR2</b><br>1 1/4" |
| Fluted<br><br><b>VWF2R</b><br>or<br><b>VWF2S</b><br>1 1/4" | Fluted<br><br><b>VWF2</b><br>1 1/4" |  |   |
| 1 1/4"  |  | 1 1/4"   |   |
| 5242  |  | 5619   |   |
| 6119  |  | 6494   |   |
| 7089  |  | 7466   |   |
| 5242  |  | 5619   |   |
| 6119  |  | 6494   |   |
| 7089  |  | 7466   |   |

**Finish Options**

|                             |        |
|-----------------------------|--------|
| Powder Coat, Standard ..... | n/c    |
| Powder Coat, Premium.....   | \$ 165 |
| Platinum.....               | \$ 488 |

**Top Options**

|                                  |     |        |
|----------------------------------|-----|--------|
| Special Laminate.....            | TSP | call   |
| Custom Cutout (per cutout) ..... | TCC | \$ 120 |

**Power + Data Options**

Please reference the Power + Data Price List

**Wire Management Options**

|   |     |       |
|---|-----|-------|
| Basket, Under Top Mount .....                     | WBT | \$ 97 |
| 1 Oval Brush Grommet, Location K.....             | WOK | \$ 97 |
| 1 Oval Brush Grommet, Provide Location Print..... | WOG | \$ 97 |
| 1 Round Grommet, Location K .....                 | WRK | \$ 76 |
| 1 Round Grommet, Provide Location Print .....     | WRG | \$ 76 |















Questions?

800 876 2120

top >  
edge >

edge ordering code (radius corner) >  
or  
edge ordering code (square corner) >  
top thickness >

edge ordering code (radius corner) >  
or  
edge ordering code (square corner) >  
top thickness >  
top thickness price >







| Laminate PVC  | Laminate Wood   | Laminate Soft PVC  | Laminate 1 1/4" Wood  | Laminate 1 1/4" Wood  | Laminate Wood   |       |       |
|---|---|--|---|---|---|-------|-------|
| Flat  | Flat  | Bumper   | Square  | Bullnose  | Reverse Bevel   |       |       |
|          |  |  |  |  |  |       |       |
| <b>LP2R</b><br>or<br><b>LP2S</b><br>1 1/4"  | <b>LW2R</b><br>or<br><b>LW2S</b><br>1 1/4"  | <b>LB2R</b><br>1 1/4"  | <b>LWS2</b><br>1 1/4"   | <b>LWB2</b><br>1 1/4"   | <b>LWR2</b><br>1 1/4"   |       |       |
| Fluted  | Fluted  | Reverse Bevel Acrylic  | Fluted  |   |   |       |       |
|          |  |  |  |   |   |       |       |
| <b>LPF2R</b><br>or<br><b>LPF2S</b><br>1 1/4"  | <b>LWF2R</b><br>or<br><b>LWF2S</b><br>1 1/4"                                      | <b>LMRA2R</b><br>or<br><b>LMRA2S</b><br>1 1/4"                                     | <b>LWF2</b><br>1 1/4"   |   |   |       |       |
| 1 1/4"  | 1 1/4"  | 1 1/4"   | 1 1/4"  |   | 1 1/4"  |       |       |
| Base Style  | Table Description   | Model #  | Product Wt  |   |   |       |       |
| <br>SA   | 42 x 72 Fix (2 ea. 20" bases)   | <b>ECSA 4272REFX</b>   | 179   | 3698  | 4272  | 5748  | 5934  |
|   | 42 x 84 Fix (2 ea. 20" bases)   | <b>ECSA 4284REFX</b>   | 196   | 3940  | 4574  | 6317  | 6540  |
|   | 42 x 96 Fix (2 ea. 20" bases)   | <b>ECSA 4296REFX</b>   | 212   | 3989  | 4680  | 6467  | 6623  |
|   | 48 x 96 Fix (2 ea. 26" bases)   | <b>ECSA 4896REFX</b>   | 236   | 4006  | 4730  | 6712  | 6950  |
|   | 48 x 120 Fix (2 ea. 26" bases)  | <b>ECSA 48120REFX</b>  | 274   | 4558  | 5405  | 7426  | 7694  |
|   | 48 x 144 Fix (3 ea. 26" bases)  | <b>ECSA 48144REFX</b>  | 354   | 6096  | 7060  | 10680 | 11079 |
|   | 48 x 192 Fix (4 ea. 26" bases)  | <b>ECSA 48192REFX</b>  | 472   | 8738  | 9950  | 13501 | 13961 |
|   | 60 x 120 Fix (2 ea. 34" bases)  | <b>ECSA 60120REFX</b>  | 336   | 4917  | 5827  | 9447  | 9843  |
|   | 60 x 144 Fix (3 ea. 34" bases)  | <b>ECSA 60144REFX</b>  | 410   | 6699  | 7728  | 11359 | 11782 |
|   | 60 x 192 Fix (4 ea. 34" bases)  | <b>ECSA 60192REFX</b>  | 547   | 9184  | 10454   | 14670 | 15171 |
| 60 x 240 Fix (4 ea. 34" bases)  | <b>ECSA 60240REFX</b>   | 641  | 10150   | 11659   | 16186   | 16272 |       |
| <br>SC | 42 x 96 Fix (2 ea. 18" bases)   | <b>ECSC 4296REFX</b>   | 241   | 4302  | 4996  | 6782  | 6938  |
|   | 48 x 96 Fix (2 ea. 18" bases)   | <b>ECSC 4896REFX</b>   | 260   | 4318  | 5042  | 7025  | 7264  |
|   | 48 x 120 Fix (2 ea. 18" bases)  | <b>ECSC 48120REFX</b>  | 298   | 4871  | 5718  | 7739  | 8006  |
|   | 48 x 144 Fix (3 ea. 18" bases)  | <b>ECSC 48144REFX</b>  | 390   | 6563  | 7531  | 11151 | 11550 |
|   | 48 x 192 Fix (3 ea. 18" bases)  | <b>ECSC 48192REFX</b>  | 482   | 8013  | 9224  | 12778 | 13237 |
|   | 60 x 120 Fix (2 ea. 24" bases)  | <b>ECSC 60120REFX</b>  | 374   | 5375  | 6286  | 9899  | 10300 |
|   | 60 x 144 Fix (3 ea. 24" bases)  | <b>ECSC 60144REFX</b>  | 491   | 7384  | 8409  | 12045 | 12464 |
|   | 60 x 192 Fix (3 ea. 24" bases)  | <b>ECSC 60192REFX</b>  | 585   | 8674  | 9946  | 14160 | 14666 |
|   | 60 x 240 Fix (4 ea. 24" bases)  | <b>ECSC 60240REFX</b>  | 749   | 11060   | 12572   | 17096 | 17184 |

Note: Transparent powder coats not available

To Order, Specify...

- 1 Model Number
- 2 Top Material
- 3 Edge Style and Thickness
- 4 Edge Color
- 4 Column Color
- 5 Panel Color
- 6 Additional Options



| Veneer Wood   | Veneer 1 1/4" Wood   | Veneer 1 1/4" Wood   | Veneer Wood   |
|---|--|--|---|
| Flat<br><br><b>VW2R</b><br>or<br><b>VW2S</b><br>1 1/4"     | Square<br><br><b>VWS2</b><br>1 1/4" | Bullnose<br><br><b>VWB2</b><br>1 1/4" | Reverse Bevel<br><br><b>VWR2</b><br>1 1/4" |
| Fluted<br><br><b>VWF2R</b><br>or<br><b>VWF2S</b><br>1 1/4" | Fluted<br><br><b>VWF2</b><br>1 1/4" |  |   |
| 1 1/4"  |  | 1 1/4"   |   |
| 7237  |  | 7388   |   |
| 7898  |  | 8051   |   |
| 8593  |  | 8746   |   |
| 9360  |  | 9513   |   |
| 11326   |  | 11477  |   |
| 14822   |  | 14972  |   |
| 19568   |  | 19722  |   |
| 13798   |  | 13950  |   |
| 17192   |  | 17340  |   |
| 22849   |  | 22999  |   |
| 26647   |  | 26795  |   |
| 8906  |  | 9056   |   |
| 9677  |  | 9830   |   |
| 11641   |  | 11788  |   |
| 15293   |  | 15443  |   |
| 18846   |  | 18997  |   |
| 14255   |  | 14409  |   |
| 17874   |  | 18025  |   |
| 22340   |  | 22489  |   |
| 27556   |  | 27708  |   |

**Finish Options**

|                             |        |
|-----------------------------|--------|
| Powder Coat, Standard ..... | n/c    |
| Powder Coat, Premium.....   | \$ 165 |
| Platinum.....               | \$ 488 |

**Top Options**

|                                      |     |        |
|--------------------------------------|-----|--------|
| 2-Piece Top (120" length only) ..... | T2P | \$ 629 |
| Special Laminate.....                | TSP | call   |
| Custom Cutout (per cutout) .....     | TCC | \$ 120 |

**Power + Data Options**

Please reference the Power + Data Price List

**Wire Management Options**

|   |     |       |
|---|-----|-------|
| Basket, Under Top Mount .....                     | WBT | \$ 97 |
| 1 Oval Brush Grommet, Location K.....             | WOK | \$ 97 |
| 1 Oval Brush Grommet, Provide Location Print..... | WOG | \$ 97 |
| 1 Round Grommet, Location K .....                 | WRK | \$ 76 |
| 1 Round Grommet, Provide Location Print .....     | WRG | \$ 76 |



Questions?

800 876 2120

top >  
edge >

edge ordering code >

top thickness >

edge ordering code >

top thickness >

top thickness price >

Base Style

Table Description

Model #

Product Wt



SA

SA

|                                |                       |     |
|--------------------------------|-----------------------|-----|
| 42 x 72 Fix (2 ea. 20" bases)  | <b>ECSA 4272ARFX</b>  | 178 |
| 42 x 84 Fix (2 ea. 20" bases)  | <b>ECSA 4284ARFX</b>  | 194 |
| 42 x 96 Fix (2 ea. 20" bases)  | <b>ECSA 4296ARFX</b>  | 210 |
| 48 x 96 Fix (2 ea. 26" bases)  | <b>ECSA 4896ARFX</b>  | 233 |
| 48 x 120 Fix (2 ea. 26" bases) | <b>ECSA 48120ARFX</b> | 271 |
| 48 x 144 Fix (3 ea. 26" bases) | <b>ECSA 48144ARFX</b> | 351 |
| 48 x 192 Fix (4 ea. 26" bases) | <b>ECSA 48192ARFX</b> | 469 |
| 60 x 120 Fix (2 ea. 34" bases) | <b>ECSA 60120ARFX</b> | 331 |
| 60 x 144 Fix (3 ea. 34" bases) | <b>ECSA 60144ARFX</b> | 404 |
| 60 x 192 Fix (4 ea. 34" bases) | <b>ECSA 60192ARFX</b> | 542 |
| 60 x 240 Fix (4 ea. 34" bases) | <b>ECSA 60240ARFX</b> | 635 |



SC

SC

|                                |                       |     |
|--------------------------------|-----------------------|-----|
| 42 x 96 Fix (2 ea. 18" bases)  | <b>ECSC 4296ARFX</b>  | 239 |
| 48 x 96 Fix (2 ea. 18" bases)  | <b>ECSC 4896ARFX</b>  | 257 |
| 48 x 120 Fix (2 ea. 18" bases) | <b>ECSC 48120ARFX</b> | 295 |
| 48 x 144 Fix (3 ea. 18" bases) | <b>ECSC 48144ARFX</b> | 387 |
| 48 x 192 Fix (3 ea. 18" bases) | <b>ECSC 48192ARFX</b> | 479 |
| 60 x 120 Fix (2 ea. 24" bases) | <b>ECSC 60120ARFX</b> | 369 |
| 60 x 144 Fix (3 ea. 24" bases) | <b>ECSC 60144ARFX</b> | 485 |
| 60 x 192 Fix (3 ea. 24" bases) | <b>ECSC 60192ARFX</b> | 579 |
| 60 x 240 Fix (4 ea. 24" bases) | <b>ECSC 60240ARFX</b> | 743 |







| Laminate PVC | Laminate Wood | Laminate Soft PVC     | Laminate 1 1/4" Wood | Laminate 1 1/2" Wood | Laminate Wood |
|--------------|---------------|-----------------------|----------------------|----------------------|---------------|
| Flat         | Flat          | Bumper                | Square               | Bullnose             | Reverse Bevel |
|              |               |                       |                      |                      |               |
| <b>LP2R</b>  | <b>LW2R</b>   | <b>LB2R</b>           | <b>LWS2</b>          | <b>LWB2</b>          | <b>LWR2</b>   |
| 1 1/4"       | 1 1/4"        | 1 1/4"                | 1 1/4"               | 1 1/4"               | 1 1/4"        |
| Fluted       | Fluted        | Reverse Bevel Acrylic | Fluted               |                      |               |
|              |               |                       |                      |                      |               |
| <b>LPF2R</b> | <b>LWF2R</b>  | <b>LMRA2R</b>         | <b>LWF2 1 1/4"</b>   |                      |               |
| 1 1/4"       | 1 1/4"        | 1 1/4"                | 1 1/4"               |                      |               |
| 1 1/4"       | 1 1/4"        | 1 1/4"                | 1 1/4"               | 1 1/4"               | 1 1/4"        |

Note: Transparent powder coats not available

To Order, Specify...

- 1 Model Number
- 2 Top Material
- 3 Edge Style and Thickness
- 4 Edge Color
- 4 Column Color
- 5 Panel Color
- 6 Additional Options



| Veneer Wood   | Veneer 1 1/4" Wood  | Veneer 1 1/4" Wood  | Veneer Wood   |
|---|---|---|---|
| Flat  | Square  | Bullnose  | Reverse Bevel   |
|  |  |  |  |
| <b>VW2R</b>   | <b>VWS2</b>   | <b>VWB2</b>   | <b>VWR2</b>   |
| 1 1/4"  | 1 1/4"  | 1 1/4"  | 1 1/4"  |
| Fluted  | Fluted  |   |   |
|  |  |   |   |
| <b>VWF2R</b>  | <b>VWF2</b>   |   |   |
| 1 1/4"  | 1 1/4"  |   |   |
| 1 1/4"  | 1 1/4"  |   |   |
| 7237  | 7388  |   |   |
| 7898  | 8052  |   |   |
| 8593  | 8746  |   |   |
| 9360  | 8766  |   |   |
| 11326   | 11477   |   |   |
| 14822   | 14972   |   |   |
| 19568   | 19722   |   |   |
| 13798   | 13950   |   |   |
| 17192   | 17340   |   |   |
| 22849   | 22999   |   |   |
| 26647   | 26795   |   |   |
| 8906  | 9056  |   |   |
| 9677  | 9830  |   |   |
| 11641   | 11788   |   |   |
| 15293   | 15443   |   |   |
| 18846   | 18997   |   |   |
| 14255   | 14409   |   |   |
| 17874   | 18025   |   |   |
| 22340   | 22489   |   |   |
| 27556   | 27708   |   |   |

**Finish Options**

|                             |        |
|-----------------------------|--------|
| Powder Coat, Standard ..... | n/c    |
| Powder Coat, Premium.....   | \$ 165 |
| Platinum.....               | \$ 488 |

**Top Options**

|                                      |     |        |
|--------------------------------------|-----|--------|
| 2-Piece Top (120" length only) ..... | T2P | \$ 629 |
| Special Laminate.....                | TSP | call   |
| Custom Cutout (per cutout) .....     | TCC | \$ 120 |

**Power + Data Options**

Please reference the Power + Data Price List

**Wire Management Options**

|   |     |       |
|---|-----|-------|
| Basket, Under Top Mount .....                     | WBT | \$ 97 |
| 1 Oval Brush Grommet, Location K.....             | WOK | \$ 97 |
| 1 Oval Brush Grommet, Provide Location Print..... | WOG | \$ 97 |
| 1 Round Grommet, Location K .....                 | WRK | \$ 76 |
| 1 Round Grommet, Provide Location Print .....     | WRG | \$ 76 |



**Questions?**

800 876 2120

top >  
edge >

edge ordering code >

top thickness >

edge ordering code >

top thickness >

top thickness price >

| Base Style                     | Table Description                     | Model #               | Product Wt | Laminate PVC                  | Laminate Wood                 | Laminate Soft PVC                             | Laminate 1 1/4" Wood         | Laminate 1 1/4" Wood           | Laminate Wood                       |
|--------------------------------|---------------------------------------|-----------------------|------------|-------------------------------|-------------------------------|---|------------------------------|--------------------------------|-------------------------------------|
|                                |                                       |                       |            | Flat<br><br>LP2R<br>1 1/4"    | Flat<br><br>LW2R<br>1 1/4"    | Bumper<br><br>LB2R<br>1 1/4"                  | Square<br><br>LWS2<br>1 1/4" | Bullnose<br><br>LWB2<br>1 1/4" | Reverse Bevel<br><br>LWR2<br>1 1/4" |
|                                |                                       |                       |            | Fluted<br><br>LPF2R<br>1 1/4" | Fluted<br><br>LWF2R<br>1 1/4" | Reverse Bevel Acrylic<br><br>LMRA2R<br>1 1/4" | Fluted<br><br>LWF2<br>1 1/4" |                                |                                     |
|                                |                                       |                       |            | 1 1/4"                        | 1 1/4"                        | 1 1/4"  | 1 1/4"                       | 1 1/4"                         | 1 1/4"                              |
|                                |                                       |                       |            | 1 1/4"                        | 1 1/4"                        | 1 1/4"  | 1 1/4"                       | 1 1/4"                         | 1 1/4"                              |
| <br>SA                         | <b>Racetrack</b>                      |                       |            |                               |                               |   |                              |                                |                                     |
|                                | 42 x 84 Fix (2 ea. 20" bases)         | <b>ECSA 4284RAFX</b>  | 184        | 4212                          |                               | 5283  |                              | 6547                           | 6966                                |
|                                | 42 x 96 Fix (2 ea. 20" bases)         | <b>ECSA 4296RAFX</b>  | 200        | 4268                          |                               | 5404  |                              | 6770                           | 7217                                |
|                                | 48 x 96 Fix (2 ea. 26" bases)         | <b>ECSA 4896RAFX</b>  | 220        | 4276                          |                               | 5430  |                              | 7040                           | 7309                                |
|                                | 48 x 120 Fix (2 ea. 26" bases)        | <b>ECSA 48120RAFX</b> | 257        | 4831                          |                               | 6121  |                              | 7935                           | 8240                                |
|                                | 48 x 144 Fix (3 ea. 26" bases)        | <b>ECSA 48144RAFX</b> | 338        | 6373                          |                               | 7790  |                              | 12295                          | 13318                               |
|                                | 60 x 144 Fix (3 ea. 34" bases)        | <b>ECSA 60144RAFX</b> | 385        | 6923                          |                               | 8387  |                              | 13122                          | 14025                               |
|                                | 60 x 192 Fix (4 ea. 34" bases)        | <b>ECSA 60192RAFX</b> | 522        | 9323                          |                               | 11143   |                              | 16306                          | 16936                               |
| 60 x 240 Fix (4 ea. 34" bases) | <b>ECSA 60240RAFX</b>                 | 616                   | 10389      |                               | 12380                         |   | 17767                        | 18478                          |                                     |
| <br>SC                         |                                       |                       |            |                               |                               |   |                              |                                |                                     |
|                                | 42 x 84 Fix (2 ea. 18" bases)         | <b>ECSC 4284RAFX</b>  | 213        | 4527                          |                               | 5595  |                              | 6859                           | 7276                                |
|                                | 42 x 96 Fix (2 ea. 18" bases)         | <b>ECSC 4296RAFX</b>  | 229        | 4581                          |                               | 5717  |                              | 7083                           | 7531                                |
|                                | 48 x 96 Fix (2 ea. 18" bases)         | <b>ECSC 4896RAFX</b>  | 244        | 4588                          |                               | 5743  |                              | 7352                           | 7621                                |
|                                | 48 x 120 Fix (2 ea. 18" bases)        | <b>ECSC 48120RAFX</b> | 281        | 5142                          |                               | 6432  |                              | 8246                           | 8556                                |
|                                | 48 x 144 Fix (3 ea. 18" bases)        | <b>ECSC 48144RAFX</b> | 374        | 6842                          |                               | 8259  |                              | 12763                          | 13789                               |
|                                | 60 x 144 Fix (3 ea. 24" bases)        | <b>ECSC 60144RAFX</b> | 466        | 7609                          |                               | 9069  |                              | 13804                          | 14707                               |
|                                | 60 x 192 Fix (3 ea. 24" bases)        | <b>ECSC 60192RAFX</b> | 560        | 8906                          |                               | 10632   |                              | 15799                          | 16428                               |
| 60 x 240 Fix (4 ea. 24" bases) | <b>ECSC 60240RAFX</b>                 | 724                   | 11299      |                               | 13290                         |   | 18679                        | 19389                          |                                     |
| <br>SA                         | <b>Oval</b>                           |                       |            |                               |                               |   |                              |                                |                                     |
|                                | 60 x 120 Fix (2 ea. 26" bases)        | <b>ECSA 60120OVFX</b> | 270        | 5026                          |                               | 6574  |                              | 8759                           | 9118                                |
|                                | 60 x 144 Fix [(1) 34", (2) 20" bases] | <b>ECSA 60144OVFX</b> | 348        | 6795                          |                               | 8433  |                              | 13257                          | 13821                               |
| <br>SC                         |                                       |                       |            |                               |                               |   |                              |                                |                                     |
|                                | 42 x 96 Fix (2 ea. 18" bases)         | <b>ECSC 4296OVFX</b>  | 213        | 4423                          |                               | 5786  |                              | 7952                           | 8266                                |
|                                | 48 x 96 Fix (2 ea. 18" bases)         | <b>ECSC 4896OVFX</b>  | 228        | 4431                          |                               | 5829  |                              | 7881                           | 8182                                |
|                                | 48 x 120 Fix (2 ea. 18" bases)        | <b>ECSC 48120OVFX</b> | 257        | 4979                          |                               | 6462  |                              | 8519                           | 8849                                |
|                                | 48 x 144 Fix (3 ea. 18" bases)        | <b>ECSC 48144OVFX</b> | 342        | 6666                          |                               | 8276  |                              | 12775                          | 13284                               |
|                                | 60 x 120 Fix (2 ea. 18" bases)        | <b>ECSC 60120OVFX</b> | 309        | 5410                          |                               | 6957  |                              | 9144                           | 9503                                |
|                                | 60 x 144 Fix [(1) 24", (2) 18" bases] | <b>ECSC 60144OVFX</b> | 416        | 7337                          |                               | 8973  |                              | 13797                          | 14361                               |







**Note:** Transparent powder coats not available

**To Order, Specify...**

- 1 Model Number
- 2 Top Material
- 3 Edge Style and Thickness
- 4 Edge Color
- 4 Column Color
- 5 Panel Color
- 6 Additional Options





| Veneer Wood   | Veneer 1 1/4" Wood  | Veneer 1 1/4" Wood  | Veneer Wood   |
|---|---|---|---|
| Flat  | Square  | Bullnose  | Reverse Bevel   |
|  |  |  |  |
| <b>VW2R</b>   | <b>VWS2</b>   | <b>VWB2</b>   | <b>VWR2</b>   |
| 1 1/4"  | 1 1/4"  | 1 1/4"  | 1 1/4"  |
| Fluted  | Fluted  |   |   |
|  |  |   |   |
| <b>VWF2R</b>  | <b>VWF2</b>   |   |   |
| 1 1/4"  | 1 1/4"  |   |   |
| 1 1/4"  | 1 1/4"  |   |   |
| 8052  |   | 8203  |   |
| 8975  |   | 9128  |   |
| 9513  |   | 9667  |   |
| 11477   |   | 11628   |   |
| 14972   |   | 15121   |   |
| 17295   |   | 17442   |   |
| 22953   |   | 23107   |   |
| 26749   |   | 26900   |   |
| 8364  |   | 8515  |   |
| 9291  |   | 9440  |   |
| 9830  |   | 9979  |   |
| 11788   |   | 11942   |   |
| 15443   |   | 15593   |   |
| 17977   |   | 18130   |   |
| 22449   |   | 22596   |   |
| 27664   |   | 27815   |   |
| 13950   |   | 14326   |   |
| 17340   |   | 17714   |   |
| 9061  |   | 9214  |   |
| 9830  |   | 9979  |   |
| 11788   |   | 12167   |   |
| 15440   |   | 15816   |   |
| 14334   |   | 14710   |   |
| 17878   |   | 18257   |   |

**Finish Options**

|                             |        |
|-----------------------------|--------|
| Powder Coat, Standard ..... | n/c    |
| Powder Coat, Premium.....   | \$ 165 |
| Platinum.....               | \$ 488 |

**Top Options**

|                                      |     |        |
|--------------------------------------|-----|--------|
| 2-Piece Top (120" length only) ..... | T2P | \$ 629 |
| Special Laminate.....                | TSP | call   |
| Custom Cutout (per cutout) .....     | TCC | \$ 120 |

**Power + Data Options**

Please reference the Power + Data Price List

**Wire Management Options**

|   |     |       |
|---|-----|-------|
| Basket, Under Top Mount .....                     | WBT | \$ 97 |
| 1 Oval Brush Grommet, Location K.....             | WOK | \$ 97 |
| 1 Oval Brush Grommet, Provide Location Print..... | WOG | \$ 97 |
| 1 Round Grommet, Location K .....                 | WRK | \$ 76 |
| 1 Round Grommet, Provide Location Print .....     | WRG | \$ 76 |

**Elements Conference**

Boatshape  
+ Arc Boatshape



**VERSTEEL**

**Questions?**

800 876 2120

top >  
edge >















edge ordering code >

top thickness >

edge ordering code >

top thickness >

top thickness price >







| Laminate PVC  | Laminate Wood   | Laminate Soft PVC  | Laminate 1 1/4" Wood   | Laminate 1 1/2" Wood  | Laminate Wood   |       |       |
|---|---|--|--|---|---|-------|-------|
| Flat  | Flat  | Bumper   | Square   | Bullnose  | Reverse Bevel   |       |       |
|    |  |  |           |  |  |       |       |
| <b>LP2R</b>   | <b>LW2R</b>   | <b>LB2R</b>  | <b>LWS2</b>  | <b>LWB2</b>   | <b>LWR2</b>   |       |       |
| 1 1/4"  | 1 1/4"  | 1 1/4"   | 1 1/4"   | 1 1/4"  | 1 1/4"  |       |       |
| Fluted  | Fluted  | Reverse Bevel Acrylic  | Fluted   |   |   |       |       |
|    |  |  |  |   |   |       |       |
| <b>LPF2R</b>  | <b>LWF2R</b>  | <b>LMRA2R</b>  | <b>LWF2 1 1/4"</b>   |   |   |       |       |
| 1 1/4"  | 1 1/4"  | 1 1/4"   | 1 1/4"   |   |   |       |       |
| 1 1/4"  | 1 1/4"  | 1 1/4"   | 1 1/4"   |   | 1 1/4"  |       |       |
| <b>Base Style</b>   | <b>Table Description</b>  | <b>Model #</b>   | <b>Product Wt</b>  |   |   |       |       |
|    | <b>SA Boatshape</b>   |  |  |   |   |       |       |
|   | 42 x 48 x 96 Fix (2 ea. 26" bases)  | <b>ECSA 4296BTFX</b>   | 230  | 4372  | 5446  | 7533  | 7646  |
|   | 42 x 48 x 120 Fix (2 ea. 26" bases)   | <b>ECSA 42120BTFX</b>  | 266  | 4925  | 6121  | 8443  | 8585  |
|   | 42 x 48 x 144 Fix [(1) 26", (2) 20" bases]  | <b>ECSA 42144BTFX</b>  | 335  | 6461  | 7776  | 12348 | 12864 |
|   | 48 x 60 x 192 Fix [(2) 26", (2) 34" bases]  | <b>ECSA 48192BTFX</b>  | 538  | 9545  | 11126   | 12707 | 17761 |
| 48 x 60 x 240 Fix [(2) 26", (2) 34" bases]  | <b>ECSA 48240BTFX</b>   | 626  | 10518  | 12375   | 18419   | 18523 |       |
|   | <b>SC Boatshape</b>   |  |  |   |   |       |       |
|   | 42 x 48 x 96 Fix (2 ea. 18" bases)  | <b>ECSC 4296BTFX</b>   | 254  | 4685  | 5758  | 7845  | 7959  |
|   | 42 x 48 x 120 Fix (2 ea. 18" bases)   | <b>ECSC 42120BTFX</b>  | 290  | 5239  | 6432  | 8757  | 8897  |
|   | 42 x 48 x 144 Fix (3 ea. 18" bases)   | <b>ECSC 42144BTFX</b>  | 375  | 6933  | 8242  | 12820 | 13332 |
|   | 48 x 60 x 192 Fix [(1) 24", (2) 18" bases]  | <b>ECSC 48192BTFX</b>  | 530  | 8889  | 10478   | 12057 | 17112 |
| 48 x 60 x 240 Fix [(2) 24", (2) 18" bases]  | <b>ECSC 48240BTFX</b>   | 688  | 11284  | 13141   | 19191   | 19294 |       |
|  | <b>SA Arc Boatshape</b>   |  |  |   |   |       |       |
|   | 42 x 48 x 96 Fix (2 ea. 26" bases)  | <b>ECSA 4296ABFX</b>   | 224  | 4372  | 5446  | 7533  | 7646  |
|   | 42 x 48 x 120 Fix (2 ea. 26" bases)   | <b>ECSA 42120ABFX</b>  | 260  | 4925  | 6121  | 8443  | 8585  |
|   | 42 x 48 x 144 Fix [(1) 26", (2) 20" bases]  | <b>ECSA 42144ABFX</b>  | 338  | 6461  | 7776  | 12348 | 12864 |
|   | 48 x 60 x 192 Fix [(2) 26", (2) 34" bases]  | <b>ECSA 48192ABFX</b>  | 529  | 9545  | 11126   | 12707 | 17761 |
| 48 x 60 x 240 Fix [(2) 26", (2) 34" bases]  | <b>ECSA 48240ABFX</b>   | 615  | 10518  | 12375   | 18419   | 18523 |       |
|  | <b>SC Arc Boatshape</b>   |  |  |   |   |       |       |
|   | 42 x 48 x 96 Fix (2 ea. 18" bases)  | <b>ECSC 4296ABFX</b>   | 248  | 4685  | 5758  | 7845  | 7959  |
|   | 42 x 48 x 120 Fix (2 ea. 18" bases)   | <b>ECSC 42120ABFX</b>  | 284  | 5239  | 6432  | 8757  | 8897  |
|   | 42 x 48 x 144 Fix (3 ea. 18" bases)   | <b>ECSC 42144ABFX</b>  | 374  | 6933  | 8242  | 12820 | 13332 |
|   | 48 x 60 x 192 Fix [(1) 24", (2) 18" bases]  | <b>ECSC 48192ABFX</b>  | 521  | 8889  | 10478   | 12057 | 17112 |
| 48 x 60 x 240 Fix [(2) 24", (2) 18" bases]  | <b>ECSC 48240ABFX</b>   | 677  | 11284  | 13141   | 19191   | 19294 |       |

**Note:** Transparent powder coats not available

**To Order, Specify...**

- 1 Model Number
- 2 Top Material
- 3 Edge Style and Thickness
- 4 Edge Color
- 4 Column Color
- 5 Panel Color
- 6 Additional Options



| Veneer Wood   | Veneer 1 1/4" Wood  | Veneer 1 1/4" Wood  | Veneer Wood   |
|---|---|---|---|
| Flat  | Square  | Bullnose  | Reverse Bevel   |
|  |  |  |  |
| <b>VW2R</b>   | <b>VWS2</b>   | <b>VWB2</b>   | <b>VWR2</b>   |
| 1 1/4"  | 1 1/4"  | 1 1/4"  | 1 1/4"  |
| Fluted  | Fluted  |   |   |
|  |  |   |   |
| <b>VWF2R</b>  | <b>VWF2</b>   |   |   |
| 1 1/4"  | 1 1/4"  |   |   |
| 1 1/4"  | 1 1/4"  |   |   |
| 9513  |   | 9667  |   |
| 11477   |   | 11628   |   |
| 14972   |   | 15121   |   |
| 22999   |   | 23147   |   |
| 26795   |   | 26946   |   |
| 9830  |   | 9979  |   |
| 11788   |   | 11942   |   |
| 15443   |   | 15593   |   |
| 22347   |   | 22500   |   |
| 27564   |   | 27715   |   |
| 9513  |   | 9667  |   |
| 11477   |   | 11628   |   |
| 14972   |   | 15121   |   |
| 22999   |   | 23147   |   |
| 26795   |   | 26946   |   |
| 9830  |   | 9979  |   |
| 11788   |   | 11942   |   |
| 15443   |   | 15593   |   |
| 22347   |   | 22500   |   |
| 27564   |   | 27715   |   |

**Finish Options**

|                             |        |
|-----------------------------|--------|
| Powder Coat, Standard ..... | n/c    |
| Powder Coat, Premium.....   | \$ 165 |
| Platinum.....               | \$ 488 |

**Top Options**

|                                      |     |        |
|--------------------------------------|-----|--------|
| 2-Piece Top (120" length only) ..... | T2P | \$ 629 |
| Special Laminate.....                | TSP | call   |
| Custom Cutout (per cutout) .....     | TCC | \$ 120 |

**Power + Data Options**

Please reference the Power + Data Price List

**Wire Management Options**

|   |     |       |
|---|-----|-------|
| Basket, Under Top Mount .....                     | WBT | \$ 97 |
| 1 Oval Brush Grommet, Location K.....             | WOK | \$ 97 |
| 1 Oval Brush Grommet, Provide Location Print..... | WOG | \$ 97 |
| 1 Round Grommet, Location K .....                 | WRK | \$ 76 |
| 1 Round Grommet, Provide Location Print .....     | WRG | \$ 76 |

**Elements Conference**

Video Conference  
+ Arc Video Conference



**VERSTEEL**

**Questions?**

800 876 2120

top >  
edge >

edge ordering code (radius corner) >  
or  
edge ordering code (square corner) >  
top thickness >

edge ordering code (radius corner) >  
or  
edge ordering code (square corner) >  
top thickness >  
top thickness price >







| Laminate PVC                                 | Laminate Wood                                | Laminate Soft PVC                              | Laminate 1 1/4" Wood  | Laminate 1 1/2" Wood      | Laminate Wood         |       |       |       |
|--|--|--|-----------------------|---------------------------|-----------------------|-------|-------|-------|
| Flat   | Flat   | Bumper   | Square                | Bullnose                  | Reverse Bevel         |       |       |       |
|  |  |  |                       |                           |                       |       |       |       |
| <b>LP2R</b><br>or<br><b>LP2S</b><br>1 1/4"   | <b>LW2R</b><br>or<br><b>LW2S</b><br>1 1/4"   | <b>LB2R</b><br><br>1 1/4"                      | <b>LWS2</b><br>1 1/4" | <b>LWB2</b><br><br>1 1/4" | <b>LWR2</b><br>1 1/4" |       |       |       |
| Fluted                                       | Fluted                                       | Reverse Bevel Acrylic                          | Fluted                |                           |                       |       |       |       |
|  |  |  |                       |                           |                       |       |       |       |
| <b>LPF2R</b><br>or<br><b>LPF2S</b><br>1 1/4" | <b>LWF2R</b><br>or<br><b>LWF2S</b><br>1 1/4" | <b>LMRA2R</b><br>or<br><b>LMRA2S</b><br>1 1/4" | <b>LWF2</b><br>1 1/4" |                           |                       |       |       |       |
| 1 1/4"                                       | 1 1/4"                                       | 1 1/4"   | 1 1/4"                |                           | 1 1/4"                |       |       |       |
| <b>Base Style</b>                            | <b>Table Description</b>                     | <b>Model #</b>                                 | <b>Product Wt</b>     |                           |                       |       |       |       |
|  | <b>SA</b><br><b>Video Conference</b>         | 36 x 48 x 96 Fix [(1) 20", (1) 26" bases]      | <b>ECSA 3696VCFX</b>  | 212                       | 4276                  | 5430  | 7194  | 7501  |
|  |  | 36 x 48 x 120 Fix [(1) 20", (1) 26" bases]     | <b>ECSA 36120VCFX</b> | 245                       | 4831                  | 6121  | 7595  | 7921  |
|  |  | 36 x 48 x 144 Fix (3 ea. 20" bases)            | <b>ECSA 36144VCFX</b> | 326                       | 6373                  | 7790  | 11687 | 12200 |
|  |  | 48 x 60 x 120 Fix [(1) 26", (1) 34" bases]     | <b>ECSA 48120VCFX</b> | 305                       | 6339                  | 7625  | 8364  | 8647  |
|  |  | 48 x 60 x 144 Fix (3 ea. 26" bases)            | <b>ECSA 48144VCFX</b> | 382                       | 6923                  | 8387  | 12659 | 13221 |
|  |  | 48 x 60 x 192 Fix (4 ea. 26" bases)            | <b>ECSA 48192VCFX</b> | 510                       | 9323                  | 11143 | 15710 | 16384 |
|  |  | 48 x 60 x 240 Fix (4 ea. 26" bases)            | <b>ECSA 48240VCFX</b> | 594                       | 10389                 | 12380 | 17045 | 18384 |
|  | <b>SC</b>                                    | 48 x 60 x 192 Fix (3 ea. 24" bases)            | <b>ECSC 48192VCFX</b> | 548                       | 7486                  | 9213  | 15201 | 15876 |
|  |  | 48 x 60 x 240 Fix (4 ea. 24" bases)            | <b>ECSC 48240VCFX</b> | 702                       | 11299                 | 13290 | 17958 | 19295 |
|  | <b>SA</b><br><b>Arc Video Conference</b>     | 36 x 48 x 96 Fix [(1) 20", (1) 26" bases]      | <b>ECSA 3696AVFX</b>  | 211                       | 4276                  | 5430  | 7194  | 7501  |
|  |  | 36 x 48 x 120 Fix [(1) 20", (1) 26" bases]     | <b>ECSA 36120AVFX</b> | 244                       | 4831                  | 6121  | 7595  | 7921  |
|  |  | 36 x 48 x 144 Fix (3 ea. 20" bases)            | <b>ECSA 36144AVFX</b> | 324                       | 6373                  | 7790  | 11687 | 12200 |
|  |  | 48 x 60 x 120 Fix [(1) 26", (1) 34" bases]     | <b>ECSA 48120AVFX</b> | 303                       | 6339                  | 7625  | 8364  | 8647  |
|  |  | 48 x 60 x 144 Fix (3 ea. 26" bases)            | <b>ECSA 48144AVFX</b> | 379                       | 6923                  | 8387  | 12659 | 13221 |
|  |  | 48 x 60 x 192 Fix (4 ea. 26" bases)            | <b>ECSA 48192AVFX</b> | 506                       | 9323                  | 11143 | 15710 | 16384 |
|  |  | 48 x 60 x 240 Fix (4 ea. 26" bases)            | <b>ECSA 48240AVFX</b> | 589                       | 10389                 | 12380 | 17045 | 18384 |
|  | <b>SC</b>                                    | 48 x 60 x 192 Fix (3 ea. 24" bases)            | <b>ECSC 48192AVFX</b> | 544                       | 7486                  | 9213  | 15201 | 15876 |
|  |  | 48 x 60 x 240 Fix (4 ea. 24" bases)            | <b>ECSC 48240AVFX</b> | 700                       | 11299                 | 13290 | 17958 | 19295 |

**Note:** Transparent powder coats not available

**To Order, Specify...**

- 1 Model Number
- 2 Top Material
- 3 Edge Style and Thickness
- 4 Edge Color
- 4 Column Color
- 5 Panel Color
- 6 Additional Options



| Veneer Wood   | Veneer 1 1/4" Wood   | Veneer 1 1/4" Wood   | Veneer Wood   |
|---|--|--|---|
| Flat<br><br><b>VW2R</b><br>or<br><b>VW2S</b><br>1 1/4"     | Square<br><br><b>VWS2</b><br>1 1/4" | Bullnose<br><br><b>VWB2</b><br>1 1/4" | Reverse Bevel<br><br><b>VWR2</b><br>1 1/4" |
| Fluted<br><br><b>VWF2R</b><br>or<br><b>VWF2S</b><br>1 1/4" | Fluted<br><br><b>VWF2</b><br>1 1/4" |  |   |
| 1 1/4"  |  | 1 1/4"   |   |
| 9513  |  | 9667   |   |
| 11477   |  | 11628  |   |
| 14972   |  | 15121  |   |
| 13950   |  | 14104  |   |
| 17340   |  | 17491  |   |
| 22999   |  | 23147  |   |
| 26795   |  | 26946  |   |
| 22489   |  | 22639  |   |
| 27708   |  | 27859  |   |
| 9513  |  | 9667   |   |
| 11477   |  | 11628  |   |
| 14972   |  | 15121  |   |
| 13950   |  | 14104  |   |
| 17340   |  | 17491  |   |
| 22999   |  | 23147  |   |
| 26795   |  | 26946  |   |
| 22489   |  | 22639  |   |
| 27708   |  | 28439  |   |

**Finish Options**

|                             |        |
|-----------------------------|--------|
| Powder Coat, Standard ..... | n/c    |
| Powder Coat, Premium.....   | \$ 165 |
| Platinum.....               | \$ 488 |

**Top Options**

|                                      |     |        |
|--------------------------------------|-----|--------|
| 2-Piece Top (120" length only) ..... | T2P | \$ 629 |
| Special Laminate.....                | TSP | call   |
| Custom Cutout (per cutout) .....     | TCC | \$ 120 |

**Power + Data Options**

Please reference the Power + Data Price List

**Wire Management Options**

|  |     |       |
|--|-----|-------|
| Basket, Under Top Mount .....                      | WBT | \$ 97 |
| 1 Oval Brush Grommet, Location K.....              | WOK | \$ 97 |
| 1 Oval Brush Grommet, Provide Location Print. .... | WOG | \$ 97 |
| 1 Round Grommet, Location K .....                  | WRK | \$ 76 |
| 1 Round Grommet, Provide Location Print .....      | WRG | \$ 76 |

**Tops**

Eliga X base tables are available in round and square top shapes. Rectangle, racetrack, boatshape and arc boatshape top shapes are available with the E-series tables, and the End-Sit tables are standard with rectangle top shapes. The laminate and veneer tops in the Eliga series are 1" thick with square corners.

**Bases**

The X base is constructed of a single square tube upright with four Eliga shaped feet. The E-Series and End-Sit table bases feature a parallelogram tube construction. The round and square tops can be specified with fixed or tilt bases in either 29" standard table height or 42" stand-up table height. The standard table height for the E-series and End-Sit tables is 29". When End-Sit tables are configured in a group setting the angles of the legs permit comfortable "end-seating" by creating a cove where the user can nest.

**Modesty Panels**

The 24" and 30" wide tables with four post legs may be specified with or without a modesty panel. The rectangle sliding table has a fixed modesty panel.

**Features + Options**

Tables are standard with nylon adjustable glides. Optional casters and table link are available where applicable. See individual pricing pages for additional available features such as fixed or slim tilt bases and sliding tops. Base and top options can also be found on page 72.

**Power + Data**

To complete your specification, power and data along with wire management options can be added to your table. Refer to the Power + Data Price List. All End-Sit bases feature an integrated wire manager in the leg.

**Whiteboard**

To complete your training room or collaborative environment an Eliga mobile whiteboard can be added to your specification. The whiteboard features dual-wheel locking casters, generous two-sided magnetic dry erase writing surface and a shelf on each side for marker and eraser storage. Whiteboard is available in all Versteel powder coat colors.

**Laminate and Veneer, Standard Core Construction**

The standard top construction consists of 45-50 lb particleboard, surfaced with a high pressure laminate or plain sliced veneer face. A backer sheet is laminated to the underside of the top. Tops are shipped pre-drilled for field installation of bases and accessories.



**PVC Flat Edge**

Edge of 2mm PVC hot melt banded to the top with 1/8" radius at the top and bottom. Available with 1 1/2" radius corners or square corners.

Offered in twenty-one (21) standard colors.



**Wood Flat Edge**

Wood banding hot melt banded to the top with 1/8" radius at the top and bottom. Available with 1 1/2" radius corners or square corners.



Offered in Ash, Cherry, Maple or Walnut materials.



**Wood Square Edge**

Edge of 1 1/4" wide solid wood with softened top and bottom edges, and square, softened mitered corners.



Offered in Ash, Cherry, Maple or Walnut materials.

**Shipping Schedule**

**Standard Items**

|                     |           |
|---------------------|-----------|
| Laminate, PVC Edge  | 3-5 WEEKS |
| Laminate, Wood Edge | 3-5 WEEKS |
| Veneer, Wood Edge   | 6-8 WEEKS |

Contact Versteel Customer Service for special lead time requests.

**BIFMA**

All Versteel products are constructed to pass the relevant ANSI/BIFMA standards. For more detailed specifications by series and base style, contact Versteel Customer Service at 800.876.2120.

Additional information regarding warranty, terms and conditions, shipping, care and maintenance, etc. can be found in the All Tables price list.

**To Order, Specify...**

- 1 Model Number, include top and edge style
- 2 Top Material
  - a. Laminate manufacturer and color
  - b. Veneer species and finish color
- 3 Edge Color
- 4 Base Color
- 5 Additional Options

| base model |            |             |           |                | finish selections  |  |                 | options     |             |              |
|------------|------------|-------------|-----------|----------------|--------------------|--|-----------------|-------------|-------------|--------------|
| <b>EG</b>  | <b>TE</b>  | <b>3072</b> | <b>RE</b> | <b>ST</b>      | <b>LP7S</b>        | <b>TP</b>                                  | <b>WW160-SD</b> | <b>CPRC</b> | <b>ECHR</b> | <b>CAS55</b> |
| series     | base style | top size    | top shape | table function | top, edge & corner | top laminate manufacturer & laminate color | edge color      | base color  |             | base option  |

An **EGTE 3072REST LP7S** is an Eliga series 30" x 72" rectangle table with slim-tilt end-sit bases, a laminate 1" thick top with a PVC edge and square corners.

The codes **TP WW160-SD / CPRC / ECHR** specify a Pionite WW160-SD Pralines & Cream laminate, Pralines & Cream PVC and Chrome bases.

The code **CAS55** specifies dual wheel black hard wheel casters.

**Model Number** **EGTE 3072REST LP7S**

**Orders may be sent via**
**Mailing Address**

Versteel  
 2332 Cathy Lane  
 Jasper IN 47546

**Contact Versteel**

**Email** contact@versteel.com  
**Phone** 800 876 2120  
 812 634 2120  
**Fax** 812 482 9318



**Laminate**

Versteel's standard offering of laminates includes over 900 laminates from Formica, Nevamar, Pionite and Wilsonart.

Laminate manufacturers change standard offerings frequently, making it possible a standard product can become unavailable. Versteel cannot be responsible for any inconvenience this may cause.

**Veneer**

Eliga tables are available with plain sliced Ash, Cherry, Maple and Walnut veneers.

**Veneer Species**

|                  |      |                  |      |
|------------------|------|------------------|------|
| Ash . . . . .    | AP01 | Maple. . . . .   | MP01 |
| Cherry . . . . . | CP01 | Walnut . . . . . | WP01 |

**Veneer Finish**

**Ash**

|                   |      |                   |       |
|-------------------|------|-------------------|-------|
| Beach. . . . .    | VBEA | Fog . . . . .     | VFOG  |
| Chestnut. . . . . | VCHE | Pebble . . . . .  | VPEB  |
| Drift . . . . .   | VDRI | Whisper . . . . . | VVWHI |
| Fawn . . . . .    | VFAW |                   |       |

**Cherry**

|                           |      |                          |      |
|---------------------------|------|--------------------------|------|
| Blossom Cherry . . . . .  | VBLC | Java Cherry. . . . .     | VJAC |
| Cordovan Cherry . . . . . | VCNC | Millwork Cherry. . . . . | VMWC |
| Golden Cherry . . . . .   | VGNC |                          |      |

**Maple**

|                         |      |                       |      |
|-------------------------|------|-----------------------|------|
| Caramel Maple . . . . . | VCMM | Sugar Maple . . . . . | VSUM |
| Solar Maple. . . . .    | VSLM |                       |      |

**Walnut**

|                           |      |                         |      |
|---------------------------|------|-------------------------|------|
| Brighton Walnut . . . . . | VBRW | Natural Walnut. . . . . | VNAW |
| Espresso Walnut. . . . .  | VESW |                         |      |

**PVC Edge Colors**

|                           |      |                            |      |
|---------------------------|------|----------------------------|------|
| Absolute Acajou . . . . . | CABA | Pearl . . . . .            | CPEA |
| Alloy. . . . .            | CALY | Platinum . . . . .         | CPLA |
| Carbon. . . . .           | CCAR | Pralines & Cream . . . . . | CPRC |
| Champagne . . . . .       | CCHA | Shadow . . . . .           | CSHA |
| Coconut . . . . .         | CCOC | Snow . . . . .             | CSNO |
| Ebony. . . . .            | CEBO | Stone . . . . .            | CSTO |
| Florence Walnut . . . . . | CFLW | Storm. . . . .             | CSTM |
| Fossil . . . . .          | CFOS | Whisper . . . . .          | CWHI |
| Graphite . . . . .        | CGRA | White Linen . . . . .      | CWHL |
| Grey. . . . .             | CGRE |                            |      |
| Kensington Maple. . . . . | CKEM |                            |      |
| Nimbus. . . . .           | CNIM |                            |      |

**Wood Edge Species**

|                  |     |                  |     |
|------------------|-----|------------------|-----|
| Ash . . . . .    | A01 | Maple. . . . .   | M01 |
| Cherry . . . . . | C01 | Walnut . . . . . | W01 |

**Wood Edge Finishes**

**Ash**

|                   |      |                   |      |
|-------------------|------|-------------------|------|
| Beach. . . . .    | WBEA | Fog . . . . .     | WFOG |
| Chestnut. . . . . | WCHE | Pebble . . . . .  | WPEB |
| Drift . . . . .   | WDRI | Whisper . . . . . | WWHI |
| Fawn . . . . .    | WFAW |                   |      |

**Cherry**

|                           |      |                          |      |
|---------------------------|------|--------------------------|------|
| Blossom Cherry . . . . .  | WBLC | Java Cherry. . . . .     | WJAC |
| Cordovan Cherry . . . . . | WCNC | Millwork Cherry. . . . . | WMWC |
| Golden Cherry . . . . .   | WGNC |                          |      |

**Maple**

|                         |      |                       |      |
|-------------------------|------|-----------------------|------|
| Caramel Maple . . . . . | WCMM | Sugar Maple . . . . . | WSUM |
| Solar Maple. . . . .    | WSLM |                       |      |

**Walnut**

|                           |      |                         |      |
|---------------------------|------|-------------------------|------|
| Brighton Walnut . . . . . | WBRW | Natural Walnut. . . . . | WNAW |
| Espresso Walnut. . . . .  | WESW |                         |      |

**Studio Steel®**

Versteel’s “urban fabrication” process leaves the telltale signs of welding and assembly on the surface, highlighting a manufacturing aesthetic. Choosing a clear or transparent powder coat is recommended, allowing tonal striations (created as a result of extreme heat), natural textures, and the inherent qualities of raw steel to show through.

Studio Steel Process . . . . . \$165

**Powder Coat Finishes**

All powder coat finishes in the Versteel offering have been formulated with the use of epoxy, polyester or epoxy and polyester blends to maximize the finish durability.

**Powder Coat Finish Options**

Powder Coat – Standard . . . . . n/c  
 Powder Coat – Premium (Hope) . . . . . \$165  
 Powder Coat – Premium (Platinum) . . . . . \$488

**Powder Coat Colors**

|                          |       |                                   |       |
|--------------------------|-------|-----------------------------------|-------|
| Alloy . . . . .          | .PALY | Mint . . . . .                    | .PMNT |
| Amethyst . . . . .       | .PAME | Navy . . . . .                    | .PNAV |
| Anthracite . . . . .     | .PANT | Nimbus . . . . .                  | .PNIM |
| Black Anodized . . . . . | .PBLA | Nutmeg . . . . .                  | .PNUT |
| Bronze . . . . .         | .PBRO | ◆ Pacific . . . . .               | .PPAC |
| Calypso . . . . .        | .PCAL | Pearl . . . . .                   | .PPEA |
| Carbon . . . . .         | .PCAR | Pebble . . . . .                  | .PPEB |
| Champagne . . . . .      | .PCHA | Ⓟ Platinum . . . . .              | .PPLA |
| Coconut . . . . .        | .PCOC | Poppy . . . . .                   | .PPOP |
| ◆ Copper . . . . .       | .PCOP | ◆ Raven . . . . .                 | .PRAV |
| Crimson . . . . .        | .PCRI | Royal . . . . .                   | .PROY |
| ◆ Crystal . . . . .      | .PCRY | ◆ Satin . . . . .                 | .PSAT |
| Daffodil . . . . .       | .PDAF | Seaside . . . . .                 | .PSEA |
| Ebony . . . . .          | .PEBO | Shipyard . . . . .                | .PSHI |
| Forest . . . . .         | .PFOR | Silver . . . . .                  | .PSIL |
| Fossil . . . . .         | .PFOS | Snow . . . . .                    | .PSNO |
| ◆ Garnet . . . . .       | .PGAR | Stone . . . . .                   | .PSTO |
| ◆ Gold . . . . .         | .PGOL | Storm . . . . .                   | .PSTM |
| Graphite . . . . .       | .PGRA | Terra Cotta . . . . .             | .PTEC |
| Ⓟ Hope . . . . .         | .PHOP | Whisper . . . . .                 | .PWHI |
| Kelly Green . . . . .    | .PKEG | White Linen . . . . .             | .PWHL |
| ◆ Matte . . . . .        | .PMAT | Powder Coat Alternative . . . . . | .OPA  |
| Mica . . . . .           | .PMIC |                                   |       |

**Transparent Powder Coats (indicated by ◆)**

Please note that the transparent characteristics of these powders allow all natural welds and textures inherent to raw steel to be visible. Transparent powder coat available on Eliga upon sample approval.

**Premium Powder Coats (indicated by Ⓟ)**

Versteel’s premium process uses specially formulated powder coats for a truly unique color palette.

**Chrome**

Versteel applies a deep luster chrome plated finish. Chrome is the most durable finish available. Specify Chrome and add \$649 list per table.

Chrome . . . . . ECHR

**Nickel**

Versteel applies a nickel plated finish with a clear coat applied for durability. Specify Nickel and add \$710 list per table.

Nickel . . . . . ENKL

**NOTE** CHROME AND NICKEL ARE NOT AVAILABLE ON THE ELIGA WHITEBOARD

**Finish Reference & Samples**

For finish color reference, please refer to our website. Contact Versteel Customer Service to receive actual color samples for color matches and final color approval.

**Special Laminate**

**Call for quotation**

Specify code **TSP** (*Special Laminate*), indicate the quoted charges per table

Special laminates and patterns can be specified as an option. To specify, contact Versteel Customer Service for availability and pricing.

**NOTE** LAMINATES IN STANDARD COLORS AND TEXTURES FROM FORMICA, NEVAMAR, PIONITE AND WILSONART ARE STANDARD

**CAUTION** LAMINATE MANUFACTURERS CHANGE STANDARD OFFERINGS FREQUENTLY, MAKING IT POSSIBLE A STANDARD PRODUCT CAN BECOME UNAVAILABLE. VERSTEEL CANNOT BE RESPONSIBLE FOR ANY INCONVENIENCE THIS MAY CAUSE.

**Custom PVC Color Match**

**Call for quotation / one time charge per color, per order**

Specify code **OCF** (*Custom PVC Color Match*), add cost from Versteel quotation

PVC Color Match can be the selection of a color that is available from a Versteel supplier or a new custom color developed for the order. Minimum footage requirements mean that the amount of material needed for your order will effect the cost.

For PVC Color Matching you must supply a color reference sample. Versteel will review the sample for possible existing colors available and send a sample for customer approval. If no color match exists, a custom match will be developed and sampled for customer approval before a production schedule is established.

**Powder Coat Alternative**

**Call for quotation**

Specify code **OPA** (*Powder Coat Alternative*), add cost from Versteel quotation

Powder Coat Alternative is available from Versteel. The entire RAL color reference along with hundreds of other color and finishes are available.

For Powder Coat Alternative matching, you must supply a color reference sample, or an RAL number. Versteel will review the sample for possible existing colors available and send a sample for customer approval. If no color match exists a custom match can be developed. Call Versteel Customer Service for associated upcharges on custom color development.

**Stain Finish Match**

\$996 / one time charge per finish, per order

Specify code **OSM** (*Stain Finish Match*), add \$996.00 list per finish, per order

Alternative Stain Finishes are available for veneer and wood edged tops.

For Stain Finish Matching you must supply two 4" x 4" finish color and grain reference samples. An expertly finish matched sample will be provided for customer approval.

**Veneer and Wood Edge Alternatives**

**Call for quotation**

For veneer and wood edge requirements other than the standard plain sliced Ash, Cherry, Maple and Walnut, contact Versteel Customer Service. Versteel is adept at working with a host of domestic and exotic materials. From inlays, figures, pie cuts and special edge profiles, to custom fill levels and sheens, each top is created using the best of technology and old world craftsmanship. The items you only imagined or expected to only be available from a millwork shop are now just another part of your Versteel order. Call Versteel Customer Service for availability and quotation.

**Wood Finish Alternatives**

**Call for quotation**

When veneer tables are required to have a finish other than the standard natural grain fill level finish appearance, semi-filled or full-filled finishes are available by requesting a quote from Versteel. Call Versteel Customer Service for availability and quotation.

**Table Top and Edge Alternatives**

Table tops and/or edges can be produced in alternative materials if desired. Contact Versteel Customer Service for pricing and availability.

**Alternate Core Construction**

Alternate core constructions are available, including medium density fiberboard (MDF), and cores that contain no urea formaldehyde. Contact Versteel Customer Service for pricing and availability.

**NOTE** CUSTOMS OR ALTERNATIVES MAY AFFECT STANDARD PRODUCTION SCHEDULES

**Alternate Table Height 32" and Under****\$196 / table**

Specify code **BAH** (*Alternate Height 32" and under*), indicate desired table height (32" or less), add \$196.00 list per table

Suggested typing height table is 26 ¾"  
Suggested wheelchair height table is 32"  
Suggested stand up height table is 42"

**NOTE** FOR OTHER TABLE HEIGHT REQUIREMENTS CONTACT VERSTEEL CUSTOMER SERVICE FOR STRUCTURAL DETAILS, PRICING AND AVAILABILITY

**NOTE** NOT ALL ELIGA TABLES ARE AVAILABLE WITH AN ALTERNATE TABLE HEIGHT. REFER TO PRICING PAGES OR CONTACT VERSTEEL CUSTOMER SERVICE.

**Casters - Dual Hard Wheel Black Hard or Soft****\$171 / table**

Specify code **CAS55** (Hard Wheel) or **CAS57** (Soft Wheel), add \$171.00 list per table

Dual wheel, black, 2" diameter, standard locking casters are available on X1 and TE base styles. Each is fitted into a reinforced caster receiver and must be specified at time of order. Caster option does not change the overall height of the table. See individual product pages for availability and ordering code.

**Mix - Dual Hard Wheel Casters & Glides****\$163 / table**

Specify code **BMD** (*Mix - Dual Hard Wheel Casters & Glides*), add \$163.00 list per table

Tables with TE bases can be specified with dual hard wheel, black, 2" diameter, standard locking casters on half of the table, with glides on the other half. Each caster is fitted into a reinforced receiver and must be specified at time of order. Mix option does not change the overall height of the table.

**Casters - Dual Wheel Black Hard****\$171 / table**

Specify code **CAS50** (Hard Wheel), add \$171.00 list per table

Dual wheel, black, 2.15" diameter, standard locking casters are available on E1 and E2 base styles. Each is fitted into a reinforced caster receiver and must be specified at time of order. Caster option does not change the overall height of the table. See individual product pages for availability and ordering code.

**Self-Leveling Glides****\$49 / table**

Specify code **GLD04** (*Self-Leveling Glides*), add \$49.00 list per table

Self-Leveling Glides replace standard glides. This option allows the table to automatically compensate up to ½" for floors that are not level. Self-leveling glides increase overall table height by ¾". See individual product pages for availability.



**Top Custom Cutout**

**\$120 / cutout**

Specify code **TCC** (Top Custom Cutout), add \$120.00 list per cutout

Top Custom Cutout requires a drawing for production and is subject to approvals.

**Table Link**

**\$251 / table**

Specify code **TLK** (Table Link), add \$251.00 list per table

Table Link is for linking Versteel table configurations in typical room situations. Table link will prevent the accidental disconnection of power supply to adjacent tables. Available on tables with PVC, 3mm Wood, Wood Square, Wood Fluted and Ergo user side edge details.



Closed end link brackets are provided for tops without bases or tables with a base that does not allow the table to stand alone.



**Table Link - Ends Only**

**\$135 / table**

Specify code **TLE** (Table Link - Ends Only), add \$135.00 list per table

Table Link is for linking Versteel table configurations in typical room situations. Specify Table Link - Ends Only when your configuration requires linking on the table ends only. Available on tables with PVC, 3mm Wood, Wood Square, Wood Fluted and Ergo user side edge details. Table Link - Ends Only is included with electrical package options. This will prevent the accidental disconnection of power supply to adjacent tables.





**Questions?**

800 876 2120

|                       |                 |                  |                         |                |                       |
|-----------------------|-----------------|------------------|-------------------------|----------------|-----------------------|
| top ><br>edge >       | Laminate<br>PVC | Laminate<br>Wood | Laminate<br>1 1/4" Wood | Veneer<br>Wood | Veneer<br>1 1/4" Wood |
|                       | Flat            | Flat             | Square                  | Flat           | Square                |
|                       |                 |                  |                         |                |                       |
| edge ordering code >  | <b>LP7R</b>     | <b>LW7R</b>      | <b>LWS7</b>             | <b>VW7R</b>    | <b>VWS7</b>           |
| top thickness >       | 1"              | 1"               | 1"                      | 1"             | 1"                    |
|                       |                 |                  |                         |                |                       |
| top thickness price > | 1"              | 1"               | 1"                      | 1"             | 1"                    |

| Base Style |  | Table Description | Model #             | Product Wt | 1"   | 1"   | 1"   | 1"   | 1"   |
|------------|--|-------------------|---------------------|------------|------|------|------|------|------|
| <br>X1     |  | 24 Fix            | <b>EGX1 24RDFX</b>  | 30         | 992  | 1363 | 1736 | 2066 | 2206 |
|            |  | 30 Fix            | <b>EGX1 30RDFX</b>  | 35         | 1135 | 1603 | 2069 | 2428 | 2555 |
|            |  | 36 Fix            | <b>EGX1 36RDFX</b>  | 44         | 1310 | 1869 | 2428 | 2570 | 2752 |
|            |  | 42 Fix            | <b>EGX1 42RDFX</b>  | 53         | 1562 | 2209 | 2860 | 3111 | 3344 |
|            |  | 48 Fix            | <b>EGX1 48RDFX</b>  | 64         | 1590 | 2337 | 3081 | 3637 | 3924 |
| <br>X1S    |  | 24 Stand Fix      | <b>EGXIS 24RDFX</b> | 37         | 1028 | 1399 | 1774 | 2102 | 2244 |
|            |  | 30 Stand Fix      | <b>EGXIS 30RDFX</b> | 44         | 1166 | 1633 | 2098 | 2459 | 2633 |
|            |  | 36 Stand Fix      | <b>EGXIS 36RDFX</b> | 52         | 1341 | 1900 | 2459 | 2602 | 2782 |
|            |  | 42 Stand Fix      | <b>EGXIS 42RDFX</b> | 62         | 1589 | 2239 | 2892 | 3140 | 3372 |
|            |  | 48 Stand Fix      | <b>EGXIS 48RDFX</b> | 73         | 1620 | 2365 | 3110 | 3675 | 3955 |

**Note:** Eliga X bases with power and data ship with modified top plates. Contact Versteel Customer Service for application specifics.

**Note:** Casters not available on stand up height.

**To Order, Specify...**

- 1 Model Number
- 2 Top Material
- 3 Edge Style and Thickness
- 4 Edge Color
- 5 Base Color
- 6 Additional Options



**Base Options**

|  | <b>Code</b> | <b>Price</b> |
|--|-------------|--------------|
| Casters (4), Dual Wheel Black Hard Wheel ..... | .CAS55      | \$ 171       |
| Casters (4), Dual Wheel Black Soft Wheel ..... |             |              |
| Available on X1 base .....                     | .CAS57      | \$ 171       |
| Self-Leveling Glides (4) .....                 | .GLD04      | \$ 49        |

**Finish Options**

|   |        |
|---|--------|
| Chrome .....  | \$ 649 |
| Nickel .....  | \$ 710 |
| Powder Coat, Standard .....   | n/c    |
| Powder Coat, Premium .....  | \$ 165 |
| Platinum .....  | \$ 488 |
| <small>Transparent Powder Coat available by sample approval</small> |        |

**Top Options**

|                                  |     |        |
|----------------------------------|-----|--------|
| Special Laminate .....           | TSP | call   |
| Custom Cutout (per cutout) ..... | TCC | \$ 120 |

**Power + Data Options**

Please reference the Power + Data Price List

**NOTE** HEMISPHERE AND NODE ARE RECOMMENDED FOR USE WITH ELIGA X BASES

**Wire Management Options**

|   |     |       |
|---|-----|-------|
| 1 Round Grommet, Provide Location Print ..... | WRG | \$ 76 |
|---|-----|-------|



**Questions?**

800 876 2120

top >  
edge >

edge ordering code (square corner) >  
top thickness >

|                          | Laminate PVC      | Laminate Wood       | Laminate 1 1/4" Wood | Veneer Wood       | Veneer 1 1/4" Wood |      |      |      |
|--------------------------|-------------------|---------------------|----------------------|-------------------|--------------------|------|------|------|
|                          | Flat              | Flat                | Square               | Flat              | Square             |      |      |      |
|                          |                   |                     |                      |                   |                    |      |      |      |
|                          | <b>LP7S</b><br>1" | <b>LW7S</b><br>1"   | <b>LWS7</b><br>1"    | <b>VW7S</b><br>1" | <b>VWS7</b><br>1"  |      |      |      |
|                          |                   |                     |                      |                   |                    |      |      |      |
| top thickness price >    | 1"                | 1"                  | 1"                   | 1"                | 1"                 |      |      |      |
| <b>Base Style</b>        |                   |                     |                      |                   |                    |      |      |      |
| <b>Table Description</b> |                   |                     |                      |                   |                    |      |      |      |
| <b>Model #</b>           |                   |                     |                      |                   |                    |      |      |      |
| <b>Product Wt</b>        |                   |                     |                      |                   |                    |      |      |      |
| <b>XI</b>                | 24 Fix            | <b>EGXI 24SQFX</b>  | 33                   | 992               | 1363               | 1736 | 2066 | 2206 |
|                          | 30 Fix            | <b>EGXI 30SQFX</b>  | 40                   | 1135              | 1603               | 2069 | 2428 | 2555 |
|                          | 36 Fix            | <b>EGXI 36SQFX</b>  | 50                   | 1310              | 1869               | 2428 | 2570 | 2752 |
|                          | 42 Fix            | <b>EGXI 42SQFX</b>  | 60                   | 1562              | 2209               | 2860 | 3111 | 3344 |
|                          | 48 Fix            | <b>EGXI 48SQFX</b>  | 75                   | 1590              | 2337               | 3081 | 3637 | 3924 |
| <b>XIS</b>               | 24 Stand Fix      | <b>EGXIS 24SQFX</b> | 40                   | 1028              | 1399               | 1774 | 2102 | 2244 |
|                          | 30 Stand Fix      | <b>EGXIS 30SQFX</b> | 49                   | 1166              | 1633               | 2098 | 2459 | 2633 |
|                          | 36 Stand Fix      | <b>EGXIS 36SQFX</b> | 58                   | 1341              | 1900               | 2459 | 2602 | 2782 |
|                          | 42 Stand Fix      | <b>EGXIS 42SQFX</b> | 69                   | 1589              | 2239               | 2892 | 3140 | 3372 |
|                          | 48 Stand Fix      | <b>EGXIS 48SQFX</b> | 84                   | 1620              | 2365               | 3110 | 3675 | 3955 |



XI



XIS

**Note:** Eliga X bases with power and data ship with modified top plates. Contact Versteel Customer Service for application specifics.

**Note:** Casters not available on stand up height.

**To Order, Specify...**

- 1 Model Number
- 2 Top Material
- 3 Edge Style and Thickness
- 4 Edge Color
- 5 Base Color
- 6 Additional Options





| <b>Base Options</b>                            | <b>Code</b> | <b>Price</b> |
|--|-------------|--------------|
| Casters (4), Dual Wheel Black Hard Wheel ..... | .CAS55      | \$ 171       |
| Casters (4), Dual Wheel Black Soft Wheel ..... |             |              |
| Available on X1 base .....                     | .CAS57      | \$ 171       |
| Self-Leveling Glides (4) .....                 | .GLD04      | \$ 49        |

| <b>Finish Options</b>   |  |        |
|---|--|--------|
| Chrome .....  |  | \$ 649 |
| Nickel .....  |  | \$ 710 |
| Powder Coat, Standard .....   |  | n/c    |
| Powder Coat, Premium .....  |  | \$ 165 |
| Platinum .....  |  | \$ 488 |
| <small>Transparent Powder Coat available by sample approval</small> |  |        |

| <b>Top Options</b>               |     |        |
|----------------------------------|-----|--------|
| Special Laminate .....           | TSP | call   |
| Custom Cutout (per cutout) ..... | TCC | \$ 120 |






**Power + Data Options**  
Please reference the Power + Data Price List

**NOTE** HEMISPHERE AND NODE ARE RECOMMENDED FOR USE WITH ELIGA X BASES

| <b>Wire Management Options</b>                |     |       |
|---|-----|-------|
| 1 Round Grommet, Provide Location Print ..... | WRG | \$ 76 |



**Questions?**  
800 876 2120

|                   |                          |                         |                   | top ><br>edge >   | Laminate<br>PVC   | Laminate<br>Wood  | Laminate<br>1 1/4" Wood  | Veneer<br>Wood  | Veneer<br>1 1/4" Wood   |
|-------------------|--------------------------|-------------------------|-------------------|---|---|---|--|---|---|
|                   |                          |                         |                   |   | Flat  | Flat  | Square   | Flat  | Square  |
|                   |                          |                         |                   |   |  |  |  |  |  |
|                   |                          |                         |                   | edge ordering code (square corner) ><br>top thickness > | <b>LP7S</b><br>1"   | <b>LW7S</b><br>1"   | <b>LWS7</b><br>1"  | <b>VW7S</b><br>1"   | <b>VWS7</b><br>1"   |
|                   |                          |                         |                   |   |   |   |  |   |   |
|                   |                          |                         |                   | top thickness price >                                   | 1"  | 1"  | 1"   | 1"  | 1"  |
| <b>Base Style</b> | <b>Table Description</b> | <b>Model #</b>          | <b>Product Wt</b> |   |   |   |  |   |   |
| EI                | 18 x 48 Fix              | <b>EGE1 1848REFX</b>    | 46                | 933   | 1409  | 1939  | 2114   | 2284  |   |
|                   | 18 x 48 Fix w/FixMod     | <b>EGE1 1848REFX XM</b> | 61                | 1336  | 1811  | 2344  | 2517   | 2689  |   |
|                   | 18 x 60 Fix              | <b>EGE1 1860REFX</b>    | 55                | 1268  | 1860  | 2489  | 2843   | 3066  |   |
|                   | 18 x 60 Fix w/FixMod     | <b>EGE1 1860REFX XM</b> | 70                | 1670  | 2262  | 2892  | 3246   | 3472  |   |
|                   | 18 x 72 Fix              | <b>EGE1 1872REFX</b>    | 64                | 1444  | 2111  | 2836  | 3295   | 3557  |   |
|                   | 18 x 72 Fix w/FixMod     | <b>EGE1 1872REFX XM</b> | 79                | 2009  | 2675  | 3399  | 3860   | 4122  |   |
|                   | 18 x 84 Fix              | <b>EGE1 1884REFX</b>    | 73                | 1869  | 2602  | 3424  | 3830   | 4128  |   |
|                   | 18 x 84 Fix w/FixMod     | <b>EGE1 1884REFX XM</b> | 88                | 2434  | 3165  | 3989  | 4397   | 4693  |   |
|                   | 18 x 96 Fix              | <b>EGE1 1896REFX</b>    | 82                | 1933  | 2771  | 3688  | 4244   | 4576  |   |
|                   | 18 x 96 Fix w/FixMod     | <b>EGE1 1896REFX XM</b> | 97                | 2499  | 3335  | 4253  | 4808   | 5141  |   |

**To Order, Specify...**

- 1 Model Number
- 2 Top Material
- 3 Edge Style and Thickness
- 4 Edge Color
- 5 Base Color
- 6 Additional Options



**Base Options**

|   | <b>Code</b> | <b>Price</b> |
|---|-------------|--------------|
| Alternate Table Height 32" & Under..... | BAH         | \$ 196       |
| Alternate Table Height 32" & Over.....  | BSP         | call         |
| Casters (4), Dual Wheel Black           |             |              |
| Hard Wheel (to 72" length).....         | CAS50       | \$ 171       |

**Finish Options**

|   |        |
|---|--------|
| Chrome .....  | \$ 649 |
| Nickel.....   | \$ 710 |
| Powder Coat, Standard .....   | n/c    |
| Powder Coat, Premium.....   | \$ 165 |
| Platinum.....   | \$ 488 |
| <small>Transparent Powder Coat available by sample approval</small> |        |

**Top Options**

|                                   |     |        |
|-----------------------------------|-----|--------|
| Table Link (all four sides) ..... | TLK | \$ 251 |
| Table Link (18" ends only) .....  | TLE | \$ 135 |
| Special Laminate.....             | TSP | call   |
| Custom Cutout (per cutout) .....  | TCC | \$ 120 |

**Power + Data Options**

Please reference the Power + Data Price List

**Wire Management Options**

|   |     |       |
|---|-----|-------|
| 1 Oval Brush Grommet, Provide Location Print..... | WOG | \$ 97 |
| 1 Round Grommet, Provide Location Print .....     | WRG | \$ 76 |
| Eliga Wire Manager (each).....                    | WEL | \$ 56 |





**Base Options**

|   | <b>Code</b> | <b>Price</b> |
|---|-------------|--------------|
| Alternate Table Height 32" & Under..... | BAH         | \$ 196       |
| Alternate Table Height 32" & Over.....  | BSP         | call         |
| Casters (4), Dual Wheel Black           |             |              |
| Hard Wheel (to 72" length).....         | CAS50       | \$ 171       |

**Finish Options**

|   |    |     |
|---|----|-----|
| Chrome .....  | \$ | 649 |
| Nickel.....   | \$ | 710 |
| Powder Coat, Standard .....   |    | n/c |
| Powder Coat, Premium.....   | \$ | 165 |
| Platinum.....   | \$ | 488 |
| <small>Transparent Powder Coat available by sample approval</small> |    |     |

**Top Options**

|                                   |     |        |
|-----------------------------------|-----|--------|
| Table Link (all four sides) ..... | TLK | \$ 251 |
| Table Link (24" ends only).....   | TLE | \$ 135 |
| Special Laminate.....             | TSP | call   |
| Custom Cutout (per cutout) .....  | TCC | \$ 120 |

**Power + Data Options**

Please reference the Power + Data Price List

**Wire Management Options**

|   |     |       |
|---|-----|-------|
| 1 Oval Brush Grommet, Provide Location Print..... | WOG | \$ 97 |
| 1 Round Grommet, Provide Location Print .....     | WRG | \$ 76 |
| Eliga Wire Manager (each).....                    | WEL | \$ 56 |



**Questions?**

800 876 2120

| Base Style | Table Description    | Model #                 | Product Wt | top thickness price > |      |      |      |      |  |
|------------|----------------------|-------------------------|------------|-----------------------|------|------|------|------|--|
|            |                      |                         |            | 1"                    | 1"   | 1"   | 1"   | 1"   |  |
| EI         | 30 x 48 Fix          | <b>EGE1 3048REFX</b>    | 63         | 1444                  | 2073 | 2700 | 3211 | 3449 |  |
|            | 30 x 48 Fix w/FixMod | <b>EGE1 3048REFX XM</b> | 78         | 1848                  | 2474 | 3105 | 3618 | 3854 |  |
|            | 30 x 60 Fix          | <b>EGE1 3060REFX</b>    | 76         | 1579                  | 2307 | 3031 | 3972 | 4285 |  |
|            | 30 x 60 Fix w/FixMod | <b>EGE1 3060REFX XM</b> | 91         | 1982                  | 2708 | 3432 | 4375 | 4688 |  |
|            | 30 x 72 Fix          | <b>EGE1 3072REFX</b>    | 89         | 1774                  | 2594 | 3420 | 4509 | 4875 |  |
|            | 30 x 72 Fix w/FixMod | <b>EGE1 3072REFX XM</b> | 104        | 2339                  | 3159 | 3984 | 5072 | 5439 |  |
|            | 30 x 84 Fix          | <b>EGE1 3084REFX</b>    | 102        | 2121                  | 3039 | 3959 | 5076 | 5497 |  |
|            | 30 x 84 Fix w/FixMod | <b>EGE1 3084REFX XM</b> | 117        | 2686                  | 3603 | 4524 | 5640 | 6062 |  |
|            | 30 x 96 Fix          | <b>EGE1 3096REFX</b>    | 115        | 2186                  | 3203 | 4218 | 5689 | 6165 |  |
|            | 30 x 96 Fix w/FixMod | <b>EGE1 3096REFX XM</b> | 130        | 2749                  | 3766 | 4782 | 6255 | 6731 |  |
|            |                      |                         |            |                       |      |      |      |      |  |
|            |                      |                         |            |                       |      |      |      |      |  |
|            |                      |                         |            |                       |      |      |      |      |  |
|            |                      |                         |            |                       |      |      |      |      |  |

top >  
edge >

Laminate  
PVC

Laminate  
Wood

Laminate  
1 1/2" Wood

Veneer  
Wood

Veneer  
1 1/2" Wood

Flat

Flat

Square

Flat

Square



edge ordering code (square corner) >  
top thickness >

**LP7S**  
1"

**LW7S**  
1"

**LWS7**  
1"

**VW7S**  
1"

**VWS7**  
1"

top thickness price >

1"

1"

1"

1"

1"

**To Order, Specify...**

- 1 Model Number
- 2 Top Material
- 3 Edge Style and Thickness
- 4 Edge Color
- 5 Base Color
- 6 Additional Options



**Base Options**

|  | <b>Code</b> | <b>Price</b> |
|--|-------------|--------------|
| Alternate Table Height 32" & Under.....                          | BAH         | \$ 196       |
| Alternate Table Height 32" & Over.....                           | BSP         | call         |
| Casters (4), Dual Wheel Black<br>Hard Wheel (to 72" length)..... | CAS50       | \$ 171       |

**Finish Options**

|                             |    |     |
|-----------------------------|----|-----|
| Chrome .....                | \$ | 649 |
| Nickel.....                 | \$ | 710 |
| Powder Coat, Standard ..... |    | n/c |
| Powder Coat, Premium.....   | \$ | 165 |
| Platinum.....               | \$ | 488 |

Transparent Powder Coat available by sample approval

**Top Options**

|                                   |     |        |
|-----------------------------------|-----|--------|
| Table Link (all four sides) ..... | TLK | \$ 251 |
| Table Link (30" ends only) .....  | TLE | \$ 135 |
| Special Laminate.....             | TSP | call   |
| Custom Cutout (per cutout) .....  | TCC | \$ 120 |

**Power + Data Options**

Please reference the Power + Data Price List

**Wire Management Options**

|   |     |       |
|---|-----|-------|
| 1 Oval Brush Grommet, Provide Location Print..... | WOG | \$ 97 |
| 1 Round Grommet, Provide Location Print .....     | WRG | \$ 76 |
| Eliga Wire Manager (each).....                    | WEL | \$ 56 |







**Base Options**

**Code Price**

|                                 |       |        |
|---------------------------------|-------|--------|
| Casters (4), Dual Wheel Black   |       |        |
| Hard Wheel (to 72" length)..... | CAS50 | \$ 171 |

**Finish Options**

|                             |  |        |
|-----------------------------|--|--------|
| Chrome .....                |  | \$ 649 |
| Nickel.....                 |  | \$ 710 |
| Powder Coat, Standard ..... |  | n/c    |
| Powder Coat, Premium.....   |  | \$ 165 |
| Platinum.....               |  | \$ 488 |

Transparent Powder Coat available by sample approval

**Top Options**

|                                  |     |        |
|----------------------------------|-----|--------|
| Table Link (24" ends only).....  | TLE | \$ 135 |
| Special Laminate.....            | TSP | call   |
| Custom Cutout (per cutout) ..... | TCC | \$ 120 |

**Power + Data Options**

|   |      |        |
|---|------|--------|
| Eliga Power (specify location)                  |      |        |
| located in frame, not on table top (each) ..... | EGI  | \$ 488 |
| Power Infeed (each).....                        | HNPU | \$ 450 |

**Wire Management Options**

|                                |     |       |
|--------------------------------|-----|-------|
| Eliga Wire Manager (each)..... | WEL | \$ 56 |
|--------------------------------|-----|-------|



**Questions?**

800 876 2120

| Base Style                                     | Table Description | Model #         | Product Wt | top thickness price > |       |       |       |       |
|--|-------------------|-----------------|------------|-----------------------|-------|-------|-------|-------|
|  |                   |                 |            | 1"                    | 1"    | 1"    | 1"    | 1"    |
| E6S<br>E5S<br>E6S/E5S<br>Standard Height (42") | 42 x 72 Fix       | EGE6S 4272REFX  | 138        | 3088                  | 3972  | 4856  | 5972  | 6395  |
|  | 42 x 84 Fix       | EGE5S 4284REFX  | 213        | 3552                  | 4530  | 5506  | 6581  | 7058  |
|  | 42 x 96 Fix       | EGE5S 4296REFX  | 233        | 3622                  | 4693  | 5762  | 7238  | 7780  |
|  | 48 x 60 Fix       | EGE5S 4860REFX  | 172        | 2517                  | 3354  | 4192  | 5339  | 5733  |
|  | 48 x 72 Fix       | EGE5S 4872REFX  | 194        | 2796                  | 3727  | 4654  | 6123  | 6590  |
|  | 48 x 84 Fix       | EGE5S 4884REFX  | 216        | 3217                  | 4243  | 5266  | 6798  | 7336  |
|  | 48 x 96 Fix       | EGE5S 4896REFX  | 252        | 3665                  | 4782  | 5896  | 7895  | 8504  |
|  | 48 x 120 Fix      | EGE5S 48120REFX | 366        | 5668                  | 6972  | 8276  | 12227 | 13101 |
|  | 48 x 144 Fix      | EGE5S 48144REFX | 422        | 6216                  | 7704  | 9192  | 14576 | 15680 |
|  | 48 x 192 Fix      | EGE5S 48192REFX | 515        | 7201                  | 9060  | 10924 | 17462 | 18840 |
|  | 60 x 72 Fix       | EGE5S 6072REFX  | 229        | 3276                  | 4448  | 5865  | 7464  | 8054  |
|  | 60 x 84 Fix       | EGE5S 6084REFX  | 251        | 3704                  | 4937  | 6606  | 8013  | 8658  |
|  | 60 x 96 Fix       | EGE5S 6096REFX  | 273        | 3798                  | 5138  | 6341  | 8876  | 9604  |
|  | 60 x 120 Fix      | EGE5S 60120REFX | 411        | 5948                  | 7344  | 8740  | 13596 | 14606 |
|  | 60 x 144 Fix      | EGE5S 60144REFX | 475        | 6575                  | 8158  | 9738  | 16539 | 17836 |
|  | 60 x 192 Fix      | EGE5S 60192REFX | 584        | 7672                  | 9627  | 11581 | 20092 | 21731 |
|  | 60 x 240 Fix      | EGE5S 60240REFX | 685        | 9181                  | 11506 | 13832 | 23951 | 25899 |

top >  
edge >

edge ordering code (square corner) >  
top thickness >

| Laminate PVC      | Laminate Wood     | Laminate 1 1/4" Wood | Veneer Wood       | Veneer 1 1/4" Wood |
|-------------------|-------------------|----------------------|-------------------|--------------------|
| Flat              | Flat              | Square               | Flat              | Square             |
|                   |                   |                      |                   |                    |
| <b>LP7S</b><br>1" | <b>LW7S</b><br>1" | <b>LWS7</b><br>1"    | <b>VW7S</b><br>1" | <b>VWS7</b><br>1"  |

**To Order, Specify...**

- 1 Model Number
- 2 Top Material
- 3 Edge Style and Thickness
- 4 Edge Color
- 5 Base Color
- 6 Additional Options



**Finish Options**

|                             | <b>Code</b> | <b>Price</b> |
|-----------------------------|-------------|--------------|
| Chrome .....                |             | \$ 649       |
| Nickel .....                |             | \$ 710       |
| Powder Coat, Standard ..... |             | n/c          |
| Powder Coat, Premium .....  |             | \$ 165       |
| Platinum .....              |             | \$ 488       |

Transparent Powder Coat available by sample approval

**Top Options**

|                                  |     |        |
|----------------------------------|-----|--------|
| Special Laminate .....           | TSP | call   |
| Custom Cutout (per cutout) ..... | TCC | \$ 120 |

**Power + Data Options**

Please reference the Power + Data Price List

**Wire Management Options**

|  |     |       |
|--|-----|-------|
| 1 Oval Brush Grommet, Provide Location Print ..... | WOG | \$ 97 |
| 1 Round Grommet, Provide Location Print .....      | WRG | \$ 76 |
| Eliga Wire Manager (each) .....                    | WEL | \$ 56 |



**Questions?**

800 876 2120

|                       |                 |                  |                         |                |                       |
|-----------------------|-----------------|------------------|-------------------------|----------------|-----------------------|
| top ><br>edge >       | Laminate<br>PVC | Laminate<br>Wood | Laminate<br>1 1/4" Wood | Veneer<br>Wood | Veneer<br>1 1/4" Wood |
|                       | Flat            | Flat             | Square                  | Flat           | Square                |
|                       |                 |                  |                         |                |                       |
| edge ordering code >  | <b>LP7R</b>     | <b>LW7R</b>      | <b>LWS7</b>             | <b>VW7R</b>    | <b>VWS7</b>           |
| top thickness >       | 1"              | 1"               | 1"                      | 1"             | 1"                    |
|                       |                 |                  |                         |                |                       |
| top thickness price > | 1"              | 1"               | 1"                      | 1"             | 1"                    |

| Base Style                   | Table Description | Model #                | Product Wt | 1"    | 1"    | 1"    | 1"    | 1"    |
|------------------------------|-------------------|------------------------|------------|-------|-------|-------|-------|-------|
| E5S<br>Standard Height (42") | 42 x 84 Fix       | <b>EGE5S 4284RAFX</b>  | 175        | 3913  | 4888  | 5868  | 6748  | 7244  |
|                              | 42 x 96 Fix       | <b>EGE5S 4296RAFX</b>  | 192        | 4000  | 5069  | 6141  | 7394  | 7951  |
|                              | 48 x 96 Fix       | <b>EGE5S 4896RAFX</b>  | 221        | 4050  | 5166  | 6283  | 8088  | 8717  |
|                              | 48 x 120 Fix      | <b>EGE5S 48120RAFX</b> | 266        | 6141  | 7442  | 8747  | 12431 | 13325 |
|                              | 48 x 144 Fix      | <b>EGE5S 48144RAFX</b> | 390        | 6803  | 8291  | 9783  | 14901 | 16035 |
|                              | 60 x 144 Fix      | <b>EGE5S 60144RAFX</b> | 434        | 7233  | 8816  | 10395 | 16562 | 17859 |
|                              | 60 x 192 Fix      | <b>EGE5S 60192RAFX</b> | 540        | 8472  | 10425 | 12381 | 20092 | 21731 |
|                              | 60 x 240 Fix      | <b>EGE5S 60240RAFX</b> | 643        | 10131 | 12457 | 14782 | 24075 | 26034 |

**To Order, Specify...**

- ① Model Number
- ② Top Material
- ③ Edge Style and Thickness
- ④ Edge Color
- ⑤ Base Color
- ⑥ Additional Options



**Finish Options**

|                             | <b>Code</b> | <b>Price</b> |
|-----------------------------|-------------|--------------|
| Chrome .....                |             | \$ 649       |
| Nickel .....                |             | \$ 710       |
| Powder Coat, Standard ..... |             | n/c          |
| Powder Coat, Premium .....  |             | \$ 165       |
| Platinum .....              |             | \$ 488       |

Transparent Powder Coat available by sample approval

**Top Options**

|                                  |            |        |
|----------------------------------|------------|--------|
| Special Laminate .....           | <b>TSP</b> | call   |
| Custom Cutout (per cutout) ..... | <b>TCC</b> | \$ 120 |

**Power + Data Options**


Please reference the Power + Data Price List

**Wire Management Options**

|  |            |       |
|--|------------|-------|
| 1 Oval Brush Grommet, Provide Location Print ..... | <b>WOG</b> | \$ 97 |
| 1 Round Grommet, Provide Location Print .....      | <b>WRG</b> | \$ 76 |
| Eliga Wire Manager (each) .....                    | <b>WEL</b> | \$ 56 |

**Eliga**






Boat + Arc Boat  
Gathering



**VERSTEEL**

**Questions?**

800 876 2120

| Base Style                   | Table Description | Model #                | Product Wt | top >                 | Laminate  | Laminate  | Laminate   | Veneer  | Veneer  |
|------------------------------|-------------------|------------------------|------------|-----------------------|---|---|--|---|---|
|                              |                   |                        |            | edge >                | PVC   | Wood  | 1 1/4" Wood  | Wood  | 1 1/4" Wood   |
|                              |                   |                        |            |                       | Flat  | Flat  | Square   | Flat  | Square  |
|                              |                   |                        |            | edge ordering code >  |  |  |  |  |  |
|                              |                   |                        |            | top thickness >       | 1"  | 1"  | 1"   | 1"  | 1"  |
|                              |                   |                        |            | top thickness price > | 1"  | 1"  | 1"   | 1"  | 1"  |
| E5S<br>Standard Height (42") | <b>Boat</b>       |                        |            |                       |   |   |  |   |   |
|                              | 42 x 48 x 96 Fix  | <b>EGE5S 4296BTFX</b>  | 242        | 3869                  | 4917  | 5959  | 7624   | 8214  |   |
|                              | 42 x 48 x 120 Fix | <b>EGE5S 42120BTFX</b> | 364        | 5836                  | 7053  | 8273  | 11721  | 12566   |   |
|                              | 42 x 48 x 144 Fix | <b>EGE5S 42144BTFX</b> | 409        | 6486                  | 7878  | 9269  | 13912  | 14973   |   |
|                              | 48 x 60 x 192 Fix | <b>EGE5S 48192BTFX</b> | 557        | 8283                  | 10108   | 11938   | 16894  | 18238   |   |
|                              | 48 x 60 x 240 Fix | <b>EGE5S 48240BTFX</b> | 652        | 9902                  | 12076   | 14250   | 23213  | 25112   |   |
|                              | <b>Arc Boat</b>   |                        |            |                       |   |   |  |   |   |
|                              | 42 x 48 x 96 Fix  | <b>EGE5S 4296ABFX</b>  | 239        | 3869                  | 4917  | 5959  | 7617   | 8208  |   |
|                              | 42 x 48 x 120 Fix | <b>EGE5S 42120ABFX</b> | 349        | 5836                  | 7053  | 8273  | 11541  | 12369   |   |
|                              | 42 x 48 x 144 Fix | <b>EGE5S 42144ABFX</b> | 404        | 6486                  | 7878  | 9269  | 13641  | 14673   |   |
|                              | 48 x 60 x 192 Fix | <b>EGE5S 48192ABFX</b> | 543        | 8283                  | 10108   | 11938   | 19009  | 20564   |   |
|                              | 48 x 60 x 240 Fix | <b>EGE5S 48240ABFX</b> | 647        | 9902                  | 12076   | 14250   | 22858  | 24725   |   |

**To Order, Specify...**

- 1 Model Number
- 2 Top Material
- 3 Edge Style and Thickness
- 4 Edge Color
- 5 Base Color
- 6 Additional Options



**Finish Options**

|                             | <b>Code</b> | <b>Price</b> |
|-----------------------------|-------------|--------------|
| Chrome .....                |             | \$ 649       |
| Nickel .....                |             | \$ 710       |
| Powder Coat, Standard ..... |             | n/c          |
| Powder Coat, Premium .....  |             | \$ 165       |
| Platinum .....              |             | \$ 488       |

Transparent Powder Coat available by sample approval

**Top Options**

|                                  |            |        |
|----------------------------------|------------|--------|
| Special Laminate .....           | <b>TSP</b> | call   |
| Custom Cutout (per cutout) ..... | <b>TCC</b> | \$ 120 |

**Power + Data Options**

Please reference the Power + Data Price List

**Wire Management Options**






|  |            |       |
|--|------------|-------|
| 1 Oval Brush Grommet, Provide Location Print ..... | <b>WOG</b> | \$ 97 |
| 1 Round Grommet, Provide Location Print .....      | <b>WRG</b> | \$ 76 |
| Eliga Wire Manager (each) .....                    | <b>WEL</b> | \$ 56 |



**Questions?**  
800 876 2120

top >  
edge >

edge ordering code (square corner) >  
top thickness >

|                                | Laminate<br>PVC   | Laminate<br>Wood  | Laminate<br>1 1/4" Wood  | Veneer<br>Wood  | Veneer<br>1 1/4" Wood   |       |       |       |
|--------------------------------|---|---|--|---|---|-------|-------|-------|
|                                | Flat<br> | Flat<br> | Square<br> | Flat<br> | Square<br> |       |       |       |
|                                | <b>LP7S</b><br>1"   | <b>LW7S</b><br>1"   | <b>LWS7</b><br>1"  | <b>VW7S</b><br>1"   | <b>VWS7</b><br>1"   |       |       |       |
|                                | 1"  | 1"  | 1"   | 1"  | 1"  |       |       |       |
| <b>Base Style</b>              |   |   |  |   |   |       |       |       |
| <b>Table Description</b>       |   |   |  |   |   |       |       |       |
| <b>Model #</b>                 |   |   |  |   |   |       |       |       |
| <b>Product Wt</b>              |   |   |  |   |   |       |       |       |
| E6                             | 42 x 72 Fix   | <b>EGE6 4272REFX</b>  | 128  | 3001  | 3886  | 4768  | 5887  | 6307  |
| E5                             | 42 x 84 Fix   | <b>EGE5 4284REFX</b>  | 203  | 3468  | 4444  | 5420  | 6493  | 6973  |
| E6/E5<br>Standard Height (29") | 42 x 96 Fix   | <b>EGE5 4296REFX</b>  | 242  | 3536  | 4605  | 5676  | 7152  | 7693  |
|                                | 48 x 96 Fix   | <b>EGE5 4896REFX</b>  | 252  | 3577  | 4696  | 5811  | 7809  | 8418  |
|                                | 48 x 120 Fix  | <b>EGE5 48120REFX</b>   | 346  | 5456  | 6760  | 8063  | 12014 | 12888 |
|                                | 48 x 144 Fix  | <b>EGE5 48144REFX</b>   | 402  | 6077  | 7568  | 9056  | 14442 | 15543 |
|                                | 48 x 192 Fix  | <b>EGE5 48192REFX</b>   | 495  | 6966  | 8827  | 10688 | 17227 | 18603 |
|                                | 60 x 120 Fix  | <b>EGE5 60120REFX</b>   | 391  | 5911  | 7306  | 8702  | 13560 | 14570 |
|                                | 60 x 144 Fix  | <b>EGE5 60144REFX</b>   | 455  | 6539  | 8121  | 9703  | 16500 | 17798 |
|                                | 60 x 192 Fix  | <b>EGE5 60192REFX</b>   | 564  | 7561  | 9514  | 11470 | 19981 | 21620 |
|                                | 60 x 240 Fix  | <b>EGE5 60240REFX</b>   | 665  | 9091  | 11419   | 13745 | 23863 | 25810 |

**To Order, Specify...**

- 1 Model Number
- 2 Top Material
- 3 Edge Style and Thickness
- 4 Edge Color
- 5 Base Color
- 6 Additional Options





**Finish Options**

|                             | <b>Code</b> | <b>Price</b> |
|-----------------------------|-------------|--------------|
| Chrome .....                |             | \$ 649       |
| Nickel .....                |             | \$ 710       |
| Powder Coat, Standard ..... |             | n/c          |
| Powder Coat, Premium .....  |             | \$ 165       |
| Platinum .....              |             | \$ 488       |

Transparent Powder Coat available by sample approval

**Top Options**

|                                  |     |        |
|----------------------------------|-----|--------|
| Special Laminate .....           | TSP | call   |
| Custom Cutout (per cutout) ..... | TCC | \$ 120 |

**Power + Data Options**

Please reference the Power + Data Price List

**Wire Management Options**

|  |     |       |
|--|-----|-------|
| 1 Oval Brush Grommet, Provide Location Print ..... | WOG | \$ 97 |
| 1 Round Grommet, Provide Location Print .....      | WRG | \$ 76 |
| Eliga Wire Manager (each) .....                    | WEL | \$ 56 |



**Questions?**

800 876 2120

|                       |                 |                  |                         |                |                       |
|-----------------------|-----------------|------------------|-------------------------|----------------|-----------------------|
| top ><br>edge >       | Laminate<br>PVC | Laminate<br>Wood | Laminate<br>1 1/4" Wood | Veneer<br>Wood | Veneer<br>1 1/4" Wood |
|                       | Flat            | Flat             | Square                  | Flat           | Square                |
|                       |                 |                  |                         |                |                       |
| edge ordering code >  | <b>LP7R</b>     | <b>LW7R</b>      | <b>LWS7</b>             | <b>VW7R</b>    | <b>VWS7</b>           |
| top thickness >       | 1"              | 1"               | 1"                      | 1"             | 1"                    |
|                       |                 |                  |                         |                |                       |
| top thickness price > | 1"              | 1"               | 1"                      | 1"             | 1"                    |

| Base Style                  | Table Description | Model #               | Product Wt | 1"   | 1"   | 1"   | 1"    | 1"    |
|-----------------------------|-------------------|-----------------------|------------|------|------|------|-------|-------|
| E5<br>Standard Height (29') | 42 x 84 Fix       | <b>EGE5 4284RAFX</b>  | 165        | 3827 | 4803 | 5780 | 6663  | 7157  |
|                             | 42 x 96 Fix       | <b>EGE5 4296RAFX</b>  | 182        | 3913 | 4984 | 6051 | 7306  | 7864  |
|                             | 48 x 96 Fix       | <b>EGE5 4896RAFX</b>  | 211        | 3963 | 5080 | 6195 | 8002  | 8627  |
|                             | 48 x 120 Fix      | <b>EGE5 48120RAFX</b> | 256        | 6051 | 7355 | 8658 | 12345 | 13237 |
|                             | 48 x 144 Fix      | <b>EGE5 48144RAFX</b> | 370        | 6693 | 8181 | 9671 | 14788 | 15923 |

**To Order, Specify...**

- 1 Model Number
- 2 Top Material
- 3 Edge Style and Thickness
- 4 Edge Color
- 5 Base Color
- 6 Additional Options



**Finish Options**

|                             | <b>Code</b> | <b>Price</b> |
|-----------------------------|-------------|--------------|
| Chrome .....                |             | \$ 649       |
| Nickel .....                |             | \$ 710       |
| Powder Coat, Standard ..... |             | n/c          |
| Powder Coat, Premium .....  |             | \$ 165       |
| Platinum .....              |             | \$ 488       |

Transparent Powder Coat available by sample approval

**Top Options**

|                                  |            |        |
|----------------------------------|------------|--------|
| Special Laminate .....           | <b>TSP</b> | call   |
| Custom Cutout (per cutout) ..... | <b>TCC</b> | \$ 120 |

**Power + Data Options**

Please reference the Power + Data Price List

**Wire Management Options**






|  |            |       |
|--|------------|-------|
| 1 Oval Brush Grommet, Provide Location Print ..... | <b>WOG</b> | \$ 97 |
| 1 Round Grommet, Provide Location Print .....      | <b>WRG</b> | \$ 76 |
| Eliga Wire Manager (each) .....                    | <b>WEL</b> | \$ 56 |

**Eliga**  
Boat + Arc Boat  
Conference



**VERSTEEL**

Questions?  
800 876 2120

| Base Style                  | Table Description | Model #               | Product Wt | top >                 | Laminate   | Laminate   | Laminate  | Veneer   | Veneer   |
|-----------------------------|-------------------|-----------------------|------------|-----------------------|--|--|---|--|--|
|                             |                   |                       |            | edge >                | PVC  | Wood   | 1 1/4" Wood   | Wood   | 1 1/4" Wood  |
|                             |                   |                       |            |                       | Flat   | Flat   | Square  | Flat   | Square   |
|                             |                   |                       |            | edge ordering code >  | <br><b>LP7R</b> | <br><b>LW7R</b> | <br><b>LWS7</b> | <br><b>VW7R</b> | <br><b>VWS7</b> |
|                             |                   |                       |            | top thickness >       | 1"   | 1"   | 1"  | 1"   | 1"   |
|                             |                   |                       |            | top thickness price > | 1"   | 1"   | 1"  | 1"   | 1"   |
| E5<br>Standard Height (29') | <b>Boat</b>       |                       |            |                       |  |  |   |  |  |
|                             | 42 x 48 x 96 Fix  | <b>EGE5 4296BTFX</b>  | 233        | 4055                  | 5173   | 6290   | 8070  | 8702   |  |
|                             | 42 x 48 x 120 Fix | <b>EGE5 42120BTFX</b> | 334        | 6158                  | 7462   | 8765   | 12457   | 13360  |  |
|                             | 42 x 48 x 144 Fix | <b>EGE5 42144BTFX</b> | 389        | 6828                  | 8317   | 9807   | 14777   | 15909  |  |
|                             | 48 x 60 x 192 Fix | <b>EGE5 48192BTFX</b> | 537        | 8752                  | 10705  | 12660  | 17965   | 19402  |  |
|                             | 48 x 60 x 240 Fix | <b>EGE5 48240BTFX</b> | 632        | 10507                 | 12835  | 15161  | 24750   | 26784  |  |
|                             | <b>Arc Boat</b>   |                       |            |                       |  |  |   |  |  |
|                             | 42 x 48 x 96 Fix  | <b>EGE5 4296ABFX</b>  | 229        | 4055                  | 5173   | 6290   | 8063  | 8698   |  |
|                             | 42 x 48 x 120 Fix | <b>EGE5 42120ABFX</b> | 329        | 6158                  | 7462   | 8765   | 12264   | 13147  |  |
|                             | 42 x 48 x 144 Fix | <b>EGE5 42144ABFX</b> | 384        | 6828                  | 8317   | 9807   | 14486   | 15588  |  |
|                             | 48 x 60 x 192 Fix | <b>EGE5 48192ABFX</b> | 523        | 8752                  | 10705  | 12660  | 20231   | 21892  |  |
|                             | 48 x 60 x 240 Fix | <b>EGE5 48240ABFX</b> | 627        | 10507                 | 12835  | 15161  | 24373   | 26369  |  |

**To Order, Specify...**

- 1 Model Number
- 2 Top Material
- 3 Edge Style and Thickness
- 4 Edge Color
- 5 Base Color
- 6 Additional Options



**Finish Options**

|                             | <b>Code</b> | <b>Price</b> |
|-----------------------------|-------------|--------------|
| Chrome .....                |             | \$ 649       |
| Nickel .....                |             | \$ 710       |
| Powder Coat, Standard ..... |             | n/c          |
| Powder Coat, Premium .....  |             | \$ 165       |
| Platinum .....              |             | \$ 488       |

Transparent Powder Coat available by sample approval

**Top Options**

|                                  |            |        |
|----------------------------------|------------|--------|
| Special Laminate .....           | <b>TSP</b> | call   |
| Custom Cutout (per cutout) ..... | <b>TCC</b> | \$ 120 |

**Power + Data Options**

Please reference the Power + Data Price List

**Wire Management Options**

|  |            |       |
|--|------------|-------|
| 1 Oval Brush Grommet, Provide Location Print ..... | <b>WOG</b> | \$ 97 |
| 1 Round Grommet, Provide Location Print .....      | <b>WRG</b> | \$ 76 |
| Eliga Wire Manager (each) .....                    | <b>WEL</b> | \$ 56 |








**Questions?**

800 876 2120

⊕ Indicates Number of Bases

edge ordering code (square corner) >  
top thickness >

top >  
edge >

|                             | Laminate<br>PVC   | Laminate<br>Wood  | Laminate<br>1 1/4" Wood  | Veneer<br>Wood  | Veneer<br>1 1/4" Wood   |      |      |      |
|-----------------------------|---|---|--|---|---|------|------|------|
|                             | Flat<br> | Flat<br> | Square<br> | Flat<br> | Square<br> |      |      |      |
|                             | <b>LP7S</b><br>1"   | <b>LW7S</b><br>1"   | <b>LWS7</b><br>1"  | <b>VW7S</b><br>1"   | <b>VWS7</b><br>1"   |      |      |      |
|                             |   |   |  |   |   |      |      |      |
|                             | 1"  | 1"  | 1"   | 1"  | 1"  |      |      |      |
| Base Style                  | Table Description   | Model #   | Product Wt   | 1"  | 1"  | 1"   | 1"   | 1"   |
| E7<br>Standard Height (29') | 48 x 72 Fix   | <b>EGE7 4872CDFX</b> ④  | 183  | 3169  | 4105  | 5327 | 6245 | 6698 |
|                             | 48 x 84 Fix   | <b>EGE7 4884CDFX</b> ④  | 207  | 3678  | 4906  | 6506 | 6940 | 7455 |
|                             | 48 x 96 Fix   | <b>EGE7 4896CDFX</b> ④  | 220  | 3807  | 5080  | 6743 | 7685 | 8268 |
|                             | 60 x 72 Fix   | <b>EGE7 6072CDFX</b> ④  | 223  | 3591  | 4775  | 6320 | 7288 | 7840 |
|                             | 60 x 84 Fix   | <b>EGE7 6084CDFX</b> ④  | 254  | 4063  | 5512  | 7405 | 8136 | 8771 |
|                             | 60 x 96 Fix   | <b>EGE7 6096CDFX</b> ④  | 284  | 4192  | 5688  | 7635 | 9044 | 9763 |

**To Order, Specify...**

- ① Model Number
- ② Top Material
- ③ Edge Style and Thickness
- ④ Edge Color
- ⑤ Base Color
- ⑥ Additional Options



**Finish Options**

|                             | <b>Code</b> | <b>Price</b> |
|-----------------------------|-------------|--------------|
| Chrome .....                |             | \$ 649       |
| Nickel .....                |             | \$ 710       |
| Powder Coat, Standard ..... |             | n/c          |
| Powder Coat, Premium .....  |             | \$ 165       |
| Platinum .....              |             | \$ 488       |

Transparent Powder Coat available by sample approval

**Top Options**

|                                  |     |        |
|----------------------------------|-----|--------|
| Special Laminate .....           | TSP | call   |
| Custom Cutout (per cutout) ..... | TCC | \$ 120 |

**Power + Data Options**

Please reference the Power + Data Price List

**Wire Management Options**

|  |     |       |
|--|-----|-------|
| 1 Oval Brush Grommet, Provide Location Print ..... | WOG | \$ 97 |
| 1 Round Grommet, Provide Location Print .....      | WRG | \$ 76 |
| Eliga Wire Manager (each) .....                    | WEL | \$ 56 |







**Finish Options**

|                             | <b>Code</b> | <b>Price</b> |
|-----------------------------|-------------|--------------|
| Chrome .....                |             | \$ 649       |
| Nickel .....                |             | \$ 710       |
| Powder Coat, Standard ..... |             | n/c          |
| Powder Coat, Premium .....  |             | \$ 165       |
| Platinum .....              |             | \$ 488       |

Transparent Powder Coat available by sample approval

**Top Options**

|                                  |            |        |
|----------------------------------|------------|--------|
| Special Laminate .....           | <b>TSP</b> | call   |
| Custom Cutout (per cutout) ..... | <b>TCC</b> | \$ 120 |

**Power + Data Options**

Please reference the Power + Data Price List

**Wire Management Options**

|  |            |       |
|--|------------|-------|
| 1 Oval Brush Grommet, Provide Location Print ..... | <b>WOG</b> | \$ 97 |
| 1 Round Grommet, Provide Location Print .....      | <b>WRG</b> | \$ 76 |
| Eliga Wire Manager (each) .....                    | <b>WEL</b> | \$ 56 |









**Questions?**  
800 876 2120

top >  
edge >

edge ordering code (square corner) >  
top thickness >

top thickness price >

|   | Laminate<br>PVC   | Laminate<br>Wood  | Laminate<br>1 1/4" Wood  | Veneer<br>Wood  | Veneer<br>1 1/4" Wood   |      |      |      |
|---|---|---|--|---|---|------|------|------|
|   | Flat<br> | Flat<br> | Square<br> | Flat<br> | Square<br> |      |      |      |
|   | <b>LP7S</b><br>1"   | <b>LW7S</b><br>1"   | <b>LWS7</b><br>1"  | <b>VW7S</b><br>1"   | <b>VWS7</b><br>1"   |      |      |      |
|   |   |   |  |   |   |      |      |      |
|   | 1"  | 1"  | 1"   | 1"  | 1"  |      |      |      |
| <b>Base Style</b>   | <b>Table Description</b>  | <b>Model #</b>  | <b>Product Wt</b>  |   |   |      |      |      |
| <br>TE | 24 x 48 Fix   | <b>EGTE 2448REFX</b>  | 55   | 1247  | 1697  | 1956 | 2573 | 2727 |
|   | 24 x 48 Slim-Tilt   | <b>EGTE 2448REST</b>  | 64   | 1767  | 2217  | 2468 | 3036 | 3239 |
|   | 24 x 60 Fix   | <b>EGTE 2460REFX</b>  | 63   | 1332  | 1819  | 2181 | 2780 | 3012 |
|   | 24 x 60 Slim-Tilt   | <b>EGTE 2460REST</b>  | 75   | 1849  | 2217  | 2780 | 3291 | 3523 |
|   | 24 x 72 Fix   | <b>EGTE 2472REFX</b>  | 70   | 1528  | 2134  | 2458 | 3012 | 3268 |
|   | 24 x 72 Slim-Tilt   | <b>EGTE 2472REST</b>  | 85   | 2041  | 2655  | 2968 | 3523 | 3780 |
|   | 24 x 84 Fix   | <b>EGTE 2484REFX</b>  | 94   | 1611  | 2364  | 2780 | 3302 | 3595 |
|   | 24 x 84 Slim-Tilt   | <b>EGTE 2484REST</b>  | 97   | 2128  | 2882  | 3291 | 3813 | 4105 |
|   | 24 x 90 Fix   | <b>EGTE 2490REFX</b>  | 100  | 1742  | 2567  | 3028 | 3598 | 3914 |
|   | 24 x 90 Slim-Tilt   | <b>EGTE 2490REST</b>  | 103  | 2269  | 3063  | 3541 | 4138 | 4422 |
| 24 x 96 Fix   | <b>EGTE 2496REFX</b>  | 105   | 1862   | 2726  | 3232  | 3706 | 4029 |      |
| 24 x 96 Slim-Tilt   | <b>EGTE 2496REST</b>  | 109   | 2378   | 3246  | 3744  | 4212 | 4543 |      |

**To Order, Specify...**

- 1 Model Number
- 2 Top Material
- 3 Edge Style and Thickness
- 4 Edge Color
- 5 Base Color
- 6 Additional Options



**Base Options**

**Code Price**

|                                 |       |        |
|---------------------------------|-------|--------|
| Casters (4), Dual Wheel Black   |       |        |
| Hard Wheel (to 72" length)..... | CAS55 | \$ 171 |
| Casters (4), Dual Wheel Black   |       |        |
| Soft Wheel (to 72" length)..... | CAS57 | \$ 171 |

**Finish Options**

|                             |  |        |
|-----------------------------|--|--------|
| Chrome .....                |  | \$ 649 |
| Nickel.....                 |  | \$ 710 |
| Powder Coat, Standard ..... |  | n/c    |
| Powder Coat, Premium.....   |  | \$ 165 |
| Platinum.....               |  | \$ 488 |

**Top Options**

|                                   |     |        |
|-----------------------------------|-----|--------|
| Table Link (all four sides) ..... | TLK | \$ 251 |
| Special Laminate.....             | TSP | call   |
| Custom Cutout (per cutout) .....  | TCC | \$ 120 |

**Power + Data Options**


Please reference the Power + Data Price List






**Wire Management Options**

|   |     |        |
|---|-----|--------|
| 1 Oval Brush Grommet, Location A .....            | WOA | \$ 97  |
| 2 Oval Brush Grommets, Location E .....           | WOE | \$ 194 |
| 1 Oval Brush Grommet, Provide Location Print..... | WOG | \$ 97  |
| 1 Round Grommet, Location A .....                 | WRA | \$ 76  |
| 2 Round Grommets, Location E.....                 | WRE | \$ 152 |
| 1 Round Grommet, Provide Location Print .....     | WRG | \$ 76  |



Questions?  
800 876 2120

| Base Style  | Table Description | Model #              | Product Wt | top thickness price > |      |      |      |      |
|---|-------------------|----------------------|------------|-----------------------|------|------|------|------|
|   |                   |                      |            | 1"                    | 1"   | 1"   | 1"   | 1"   |
|  | 30 x 48 Fix       | <b>EGTE 3048REFX</b> | 63         | 1375                  | 1846 | 2070 | 2782 | 3013 |
|   | 30 x 48 Slim-Tilt | <b>EGTE 3048REST</b> | 75         | 1895                  | 2364 | 2581 | 3294 | 3525 |
|   | 30 x 60 Fix       | <b>EGTE 3060REFX</b> | 73         | 1460                  | 2065 | 2377 | 3217 | 3328 |
|   | 30 x 60 Slim-Tilt | <b>EGTE 3060REST</b> | 87         | 1978                  | 2581 | 2885 | 3575 | 3837 |
|   | 30 x 72 Fix       | <b>EGTE 3072REFX</b> | 83         | 1573                  | 2283 | 2664 | 3406 | 3710 |
|   | 30 x 72 Slim-Tilt | <b>EGTE 3072REST</b> | 100        | 2086                  | 2798 | 3175 | 3920 | 4222 |
|   | 30 x 84 Fix       | <b>EGTE 3084REFX</b> | 109        | 1687                  | 2576 | 3179 | 3716 | 4051 |
|   | 30 x 84 Slim-Tilt | <b>EGTE 3084REST</b> | 114        | 2202                  | 3092 | 3542 | 4224 | 4560 |
|   | 30 x 90 Fix       | <b>EGTE 3090REFX</b> | 116        | 1800                  | 2780 | 3306 | 4046 | 4415 |
|   | 30 x 90 Slim-Tilt | <b>EGTE 3090REST</b> | 121        | 2309                  | 3238 | 3813 | 4552 | 4912 |
|   | 30 x 96 Fix       | <b>EGTE 3096REFX</b> | 122        | 1894                  | 2953 | 3518 | 4153 | 4536 |
|   | 30 x 96 Slim-Tilt | <b>EGTE 3096REST</b> | 128        | 2412                  | 3472 | 4029 | 4665 | 5049 |

| top ><br>edge >   | Laminate<br>PVC   | Laminate<br>Wood  | Laminate<br>1 1/4" Wood  | Veneer<br>Wood  | Veneer<br>1 1/4" Wood   |
|---|---|---|--|---|---|
|   | Flat<br> | Flat<br> | Square<br> | Flat<br> | Square<br> |
| edge ordering code (square corner) ><br>top thickness > | <b>LP7S</b><br>1"   | <b>LW7S</b><br>1"   | <b>LWS7</b><br>1"  | <b>VW7S</b><br>1"   | <b>VWS7</b><br>1"   |

**To Order, Specify...**

- 1 Model Number
- 2 Top Material
- 3 Edge Style and Thickness
- 4 Edge Color
- 5 Base Color
- 6 Additional Options



**Base Options**

**Code Price**

|                                 |       |        |
|---------------------------------|-------|--------|
| Casters (4), Dual Wheel Black   |       |        |
| Hard Wheel (to 72" length)..... | CAS55 | \$ 171 |
| Casters (4), Dual Wheel Black   |       |        |
| Soft Wheel (to 72" length)..... | CAS57 | \$ 171 |

**Finish Options**

|                             |  |        |
|-----------------------------|--|--------|
| Chrome .....                |  | \$ 649 |
| Nickel.....                 |  | \$ 710 |
| Powder Coat, Standard ..... |  | n/c    |
| Powder Coat, Premium.....   |  | \$ 165 |
| Platinum.....               |  | \$ 488 |

**Top Options**

|                                   |     |        |
|-----------------------------------|-----|--------|
| Table Link (all four sides) ..... | TLK | \$ 251 |
| Special Laminate.....             | TSP | call   |
| Custom Cutout (per cutout) .....  | TCC | \$ 120 |

**Power + Data Options**

Please reference the Power + Data Price List

**Wire Management Options**

|   |     |        |
|---|-----|--------|
| 1 Oval Brush Grommet, Location A .....            | WOA | \$ 97  |
| 2 Oval Brush Grommets, Location E .....           | WOE | \$ 194 |
| 1 Oval Brush Grommet, Provide Location Print..... | WOG | \$ 97  |
| 1 Round Grommet, Location A .....                 | WRA | \$ 76  |
| 2 Round Grommets, Location E.....                 | WRE | \$ 152 |
| 1 Round Grommet, Provide Location Print .....     | WRG | \$ 76  |

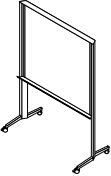
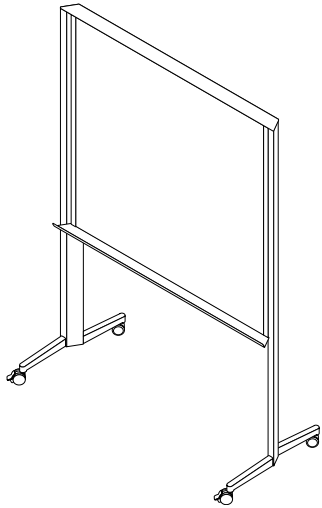
**Questions?**

800 876 2120

**Finish Options**

|                             |        |
|-----------------------------|--------|
| Powder Coat, Standard ..... | n/c    |
| Powder Coat, Premium .....  | \$ 165 |
| Platinum .....              | \$ 488 |

Transparent Powder Coats available by sample approval

|   | Description  | Model #   | Product Wt | Price |   |
|---|--------------|-----------|------------|-------|---|
|  | 21 x 48 x 69 | EG 4342WB | 90         | 3576  |  <p><b>Features</b><br/>                     Two sided magnetic dry erase writing surface<br/>                     Dual wheel locking caster only<br/>                     Integrated storage shelf on each side<br/>                     Writing surface dimensions: 42" w x 43" h<br/>                     Overall width: 48"<br/>                     Overall depth: 21"<br/>                     Overall height: 69"</p> |

**To Order, Specify...**

- 1 Model Number
- 2 Frame Color





**Entourage**

Create a complete conference area with cabinets, carts, wall boards and lecterns that coordinate with Versteel tables and seating. Available in a variety of sizes and configurations, the Entourage collection combines a powder coated steel frame for rigidity with laminate surfaces for durability or wood surfaces for warmth. Door construction allows for the insertion of 3form® panels. Many models and sizes are available with casters for mobility.

**Cabinet Doors**

Cabinet laminate doors are available with two different door options: all laminate doors or doors with a 5/16" Aluminum frame.

**Pulls**

Cabinets with doors are available with two different pull options. See pricing pages for styles and codes. Carts with doors will have a round knob pull.

**Casters and Glides**

The locking casters on the cabinets, carts and lecterns are grey two-tone soft wheel. An optional black caster is available, see page 186. Casters are not available on 48", 60" and 72" cabinets with floor doors or any 84" cabinets. Glides for the cabinets are adjustable and made of heavy duty steel.



**Laminate and Veneer, Standard Core Construction**

The standard top construction consists of 45-50 lb particleboard, surfaced with a high pressure laminate or plain sliced veneer face. A backer sheet is laminated to the underside of the top. Tops are shipped pre-drilled for field installation of bases and accessories.



**PVC Flat or Fluted Edge**

Edge of 2mm PVC hot melt banded to the top with 1/8" radius at the top and bottom. Available with 1 1/2" radius corners or square corners.



Offered in twenty-one (21) standard colors.



**Wood Flat or Fluted Edge**

Wood banding hot melt banded to the top with 1/8" radius at the top and bottom. Available with 1 1/2" radius corners or square corners.



Offered in Ash, Cherry, Maple or Walnut materials.



**Reverse Bevel Acrylic**

Edge of 2mm acrylic edge banding hot melt banded to MDF core. A reverse bevel is then cut into the edge exposing the MDF on the reverse bevel. The MDF is then clear coated.



**Wood Square or Fluted Edge**

Edge of 1 1/4" wide solid wood with softened top and bottom edges, and square, softened mitered corners.



Offered in Ash, Cherry, Maple or Walnut materials.



**Wood Bullnose Edge**

Edge of 1 1/4" wide solid wood with a full bullnose edge, and 1" radius mitered corners.



Offered in Ash, Cherry, Maple or Walnut materials.



**Wood Reverse Bevel Edge**

Edge of 2" wide solid wood designed with a reverse sloped edge on one side and a flat wood edge on the remaining three sides for all Entourage cabinets. When specified on Elements Conference the reverse bevel detail will be on all four sides with mitered corners. Available on 1 1/4" edge thicknesses.



Offered in Ash, Cherry, Maple or Walnut materials.

**Shipping Schedule**

**Standard Items**

|                                      |           |
|--------------------------------------|-----------|
| Laminate, PVC Edge                   | 3-5 WEEKS |
| Laminate, Wood Edge                  | 3-5 WEEKS |
| Laminate, Reverse Bevel Acrylic Edge | 3-5 WEEKS |
| Veneer, Wood Edge                    | 6-8 WEEKS |

Contact Versteel Customer Service for special lead time requests.

**BIFMA**

All Versteel products are constructed to pass the relevant ANSI/BIFMA standards. For more detailed specifications by series and base style, contact Versteel Customer Service at 800.876.2120.

Additional information regarding warranty, terms and conditions, shipping, care and maintenance, etc. can be found in the All Tables price list.

**Available door styles and pull locations within this product line >**

**Questions?**

To specify frame model, please indicate door style, cabinet style, frame option and top & edge style.

800 876 2120

**Access Standard Door**

Door height reveals the fixed shelf and does not extend to the floor

**Standard Door**

Door height does not reveal the fixed shelf and does not extend to the floor

**Access Floor Doors**

Door height reveals the fixed shelf and extends to the floor

**Standard Floor Doors**

Door height does not reveal the fixed shelf and extends to the floor



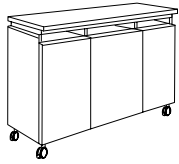
**No Doors**



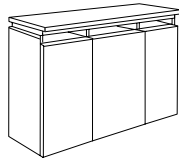
**Access Standard Outer Doors  
No Middle Doors**



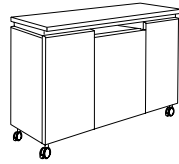
**Standard Outer Doors  
No Middle Doors**



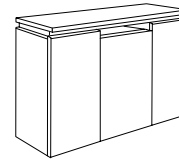
**All Access  
Standard Doors**



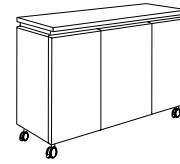
**All Access  
Floor Doors**



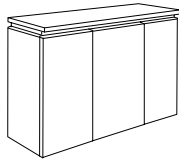
**Standard Outer Doors  
Access Standard  
Middle Doors**



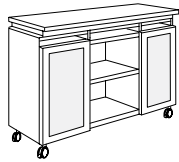
**Standard Floor Outer Doors  
Access Floor Middle Doors**



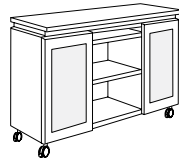
**All Standard Doors**



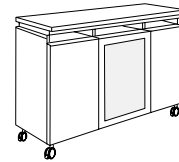
**All Standard Floor Doors**



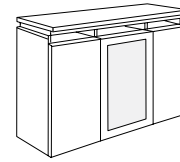
**Access Standard  
3form Outer Doors  
No Middle Doors**



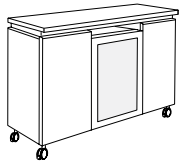
**Standard 3form Outer Doors  
No Middle Doors**



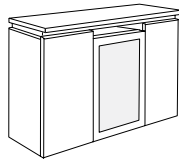
**Access Standard Outer Doors  
Access Standard 3form  
Middle Doors**



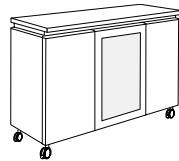
**Access Floor Outer Doors  
Access Floor 3form  
Middle Doors**



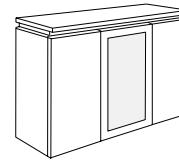
**Standard Outer Doors  
Access Standard 3form Middle  
Doors**



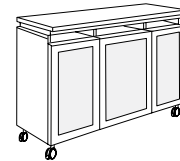
**Standard Floor Outer Doors  
Access Floor 3form  
Middle Doors**



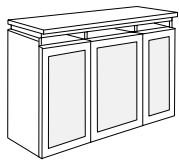
**Standard Outer Doors  
Standard 3form Middle Doors**



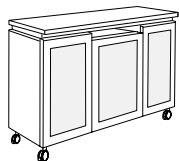
**Standard Floor Outer Doors  
Standard Floor 3form  
Middle Doors**




**All Access  
Standard 3form Doors**



**All Access Floor  
3form Doors**




**Standard 3form Outer Doors  
Access Standard 3form  
Middle Doors**



**Standard Floor 3form  
Outer Doors, Access Floor  
3form Middle Doors**

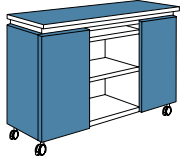


**All Standard 3form Doors**



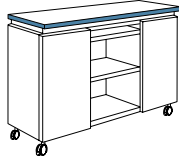
**All Standard Floor 3form Doors**

Once your frame model has been determined, please specify appropriate areas pertaining to model # >  
Blue highlights on illustrations represent indicated areas:

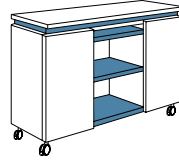


**Laminate or Veneer Surfaces**

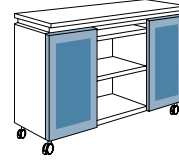
If laminate, select door profile



**Edge Color**

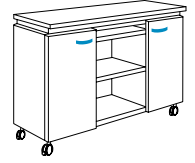


**Frame and Shelf Color**



**3form Selection  
(if applicable)**

Only available with aluminum frame



**Pull Style**

A pull style must be specified when ordering any cabinet with doors



1A



2A

Please specify options and accessories if applicable to model # >



**Base Options**

Alternate Black Soft  
Wheel Caster  
(see page 186 for details)



**Door Options**

Locking Outer Doors,  
2 keys per lock  
(see page 186 for  
details)



**Door Options**

Laminate insert with  
aluminum frame



**Accessories**

Acrylic Tray  
(see page 186 for details)

**Examples >**

All Cabinets are 36" tall



Laminate Standard Doors with  
Aluminum Frame



Veneer, Standard Outer Doors,  
3form Standard Middle Doors



Laminate, All Standard  
Floor Doors (no frame)



Veneer, All Standard Doors

**Details >**



Lock Location



Door Swing



Door Swing

## Entourage

### How to Order

**VERSTEEL**

#### To Order, Specify...

- 1 Model Number, include top and edge style
- 2 Cabinet Material
  - a. Laminate manufacturer and color
  - b. Veneer species and finish color
- 3 Door Profile (laminate cabinets only)
- 4 Frame & Shelf Color
- 5 Pull Style (models with doors only)
- 6 Additional Options

| base model |           |              |                    | finish selections  |  |             |              | pull style + options |            |
|------------|-----------|--------------|--------------------|--------------------|--|-------------|--------------|----------------------|------------|
| <b>EN</b>  | <b>SU</b> | <b>2084G</b> | <b>22</b>          | <b>LP2S</b>        | <b>TF 4973-58</b>                              | <b>CSNO</b> | <b>LLD</b>   | <b>PSNO</b>          | <b>2A</b>  |
| series     | style     | cabinet size | door configuration | top, edge & corner | cabinet laminate manufacturer & laminate color | edge color  | door profile | frame & Shelf color  | pull style |

An **ENSU 2084G 22 LP2S** is an Entourage series 20" x 84" cabinet with all standard floor doors, laminate cabinet material with a 1/4" thick top, PVC edge and square corners.

The codes **TF 4973-58 / CSNO / LLD / PSNO** specify a Formica 4973-58 Orange Felt laminate, Snow PVC, all laminate doors and Snow frame and shelves.

**2A** indicates the pull selection.

#### Model Number **ENSU 2084G 22 LP2S**



#### Orders may be sent via

##### Mailing Address

Versteel  
2332 Cathy Lane  
Jasper IN 47546

#### Contact Versteel

**Email** contact@versteel.com  
**Phone** 800 876 2120  
812 634 2120  
**Fax** 812 482 9318

**Laminate**

Versteel's standard offering of laminates includes over 900 laminates from Formica, Nevamar, Pionite and Wilsonart.

Laminate manufacturers change standard offerings frequently, making it possible a standard product can become unavailable. Versteel cannot be responsible for any inconvenience this may cause.

**Veneer**

Entourage is available with plain sliced Ash, Cherry, Maple and Walnut veneers.

**Veneer Species**

|                  |      |                  |      |
|------------------|------|------------------|------|
| Ash . . . . .    | AP01 | Maple. . . . .   | MP01 |
| Cherry . . . . . | CP01 | Walnut . . . . . | WP01 |

**Veneer Finish****Ash**

|                   |      |                   |      |
|-------------------|------|-------------------|------|
| Beach. . . . .    | VBEA | Fog . . . . .     | VFOG |
| Chestnut. . . . . | VCHE | Pebble . . . . .  | VPEB |
| Drift . . . . .   | VDRI | Whisper . . . . . | VWHI |
| Fawn . . . . .    | VFAW |                   |      |

**Cherry**

|                           |      |                          |      |
|---------------------------|------|--------------------------|------|
| Blossom Cherry . . . . .  | VBLC | Java Cherry. . . . .     | VJAC |
| Cordovan Cherry . . . . . | VCNC | Millwork Cherry. . . . . | VMWC |
| Golden Cherry . . . . .   | VGNC |                          |      |

**Maple**

|                         |      |                       |      |
|-------------------------|------|-----------------------|------|
| Caramel Maple . . . . . | VCMM | Sugar Maple . . . . . | VSUM |
| Solar Maple. . . . .    | VSLM |                       |      |

**Walnut**

|                           |      |                         |      |
|---------------------------|------|-------------------------|------|
| Brighton Walnut . . . . . | VBRW | Natural Walnut. . . . . | VNAW |
| Espresso Walnut. . . . .  | VESW |                         |      |

**PVC Edge Colors**

|                           |      |                            |      |
|---------------------------|------|----------------------------|------|
| Absolute Acajou . . . . . | CABA | Nimbus. . . . .            | CNIM |
| Alloy. . . . .            | CALY | Pearl . . . . .            | CPEA |
| Carbon. . . . .           | CCAR | Platinum. . . . .          | CPLA |
| Champagne . . . . .       | CCHA | Pralines & Cream . . . . . | CPRC |
| Coconut . . . . .         | CCOC | Shadow . . . . .           | CSHA |
| Ebony. . . . .            | CEBO | Snow . . . . .             | CSNO |
| Florence Walnut . . . . . | CFLW | Stone . . . . .            | CSTO |
| Fossil . . . . .          | CFOS | Storm . . . . .            | CSTM |
| Graphite . . . . .        | CGRA | Whisper . . . . .          | CWHI |
| Grey. . . . .             | CGRE | White Linen . . . . .      | CWHL |
| Kensington Maple. . . . . | CKEM |                            |      |

**Wood Edge Species**

|                  |     |                  |     |
|------------------|-----|------------------|-----|
| Ash . . . . .    | A01 | Maple. . . . .   | M01 |
| Cherry . . . . . | C01 | Walnut . . . . . | W01 |

**Wood Edge Finishes****Ash**

|                   |      |                   |      |
|-------------------|------|-------------------|------|
| Beach. . . . .    | WBEA | Fog . . . . .     | WFOG |
| Chestnut. . . . . | WCHE | Pebble . . . . .  | WPEB |
| Drift . . . . .   | WDRI | Whisper . . . . . | WWHI |
| Fawn . . . . .    | WFAW |                   |      |

**Cherry**

|                           |      |                          |      |
|---------------------------|------|--------------------------|------|
| Blossom Cherry . . . . .  | WBLC | Java Cherry. . . . .     | WJAC |
| Cordovan Cherry . . . . . | WCNC | Millwork Cherry. . . . . | WMWC |
| Golden Cherry . . . . .   | WGNC |                          |      |

**Maple**

|                         |      |                       |      |
|-------------------------|------|-----------------------|------|
| Caramel Maple . . . . . | WCMM | Sugar Maple . . . . . | WSUM |
| Solar Maple. . . . .    | WSLM |                       |      |

**Walnut**

|                           |      |                         |      |
|---------------------------|------|-------------------------|------|
| Brighton Walnut . . . . . | WBRW | Natural Walnut. . . . . | WNAW |
| Espresso Walnut. . . . .  | WESW |                         |      |

**3form® Material**

Standard 3form patterns are Aero (a random directional material with a frost finish) and Solo (a grainless frost finish). The material is 3/8" thick and incorporates raw materials made of renewable material from natural landscapes all over the globe. The manufacturing process produces no VOC's or other harmful gases. 3form material is GREENGUARD Certified. See below for ordering code.

|                |      |
|----------------|------|
| Aero . . . . . | MAER |
| Solo . . . . . | MSOL |

**Powder Coat Finishes**

All powder coat finishes in the Versteel offering have been formulated with the use of epoxy, polyester or epoxy and polyester blends to maximize the finish durability.

**Powder Coat Finish Options**

|  |       |
|--|-------|
| Powder Coat – Standard . . . . .           | .n/c  |
| Powder Coat – Premium (Hope). . . . .      | \$165 |
| Powder Coat – Premium (Platinum) . . . . . | \$488 |

**Powder Coat Colors**

|                         |       |                                   |       |
|-------------------------|-------|-----------------------------------|-------|
| Alloy. . . . .          | .PALY | Mint . . . . .                    | .PMNT |
| Amethyst . . . . .      | .PAME | Navy . . . . .                    | .PNAV |
| Anthracite . . . . .    | .PANT | Nimbus. . . . .                   | .PNIM |
| Black Anodized. . . . . | .PBLA | Nutmeg . . . . .                  | .PNUT |
| Bronze . . . . .        | .PBRO | ◆ Pacific* . . . . .              | .PPAC |
| Calypso . . . . .       | .PCAL | Pearl . . . . .                   | .PPEA |
| Carbon. . . . .         | .PCAR | Pebble . . . . .                  | .PPEB |
| Champagne . . . . .     | .PCHA | Ⓟ Platinum . . . . .              | .PPLA |
| Coconut . . . . .       | .PCOC | Poppy. . . . .                    | .PPOP |
| ◆ Copper* . . . . .     | .PCOP | ◆ Raven* . . . . .                | .PRAV |
| Crimson . . . . .       | .PCRI | Royal . . . . .                   | .PROY |
| ◆ Crystal* . . . . .    | .PCRY | ◆ Satin* . . . . .                | .PSAT |
| Daffodil. . . . .       | .PDAF | Seaside . . . . .                 | .PSEA |
| Ebony. . . . .          | .PEBO | Shipyard . . . . .                | .PSHI |
| Forest. . . . .         | .PFOR | Silver . . . . .                  | .PSIL |
| Fossil . . . . .        | .PFOS | Snow . . . . .                    | .PSNO |
| ◆ Garnet* . . . . .     | .PGAR | Stone . . . . .                   | .PSTO |
| ◆ Gold* . . . . .       | .PGOL | Storm. . . . .                    | .PSTM |
| Graphite . . . . .      | .PGRA | Terra Cotta . . . . .             | .PTEC |
| Ⓟ Hope* . . . . .       | .PHOP | Whisper . . . . .                 | .PWHI |
| Kelly Green . . . . .   | .PKEG | White Linen . . . . .             | .PWHL |
| ◆ Matte* . . . . .      | .PMAT | Powder Coat Alternative . . . . . | .OPA  |
| Mica. . . . .           | .PMIC |                                   |       |

**Transparent Powder Coats\* (indicated by ◆)**

Please note that the transparent characteristics of these powders allow all natural welds and textures inherent to raw steel to be visible. Transparent powder coat only available on Entourage cart, lectern and wall board frames.

**Premium Powder Coats (indicated by Ⓟ)**

Versteel's premium process uses specially formulated powder coats for a truly unique color palette.

**Finish Reference & Samples**

For finish color reference, please refer to our website. Contact Versteel Customer Service to receive actual color samples for color matches and final color approval.

**Special Laminate****Call for quotation**

Specify code **TSP** (*Special Laminate*), indicate the quoted charges per table

Special laminates and patterns can be specified as an option. To specify, contact Versteel Customer Service for availability and pricing.

**NOTE** LAMINATES IN STANDARD COLORS AND TEXTURES FROM FORMICA, NEVAMAR, PIONITE AND WILSONART ARE STANDARD

**CAUTION** LAMINATE MANUFACTURERS CHANGE STANDARD OFFERINGS FREQUENTLY, MAKING IT POSSIBLE A STANDARD PRODUCT CAN BECOME UNAVAILABLE. VERSTEEL CANNOT BE RESPONSIBLE FOR ANY INCONVENIENCE THIS MAY CAUSE.

**Custom PVC Color Match****Call for quotation / one time charge per color, per order**

Specify code **OCF** (*Custom PVC Color Match*), add cost from Versteel quotation

PVC Color Match can be the selection of a color that is available from a Versteel supplier or a new custom color developed for the order. Minimum footage requirements mean that the amount of material needed for your order will effect the cost.

For PVC Color Matching you must supply a color reference sample. Versteel will review the sample for possible existing colors available and send a sample for customer approval. If no color match exists, a custom match will be developed and sampled for customer approval before a production schedule is established.

**Powder Coat Alternative****Call for quotation**

Specify code **OPA** (*Powder Coat Alternative*), add cost from Versteel quotation

Powder Coat Alternative is available from Versteel. The entire RAL color reference along with hundreds of other color and finishes are available.

For Powder Coat Alternative matching, you must supply a color reference sample, or an RAL number. Versteel will review the sample for possible existing colors available and send a sample for customer approval. If no color match exists a custom match can be developed. Call Versteel Customer Service for associated upcharges on custom color development.

**Stain Finish Match**

\$996 / one time charge per finish, per order

Specify code **OSM** (*Stain Finish Match*), add \$996.00 list per finish, per order

Alternative Stain Finishes are available for veneer and wood edged tops.

For Stain Finish Matching you must supply two 4" x 4" finish color and grain reference samples. An expertly finish matched sample will be provided for customer approval.

**Veneer and Wood Edge Alternatives****Call for quotation**

For veneer and wood edge requirements other than the standard plain sliced Ash, Cherry, Maple and Walnut, contact Versteel Customer Service. Versteel is adept at working with a host of domestic and exotic materials. From inlays, figures, pie cuts and special edge profiles, to custom fill levels and sheens, each top is created using the best of technology and old world craftsmanship. The items you only imagined or expected to only be available from a millwork shop are now just another part of your Versteel order. Call Versteel Customer Service for availability and quotation.

**Wood Finish Alternatives****Call for quotation**

When veneer tables are required to have a finish other than the standard natural grain fill level finish appearance, semi-filled or full-filled finishes are available by requesting a quote from Versteel. Call Versteel Customer Service for availability and quotation.

**NOTE** CUSTOMS OR ALTERNATIVES MAY AFFECT STANDARD PRODUCTION SCHEDULES

### Alternate Black Casters

#### No Charge

Specify code **CAS** (Alternate Black Caster), no additional charge

Available on all Entourage units that have casters (carts, lecterns, 48" and 60" cabinets) where the standard soft wheel two-tone silver/black caster is replaced with an all black caster. This 3" diameter caster is standard locking and does not change the overall height of the unit.



### Locking Outer Doors

#### \$100 / cabinet

Specify code **DLK** (Locking Outer Doors), add \$100.00 list per cabinet

Available on Entourage cabinet outer doors. Add additional information here...

### Top Custom Cutout

#### \$120 / cutout

Specify code **TCC** (Top Custom Cutout), add \$120.00 list per cutout

Top Custom Cutout requires a drawing for production and is subject to approvals.

### Acrylic Tray - Entourage Cabinet

#### 48" Cabinet

Specify code **AAT480** (Acrylic Outer Tray - 48" Entourage Cabinet), add \$151.00 list each.

Specify code **AAT48C** (Acrylic Center Tray - 48" Entourage Cabinet), add \$168.00 list each

#### 60"/72" Cabinet

Specify code **AAT60** (Acrylic Tray - 60" Entourage Cabinet), \$151.00 list each.



Specify code **AAT72** (Acrylic Tray - 72" Entourage Cabinet), add \$168.00 list each.

**NOTE** CENTER ACCESS SHELF CAN ACCOMMODATE TWO TRAYS ON 60" AND 72" CABINETS

#### 84" Cabinet

Specify code **AAT840** (Acrylic Outer Tray - 84" Entourage Cabinet), add \$168.00 list each.

Specify code **AAT84C** (Acrylic Center Tray - 84" Entourage Cabinet), add \$230.00 list each.

**NOTE** CENTER ACCESS SHELF CAN ACCOMMODATE TWO TRAYS ON 84" CABINETS

Acrylic trays may be added to Entourage Cabinet Models.

### Acrylic Tray - Entourage Cart

#### 16" Wide Cart

Specify code **AAT16** (Acrylic Tray - 16" Entourage Cart), add \$212.00 list each.

#### 20" Wide Cart

Specify code **AAT20** (Acrylic Tray - 20" Entourage Cart), add \$223.00 list each..



Acrylic Trays may be added to Entourage Cart







**Questions?**

800 876 2120

top >  
edge >







|   |                        |                         |   |                         |                       |
|---|------------------------|-------------------------|---|-------------------------|-----------------------|
| Laminate<br>PVC                         | Laminate<br>Wood       | Laminate<br>2mm Acrylic | Laminate<br>1 1/4" Wood                 | Laminate<br>1 1/4" Wood | Laminate<br>Wood      |
| Flat                                    | Flat                   | Reverse Bevel           | Square                                  | Bullnose                | Reverse Bevel         |
|   |                        |                         |   |                         |                       |
| <b>LP2S</b><br>1 1/4"                   | <b>LW2S</b><br>1 1/4"  | <b>LMRA2S</b><br>1 1/4" | <b>LWS2</b><br>1 1/4"                   | <b>LWB2</b><br>1 1/4"   | <b>LWR2</b><br>1 1/4" |
| Fluted                                  | Fluted                 |                         | Fluted                                  |                         |                       |
|   |                        |                         |   |                         |                       |
| <b>LPF2S</b><br>1 1/4"                  | <b>LWF2S</b><br>1 1/4" |                         | <b>LWF2</b><br>1 1/4"                   |                         |                       |
| edge ordering code ><br>top thickness > |                        |                         | edge ordering code ><br>top thickness > |                         |                       |
| 1 1/4"                                  |                        |                         | 1 1/4"                                  |                         |                       |

|  |                                    | Description                         | Model #              | Product Wt |      |      |
|--|------------------------------------|-------------------------------------|----------------------|------------|------|------|
|  | <b>No Doors</b>                    |                                     |                      |            |      |      |
|  |                                    | 20 x 48 Casters                     | <b>ENSU 2048C</b>    | 158        | 4477 | 4976 |
|  |                                    | 20 x 48 Glides                      | <b>ENSU 2048G</b>    | 158        | 4477 | 4976 |
|  | <b>Access Standard Outer Doors</b> |                                     |                      |            |      |      |
|  |                                    | <b>No Middle Doors</b>              |                      |            |      |      |
|  |                                    | 20 x 48 Casters                     | <b>ENSU 2048C 01</b> | 173        | 5296 | 5886 |
|  |                                    | 20 x 48 Glides                      | <b>ENSU 2048G 01</b> | 173        | 5296 | 5886 |
|  | <b>Standard Outer Doors</b>        |                                     |                      |            |      |      |
|  |                                    | <b>No Middle Doors</b>              |                      |            |      |      |
|  |                                    | 20 x 48 Casters                     | <b>ENSU 2048C 05</b> | 174        | 5296 | 5886 |
|  |                                    | 20 x 48 Glides                      | <b>ENSU 2048G 05</b> | 174        | 5296 | 5886 |
|  | <b>All Access Standard Doors</b>   |                                     |                      |            |      |      |
|  |                                    |                                     |                      |            |      |      |
|  |                                    | 20 x 48 Casters                     | <b>ENSU 2048C 09</b> | 181        | 5650 | 6278 |
|  |                                    | 20 x 48 Glides                      | <b>ENSU 2048G 09</b> | 181        | 5650 | 6278 |
|  | <b>All Access Floor Doors</b>      |                                     |                      |            |      |      |
|  |                                    |                                     |                      |            |      |      |
|  |                                    | 20 x 48 Casters                     | <b>ENSU 2048G 11</b> | 185        | 5650 | 6278 |
|  |                                    | <i>Not available with casters</i>   |                      |            |      |      |
|  | <b>Standard Outer Doors</b>        |                                     |                      |            |      |      |
|  |                                    | <b>Access Standard Middle Doors</b> |                      |            |      |      |
|  |                                    | 20 x 48 Casters                     | <b>ENSU 2048C 15</b> | 182        | 5650 | 6278 |
|  |                                    | 20 x 48 Glides                      | <b>ENSU 2048G 15</b> | 182        | 5650 | 6278 |

**To Order, Specify...**

- 1 Model Number
- 2 Cabinet Material
- 3 Edge Style, Thickness & Color
- 4 Door Profile (laminated cabinets only)
- 5 Frame & Shelf Color
- 6 Pull Style (models with doors only)
- 7 Additional Options



| Veneer Wood   | Veneer 1 1/4" Wood   | Veneer 1 1/4" Wood   | Veneer Wood   |
|---|--|--|---|
| Flat<br><br><b>VW2S</b><br>1 1/4"    | Square<br><br><b>VWS2</b><br>1 1/4" | Bullnose<br><br><b>VWB2</b><br>1 1/4" | Reverse Bevel<br><br><b>VWR2</b><br>1 1/4" |
| Fluted<br><br><b>VWF2S</b><br>1 1/4" | Fluted<br><br><b>VWF2</b><br>1 1/4" |  |   |
| 1 1/4"  |  |  |   |
| 7172<br>7172  |  |  |   |
| 8306<br>8306  |  |  |   |
| 8306<br>8306  |  |  |   |
| 8995<br>8995  |  |  |   |
| 8995  |  |  |   |
| 8995<br>8995  |  |  |   |

**Pull Style**  
A pull style must be specified when ordering any cabinet with doors.



**Base Options**

Alternate Black Soft Wheel Caster..... CAS44 n/c  
(standard in two-tone soft wheel)

**Finish Options**

Powder Coat, Standard ..... n/c  
Powder Coat, Premium..... \$ 165  
Platinum..... \$ 488

**NOTE** Transparent powder coats not available on cabinets

**Door Options**

Locking Outer Doors.....DLK \$ 100  
Laminate Doors with Aluminum Frame.....LAF n/c  
All Laminate Doors.....LLD n/c

**Top Options**

Special Laminate.....TSP call  
Custom Cutout (per cutout).....TCC \$ 120










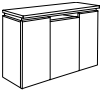

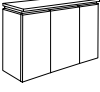



**Accessories**

Acrylic Outer Tray for 48" Cabinet..... AAT48O \$ 151  
Acrylic Center Tray for 48" Cabinet..... AAT48C \$ 168



**Questions?**







800 876 2120

|   |  |  |                   | top ><br>edge >                         | Laminate<br>PVC   | Laminate<br>Wood  | Laminate<br>2mm Acrylic  | Laminate<br>1 1/4" Wood   | Laminate<br>1 1/4" Wood   | Laminate<br>Wood  |
|---|--|--|-------------------|---|---|---|--|---|---|---|
|   |  |  |                   |   | Flat  | Flat  | Reverse Bevel  | Square  | Bullnose  | Reverse Bevel   |
|   |  |  |                   | edge ordering code ><br>top thickness > |  |  |  |  |  |  |
|   |  |  |                   |   | <b>LP2S</b><br>1 1/4"   | <b>LW2S</b><br>1 1/4"   | <b>LMRA2S</b><br>1 1/4"  | <b>LWS2</b><br>1 1/4"   | <b>LWB2</b><br>1 1/4"   | <b>LWR2</b><br>1 1/4"   |
|   |  |  |                   | edge ordering code ><br>top thickness > | Fluted  | Fluted  |  | Fluted  |   |   |
|   |  |  |                   |   |  |  |  |  |   |   |
|   |  |  |                   | edge ordering code ><br>top thickness > | <b>LPF2S</b><br>1 1/4"  | <b>LWF2S</b><br>1 1/4"  |  | <b>LWF2</b><br>1 1/4"   |   |   |
|   |  |  |                   | top thickness price >                   | 1 1/4"  |   |  | 1 1/4"  |   |   |
| <b>Description</b>  |  | <b>Model #</b>                               | <b>Product Wt</b> |   |   |   |  |   |   |   |
|    | <b>Standard Floor Outer Doors</b><br><b>Access Floor Middle Doors</b><br>20 x 48 Glides<br><i>Not available with casters</i> | <b>ENSU 2048G 17</b>                         | 186               | 5650                                    |   |   |  | 6278  |   |   |
|   | <b>All Standard Doors</b><br>20 x 48 Casters<br>20 x 48 Glides   | <b>ENSU 2048C 20</b><br><b>ENSU 2048G 20</b> | 182<br>182        | 5650<br>5650                            |   |   |  | 6278<br>6278  |   |   |
|  | <b>All Standard Floor Doors</b><br>20 x 48 Glides<br><i>Not available with casters</i>                                       | <b>ENSU 2048G 22</b>                         | 187               | 5650                                    |   |   |  | 6278  |   |   |
|  | <b>Access Standard 3form Outer Doors</b><br><b>No Middle Doors</b><br>20 x 48 Casters<br>20 x 48 Glides                      | <b>ENSU 2048C 02</b><br><b>ENSU 2048G 02</b> | 175<br>175        | 5774<br>5774                            |   |   |  | 6411<br>6411  |   |   |
|  | <b>Standard 3form Outer Doors</b><br><b>No Middle Doors</b><br>20 x 48 Casters<br>20 x 48 Glides                             | <b>ENSU 2048C 06</b><br><b>ENSU 2048G 06</b> | 176<br>176        | 5774<br>5774                            |   |   |  | 6411<br>6411  |   |   |
|  | <b>Access Standard Outer Doors</b><br><b>Access Standard 3form Middle Doors</b><br>20 x 48 Casters<br>20 x 48 Glides         | <b>ENSU 2048C 13</b><br><b>ENSU 2048G 13</b> | 182<br>182        | 6051<br>6051                            |   |   |  | 6724<br>6724  |   |   |

**To Order, Specify...**

- 1 Model Number
- 2 Cabinet Material
- 3 Edge Style, Thickness & Color
- 4 Door Profile (laminated cabinets only)
- 5 3form Selection
- 6 Frame & Shelf Color
- 7 Pull Style (models with doors only)
- 8 Additional Options



| Veneer Wood   | Veneer 1 1/4" Wood   | Veneer 1 1/4" Wood   | Veneer Wood   |
|---|--|--|---|
| Flat<br><br><b>VW2S</b><br>1 1/4"    | Square<br><br><b>VWS2</b><br>1 1/4" | Bullnose<br><br><b>VWB2</b><br>1 1/4" | Reverse Bevel<br><br><b>VWR2</b><br>1 1/4" |
| Fluted<br><br><b>VWF2S</b><br>1 1/4" | Fluted<br><br><b>VWF2</b><br>1 1/4" |  |   |
| 1 1/4"  |  |  |   |
| 8995  |  |  |   |
| 8995<br>8995  |  |  |   |
| 8995  |  |  |   |
| 8319<br>8319  |  |  |   |
| 8319<br>8319  |  |  |   |
| 8975<br>8975  |  |  |   |

**Pull Style**  
A pull style must be specified when ordering any cabinet with doors.



**Base Options**

Alternate Black Soft Wheel Caster..... CAS44 n/c  
(standard in two-tone soft wheel)

**Finish Options**

Powder Coat, Standard ..... n/c  
Powder Coat, Premium..... \$ 165  
Platinum..... \$ 488

**NOTE** Transparent powder coats not available on cabinets

**Door Options**

Locking Outer Doors.....DLK \$ 100  
Laminate Doors with Aluminum Frame.....LAF n/c  
All Laminate Doors.....LLD n/c

**Top Options**

Special Laminate.....TSP call  
Custom Cutout (per cutout).....TCC \$ 120

**Accessories**

Acrylic Outer Tray for 48" Cabinet..... AAT48O \$ 151  
Acrylic Center Tray for 48" Cabinet..... AAT48C \$ 168



**Questions?**







800 876 2120

|                    |  |  |                   | top ><br>edge >                         | Laminate<br>PVC        | Laminate<br>Wood       | Laminate<br>2mm Acrylic | Laminate<br>1 1/4" Wood | Laminate<br>1 1/4" Wood | Laminate<br>Wood      |
|--------------------|--|--|-------------------|---|------------------------|------------------------|-------------------------|-------------------------|-------------------------|-----------------------|
|                    |  |  |                   |   | Flat                   | Flat                   | Reverse Bevel           | Square                  | Bullnose                | Reverse Bevel         |
|                    |  |  |                   | edge ordering code ><br>top thickness > |                        |                        |                         |                         |                         |                       |
|                    |  |  |                   |   | <b>LP2S</b><br>1 1/4"  | <b>LW2S</b><br>1 1/4"  | <b>LMRA2S</b><br>1 1/4" | <b>LWS2</b><br>1 1/4"   | <b>LWB2</b><br>1 1/4"   | <b>LWR2</b><br>1 1/4" |
|                    |  |  |                   | edge ordering code ><br>top thickness > | Fluted                 | Fluted                 |                         | Fluted                  |                         |                       |
|                    |  |  |                   |   |                        |                        |                         |                         |                         |                       |
|                    |  |  |                   | edge ordering code ><br>top thickness > | <b>LPF2S</b><br>1 1/4" | <b>LWF2S</b><br>1 1/4" |                         | <b>LWF2</b><br>1 1/4"   |                         |                       |
|                    |  |  |                   | top thickness price >                   | 1 1/4"                 |                        |                         | 1 1/4"                  |                         |                       |
| <b>Description</b> |  | <b>Model #</b>                               | <b>Product Wt</b> |   |                        |                        |                         |                         |                         |                       |
|                    | <b>Access Floor Outer Doors</b><br><b>Access Floor 3form Middle Doors</b><br>20 x 48 Glides<br><i>Not available with casters</i>     | <b>ENSU 2048G 14</b>                         | 183               |   | 6051                   |                        |                         | 6724                    |                         |                       |
|                    | <b>Standard Outer Doors</b><br><b>Access Standard 3form Middle Doors</b><br>20 x 48 Casters<br>20 x 48 Glides                        | <b>ENSU 2048C 16</b><br><b>ENSU 2048G 16</b> | 182<br>182        |   | 6051<br>6051           |                        |                         | 6724<br>6724            |                         |                       |
|                    | <b>Standard Floor Outer Doors</b><br><b>Access Floor 3form Middle Doors</b><br>20 x 48 Glides<br><i>Not available with casters</i>   | <b>ENSU 2048G 18</b>                         | 187               |   | 6051                   |                        |                         | 6724                    |                         |                       |
|                    | <b>Standard Outer Doors</b><br><b>Standard 3form Middle Doors</b><br>20 x 48 Casters<br>20 x 48 Glides                               | <b>ENSU 2048C 07</b><br><b>ENSU 2048G 07</b> | 183<br>183        |   | 6051<br>6051           |                        |                         | 6724<br>6724            |                         |                       |
|                    | <b>Standard Floor Outer Doors</b><br><b>Standard Floor 3form Middle Doors</b><br>20 x 48 Glides<br><i>Not available with casters</i> | <b>ENSU 2048G 24</b>                         | 188               |   | 6051                   |                        |                         | 6724                    |                         |                       |
|                    | <b>All Access Standard 3form Doors</b><br>20 x 48 Casters<br>20 x 48 Glides  | <b>ENSU 2048C 10</b><br><b>ENSU 2048G 10</b> | 182<br>182        |   | 6529<br>6529           |                        |                         | 7249<br>7249            |                         |                       |

**To Order, Specify...**

- 1 Model Number
- 2 Cabinet Material
- 3 Edge Style, Thickness & Color
- 4 Door Profile (laminated cabinets only)
- 5 3form Selection
- 6 Frame & Shelf Color
- 7 Pull Style (models with doors only)
- 8 Additional Options



| Veneer Wood   | Veneer 1 1/4" Wood   | Veneer 1 1/4" Wood   | Veneer Wood   |
|---|--|--|---|
| Flat<br><br><b>VW2S</b><br>1 1/4"    | Square<br><br><b>VWS2</b><br>1 1/4" | Bullnose<br><br><b>VWB2</b><br>1 1/4" | Reverse Bevel<br><br><b>VWR2</b><br>1 1/4" |
| Fluted<br><br><b>VWF2S</b><br>1 1/4" | Fluted<br><br><b>VWF2</b><br>1 1/4" |  |   |
| 1 1/4"  |  |  |   |
| 8975  |  |  |   |
| 8975<br>8975  |  |  |   |
| 8975  |  |  |   |
| 8975<br>8975  |  |  |   |
| 8975  |  |  |   |
| 8992<br>8992  |  |  |   |

**Pull Style**

A pull style must be specified when ordering any cabinet with doors.



1A



2A

**Base Options**

Alternate Black Soft Wheel Caster..... CAS44 n/c  
(standard in two-tone soft wheel)

**Finish Options**

Powder Coat, Standard ..... n/c  
Powder Coat, Premium..... \$ 165  
Platinum..... \$ 488

**NOTE** Transparent powder coats not available on cabinets

**Door Options**

Locking Outer Doors.....DLK \$ 100  
Laminate Doors with Aluminum Frame.....LAF n/c  
All Laminate Doors.....LLD n/c

**Top Options**

Special Laminate.....TSP call  
Custom Cutout (per cutout).....TCC \$ 120










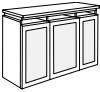

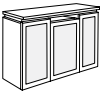

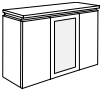
**Accessories**

Acrylic Outer Tray for 48" Cabinet..... AAT48O \$ 151  
Acrylic Center Tray for 48" Cabinet..... AAT48C \$ 168



**Questions?**

800 876 2120







|   |  |  |                   | top ><br>edge >                         | Laminate<br>PVC   | Laminate<br>Wood  | Laminate<br>2mm Acrylic  | Laminate<br>1 1/4" Wood   | Laminate<br>1 1/4" Wood   | Laminate<br>Wood  |
|---|--|--|-------------------|---|---|---|--|---|---|---|
|   |  |  |                   |   | Flat  | Flat  | Reverse Bevel  | Square  | Bullnose  | Reverse Bevel   |
|   |  |  |                   | edge ordering code ><br>top thickness > |  |  |  |  |  |  |
|   |  |  |                   |   | <b>LP2S</b><br>1 1/4"   | <b>LW2S</b><br>1 1/4"   | <b>LMRA2S</b><br>1 1/4"  | <b>LWS2</b><br>1 1/4"   | <b>LWB2</b><br>1 1/4"   | <b>LWR2</b><br>1 1/4"   |
|   |  |  |                   | edge ordering code ><br>top thickness > | Fluted  | Fluted  |  | Fluted  |   |   |
|   |  |  |                   |   |  |  |  |  |   |   |
|   |  |  |                   | edge ordering code ><br>top thickness > | <b>LPF2S</b><br>1 1/4"  | <b>LWF2S</b><br>1 1/4"  |  | <b>LWF2</b><br>1 1/4"   |   |   |
|   |  |  |                   | top thickness price >                   | 1 1/4"  |   |  | 1 1/4"  |   |   |
| <b>Description</b>  |  | <b>Model #</b>                               | <b>Product Wt</b> |   |   |   |  |   |   |   |
|    | <b>All Access Floor 3form Doors</b><br>20 x 48 Glides<br><i>Not available with casters</i>   | <b>ENSU 2048G 12</b>                         | 186               | 6529                                    |   |   |  | 7249  |   |   |
|    | <b>Standard 3form Outer Doors</b><br><b>Access Standard 3form Middle Doors</b><br>20 x 48 Casters<br>20 x 48 Glides                      | <b>ENSU 2048C 19</b><br><b>ENSU 2048G 19</b> | 183<br>183        | 6529<br>6529                            |   |   |  | 7249<br>7249  |   |   |
|  | <b>Standard Floor 3form Outer Doors</b><br><b>Access Floor 3form Middle Doors</b><br>20 x 48 Glides<br><i>Not available with casters</i> | <b>ENSU 2048G 25</b>                         | 187               | 6529                                    |   |   |  | 7249  |   |   |
|  | <b>All Standard 3form Doors</b><br>20 x 48 Casters<br>20 x 48 Glides   | <b>ENSU 2048C 21</b><br><b>ENSU 2048G 21</b> | 184<br>184        | 6529                                    |   |   |  | 7249<br>7249  |   |   |
|  | <b>All Standard Floor 3form Doors</b><br>20 x 48 Glides<br><i>Not available with casters</i>   | <b>ENSU 2048G 23</b>                         | 190               | 6529                                    |   |   |  | 7249  |   |   |

**To Order, Specify...**

- 1 Model Number
- 2 Cabinet Material
- 3 Edge Style, Thickness & Color
- 4 Door Profile (laminated cabinets only)
- 5 3form Selection
- 6 Frame & Shelf Color
- 7 Pull Style (models with doors only)
- 8 Additional Options





| Veneer Wood   | Veneer 1 1/4" Wood   | Veneer 1 1/4" Wood   | Veneer Wood   |
|---|--|--|---|
| Flat<br><br><b>VW2S</b><br>1 1/4"    | Square<br><br><b>VWS2</b><br>1 1/4" | Bullnose<br><br><b>VWB2</b><br>1 1/4" | Reverse Bevel<br><br><b>VWR2</b><br>1 1/4" |
| Fluted<br><br><b>VWF2S</b><br>1 1/4" | Fluted<br><br><b>VWF2</b><br>1 1/4" |  |   |
| 1 1/4"  |  |  |   |
| 8992  |  |  |   |
| 8992<br>8992  |  |  |   |
| 8992  |  |  |   |
| 8992<br>8992  |  |  |   |
| 8992  |  |  |   |

**Pull Style**  
A pull style must be specified when ordering any cabinet with doors.



1A



2A

**Base Options**

Alternate Black Soft Wheel Caster..... CAS44 n/c  
(standard in two-tone soft wheel)

**Finish Options**

Powder Coat, Standard ..... n/c  
Powder Coat, Premium..... \$ 165  
Platinum..... \$ 488

**NOTE** Transparent powder coats not available on cabinets

**Door Options**

Locking Outer Doors.....DLK \$ 100  
Laminate Doors with Aluminum Frame.....LAF n/c  
All Laminate Doors.....LLD n/c

**Top Options**














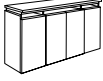

Special Laminate.....TSP call  
Custom Cutout (per cutout).....TCC \$ 120

**Accessories**

Acrylic Outer Tray for 48" Cabinet..... AAT48O \$ 151  
Acrylic Center Tray for 48" Cabinet..... AAT48C \$ 168









**Questions?**  
800 876 2120

|   |                                     |                      |                   | top ><br>edge >                         | Laminate<br>PVC   | Laminate<br>Wood  | Laminate<br>2mm Acrylic  | Laminate<br>1 1/4" Wood   | Laminate<br>1 1/4" Wood   | Laminate<br>Wood  |
|---|-------------------------------------|----------------------|-------------------|---|---|---|--|---|---|---|
|   |                                     |                      |                   |   | Flat  | Flat  | Reverse Bevel  | Square  | Bullnose  | Reverse Bevel   |
|   |                                     |                      |                   | edge ordering code ><br>top thickness > |  |  |  |  |  |  |
|   |                                     |                      |                   |   | <b>LP2S</b><br>1 1/4"   | <b>LW2S</b><br>1 1/4"   | <b>LMRA2S</b><br>1 1/4"  | <b>LWS2</b><br>1 1/4"   | <b>LWB2</b><br>1 1/4"   | <b>LWR2</b><br>1 1/4"   |
|   |                                     |                      |                   | edge ordering code ><br>top thickness > | Fluted  | Fluted  |  | Fluted  |   |   |
|   |                                     |                      |                   |   |  |  |  |  |   |   |
|   |                                     |                      |                   | edge ordering code ><br>top thickness > | <b>LPF2S</b><br>1 1/4"  | <b>LWF2S</b><br>1 1/4"  |  | <b>LWF2</b><br>1 1/4"   |   |   |
|   |                                     |                      |                   | top thickness price >                   | 1 1/4"  |   |  | 1 1/4"  |   |   |
| <b>Description</b>  |                                     | <b>Model #</b>       | <b>Product Wt</b> |   |   |   |  |   |   |   |
|    | <b>No Doors</b>                     |                      |                   |   |   |   |  |   |   |   |
|   | 20 x 60 Casters                     | <b>ENSU 2060C</b>    | 186               | 4734                                    |   |   |  | 5261  |   |   |
|   | 20 x 60 Glides                      | <b>ENSU 2060G</b>    | 186               | 4734                                    |   |   |  | 5261  |   |   |
|    | <b>Access Standard Outer Doors</b>  |                      |                   |   |   |   |  |   |   |   |
|   | <b>No Middle Doors</b>              |                      |                   |   |   |   |  |   |   |   |
|   | 20 x 60 Casters                     | <b>ENSU 2060C 01</b> | 201               | 5556                                    |   |   |  | 6170  |   |   |
|   | 20 x 60 Glides                      | <b>ENSU 2060G 01</b> | 201               | 5556                                    |   |   |  | 6170  |   |   |
|  | <b>Standard Outer Doors</b>         |                      |                   |   |   |   |  |   |   |   |
|   | <b>No Middle Doors</b>              |                      |                   |   |   |   |  |   |   |   |
|   | 20 x 60 Casters                     | <b>ENSU 2060C 05</b> | 202               | 5556                                    |   |   |  | 6170  |   |   |
|   | 20 x 60 Glides                      | <b>ENSU 2060G 05</b> | 202               | 5556                                    |   |   |  | 6170  |   |   |
|  | <b>All Access Standard Doors</b>    |                      |                   |   |   |   |  |   |   |   |
|   | 20 x 60 Casters                     | <b>ENSU 2060C 09</b> | 216               | 6432                                    |   |   |  | 7144  |   |   |
|   | 20 x 60 Glides                      | <b>ENSU 2060G 09</b> | 216               | 6432                                    |   |   |  | 7144  |   |   |
|  | <b>All Access Floor Doors</b>       |                      |                   |   |   |   |  |   |   |   |
|   | 20 x 60 Casters                     | <b>ENSU 2060G 11</b> | 220               | 6432                                    |   |   |  | 7144  |   |   |
|   | <i>Not available with casters</i>   |                      |                   |   |   |   |  |   |   |   |
|  | <b>Standard Outer Doors</b>         |                      |                   |   |   |   |  |   |   |   |
|   | <b>Access Standard Middle Doors</b> |                      |                   |   |   |   |  |   |   |   |
|   | 20 x 60 Casters                     | <b>ENSU 2060C 15</b> | 217               | 6432                                    |   |   |  | 7144  |   |   |
|   | 20 x 60 Glides                      | <b>ENSU 2060G 15</b> | 217               | 6432                                    |   |   |  | 7144  |   |   |

**To Order, Specify...**

- 1 Model Number
- 2 Cabinet Material
- 3 Edge Style, Thickness & Color
- 4 Door Profile (laminated cabinets only)
- 5 Frame & Shelf Color
- 6 Pull Style (models with doors only)
- 7 Additional Options



| Veneer Wood   | Veneer 1 1/4" Wood   | Veneer 1 1/4" Wood   | Veneer Wood   |
|---|--|--|---|
| Flat<br><br><b>VW2S</b><br>1 1/4"    | Square<br><br><b>VWS2</b><br>1 1/4" | Bullnose<br><br><b>VWB2</b><br>1 1/4" | Reverse Bevel<br><br><b>VWR2</b><br>1 1/4" |
| Fluted<br><br><b>VWF2S</b><br>1 1/4" | Fluted<br><br><b>VWF2</b><br>1 1/4" |  |   |
| 1 1/4"  |  |  |   |
| 7932<br>7932  |  |  |   |
| 9064<br>9064  |  |  |   |
| 9064<br>9064  |  |  |   |
| 10197<br>10197  |  |  |   |
| 10197   |  |  |   |
| 10197<br>10197  |  |  |   |

**Pull Style**  
A pull style must be specified when ordering any cabinet with doors.



**Base Options**

Alternate Black Soft Wheel Caster.....CAS44 n/c  
(standard in two-tone soft wheel)

**Finish Options**

Powder Coat, Standard..... n/c  
Powder Coat, Premium..... \$ 165  
Platinum..... \$ 488

**NOTE** Transparent powder coats not available on cabinets

**Door Options**

Locking Outer Doors.....DLK \$ 100  
Laminate Doors with Aluminum Frame.....LAF n/c  
All Laminate Doors.....LLD n/c

**Top Options**

Special Laminate.....TSP call  
Custom Cutout (per cutout).....TCC \$ 120
















**Accessories**

Acrylic Tray for 60" Cabinet\*.....AAT60 \$ 151  
\*Center access shelf can accommodate two trays



**Questions?**







800 876 2120

|   |  |  |                   | top ><br>edge >                         | Laminate<br>PVC   | Laminate<br>Wood  | Laminate<br>2mm Acrylic  | Laminate<br>1 1/4" Wood   | Laminate<br>1 1/4" Wood   | Laminate<br>Wood  |
|---|--|--|-------------------|---|---|---|--|---|---|---|
|   |  |  |                   |   | Flat  | Flat  | Reverse Bevel  | Square  | Bullnose  | Reverse Bevel   |
|   |  |  |                   | edge ordering code ><br>top thickness > |  |  |  |  |  |  |
|   |  |  |                   |   | <b>LP2S</b><br>1 1/4"   | <b>LW2S</b><br>1 1/4"   | <b>LMRA2S</b><br>1 1/4"  | <b>LWS2</b><br>1 1/4"   | <b>LWB2</b><br>1 1/4"   | <b>LWR2</b><br>1 1/4"   |
|   |  |  |                   | edge ordering code ><br>top thickness > | Fluted  | Fluted  |  | Fluted  |   |   |
|   |  |  |                   |   |  |  |  |  |   |   |
|   |  |  |                   | edge ordering code ><br>top thickness > | <b>LPF2S</b><br>1 1/4"  | <b>LWF2S</b><br>1 1/4"  |  | <b>LWF2</b><br>1 1/4"   |   |   |
|   |  |  |                   | top thickness price >                   | 1 1/4"  |   |  | 1 1/4"  |   |   |
| <b>Description</b>  |  | <b>Model #</b>                               | <b>Product Wt</b> |   |   |   |  |   |   |   |
|    | <b>Standard Floor Outer Doors</b><br><b>Access Floor Middle Doors</b><br>20 x 60 Glides<br><i>Not available with casters</i> | <b>ENSU 2060G 17</b>                         | 221               | 6432                                    |   |   |  | 7144  |   |   |
|    | <b>All Standard Doors</b><br>20 x 60 Casters<br>20 x 60 Glides   | <b>ENSU 2060C 20</b><br><b>ENSU 2060G 20</b> | 217<br>217        | 6432<br>6432                            |   |   |  | 7144<br>7144  |   |   |
|  | <b>All Standard Floor Doors</b><br>20 x 60 Glides<br><i>Not available with casters</i>                                       | <b>ENSU 2060G 22</b>                         | 222               | 6432                                    |   |   |  | 7144  |   |   |
|  | <b>Access Standard 3form Outer Doors</b><br><b>No Middle Doors</b><br>20 x 60 Casters<br>20 x 60 Glides                      | <b>ENSU 2060C 02</b><br><b>ENSU 2060G 02</b> | 203<br>203        | 6027<br>6027                            |   |   |  | 6696<br>6696  |   |   |
|  | <b>Standard 3form Outer Doors</b><br><b>No Middle Doors</b><br>20 x 60 Casters<br>20 x 60 Glides                             | <b>ENSU 2060C 06</b><br><b>ENSU 2060G 06</b> | 204<br>204        | 6027<br>6027                            |   |   |  | 6696<br>6696  |   |   |
|  | <b>Access Standard Outer Doors</b><br><b>Access Standard 3form Middle Doors</b><br>20 x 60 Casters<br>20 x 60 Glides         | <b>ENSU 2060C 13</b><br><b>ENSU 2060G 13</b> | 217<br>217        | 6905<br>6905                            |   |   |  | 7672<br>7672  |   |   |

**To Order, Specify...**

- 1 Model Number
- 2 Cabinet Material
- 3 Edge Style, Thickness & Color
- 4 Door Profile (laminated cabinets only)
- 5 3form Selection
- 6 Frame & Shelf Color
- 7 Pull Style (models with doors only)
- 8 Additional Options



| Veneer Wood   | Veneer 1 1/4" Wood   | Veneer 1 1/4" Wood   | Veneer Wood   |
|---|--|--|---|
| Flat<br><br><b>VW2S</b><br>1 1/4"    | Square<br><br><b>VWS2</b><br>1 1/4" | Bullnose<br><br><b>VWB2</b><br>1 1/4" | Reverse Bevel<br><br><b>VWR2</b><br>1 1/4" |
| Fluted<br><br><b>VWF2S</b><br>1 1/4" | Fluted<br><br><b>VWF2</b><br>1 1/4" |  |   |
| 1 1/4"  |  |  |   |
| 10197   |  |  |   |
| 10197<br>10197  |  |  |   |
| 10197   |  |  |   |
| 9136<br>9136  |  |  |   |
| 9136<br>9136  |  |  |   |
| 10268<br>10268  |  |  |   |

**Pull Style**

A pull style must be specified when ordering any cabinet with doors.



**Base Options**

Alternate Black Soft Wheel Caster..... CAS44 n/c  
(standard in two-tone soft wheel)

**Finish Options**

Powder Coat, Standard ..... n/c  
Powder Coat, Premium..... \$ 165  
Platinum..... \$ 488

**NOTE** Transparent powder coats not available on cabinets

**Door Options**

Locking Outer Doors.....DLK \$ 100  
Laminate Doors with Aluminum Frame.....LAF n/c  
All Laminate Doors.....LLD n/c

**Top Options**

Special Laminate.....TSP call  
Custom Cutout (per cutout).....TCC \$ 120













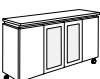

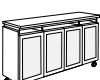
**Accessories**

Acrylic Tray for 60" Cabinet\* .....AAT60 \$ 151  
\*Center access shelf can accommodate two trays



**Questions?**







800 876 2120

|   |  |  |  | top ><br>edge >                         | Laminate<br>PVC   | Laminate<br>Wood  | Laminate<br>2mm Acrylic  | Laminate<br>1 1/4" Wood   | Laminate<br>1 1/4" Wood   | Laminate<br>Wood  |
|---|--|--|--|---|---|---|--|---|---|---|
|   |  |  |  |   | Flat  | Flat  | Reverse Bevel  | Square  | Bullnose  | Reverse Bevel   |
|   |  |  |  | edge ordering code ><br>top thickness > |  |  |  |  |  |  |
|   |  |  |  |   | <b>LP2S</b><br>1 1/4"   | <b>LW2S</b><br>1 1/4"   | <b>LMRA2S</b><br>1 1/4"  | <b>LWS2</b><br>1 1/4"   | <b>LWB2</b><br>1 1/4"   | <b>LWR2</b><br>1 1/4"   |
|   |  |  |  | edge ordering code ><br>top thickness > | Fluted  | Fluted  |  | Fluted  |   |   |
|   |  |  |  |   |  |  |  |  |   |   |
|   |  |  |  | edge ordering code ><br>top thickness > | <b>LPF2S</b><br>1 1/4"  | <b>LWF2S</b><br>1 1/4"  |  | <b>LWF2</b><br>1 1/4"   |   |   |
|   |  |  |  | top thickness price >                   | 1 1/4"  |   |  | 1 1/4"  |   |   |
|   |  | Description  | Model #                                      | Product Wt                              |   |   |  |   |   |   |
|    |  | <b>Access Floor Outer Doors</b><br><b>Access Floor 3form Middle Doors</b><br>20 x 60 Glides<br><i>Not available with casters</i>     | <b>ENSU 2060G 14</b>                         | 218                                     | 6905  |   |  | 7672  |   |   |
|    |  | <b>Standard Outer Doors</b><br><b>Access Standard 3form Middle Doors</b><br>20 x 60 Casters<br>20 x 60 Glides                        | <b>ENSU 2060C 16</b><br><b>ENSU 2060G 16</b> | 217<br>217                              | 6905<br>6905  |   |  | 7672<br>7672  |   |   |
|  |  | <b>Standard Floor Outer Doors</b><br><b>Access Floor 3form Middle Doors</b><br>20 x 60 Glides<br><i>Not available with casters</i>   | <b>ENSU 2060G 18</b>                         | 222                                     | 6905  |   |  | 7672  |   |   |
|  |  | <b>Standard Outer Doors</b><br><b>Standard 3form Middle Doors</b><br>20 x 60 Casters<br>20 x 60 Glides                               | <b>ENSU 2060C 07</b><br><b>ENSU 2060G 07</b> | 218<br>218                              | 6905<br>6905  |   |  | 7672<br>7672  |   |   |
|  |  | <b>Standard Floor Outer Doors</b><br><b>Standard Floor 3form Middle Doors</b><br>20 x 60 Glides<br><i>Not available with casters</i> | <b>ENSU 2060G 24</b>                         | 223                                     | 6905  |   |  | 7672  |   |   |
|  |  | <b>All Access Standard 3form Doors</b><br>20 x 60 Casters<br>20 x 60 Glides  | <b>ENSU 2060C 10</b><br><b>ENSU 2060G 10</b> | 217<br>217                              | 7381<br>7381  |   |  | 8199<br>8199  |   |   |

**To Order, Specify...**

- 1 Model Number
- 2 Cabinet Material
- 3 Edge Style, Thickness & Color
- 4 Door Profile (laminated cabinets only)
- 5 3form Selection
- 6 Frame & Shelf Color
- 7 Pull Style (models with doors only)
- 8 Additional Options



| Veneer Wood   | Veneer 1 1/4" Wood   | Veneer 1 1/4" Wood   | Veneer Wood   |
|---|--|--|---|
| Flat<br><br><b>VW2S</b><br>1 1/4"    | Square<br><br><b>VWS2</b><br>1 1/4" | Bullnose<br><br><b>VWB2</b><br>1 1/4" | Reverse Bevel<br><br><b>VWR2</b><br>1 1/4" |
| Fluted<br><br><b>VWF2S</b><br>1 1/4" | Fluted<br><br><b>VWF2</b><br>1 1/4" |  |   |
| 1 1/4"  |  |  |   |
| 10268   |  |  |   |
| 10268<br>10268  |  |  |   |
| 10268   |  |  |   |
| 10268<br>10268  |  |  |   |
| 10268   |  |  |   |
| 10339<br>10339  |  |  |   |

**Pull Style**  
A pull style must be specified when ordering any cabinet with doors.



**Base Options**

Alternate Black Soft Wheel Caster.....CAS44 n/c  
(standard in two-tone soft wheel)

**Finish Options**

Powder Coat, Standard..... n/c  
Powder Coat, Premium..... \$ 165  
Platinum..... \$ 488

**NOTE** Transparent powder coats not available on cabinets

**Door Options**

Locking Outer Doors.....DLK \$ 100  
Laminate Doors with Aluminum Frame.....LAF n/c  
All Laminate Doors.....LLD n/c

**Top Options**

Special Laminate.....TSP call  
Custom Cutout (per cutout).....TCC \$ 120










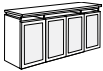

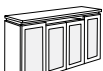
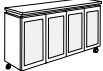

**Accessories**

Acrylic Tray for 60" Cabinet\*.....AAT60 \$ 151  
\*Center access shelf can accommodate two trays



Questions?

800 876 2120







|   |  |  |            | top ><br>edge >                         | Laminate<br>PVC   | Laminate<br>Wood  | Laminate<br>2mm Acrylic  | Laminate<br>1 1/4" Wood   | Laminate<br>1 1/4" Wood   | Laminate<br>Wood  |
|---|--|--|------------|---|---|---|--|---|---|---|
|   |  |  |            |   | Flat  | Flat  | Reverse Bevel  | Square  | Bullnose  | Reverse Bevel   |
|   |  |  |            | edge ordering code ><br>top thickness > |  |  |  |  |  |  |
|   |  |  |            |   | <b>LP2S</b><br>1 1/4"   | <b>LW2S</b><br>1 1/4"   | <b>LMRA2S</b><br>1 1/4"  | <b>LWS2</b><br>1 1/4"   | <b>LWB2</b><br>1 1/4"   | <b>LWR2</b><br>1 1/4"   |
|   |  |  |            | edge ordering code ><br>top thickness > | Fluted  | Fluted  |  | Fluted  |   |   |
|   |  |  |            |   |  |  |  |  |   |   |
|   |  |  |            | edge ordering code ><br>top thickness > | <b>LPF2S</b><br>1 1/4"  | <b>LWF2S</b><br>1 1/4"  |  | <b>LWF2</b><br>1 1/4"   |   |   |
|   |  |  |            | top thickness price >                   | 1 1/4"  |   |  | 1 1/4"  |   |   |
| Description   |  | Model #                                      | Product Wt |   |   |   |  |   |   |   |
|    | <b>All Access Floor 3form Doors</b><br>20 x 60 Glides<br><i>Not available with casters</i>   | <b>ENSU 2060G 12</b>                         | 221        | 7381                                    |   |   |  | 8199  |   |   |
|    | <b>Standard 3form Outer Doors</b><br><b>Access Standard 3form Middle Doors</b><br>20 x 60 Casters<br>20 x 60 Glides                      | <b>ENSU 2060C 19</b><br><b>ENSU 2060G 19</b> | 218<br>218 | 7381<br>7381                            |   |   |  | 8199<br>8199  |   |   |
|  | <b>Standard Floor 3form Outer Doors</b><br><b>Access Floor 3form Middle Doors</b><br>20 x 60 Glides<br><i>Not available with casters</i> | <b>ENSU 2060G 25</b>                         | 222        | 7381                                    |   |   |  | 8199  |   |   |
|  | <b>All Standard 3form Doors</b><br>20 x 60 Casters<br>20 x 60 Glides   | <b>ENSU 2060C 21</b><br><b>ENSU 2060G 21</b> | 219<br>219 | 7381<br>7381                            |   |   |  | 8199<br>8199  |   |   |
|  | <b>All Standard Floor 3form Doors</b><br>20 x 60 Glides<br><i>Not available with casters</i>   | <b>ENSU 2060G 23</b>                         | 219        | 7381                                    |   |   |  | 8199  |   |   |

To Order, Specify...

- 1 Model Number
- 2 Cabinet Material
- 3 Edge Style, Thickness & Color
- 4 Door Profile (laminated cabinets only)
- 5 3form Selection
- 6 Frame & Shelf Color
- 7 Pull Style (models with doors only)
- 8 Additional Options





| Veneer Wood   | Veneer 1 1/4" Wood   | Veneer 1 1/4" Wood   | Veneer Wood   |
|---|--|--|---|
| Flat<br><br><b>VW2S</b><br>1 1/4"    | Square<br><br><b>VWS2</b><br>1 1/4" | Bullnose<br><br><b>VWB2</b><br>1 1/4" | Reverse Bevel<br><br><b>VWR2</b><br>1 1/4" |
| Fluted<br><br><b>VWF2S</b><br>1 1/4" | Fluted<br><br><b>VWF2</b><br>1 1/4" |  |   |
| 1 1/4"  |  |  |   |
| 10339   |  |  |   |
| 10339<br>10339  |  |  |   |
| 10339   |  |  |   |
| 10339<br>10339  |  |  |   |
| 10339   |  |  |   |

**Pull Style**  
A pull style must be specified when ordering any cabinet with doors.



**Base Options**

Alternate Black Soft Wheel Caster.....CAS44 n/c  
(standard in two-tone soft wheel)

**Finish Options**

Powder Coat, Standard ..... n/c  
Powder Coat, Premium..... \$ 165  
Platinum..... \$ 488

**NOTE** Transparent powder coats not available on cabinets

**Door Options**

Locking Outer Doors.....DLK \$ 100

**Top Options**

Special Laminate.....TSP call  
Custom Cutout (per cutout) .....TCC \$ 120

**Accessories**

Acrylic Tray for 60" Cabinet\* .....AAT60 \$ 151

\*Center access shelf can accommodate two trays



**Questions?**  
800 876 2120

top >  
edge >

|   |                        |                         |   |                         |                       |
|---|------------------------|-------------------------|---|-------------------------|-----------------------|
| Laminate<br>PVC                         | Laminate<br>Wood       | Laminate<br>2mm Acrylic | Laminate<br>1 1/4" Wood                 | Laminate<br>1 1/4" Wood | Laminate<br>Wood      |
| Flat                                    | Flat                   | Reverse Bevel           | Square                                  | Bullnose                | Reverse Bevel         |
|   |                        |                         |   |                         |                       |
| <b>LP2S</b><br>1 1/4"                   | <b>LW2S</b><br>1 1/4"  | <b>LMRA2S</b><br>1 1/4" | <b>LWS2</b><br>1 1/4"                   | <b>LWB2</b><br>1 1/4"   | <b>LWR2</b><br>1 1/4" |
| Fluted                                  | Fluted                 |                         | Fluted                                  |                         |                       |
|   |                        |                         |   |                         |                       |
| <b>LPF2S</b><br>1 1/4"                  | <b>LWF2S</b><br>1 1/4" |                         | <b>LWF2</b><br>1 1/4"                   |                         |                       |
| edge ordering code ><br>top thickness > |                        |                         | edge ordering code ><br>top thickness > |                         |                       |
| 1 1/4"                                  |                        |                         | 1 1/4"                                  |                         |                       |

edge ordering code >  
top thickness >

edge ordering code >  
top thickness >







top thickness price >

|  | Description   | Model #              | Product Wt | Price | Price |
|--|---|----------------------|------------|-------|-------|
|  | <b>No Doors</b><br>20 x 72 Glides<br><i>Not available with casters</i>  | <b>ENSU 2072G</b>    | 214        | 4970  | 5522  |
|  | <b>Access Standard Outer Doors</b><br><b>No Middle Doors</b><br>20 x 72 Glides<br><i>Not available with casters</i>       | <b>ENSU 2072G 01</b> | 229        | 6256  | 6950  |
|  | <b>Standard Outer Doors</b><br><b>No Middle Doors</b><br>20 x 72 Glides<br><i>Not available with casters</i>              | <b>ENSU 2072G 05</b> | 230        | 6256  | 6950  |
|  | <b>All Access Standard Doors</b><br>20 x 72 Glides<br><i>Not available with casters</i>                                   | <b>ENSU 2072G 09</b> | 251        | 7207  | 8004  |
|  | <b>All Access Floor Doors</b><br>20 x 72 Glides<br><i>Not available with casters</i>                                      | <b>ENSU 2072G 11</b> | 255        | 7207  | 8004  |
|  | <b>Standard Outer Doors</b><br><b>Access Standard Middle Doors</b><br>20 x 72 Glides<br><i>Not available with casters</i> | <b>ENSU 2072G 15</b> | 252        | 7207  | 8004  |

**To Order, Specify...**

- 1 Model Number
- 2 Cabinet Material
- 3 Edge Style, Thickness & Color
- 4 Door Profile (laminated cabinets only)
- 5 Frame & Shelf Color
- 6 Pull Style (models with doors only)
- 7 Additional Options



| Veneer Wood   | Veneer 1 1/4" Wood  | Veneer 1 1/4" Wood  | Veneer Wood  |
|---|---|---|--|
| Flat<br>   | Square<br> | Bullnose<br> | Reverse Bevel<br> |
| <b>VW2S</b><br>1 1/4"   | <b>VWS2</b><br>1 1/4"   | <b>VWB2</b><br>1 1/4"   | <b>VWR2</b><br>1 1/4"  |
| Fluted<br> | Fluted<br> |   |  |
| <b>VWF2S</b><br>1 1/4"  | <b>VWF2</b><br>1 1/4"   |   |  |
| 1 1/4"  |   |   |  |
| 8956  |   |   |  |
| 10280   |   |   |  |
| 10280   |   |   |  |
| 11591   |   |   |  |
| 11591   |   |   |  |
| 11591   |   |   |  |

**Pull Style**  
A pull style must be specified when ordering any cabinet with doors.



**Finish Options**

- Powder Coat, Standard ..... n/c
- Powder Coat, Premium..... \$ 165
- Platinum..... \$ 488

**NOTE** Transparent powder coats not available on cabinets

**Door Options**

- Locking Outer Doors.....DLK \$ 100
- Laminate Doors with Aluminum Frame.....LAF n/c
- All Laminate Doors .....LLD n/c

**Top Options**

- Special Laminate.....TSP call
- Custom Cutout (per cutout) .....TCC \$ 120

**Accessories**

- Acrylic Tray for 72" Cabinet\*.....AAT72 \$ 168

\*Center access shelf can accommodate two trays



**Questions?**

800 876 2120







|  |                        |                        |                         |                         |                         |                       |
|--|------------------------|------------------------|-------------------------|-------------------------|-------------------------|-----------------------|
| top ><br>edge >  | Laminate<br>PVC        | Laminate<br>Wood       | Laminate<br>2mm Acrylic | Laminate<br>1 1/4" Wood | Laminate<br>1 1/4" Wood | Laminate<br>Wood      |
|  | Flat                   | Flat                   | Reverse Bevel           | Square                  | Bullnose                | Reverse Bevel         |
|  |                        |                        |                         |                         |                         |                       |
| edge ordering code ><br>top thickness >                          | <b>LP2S</b><br>1 1/4"  | <b>LW2S</b><br>1 1/4"  | <b>LMRA2S</b><br>1 1/4" | <b>LWS2</b><br>1 1/4"   | <b>LWB2</b><br>1 1/4"   | <b>LWR2</b><br>1 1/4" |
|  | Fluted                 | Fluted                 |                         | Fluted                  |                         |                       |
|  |                        |                        |                         |                         |                         |                       |
| edge ordering code ><br>top thickness ><br>top thickness price > | <b>LPF2S</b><br>1 1/4" | <b>LWF2S</b><br>1 1/4" |                         | <b>LWF2</b><br>1 1/4"   |                         |                       |
|  | 1 1/4"                 |                        |                         | 1 1/4"                  |                         |                       |

|  | Description  | Model #              | Product Wt |      |      |
|--|--|----------------------|------------|------|------|
|  | <b>Standard Floor Outer Doors</b><br><b>Access Floor Middle Doors</b><br>20 x 72 Glides<br><i>Not available with casters</i>           | <b>ENSU 2072G 17</b> | 256        | 7207 | 8004 |
|  | <b>All Standard Doors</b><br>20 x 72 Glides<br><i>Not available with casters</i>   | <b>ENSU 2072G 20</b> | 252        | 7207 | 8004 |
|  | <b>All Standard Floor Doors</b><br>20 x 72 Glides<br><i>Not available with casters</i>   | <b>ENSU 2072G 22</b> | 257        | 7207 | 8004 |
|  | <b>Access Standard 3form Outer Doors</b><br><b>No Middle Doors</b><br>20 x 72 Glides<br><i>Not available with casters</i>              | <b>ENSU 2072G 02</b> | 231        | 7057 | 7839 |
|  | <b>Standard 3form Outer Doors</b><br><b>No Middle Doors</b><br>20 x 72 Glides<br><i>Not available with casters</i>                     | <b>ENSU 2072G 06</b> | 232        | 7057 | 7839 |
|  | <b>Access Standard Outer Doors</b><br><b>Access Standard 3form Middle Doors</b><br>20 x 72 Glides<br><i>Not available with casters</i> | <b>ENSU 2072G 13</b> | 252        | 8004 | 8894 |

**To Order, Specify...**

- 1 Model Number
- 2 Cabinet Material
- 3 Edge Style, Thickness & Color
- 4 Door Profile (laminated cabinets only)
- 5 3form Selection
- 6 Frame & Shelf Color
- 7 Pull Style (models with doors only)
- 8 Additional Options



| Veneer Wood   | Veneer 1 1/4" Wood  | Veneer 1 1/4" Wood  | Veneer Wood  |
|---|---|---|--|
| Flat<br>   | Square<br> | Bullnose<br> | Reverse Bevel<br> |
| <b>VW2S</b><br>1 1/4"   | <b>VWS2</b><br>1 1/4"   | <b>VWB2</b><br>1 1/4"   | <b>VWR2</b><br>1 1/4"  |
| Fluted<br> | Fluted<br> |   |  |
| <b>VWF2S</b><br>1 1/4"  | <b>VWF2</b><br>1 1/4"   |   |  |
| 1 1/4"  |   |   |  |
| 11591   |   |   |  |
| 11591   |   |   |  |
| 11591   |   |   |  |
| 10465   |   |   |  |
| 10465   |   |   |  |
| 11774   |   |   |  |

**Pull Style**  
A pull style must be specified when ordering any cabinet with doors.



**Finish Options**

- Powder Coat, Standard ..... n/c
- Powder Coat, Premium..... \$ 165
- Platinum..... \$ 488

**NOTE** Transparent powder coats not available on cabinets

**Door Options**

- Locking Outer Doors.....DLK \$ 100
- Laminate Doors with Aluminum Frame.....LAF n/c
- All Laminate Doors .....LLD n/c

**Top Options**

- Special Laminate.....TSP call
- Custom Cutout (per cutout) .....TCC \$ 120

**Accessories**

- Acrylic Tray for 72" Cabinet\*.....AAT72 \$ 168

\*Center access shelf can accommodate two trays



Questions?

800 876 2120







|  |                        |                        |                         |                       |                       |                       |
|--|------------------------|------------------------|-------------------------|-----------------------|-----------------------|-----------------------|
| top > edge >   | Laminate PVC           | Laminate Wood          | Laminate 2mm Acrylic    | Laminate 1 1/4" Wood  | Laminate 1 1/4" Wood  | Laminate Wood         |
|  | Flat                   | Flat                   | Reverse Bevel           | Square                | Bullnose              | Reverse Bevel         |
|  |                        |                        |                         |                       |                       |                       |
| edge ordering code > top thickness >                       | <b>LP2S</b><br>1 1/4"  | <b>LW2S</b><br>1 1/4"  | <b>LMRA2S</b><br>1 1/4" | <b>LWS2</b><br>1 1/4" | <b>LWB2</b><br>1 1/4" | <b>LWR2</b><br>1 1/4" |
|  | Fluted                 | Fluted                 |                         | Fluted                |                       |                       |
|  |                        |                        |                         |                       |                       |                       |
| edge ordering code > top thickness > top thickness price > | <b>LPF2S</b><br>1 1/4" | <b>LWF2S</b><br>1 1/4" |                         | <b>LWF2</b><br>1 1/4" |                       |                       |
|  | 1 1/4"                 |                        |                         | 1 1/4"                |                       |                       |

|  | Description   | Model #       | Product Wt |      |      |
|--|---|---------------|------------|------|------|
|  | <b>Access Floor Outer Doors</b><br><b>Access Floor 3form Middle Doors</b><br>20 x 72 Glides<br>Not available with casters     | ENSU 2072G 14 | 253        | 8004 | 8894 |
|  | <b>Standard Outer Doors</b><br><b>Access Standard 3form Middle Doors</b><br>20 x 72 Glides<br>Not available with casters      | ENSU 2072G 16 | 252        | 8004 | 8894 |
|  | <b>Standard Floor Outer Doors</b><br><b>Access Floor 3form Middle Doors</b><br>20 x 72 Glides<br>Not available with casters   | ENSU 2072G 18 | 257        | 8004 | 8894 |
|  | <b>Standard Outer Doors</b><br><b>Standard 3form Middle Doors</b><br>20 x 72 Glides<br>Not available with casters             | ENSU 2072G 07 | 253        | 8004 | 8894 |
|  | <b>Standard Floor Outer Doors</b><br><b>Standard Floor 3form Middle Doors</b><br>20 x 72 Glides<br>Not available with casters | ENSU 2072G 24 | 261        | 8004 | 8894 |
|  | <b>All Access Standard 3form Doors</b><br>20 x 72 Glides<br>Not available with casters  | ENSU 2072G 10 | 252        | 8804 | 9783 |

To Order, Specify...

- 1 Model Number
- 2 Cabinet Material
- 3 Edge Style, Thickness & Color
- 4 Door Profile (laminated cabinets only)
- 5 3form Selection
- 6 Frame & Shelf Color
- 7 Pull Style (models with doors only)
- 8 Additional Options



| Veneer Wood   | Veneer 1 1/4" Wood  | Veneer 1 1/4" Wood  | Veneer Wood  |
|---|---|---|--|
| Flat<br>   | Square<br> | Bullnose<br> | Reverse Bevel<br> |
| <b>VW2S</b><br>1 1/4"   | <b>VWS2</b><br>1 1/4"   | <b>VWB2</b><br>1 1/4"   | <b>VWR2</b><br>1 1/4"  |
| Fluted<br> | Fluted<br> |   |  |
| <b>VWF2S</b><br>1 1/4"  | <b>VWF2</b><br>1 1/4"   |   |  |
| 1 1/4"  |   |   |  |
| 11774   |   |   |  |
| 11774   |   |   |  |
| 11774   |   |   |  |
| 11774   |   |   |  |
| 11774   |   |   |  |
| 11958   |   |   |  |

**Pull Style**  
A pull style must be specified when ordering any cabinet with doors.



**Finish Options**

- Powder Coat, Standard ..... n/c
- Powder Coat, Premium..... \$ 165
- Platinum..... \$ 488

**NOTE** Transparent powder coats not available on cabinets

**Door Options**

- Locking Outer Doors.....DLK \$ 100
- Laminate Doors with Aluminum Frame.....LAF n/c
- All Laminate Doors .....LLD n/c

**Top Options**

- Special Laminate.....TSP call
- Custom Cutout (per cutout) .....TCC \$ 120

**Accessories**

- Acrylic Tray for 72" Cabinet\*.....AAT72 \$ 168

\*Center access shelf can accommodate two trays



**Questions?**  
800 876 2120

|   |                        |                        |                         |                         |                         |                       |
|---|------------------------|------------------------|-------------------------|-------------------------|-------------------------|-----------------------|
| top ><br>edge >                         | Laminate<br>PVC        | Laminate<br>Wood       | Laminate<br>2mm Acrylic | Laminate<br>1 1/4" Wood | Laminate<br>1 1/4" Wood | Laminate<br>Wood      |
|   | Flat                   | Flat                   | Reverse Bevel           | Square                  | Bullnose                | Reverse Bevel         |
|   |                        |                        |                         |                         |                         |                       |
| edge ordering code ><br>top thickness > | <b>LP2S</b><br>1 1/4"  | <b>LW2S</b><br>1 1/4"  | <b>LMRA2S</b><br>1 1/4" | <b>LWS2</b><br>1 1/4"   | <b>LWB2</b><br>1 1/4"   | <b>LWR2</b><br>1 1/4" |
|   | Fluted                 | Fluted                 |                         | Fluted                  |                         |                       |
|   |                        |                        |                         |                         |                         |                       |
| edge ordering code ><br>top thickness > | <b>LPF2S</b><br>1 1/4" | <b>LWF2S</b><br>1 1/4" |                         | <b>LWF2</b><br>1 1/4"   |                         |                       |
| top thickness price >                   | 1 1/4"                 |                        | 1 1/4"                  |                         |                         |                       |







|  | Description  | Model #              | Product Wt |      |      |
|--|--|----------------------|------------|------|------|
|  | <b>All Access Floor 3form Doors</b><br>20 x 72 Glides<br><i>Not available with casters</i>   | <b>ENSU 2072G 12</b> | 256        | 8804 | 9783 |
|  | <b>Standard 3form Outer Doors</b><br><b>Access Standard 3form Middle Doors</b><br>20 x 72 Glides<br><i>Not available with casters</i>    | <b>ENSU 2072G 19</b> | 253        | 8804 | 9783 |
|  | <b>Standard Floor 3form Outer Doors</b><br><b>Access Floor 3form Middle Doors</b><br>20 x 72 Glides<br><i>Not available with casters</i> | <b>ENSU 2072G 25</b> | 260        | 8804 | 9783 |
|  | <b>All Standard 3form Doors</b><br>20 x 72 Glides<br><i>Not available with casters</i>   | <b>ENSU 2072G 21</b> | 254        | 8804 | 9783 |
|  | <b>All Standard Floor 3form Doors</b><br>20 x 72 Glides<br><i>Not available with casters</i>   | <b>ENSU 2072G 23</b> | 263        | 8804 | 9783 |

**To Order, Specify...**

- 1 Model Number
- 2 Cabinet Material
- 3 Edge Style, Thickness & Color
- 4 Door Profile (laminated cabinets only)
- 5 3form Selection
- 6 Frame & Shelf Color
- 7 Pull Style (models with doors only)
- 8 Additional Options





| Veneer Wood   | Veneer 1 1/4" Wood  | Veneer 1 1/4" Wood  | Veneer Wood  |
|---|---|---|--|
| Flat<br>   | Square<br> | Bullnose<br> | Reverse Bevel<br> |
| <b>VW2S</b><br>1 1/4"   | <b>VWS2</b><br>1 1/4"   | <b>VWB2</b><br>1 1/4"   | <b>VWR2</b><br>1 1/4"  |
| Fluted<br> | Fluted<br> |   |  |
| <b>VWF2S</b><br>1 1/4"  | <b>VWF2</b><br>1 1/4"   |   |  |
| 1 1/4"  |   |   |  |
| 11958   |   |   |  |
| 11958   |   |   |  |
| 11958   |   |   |  |
| 11958   |   |   |  |
| 11958   |   |   |  |

**Pull Style**  
A pull style must be specified when ordering any cabinet with doors.



1A



2A

**Finish Options**

- Powder Coat, Standard ..... n/c
- Powder Coat, Premium..... \$ 165
- Platinum..... \$ 488

**NOTE** Transparent powder coats not available on cabinets

**Door Options**

- Locking Outer Doors.....DLK \$ 100

**Top Options**

- Special Laminate.....TSP call
- Custom Cutout (per cutout) .....TCC \$ 120

**Accessories**

- Acrylic Tray for 72" Cabinet\*.....AAT72 \$ 168

\*Center access shelf can accommodate two trays



**Questions?**  
800 876 2120







|   |                        |                        |                         |                         |                         |                       |
|---|------------------------|------------------------|-------------------------|-------------------------|-------------------------|-----------------------|
| top ><br>edge >                         | Laminate<br>PVC        | Laminate<br>Wood       | Laminate<br>2mm Acrylic | Laminate<br>1 1/4" Wood | Laminate<br>1 1/4" Wood | Laminate<br>Wood      |
|   | Flat                   | Flat                   | Reverse Bevel           | Square                  | Bullnose                | Reverse Bevel         |
|   |                        |                        |                         |                         |                         |                       |
| edge ordering code ><br>top thickness > | <b>LP2S</b><br>1 1/4"  | <b>LW2S</b><br>1 1/4"  | <b>LMRA2S</b><br>1 1/4" | <b>LWS2</b><br>1 1/4"   | <b>LWB2</b><br>1 1/4"   | <b>LWR2</b><br>1 1/4" |
|   | Fluted                 | Fluted                 |                         | Fluted                  |                         |                       |
|   |                        |                        |                         |                         |                         |                       |
| edge ordering code ><br>top thickness > | <b>LPF2S</b><br>1 1/4" | <b>LWF2S</b><br>1 1/4" |                         | <b>LWF2</b><br>1 1/4"   |                         |                       |
| top thickness price >                   | 1 1/4"                 |                        | 1 1/4"                  |                         |                         |                       |

|  | Description   | Model #              | Product Wt | Price | Price |
|--|---|----------------------|------------|-------|-------|
|  | <b>No Doors</b><br>20 x 84 Glides<br><i>Not available with casters</i>  | <b>ENSU 2084G</b>    | 254        | 8950  | 9950  |
|  | <b>Access Standard Outer Doors</b><br><b>No Middle Doors</b><br>20 x 84 Glides<br><i>Not available with casters</i>       | <b>ENSU 2084G 01</b> | 268        | 10587 | 11764 |
|  | <b>Standard Outer Doors</b><br><b>No Middle Doors</b><br>20 x 84 Glides<br><i>Not available with casters</i>              | <b>ENSU 2084G 05</b> | 269        | 10587 | 11764 |
|  | <b>All Access Standard Doors</b><br>20 x 84 Glides<br><i>Not available with casters</i>                                   | <b>ENSU 2084G 09</b> | 289        | 11297 | 12549 |
|  | <b>All Access Floor Doors</b><br>20 x 84 Glides<br><i>Not available with casters</i>                                      | <b>ENSU 2084G 11</b> | 299        | 11297 | 12549 |
|  | <b>Standard Outer Doors</b><br><b>Access Standard Middle Doors</b><br>20 x 84 Glides<br><i>Not available with casters</i> | <b>ENSU 2084G 15</b> | 290        | 11297 | 12549 |

**To Order, Specify...**

- 1 Model Number
- 2 Cabinet Material
- 3 Edge Style, Thickness & Color
- 4 Door Profile (laminated cabinets only)
- 5 Frame & Shelf Color
- 6 Pull Style (models with doors only)
- 7 Additional Options



| Veneer Wood   | Veneer 1 1/4" Wood  | Veneer 1 1/4" Wood  | Veneer Wood  |
|---|---|---|--|
| Flat<br>   | Square<br> | Bullnose<br> | Reverse Bevel<br> |
| <b>VW2S</b><br>1 1/4"   | <b>VWS2</b><br>1 1/4"   | <b>VWB2</b><br>1 1/4"   | <b>VWR2</b><br>1 1/4"  |
| Fluted<br> | Fluted<br> |   |  |
| <b>VWF2S</b><br>1 1/4"  | <b>VWF2</b><br>1 1/4"   |   |  |
| 1 1/4"  |   |   |  |
| 14335   |   |   |  |
| 16607   |   |   |  |
| 16607   |   |   |  |
| 17985   |   |   |  |
| 17985   |   |   |  |
| 17985   |   |   |  |

**Pull Style**  
A pull style must be specified when ordering any cabinet with doors.



1A



2A

**Finish Options**

- Powder Coat, Standard ..... n/c
- Powder Coat, Premium..... \$ 165
- Platinum..... \$ 488

**NOTE** Transparent powder coats not available on cabinets

**Door Options**

- Locking Outer Doors.....DLK \$ 100
- Laminate Doors with Aluminum Frame.....LAF n/c
- All Laminate Doors .....LLD n/c

**Top Options**

- Special Laminate.....TSP call
- Custom Cutout (per cutout) .....TCC \$ 120

**Accessories**

- Acrylic Outer Tray for 84" Cabinet.....AAT84O \$ 168
- Acrylic Center Tray for 84" Cabinet\*.....AAT84C \$ 230

\*Center access shelf can accommodate two trays



**Questions?**

800 876 2120







|   |                        |                        |                         |                         |                         |                       |
|---|------------------------|------------------------|-------------------------|-------------------------|-------------------------|-----------------------|
| top ><br>edge >                         | Laminate<br>PVC        | Laminate<br>Wood       | Laminate<br>2mm Acrylic | Laminate<br>1 1/4" Wood | Laminate<br>1 1/4" Wood | Laminate<br>Wood      |
|   | Flat                   | Flat                   | Reverse Bevel           | Square                  | Bullnose                | Reverse Bevel         |
|   |                        |                        |                         |                         |                         |                       |
| edge ordering code ><br>top thickness > | <b>LP2S</b><br>1 1/4"  | <b>LW2S</b><br>1 1/4"  | <b>LMRA2S</b><br>1 1/4" | <b>LWS2</b><br>1 1/4"   | <b>LWB2</b><br>1 1/4"   | <b>LWR2</b><br>1 1/4" |
|   | Fluted                 | Fluted                 |                         | Fluted                  |                         |                       |
|   |                        |                        |                         |                         |                         |                       |
| edge ordering code ><br>top thickness > | <b>LPF2S</b><br>1 1/4" | <b>LWF2S</b><br>1 1/4" |                         | <b>LWF2</b><br>1 1/4"   |                         |                       |
| top thickness price >                   | 1 1/4"                 |                        | 1 1/4"                  |                         |                         |                       |

|  | Description  | Model #              | Product Wt | 1 1/4" | 1 1/4" |
|--|--|----------------------|------------|--------|--------|
|  | <b>Standard Floor Outer Doors</b><br><b>Access Floor Middle Doors</b><br>20 x 84 Glides<br><i>Not available with casters</i>           | <b>ENSU 2084G 17</b> | 299        | 11297  | 12549  |
|  | <b>All Standard Doors</b><br>20 x 84 Glides<br><i>Not available with casters</i>   | <b>ENSU 2084G 20</b> | 293        | 11297  | 12549  |
|  | <b>All Standard Floor Doors</b><br>20 x 84 Glides<br><i>Not available with casters</i>   | <b>ENSU 2084G 22</b> | 302        | 11297  | 12549  |
|  | <b>Access Standard 3form Outer Doors</b><br><b>No Middle Doors</b><br>20 x 84 Glides<br><i>Not available with casters</i>              | <b>ENSU 2084G 02</b> | 270        | 11537  | 12820  |
|  | <b>Standard 3form Outer Doors</b><br><b>No Middle Doors</b><br>20 x 84 Glides<br><i>Not available with casters</i>                     | <b>ENSU 2084G 06</b> | 271        | 11537  | 12820  |
|  | <b>Access Standard Outer Doors</b><br><b>Access Standard 3form Middle Doors</b><br>20 x 84 Glides<br><i>Not available with casters</i> | <b>ENSU 2084G 13</b> | 290        | 11537  | 12820  |

**To Order, Specify...**

- 1 Model Number
- 2 Cabinet Material
- 3 Edge Style, Thickness & Color
- 4 Door Profile (laminated cabinets only)
- 5 3form Selection
- 6 Frame & Shelf Color
- 7 Pull Style (models with doors only)
- 8 Additional Options



| Veneer Wood   | Veneer 1 1/4" Wood  | Veneer 1 1/4" Wood  | Veneer Wood  |
|---|---|---|--|
| Flat<br>   | Square<br> | Bullnose<br> | Reverse Bevel<br> |
| <b>VW2S</b><br>1 1/4"   | <b>VWS2</b><br>1 1/4"   | <b>VWB2</b><br>1 1/4"   | <b>VWR2</b><br>1 1/4"  |
| Fluted<br> | Fluted<br> |   |  |
| <b>VWF2S</b><br>1 1/4"  | <b>VWF2</b><br>1 1/4"   |   |  |
| 1 1/4"  |   |   |  |
| 17985   |   |   |  |
| 17985   |   |   |  |
| 17985   |   |   |  |
| 16635   |   |   |  |
| 16635   |   |   |  |
| 16635   |   |   |  |

**Pull Style**  
A pull style must be specified when ordering any cabinet with doors.



**Finish Options**

- Powder Coat, Standard ..... n/c
- Powder Coat, Premium..... \$ 165
- Platinum..... \$ 488

**NOTE** Transparent powder coats not available on cabinets

**Door Options**

- Locking Outer Doors.....DLK \$ 100
- Laminate Doors with Aluminum Frame.....LAF n/c
- All Laminate Doors .....LLD n/c

**Top Options**

- Special Laminate.....TSP call
- Custom Cutout (per cutout) .....TCC \$ 120

**Accessories**










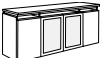
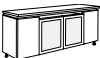
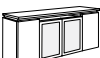
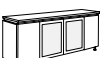
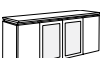

- Acrylic Outer Tray for 84" Cabinet.....AAT84O \$ 168
- Acrylic Center Tray for 84" Cabinet\*.....AAT84C \$ 230

\*Center access shelf can accommodate two trays



**Questions?**







800 876 2120

|   |  |                      |                   | top ><br>edge >                         | Laminate<br>PVC   | Laminate<br>Wood  | Laminate<br>2mm Acrylic  | Laminate<br>1 1/4" Wood   | Laminate<br>1 1/4" Wood   | Laminate<br>Wood  |
|---|--|----------------------|-------------------|---|---|---|--|---|---|---|
|   |  |                      |                   |   | Flat  | Flat  | Reverse Bevel  | Square  | Bullnose  | Reverse Bevel   |
|   |  |                      |                   | edge ordering code ><br>top thickness > |  |  |  |  |  |  |
|   |  |                      |                   |   | <b>LP2S</b><br>1 1/4"   | <b>LW2S</b><br>1 1/4"   | <b>LMRA2S</b><br>1 1/4"  | <b>LWS2</b><br>1 1/4"   | <b>LWB2</b><br>1 1/4"   | <b>LWR2</b><br>1 1/4"   |
|   |  |                      |                   | edge ordering code ><br>top thickness > | Fluted  | Fluted  |  | Fluted  |   |   |
|   |  |                      |                   |   |  |  |  |  |   |   |
|   |  |                      |                   | edge ordering code ><br>top thickness > | <b>LPF2S</b><br>1 1/4"  | <b>LWF2S</b><br>1 1/4"  |  | <b>LWF2</b><br>1 1/4"   |   |   |
|   |  |                      |                   | top thickness price >                   | 1 1/4"  |   |  | 1 1/4"  |   |   |
| <b>Description</b>  |  | <b>Model #</b>       | <b>Product Wt</b> |   |   |   |  |   |   |   |
|    | <b>Access Floor Outer Doors</b><br><b>Access Floor 3form Middle Doors</b><br>20 x 84 Glides<br><i>Not available with casters</i>     | <b>ENSU 2084G 14</b> | 297               |   | 12098   |   |  | 13440   |   |   |
|    | <b>Standard Outer Doors</b><br><b>Access Standard 3form Middle Doors</b><br>20 x 84 Glides<br><i>Not available with casters</i>      | <b>ENSU 2084G 16</b> | 290               |   | 12098   |   |  | 13440   |   |   |
|  | <b>Standard Floor Outer Doors</b><br><b>Access Floor 3form Middle Doors</b><br>20 x 84 Glides<br><i>Not available with casters</i>   | <b>ENSU 2084G 18</b> | 300               |   | 12098   |   |  | 13440   |   |   |
|  | <b>Standard Outer Doors</b><br><b>Standard 3form Middle Doors</b><br>20 x 84 Glides<br><i>Not available with casters</i>             | <b>ENSU 2084G 07</b> | 291               |   | 12098   |   |  | 13440   |   |   |
|  | <b>Standard Floor Outer Doors</b><br><b>Standard Floor 3form Middle Doors</b><br>20 x 84 Glides<br><i>Not available with casters</i> | <b>ENSU 2084G 24</b> | 300               |   | 12098   |   |  | 13440   |   |   |
|  | <b>All Access Standard 3form Doors</b><br>20 x 84 Glides<br><i>Not available with casters</i>  | <b>ENSU 2084G 10</b> | 290               |   | 13049   |   |  | 14494   |   |   |

**To Order, Specify...**

- 1 Model Number
- 2 Cabinet Material
- 3 Edge Style, Thickness & Color
- 4 Door Profile (laminated cabinets only)
- 5 3form Selection
- 6 Frame & Shelf Color
- 7 Pull Style (models with doors only)
- 8 Additional Options



| Veneer Wood   | Veneer 1 1/4" Wood  | Veneer 1 1/4" Wood  | Veneer Wood  |
|---|---|---|--|
| Flat<br>   | Square<br> | Bullnose<br> | Reverse Bevel<br> |
| <b>VW2S</b><br>1 1/4"   | <b>VWS2</b><br>1 1/4"   | <b>VWB2</b><br>1 1/4"   | <b>VWR2</b><br>1 1/4"  |
| Fluted<br> | Fluted<br> |   |  |
| <b>VWF2S</b><br>1 1/4"  | <b>VWF2</b><br>1 1/4"   |   |  |
| 1 1/4"  |   |   |  |
| 17947   |   |   |  |
| 17947   |   |   |  |
| 17947   |   |   |  |
| 17947   |   |   |  |
| 17947   |   |   |  |
| 17977   |   |   |  |

**Pull Style**  
A pull style must be specified when ordering any cabinet with doors.



**Finish Options**

- Powder Coat, Standard ..... n/c
- Powder Coat, Premium..... \$ 165
- Platinum..... \$ 488

**NOTE** Transparent powder coats not available on cabinets

**Door Options**

- Locking Outer Doors.....DLK \$ 100
- Laminate Doors with Aluminum Frame.....LAF n/c
- All Laminate Doors .....LLD n/c

**Top Options**

- Special Laminate.....TSP call
- Custom Cutout (per cutout) .....TCC \$ 120










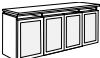
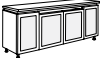
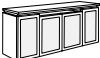
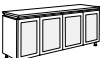
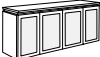
**Accessories**

- Acrylic Outer Tray for 84" Cabinet.....AAT84O \$ 168
- Acrylic Center Tray for 84" Cabinet\*.....AAT84C \$ 230

\*Center access shelf can accommodate two trays



**Questions?**  
800 876 2120

|   |  |                      |     | top ><br>edge >                         | Laminate<br>PVC   | Laminate<br>Wood  | Laminate<br>2mm Acrylic  | Laminate<br>1 1/4" Wood   | Laminate<br>1 1/4" Wood   | Laminate<br>Wood  |  |
|---|--|----------------------|-----|---|---|---|--|---|---|---|--|
|   |  |                      |     |   | Flat  | Flat  | Reverse Bevel  | Square  | Bullnose  | Reverse Bevel   |  |
|   |  |                      |     | edge ordering code ><br>top thickness > |  |  |  |  |  |  |  |
|   |  |                      |     |   | <b>LP2S</b><br>1 1/4"   | <b>LW2S</b><br>1 1/4"   | <b>LMRA2S</b><br>1 1/4"  | <b>LWS2</b><br>1 1/4"   | <b>LWB2</b><br>1 1/4"   | <b>LWR2</b><br>1 1/4"   |  |
|   |  |                      |     | edge ordering code ><br>top thickness > | Fluted  | Fluted  |  | Fluted  |   |   |  |
|   |  |                      |     |   |  |  |  |  |   |   |  |
|   |  |                      |     | edge ordering code ><br>top thickness > | <b>LPF2S</b><br>1 1/4"  | <b>LWF2S</b><br>1 1/4"  |  | <b>LWF2</b><br>1 1/4"   |   |   |  |
|   |  |                      |     | top thickness price >                   | 1 1/4"  |   |  | 1 1/4"  |   |   |  |
|   |  |                      |     | <b>Description</b>                      | <b>Model #</b>  | <b>Product Wt</b>   |  |   |   |   |  |
|    | <b>All Access Floor 3form Doors</b><br>20 x 84 Glides<br><i>Not available with casters</i>   | <b>ENSU 2084G 12</b> | 299 | 13049                                   |   |   |  | 14494   |   |   |  |
|    | <b>Standard 3form Outer Doors</b><br><b>Access Standard 3form Middle Doors</b><br>20 x 84 Glides<br><i>Not available with casters</i>    | <b>ENSU 2084G 19</b> | 291 | 13049                                   |   |   |  | 14494   |   |   |  |
|  | <b>Standard Floor 3form Outer Doors</b><br><b>Access Floor 3form Middle Doors</b><br>20 x 84 Glides<br><i>Not available with casters</i> | <b>ENSU 2084G 25</b> | 301 | 13049                                   |   |   |  | 14494   |   |   |  |
|  | <b>All Standard 3form Doors</b><br>20 x 84 Glides<br><i>Not available with casters</i>   | <b>ENSU 2084G 21</b> | 295 | 13049                                   |   |   |  | 14494   |   |   |  |
|  | <b>All Standard Floor 3form Doors</b><br>20 x 84 Glides<br><i>Not available with casters</i>   | <b>ENSU 2084G 23</b> | 303 | 13049                                   |   |   |  | 14494   |   |   |  |

**To Order, Specify...**

- 1 Model Number
- 2 Cabinet Material
- 3 Edge Style, Thickness & Color
- 4 Door Profile (laminated cabinets only)
- 5 3form Selection
- 6 Frame & Shelf Color
- 7 Pull Style (models with doors only)
- 8 Additional Options





| Veneer Wood   | Veneer 1 1/4" Wood  | Veneer 1 1/4" Wood  | Veneer Wood  |
|---|---|---|--|
| Flat<br>   | Square<br> | Bullnose<br> | Reverse Bevel<br> |
| <b>VW2S</b><br>1 1/4"   | <b>VWS2</b><br>1 1/4"   | <b>VWB2</b><br>1 1/4"   | <b>VWR2</b><br>1 1/4"  |
| Fluted<br> | Fluted<br> |   |  |
| <b>VWF2S</b><br>1 1/4"  | <b>VWF2</b><br>1 1/4"   |   |  |
| 1 1/4"  |   |   |  |
| 17977   |   |   |  |
| 17977   |   |   |  |
| 17977   |   |   |  |
| 17977   |   |   |  |
| 17977   |   |   |  |

**Pull Style**  
A pull style must be specified when ordering any cabinet with doors.



1A



2A

**Finish Options**

- Powder Coat, Standard ..... n/c
- Powder Coat, Premium..... \$ 165
- Platinum..... \$ 488

**NOTE** Transparent powder coats not available on cabinets

**Door Options**

- Locking Outer Doors.....DLK \$ 100
- Laminate Doors with Aluminum Frame.....LAF n/c
- All Laminate Doors .....LLD n/c

**Top Options**

- Special Laminate.....TSP call
- Custom Cutout (per cutout) .....TCC \$ 120

**Accessories**

- Acrylic Outer Tray for 84" Cabinet.....AAT84O \$ 168
- Acrylic Center Tray for 84" Cabinet\*.....AAT84C \$ 230

\*Center access shelf can accommodate two trays

**Entourage**  
Recycling Cabinet  
20 x 36



**VERSTEEL**

**Questions?**

800 876 2120

|   |                        |                        |                         |                         |                         |                       |
|---|------------------------|------------------------|-------------------------|-------------------------|-------------------------|-----------------------|
| top ><br>edge >                         | Laminate<br>PVC        | Laminate<br>Wood       | Laminate<br>2mm Acrylic | Laminate<br>1 1/4" Wood | Laminate<br>1 1/4" Wood | Laminate<br>Wood      |
|   | Flat                   | Flat                   | Reverse Bevel           | Square                  | Bullnose                | Reverse Bevel         |
|   |                        |                        |                         |                         |                         |                       |
| edge ordering code ><br>top thickness > | <b>LP2S</b><br>1 1/4"  | <b>LW2S</b><br>1 1/4"  | <b>LMRA2S</b><br>1 1/4" | <b>LWS2</b><br>1 1/4"   | <b>LWB2</b><br>1 1/4"   | <b>LWR2</b><br>1 1/4" |
|   | Fluted                 | Fluted                 |                         | Fluted                  |                         |                       |
|   |                        |                        |                         |                         |                         |                       |
| edge ordering code ><br>top thickness > | <b>LPF2S</b><br>1 1/4" | <b>LWF2S</b><br>1 1/4" |                         | <b>LWF2</b><br>1 1/4"   |                         |                       |
| top thickness price >                   | 1 1/4"                 |                        |                         | 1 1/4"                  |                         |                       |

|  |                                       | Description     | Model #              | Product Wt |      |      |
|--|---------------------------------------|-----------------|----------------------|------------|------|------|
|  | <b>All Standard Doors</b>             |                 |                      |            |      |      |
|  |                                       | 20 x 36 Casters | <b>ENRC 2036C 20</b> | 200        | 5585 | 6088 |
|  |                                       | 20 x 36 Glides  | <b>ENRC 2036G 20</b> | 200        | 5585 | 6088 |
|  | <b>All Standard Floor Doors</b>       |                 |                      |            |      |      |
|  |                                       | 20 x 36 Glides  | <b>ENRC 2036G22</b>  | 200        | 5585 | 6088 |
|  | Not available with casters            |                 |                      |            |      |      |
|  | <b>All Standard 3form Doors</b>       |                 |                      |            |      |      |
|  |                                       | 20 x 36 Casters | <b>ENRC 2036C 21</b> | 200        | 6069 | 6574 |
|  |                                       | 20 x 36 Glides  | <b>ENRC 2036G 21</b> | 200        | 6069 | 6574 |
|  | <b>All Standard 3form Floor Doors</b> |                 |                      |            |      |      |
|  |                                       | 20 x 36 Glides  | <b>ENRC 2036G 23</b> | 200        | 6069 | 6574 |
|  | Not available with casters            |                 |                      |            |      |      |

**To Order, Specify...**

- 1 Model Number
- 2 Cabinet Material
- 3 Edge Style, Thickness & Color
- 4 Frame & Shelf Color
- 5 Pull Style
- 6 Name Plate Options
- 7 Additional Options



**Base Options**

Alternate Black Soft Wheel Caster..... CAS44 n/c  
(standard in two-tone soft wheel)

**Finish Options**

Powder Coat, Standard ..... n/c  
Powder Coat, Premium..... \$ 165  
Platinum..... \$ 488

**NOTE** Transparent powder coats not available on cabinets

**Top Options**

Special Laminate.....TSP call  
Custom Cutout (per cutout) .....TCC \$ 120

**Name Plate Options\***

Aluminum Cans .....RAC n/c  
General Waste .....RGW n/c  
Plastic Bottles .....RPB n/c  
Cardboard .....RCB n/c  
Newspapers.....RNP n/c  
Paper.....RPA n/c  
Magazines.....RMZ n/c  
Mixed Glass .....RMG n/c

\*Available in Alloy or Ebony Powder Coat only

**Pull Style**


A pull style must be specified when ordering any cabinet with doors.



1A



2A





**Questions?**

800 876 2120

|  |                        |                        |                         |                         |                         |                       |
|--|------------------------|------------------------|-------------------------|-------------------------|-------------------------|-----------------------|
| top ><br>edge >  | Laminate<br>PVC        | Laminate<br>Wood       | Laminate<br>2mm Acrylic | Laminate<br>1 1/4" Wood | Laminate<br>1 1/4" Wood | Laminate<br>Wood      |
|  | Flat                   | Flat                   | Reverse Bevel           | Square                  | Bullnose                | Reverse Bevel         |
|  |                        |                        |                         |                         |                         |                       |
| edge ordering code ><br>top thickness >                          | <b>LP2S</b><br>1 1/4"  | <b>LW2S</b><br>1 1/4"  | <b>LMRA2S</b><br>1 1/4" | <b>LWS2</b><br>1 1/4"   | <b>LWB2</b><br>1 1/4"   | <b>LWR2</b><br>1 1/4" |
|  | Fluted                 | Fluted                 |                         | Fluted                  |                         |                       |
|  |                        |                        |                         |                         |                         |                       |
| edge ordering code ><br>top thickness ><br>top thickness price > | <b>LPF2S</b><br>1 1/4" | <b>LWF2S</b><br>1 1/4" |                         | <b>LWF2</b><br>1 1/4"   |                         |                       |
|  | 1 1/4"                 |                        |                         | 1 1/4"                  |                         |                       |

|  |                                       | Description   | Model #              | Product Wt |      |      |
|--|---------------------------------------|---|----------------------|------------|------|------|
|  | <b>All Standard Doors</b>             |   |                      |            |      |      |
|  |                                       | 20 x 48 Casters                                     | <b>ENRC 2048C 20</b> | 240        | 6647 | 7274 |
|  |                                       | 20 x 48 Glides                                      | <b>ENRC 2048G 20</b> | 240        | 6647 | 7274 |
|  | <b>All Standard Floor Doors</b>       |   |                      |            |      |      |
|  |                                       | 20 x 48 Glides<br><i>Not available with casters</i> | <b>ENRC 2048G 22</b> | 240        | 6647 | 7274 |
|  | <b>All Standard 3form Doors</b>       |   |                      |            |      |      |
|  |                                       | 20 x 48 Casters                                     | <b>ENRC 2048C 21</b> | 240        | 7375 | 8002 |
|  |                                       | 20 x 48 Glides                                      | <b>ENRC 2048G 21</b> | 240        | 7375 | 8002 |
|  | <b>All Standard 3form Floor Doors</b> |   |                      |            |      |      |
|  |                                       | 20 x 48 Glides<br><i>Not available with casters</i> | <b>ENRC 2048G 23</b> | 240        | 7375 | 8002 |

**To Order, Specify...**

- 1 Model Number
- 2 Cabinet Material
- 3 Edge Style, Thickness & Color
- 4 3form Selection
- 4 Frame & Shelf Color
- 5 Pull Style
- 6 Name Plate Options
- 7 Additional Options



**Base Options**

Alternate Black Soft Wheel Caster..... CAS44 n/c  
(standard in two-tone soft wheel)

**Finish Options**

Powder Coat, Standard ..... n/c  
Powder Coat, Premium..... \$ 165  
Platinum..... \$ 488

**NOTE** Transparent powder coats not available on cabinets

**Top Options**

Special Laminate.....TSP call  
Custom Cutout (per cutout) .....TCC \$ 120

**Name Plate Options\***

Aluminum Cans .....RAC n/c  
General Waste .....RGW n/c  
Plastic Bottles .....RPB n/c  
Cardboard .....RCB n/c  
Newspapers.....RNP n/c  
Paper.....RPA n/c  
Magazines.....RMZ n/c  
Mixed Glass .....RMG n/c

\*Available in Alloy or Ebony Powder Coat only

**Pull Style**


A pull style must be specified when ordering any cabinet with doors.



1A



2A





**Questions?**  
800 876 2120

|  |                        |                        |                         |                         |                         |                       |
|--|------------------------|------------------------|-------------------------|-------------------------|-------------------------|-----------------------|
| top ><br>edge >  | Laminate<br>PVC        | Laminate<br>Wood       | Laminate<br>2mm Acrylic | Laminate<br>1 1/4" Wood | Laminate<br>1 1/4" Wood | Laminate<br>Wood      |
|  | Flat                   | Flat                   | Reverse Bevel           | Square                  | Bullnose                | Reverse Bevel         |
|  |                        |                        |                         |                         |                         |                       |
| edge ordering code ><br>top thickness >                          | <b>LP2S</b><br>1 1/4"  | <b>LW2S</b><br>1 1/4"  | <b>LMRA2S</b><br>1 1/4" | <b>LWS2</b><br>1 1/4"   | <b>LWB2</b><br>1 1/4"   | <b>LWR2</b><br>1 1/4" |
|  | Fluted                 | Fluted                 |                         | Fluted                  |                         |                       |
|  |                        |                        |                         |                         |                         |                       |
| edge ordering code ><br>top thickness ><br>top thickness price > | <b>LPF2S</b><br>1 1/4" | <b>LWF2S</b><br>1 1/4" |                         | <b>LWF2</b><br>1 1/4"   |                         |                       |
|  | 1 1/4"                 |                        |                         | 1 1/4"                  |                         |                       |

|  | Description   | Model #              | Product Wt |      |  |      |
|--|---|----------------------|------------|------|--|------|
|  | <b>All Standard Doors</b>                           |                      |            |      |  |      |
|  | 20 x 60 Casters                                     | <b>ENRC 2060C 20</b> | 305        | 7429 |  | 8138 |
|  | 20 x 60 Glides                                      | <b>ENRC 2060G 20</b> | 305        | 7429 |  | 8138 |
|  | <b>All Standard Floor Doors</b>                     |                      |            |      |  |      |
|  | 20 x 60 Glides<br><i>Not available with casters</i> | <b>ENRC 2060G 22</b> | 305        | 7429 |  | 8138 |
|  | <b>All Standard 3form Doors</b>                     |                      |            |      |  |      |
|  | 20 x 60 Casters                                     | <b>ENRC 2060C 21</b> | 305        | 8397 |  | 9108 |
|  | 20 x 60 Glides                                      | <b>ENRC 2060G 21</b> | 305        | 8397 |  | 9108 |
|  | <b>All Standard 3form Floor Doors</b>               |                      |            |      |  |      |
|  | 20 x 60 Glides<br><i>Not available with casters</i> | <b>ENRC 2060G 23</b> | 305        | 8397 |  | 9108 |

**To Order, Specify...**

- 1 Model Number
- 2 Cabinet Material
- 3 Edge Style, Thickness & Color
- 4 3form Selection
- 4 Frame & Shelf Color
- 5 Pull Style
- 6 Name Plate Options
- 7 Additional Options



**Base Options**

Alternate Black Soft Wheel Caster..... CAS44 n/c  
(standard in two-tone soft wheel)

**Finish Options**

Powder Coat, Standard ..... n/c  
Powder Coat, Premium..... \$ 165  
Platinum..... \$ 488

**NOTE** Transparent powder coats not available on cabinets

**Top Options**

Special Laminate.....TSP call  
Custom Cutout (per cutout) .....TCC \$ 120

**Name Plate Options\***

Aluminum Cans .....RAC n/c  
General Waste .....RGW n/c  
Plastic Bottles .....RPB n/c  
Cardboard .....RCB n/c  
Newspapers.....RNP n/c  
Paper.....RPA n/c  
Magazines.....RMZ n/c  
Mixed Glass .....RMG n/c

\*Available in Alloy or Ebony Powder Coat only

**Pull Style**


A pull style must be specified when ordering any cabinet with doors.



1A



2A





**Questions?**

800 876 2120

Please specify appropriate areas pertaining to model # >

Blue highlights on illustrations represent indicated areas:



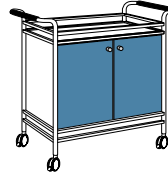
Frame Color



Shelf Color






Cabinet & Shelf Color




Door & Back  
Panel Color/Finish



Pull Style

|   | Description   | Model #              | Product Wt | Price |  |
|---|---|----------------------|------------|-------|--|
|    | 16 x 30 Open Serving Cart                                 | <b>ENSC 1630</b>     | 42         | 925   |  |
|   | 16 x 30 Laminate Serving Cart<br><i>Doors on one side</i> | <b>ENSC 1630L D1</b> | 95         | 2415  |  |
|  | 16 x 30 Veneer Serving Cart<br><i>Doors on one side</i>   | <b>ENSC 1630V D1</b> | 95         | 2693  |  |



**Pull Style**  
1B

**Sample Base Model**  
Open Serving Cart  
16 x 20 **ENSC 1630** \$925

**Specify**  
Frame Color  
Shelf Color

**Note:** Transparent powder coats available on frames only.

**To Order, Specify...**

- 1 Model Number
- 2 Frame, Cabinet and Shelf Color/Finish
- 3 Laminate or Veneer Code
- 4 Pull Style (models with doors only)
- 5 Additional Options








| Accessories                          | Code  | Price  |
|--------------------------------------|-------|--------|
| Acrylic Tray for 16" Wide Cart ..... | AAT16 | \$ 212 |
| Acrylic Tray for 20" Wide Cart ..... | AAT20 | \$ 223 |


| Base Options                            |       |     |
|---|-------|-----|
| Alternate Black Soft Wheel Caster ..... | CAS44 | n/c |
| (standard in two-tone soft wheel)       |       |     |

| Finish Options              |  |        |
|-----------------------------|--|--------|
| Powder Coat, Standard ..... |  | n/c    |
| Powder Coat, Premium .....  |  | \$ 165 |
| Platinum .....              |  | \$ 488 |

| Door Options              |      |        |
|---------------------------|------|--------|
| Locking Outer Doors ..... | .DLK | \$ 100 |

| Laminate Options       |      |      |
|------------------------|------|------|
| Special Laminate ..... | .TSP | call |

|   | Description  | Model #       | Product Wt | Price |  |
|---|--|---------------|------------|-------|--|
|    | 20 x 30 Open Utility Cart                          | ENUC 2030     | 47         | 984   |  |
|   | 20 x 30 Laminate Utility Cart<br>Doors on one side | ENUC 2030L DI | 107        | 2541  |  |
|  | 20 x 30 Veneer Utility Cart<br>Doors on one side   | ENUC 2030V DI | 107        | 2827  |  |



**Pull Style**  
IB

**Sample Model with doors**  
Laminate Utility Cart  
20 x 30    **ENUC 2030L DI**    \$2541

**Specify**  
Frame Color  
Cabinet & Shelf Color  
Door Color  
Pull Style

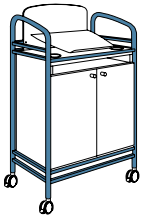
**Note:** Transparent powder coats available on frames only.

**Questions?**

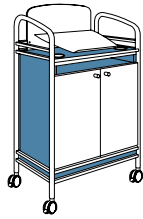
800 876 2120

Please specify appropriate areas pertaining to model # >

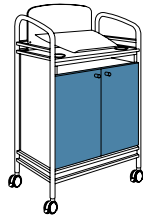
Blue highlights on illustrations represent indicated areas:



Frame Color



Cabinet & Shelf Color



Door & Back Panel Color/Finish



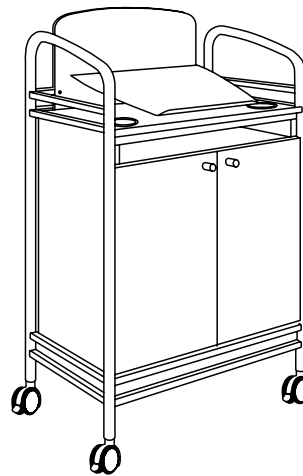
3form Selection (Shield)



Pull Style



| Description                                    | Model #          | Product Wt | Price |
|--|------------------|------------|-------|
| 16 x 25 Lectern<br>Laminate Doors & Back Panel | <b>ENLE1625L</b> | 107        | 2732  |
| 16 x 25 Lectern<br>Veneer Doors & Back Panel   | <b>ENLE1625V</b> | 107        | 3183  |



Pull Style  
1B

**Sample Base Model**  
Lectern  
16 x 25    **ENLE1625L**    \$2732

**Specify**  
Frame Color  
Cabinet and Shelf Color  
Door and Back Panel Color  
3Form Selection  
Pull Style

**Note:** Transparent powder coats available on frames only.

**To Order, Specify...**

- 1 Model Number
- 2 Frame Color, Cabinet and Shelf Color
- 3 Cabinet and Shelf Color/Finish
- 4 Laminate or Veneer Code
- 5 3form Selection
- 6 Pull Style (models with doors only)
- 7 Additional Options

**Lectern**

**Base Options**

Alternate Black Soft Wheel Caster..... CAS44 n/c  
(standard in two-tone soft wheel)

**Finish Options**

Powder Coat, Standard ..... n/c  
Powder Coat, Premium..... \$ 165  
Platinum..... \$ 488

**Door Options**

Locking Outer Doors.....DLK \$ 100

**Laminate Options**

Special Laminate.....TSP call


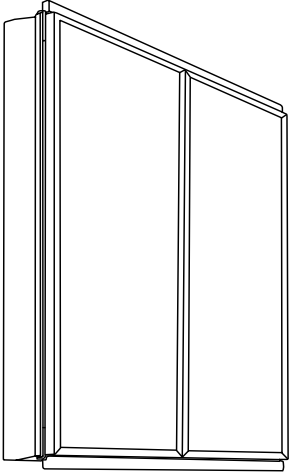
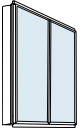
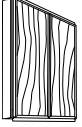
**Wall Board**

**Finish Options**

Powder Coat, Standard ..... n/c  
Powder Coat, Premium..... \$ 165  
Platinum..... \$ 488

**Laminate Options**

Special Laminate.....TSP call

|   | Description  | Model #   | Product Wt | Price |   |
|---|--|-----------|------------|-------|---|
|    | 48 x 29 Wall Board<br>Laminate Doors                                   | ENWB4839L |            | 2638  |  <p><b>Pull Style</b><br/>IB</p>                                    |
|  | 48 x 39 Wall Board<br>3form Doors                                      | ENWB4839F |            | 4133  |   |
|  | 48 x 39 Wall Board<br>Veneer Doors                                     | ENWB4839V |            | 3586  |   |
|   | <p><b>Note:</b> Transparent powder coats available on frames only.</p> |           |            |       | <p><b>Sample Model with doors</b><br/>Wall Board<br/>48 x 39 ENWB 4839V \$3586</p> <p><b>Specify</b><br/>Frame Color<br/>Wood Finish<br/>Pull Style</p> |



#### Teaching Stations

Equip Teaching Stations are available in a width of 23" and lengths of 52", 62" and 71" and can be ordered with casters or glides. The locking casters are 75mm two-tone soft wheel. All cabinets have two adjustable shelves, locking front doors and locking rear access doors. Cabinets can be ordered in laminate or veneer with many different edge options. Laminate cabinets are available with two different door options: all laminate doors or doors with a  $\frac{5}{16}$ " Aluminum frame. Door construction allows for the insertion of 3form® panels. Several accessories can be ordered, refer to pricing pages for availability and pricing.

#### AV Cabinet

The 23" x 32" AV Cabinet can be ordered with glides or casters. The locking casters are 75mm two-tone soft wheel. Cabinets can be ordered in laminate or veneer. Laminate cabinets can be specified with a flat or fluted PVC edge or a flat or fluted wood edge. Veneer cabinets are available with either a flat or fluted wood edge. Door construction allows for the insertion of 3form® panels.

#### Pulls

Cabinets are available with two different pull options. See pricing pages for styles and codes.

#### AV Cart

The 23" x 32" AV Cart is standard with locking 75mm two-tone soft wheel casters. Units can be ordered with either a laminate or veneer top shelf and back panel. Units feature two pullout side surfaces and metal bottom shelf.

**Laminate and Veneer, Standard Core Construction**

The standard top construction consists of 45-50 lb particleboard, surfaced with a high pressure laminate or plain sliced veneer face. A backer sheet is laminated to the underside of the top. Tops are shipped pre-drilled for field installation of bases and accessories.



**PVC Flat or Fluted Edge**

Edge of 2mm PVC hot melt banded to the top with 1/8" radius at the top and bottom. Available with 1 1/2" radius corners or square corners.



Offered in twenty-one (21) standard colors.



**Wood Flat or Fluted Edge**

Wood banding hot melt banded to the top with 1/8" radius at the top and bottom. Available with 1 1/2" radius corners or square corners.



Offered in Ash, Cherry, Maple or Walnut materials.



**Reverse Bevel Acrylic**

Edge of 2mm acrylic edge banding hot melt banded to MDF core. A reverse bevel is then cut into the edge exposing the MDF on the reverse bevel. The MDF is then clear coated.



**Wood Square or Fluted Edge**

Edge of 1 1/4" wide solid wood with softened top and bottom edges, and square, softened mitered corners.



Offered in Ash, Cherry, Maple or Walnut materials.



**Wood Bullnose Edge**

Edge of 1 1/4" wide solid wood with a full bullnose edge, and 1" radius mitered corners.



Offered in Ash, Cherry, Maple or Walnut materials.



**Wood Reverse Bevel Edge**

Edge of 2" wide solid wood designed with a reverse sloped edge on one side and a flat wood edge on the remaining three sides for all Entourage cabinets. When specified on Elements Conference the reverse bevel detail will be on all four sides with mitered corners. Available on 1 1/4" edge thicknesses.



Offered in Cherry, Maple or Walnut materials.



**Wood Ergo Edge**

Edge of 1 3/4" wide (on 7/8" thick tops) or 2 1/2" wide (on 1 1/4" thick tops) solid wood designed with a sloped edge for added comfort with softened, mitered corners.



Offered in Cherry, Maple or Walnut materials.



**Urethane Ergo Edge (User Side)**

Edge of 1 3/4" wide molded urethane designed with a sloped ergonomic edge on one side and a 1/4" wide square urethane edge on the remaining three sides. Corners are square. Available on 7/8" edge thicknesses.

Offered in ten (10) standard colors.

**Shipping Schedule**

**Standard Items**

|                     |           |
|---------------------|-----------|
| Laminate, PVC Edge  | 3-5 WEEKS |
| Laminate, Wood Edge | 3-5 WEEKS |
| Veneer, Wood Edge   | 6-8 WEEKS |

Contact Versteel Customer Service for special lead time requests.

**BIFMA**

All Versteel products are constructed to pass the relevant ANSI/BIFMA standards. For more detailed specifications by series and base style, contact Versteel Customer Service at 800.876.2120.

Additional information regarding warranty, terms and conditions, shipping, care and maintenance, etc. can be found in the All Tables price list.

**To Order, Specify...**

- 1 Model Number, top and edge and door profile (laminite cabinets only)
- 2 Frame/Shelf Color
- 3 Laminate or Veneer Code
- 4 Edge Color
- 5 Pull Style (models with doors only)
- 6 Base Options
- 7 Door Options
- 8 Additional Options



An **EQCT 2332L** is an Equip series 23" x 32" laminite AV Cart.

The codes **TW 4170-60 / PSTO / PPEA** specify a Wilsonart 4170-60 Beige Pampas laminite, Stone frame and Pearl metal shelf.

**Model Number** **EQCT 2332 L**



**Orders may be sent via**

**Mailing Address**  
Versteel  
2332 Cathy Lane  
Jasper IN 47546

**Contact Versteel**

**Email** contact@versteel.com  
**Phone** 800 876 2120  
812 634 2120  
**Fax** 812 482 9318

**Laminate**

Versteel's standard offering of laminates includes over 900 laminates from Formica, Nevamar, Pionite and Wilsonart.

Laminate manufacturers change standard offerings frequently, making it possible a standard product can become unavailable. Versteel cannot be responsible for any inconvenience this may cause.

**Veneer**

Equip is available with plain sliced Ash, Cherry, Maple and Walnut veneers.

**Veneer Species**

|                  |      |                  |      |
|------------------|------|------------------|------|
| Ash . . . . .    | AP01 | Maple. . . . .   | MP01 |
| Cherry . . . . . | CP01 | Walnut . . . . . | WP01 |

**Veneer Finish**

**Ash**

|                   |      |                   |      |
|-------------------|------|-------------------|------|
| Beach. . . . .    | VBEA | Fog . . . . .     | VFOG |
| Chestnut. . . . . | VCHE | Pebble . . . . .  | VPEB |
| Drift . . . . .   | VDRI | Whisper . . . . . | VWHI |
| Fawn . . . . .    | VFAW |                   |      |

**Cherry**

|                           |      |                          |      |
|---------------------------|------|--------------------------|------|
| Blossom Cherry . . . . .  | VBLC | Java Cherry. . . . .     | VJAC |
| Cordovan Cherry . . . . . | VCNC | Millwork Cherry. . . . . | VMWC |
| Golden Cherry . . . . .   | VGNC |                          |      |

**Maple**

|                         |      |                       |      |
|-------------------------|------|-----------------------|------|
| Caramel Maple . . . . . | VCMM | Sugar Maple . . . . . | VSUM |
| Solar Maple. . . . .    | VSLM |                       |      |

**Walnut**

|                           |      |                         |      |
|---------------------------|------|-------------------------|------|
| Brighton Walnut . . . . . | VBRW | Natural Walnut. . . . . | VNAW |
| Espresso Walnut. . . . .  | VESW |                         |      |

**PVC Edge Colors**

|                           |      |                            |      |
|---------------------------|------|----------------------------|------|
| Absolute Acajou . . . . . | CABA | Nimbus. . . . .            | CNIM |
| Alloy. . . . .            | CALY | Pearl . . . . .            | CPEA |
| Carbon. . . . .           | CCAR | Platinum. . . . .          | CPLA |
| Champagne . . . . .       | CCHA | Pralines & Cream . . . . . | CPRC |
| Coconut . . . . .         | CCOC | Shadow . . . . .           | CSHA |
| Ebony. . . . .            | CEBO | Snow . . . . .             | CSNO |
| Florence Walnut . . . . . | CFLW | Stone . . . . .            | CSTO |
| Fossil . . . . .          | CFOS | Storm . . . . .            | CSTM |
| Graphite . . . . .        | CGRA | Whisper . . . . .          | CWHI |
| Grey. . . . .             | CGRE | White Linen . . . . .      | CWHL |
| Kensington Maple. . . . . | CKEM |                            |      |

**Wood Edge Species**

|                  |      |                  |     |
|------------------|------|------------------|-----|
| Ash . . . . .    | .A01 | Maple. . . . .   | M01 |
| Cherry . . . . . | .C01 | Walnut . . . . . | W01 |

**Wood Edge Finishes**

**Ash**

|                   |      |                   |      |
|-------------------|------|-------------------|------|
| Beach. . . . .    | WBEA | Fog . . . . .     | WFOG |
| Chestnut. . . . . | WCHE | Pebble . . . . .  | WPEB |
| Drift . . . . .   | WDRI | Whisper . . . . . | WWHI |
| Fawn . . . . .    | WFAW |                   |      |

**Cherry**

|                           |      |                          |      |
|---------------------------|------|--------------------------|------|
| Blossom Cherry . . . . .  | WBLC | Java Cherry. . . . .     | WJAC |
| Cordovan Cherry . . . . . | WCNC | Millwork Cherry. . . . . | WMWC |
| Golden Cherry . . . . .   | WGNC |                          |      |

**Maple**

|                         |      |                       |      |
|-------------------------|------|-----------------------|------|
| Caramel Maple . . . . . | WCMM | Sugar Maple . . . . . | WSUM |
| Solar Maple. . . . .    | WSLM |                       |      |

**Walnut**

|                           |      |                         |      |
|---------------------------|------|-------------------------|------|
| Brighton Walnut . . . . . | WBRW | Natural Walnut. . . . . | WNAW |
| Espresso Walnut. . . . .  | WESW |                         |      |

**Urethane Edge Colors**

|                    |      |                       |      |
|--------------------|------|-----------------------|------|
| Alloy. . . . .     | UALY | Pearl . . . . .       | JPEA |
| Ebony. . . . .     | UEBO | Stone . . . . .       | USTO |
| Fossil . . . . .   | UFOS | Storm . . . . .       | USTM |
| Graphite . . . . . | UGRA | Whisper . . . . .     | UWHI |
| Nimbus. . . . .    | UNIM | White Linen . . . . . | UWHL |

**3form® Material**

Standard 3form patterns are Aero (a random directional material with a frost finish) and Solo (a grainless frost finish). The material is 3/16" thick and incorporates raw materials made of renewable material from natural landscapes all over the globe. The manufacturing process produces no VOC's or other harmful gases. 3form material is GREENGUARD Certified. See below for ordering code.

Aero . . . . . MAER  
Solo . . . . . MSOL

**Powder Coat Finishes**

All powder coat finishes in the Versteel offering have been formulated with the use of epoxy, polyester or epoxy and polyester blends to maximize the finish durability.

**Powder Coat Finish Options**

Powder Coat - Standard . . . . .n/c  
Powder Coat - Premium (Hope). . . . . \$165  
Powder Coat - Premium (Platinum) . . . . . \$488

**Powder Coat Colors**

|                               |                              |
|-------------------------------|------------------------------|
| Alloy . . . . . .PALY         | Navy . . . . . .PNAV         |
| Amethyst . . . . . .PAME      | Nimbus. . . . . .PNIM        |
| Anthracite . . . . . .PANT    | Nutmeg . . . . . .PNUY       |
| Black Anodized. . . . . .PBLA | ⬢ Pacific* . . . . . .PPAC   |
| Bronze . . . . . .PBRO        | Pearl . . . . . .PPEA        |
| Calypso . . . . . .PCAL       | Pebble . . . . . .PPEB       |
| Carbon. . . . . .PCAR         | Ⓟ Platinum . . . . . .PPLA   |
| Champagne . . . . . .PCHA     | Poppy. . . . . .PPOP         |
| Coconut . . . . . .PCOC       | ⬢ Raven* . . . . . .PRAV     |
| ⬢ Copper* . . . . . .PCOP     | Royal . . . . . .PROY        |
| Crimson . . . . . .PCRI       | ⬢ Satin* . . . . . .PSAT     |
| ⬢ Crystal* . . . . . .PCRY    | Seaside . . . . . .PSEA      |
| Daffodil. . . . . .PDAF       | Shipyard . . . . . .PSHI     |
| Ebony. . . . . .PEBO          | Silver . . . . . .PSIL       |
| Forest. . . . . .PFOR         | Snow . . . . . .PSNO         |
| Fossil . . . . . .PFOS        | Stone . . . . . .PSTO        |
| ⬢ Garnet* . . . . . .PGAR     | Storm. . . . . .PSTM         |
| ⬢ Gold* . . . . . .PGOL       | Terra Cotta . . . . . .PTEC  |
| Graphite . . . . . .PGRA      | Whisper . . . . . .PWHI      |
| Ⓟ Hope* . . . . . .PHOP       | White Linen . . . . . .PWHL  |
| Kelly Green . . . . . .PKEG   | Powder Coat Alternative .OPA |
| ⬢ Matte* . . . . . .PMAT      |                              |
| Mica. . . . . .PMIC           |                              |
| Mint . . . . . .PMNT          |                              |

**Transparent Powder Coats\* (indicated by ⬢)**

Please note that the transparent characteristics of these powders allow all natural welds and textures inherent to raw steel to be visible. Transparent powder coat available on AV Cart frame only. Not available on Teaching Station or AV Cabinet.

**Premium Powder Coats (indicated by Ⓟ)**

Versteel's premium process uses specially formulated powder coats for a truly unique color palette.

**Finish Reference & Samples**

For finish color reference, please refer to our website. Contact Versteel Customer Service to receive actual color samples for color matches and final color approval.



**Special Laminate****Call for quotation**

Specify code **TSP** (*Special Laminate*), indicate the quoted charges per table

Special laminates and patterns can be specified as an option. To specify, contact Versteel Customer Service for availability and pricing.

**NOTE** LAMINATES IN STANDARD COLORS AND TEXTURES FROM FORMICA, NEVAMAR, PIONITE AND WILSONART ARE STANDARD

**CAUTION** LAMINATE MANUFACTURERS CHANGE STANDARD OFFERINGS FREQUENTLY, MAKING IT POSSIBLE A STANDARD PRODUCT CAN BECOME UNAVAILABLE. VERSTEEL CANNOT BE RESPONSIBLE FOR ANY INCONVENIENCE THIS MAY CAUSE.

**Custom PVC Color Match****Call for quotation / one time charge per color, per order**

Specify code **OCF** (*Custom PVC Color Match*), add cost from Versteel quotation

PVC Color Match can be the selection of a color that is available from a Versteel supplier or a new custom color developed for the order. Minimum footage requirements mean that the amount of material needed for your order will effect the cost.

For PVC Color Matching you must supply a color reference sample. Versteel will review the sample for possible existing colors available and send a sample for customer approval. If no color match exists, a custom match will be developed and sampled for customer approval before a production schedule is established.

**Powder Coat Alternative****Call for quotation**

Specify code **OPA** (*Powder Coat Alternative*), add cost from Versteel quotation

Powder Coat Alternative is available from Versteel. The entire RAL color reference along with hundreds of other color and finishes are available.

For Powder Coat Alternative matching, you must supply a color reference sample, or an RAL number. Versteel will review the sample for possible existing colors available and send a sample for customer approval. If no color match exists a custom match can be developed. Call Versteel Customer Service for associated upcharges on custom color development.

**Stain Finish Match**

\$996 / one time charge per finish, per order

Specify code **OSM** (*Stain Finish Match*), add \$996.00 list per finish, per order

Alternative Stain Finishes are available for veneer and wood edged tops.

For Stain Finish Matching you must supply two 4" x 4" finish color and grain reference samples. An expertly finish matched sample will be provided for customer approval.

**Veneer and Wood Edge Alternatives****Call for quotation**

For veneer and wood edge requirements other than the standard plain sliced Ash, Cherry, Maple and Walnut, contact Versteel Customer Service. Versteel is adept at working with a host of domestic and exotic materials. From inlays, figures, pie cuts and special edge profiles, to custom fill levels and sheens, each top is created using the best of technology and old world craftsmanship. The items you only imagined or expected to only be available from a millwork shop are now just another part of your Versteel order. Call Versteel Customer Service for availability and quotation.

**Wood Finish Alternatives****Call for quotation**

When veneer tables are required to have a finish other than the standard natural grain fill level finish appearance, semi-filled or full-filled finishes are available by requesting a quote from Versteel. Call Versteel Customer Service for availability and quotation.

**NOTE** CUSTOMS OR ALTERNATIVES MAY AFFECT STANDARD PRODUCTION SCHEDULES

**Alternate Black Casters****No Charge**

Specify code **CAS** (Alternate Black Caster), no additional charge

Available on all Equip units that have casters where the standard soft wheel two-tone silver/black caster is replaced with an all black caster. This 3" diameter caster is standard locking and does not change the overall height of the unit.

**Top Custom Cutout****\$120 / cutout**

Specify code **TCC** (Top Custom Cutout), add \$120.00 list per cutout

Top Custom Cutout requires a drawing for production and is subject to approvals.





**Questions?**

800 876 2120

|  |                        |                        |                         |                         |                         |                       |
|--|------------------------|------------------------|-------------------------|-------------------------|-------------------------|-----------------------|
| top ><br>edge >  | Laminate<br>PVC        | Laminate<br>Wood       | Laminate<br>2mm Acrylic | Laminate<br>1 1/4" Wood | Laminate<br>1 1/4" Wood | Laminate<br>Wood      |
|  | Flat                   | Flat                   | Reverse Bevel           | Square                  | Bullnose                | Reverse Bevel         |
|  |                        |                        |                         |                         |                         |                       |
| edge ordering code ><br>top thickness >                          | <b>LP2S</b><br>1 1/4"  | <b>LW2S</b><br>1 1/4"  | <b>LMRA2S</b><br>1 1/4" | <b>LWS2</b><br>1 1/4"   | <b>LWB2</b><br>1 1/4"   | <b>LWR2</b><br>1 1/4" |
|  | Fluted                 | Fluted                 |                         | Fluted                  |                         |                       |
|  |                        |                        |                         |                         |                         |                       |
| edge ordering code ><br>top thickness ><br>top thickness price > | <b>LPF2S</b><br>1 1/4" | <b>LWF2S</b><br>1 1/4" |                         | <b>LWF2</b><br>1 1/4"   |                         |                       |
|  | 1 1/4"                 |                        |                         | 1 1/4"                  |                         |                       |

|  |                               | Description     | Model #               | Product Wt |      |      |
|--|-------------------------------|-----------------|-----------------------|------------|------|------|
|  | <b>All Access Doors</b>       |                 |                       |            |      |      |
|  |                               | 23 x 52 Casters | <b>EQTSI 2352C 01</b> | 328        | 5296 | 5886 |
|  |                               | 23 x 52 Glides  | <b>EQTSI 2352G 01</b> | 328        | 5296 | 5886 |
|  | <b>3form All Access Doors</b> |                 |                       |            |      |      |
|  |                               | 23 x 52 Casters | <b>EQTSI 2352C 02</b> | 328        | 5774 | 6411 |
|  |                               | 23 x 52 Glides  | <b>EQTSI 2352G 02</b> | 328        | 5774 | 6411 |
|  | <b>Standard Doors</b>         |                 |                       |            |      |      |
|  |                               | 23 x 52 Casters | <b>EQTSI 2352C 05</b> | 328        | 5296 | 5886 |
|  |                               | 23 x 52 Glides  | <b>EQTSI 2352G 05</b> | 328        | 5296 | 5886 |
|  | <b>3form Standard Doors</b>   |                 |                       |            |      |      |
|  |                               | 23 x 52 Casters | <b>EQTSI 2352C 06</b> | 328        | 5774 | 6411 |
|  |                               | 23 x 52 Glides  | <b>EQTSI 2352G 06</b> | 328        | 5774 | 6411 |

**Note:** Model numbers starting with EQTSI refer to models with a CPU cabinet on the left and on the right.

**To Order, Specify...**

- 1 Model Number
- 2 Material
- 3 Edge Style, Thickness & Color
- 4 Door Profile (laminated cabinets only)
- 5 3form Selection
- 6 Frame & Shelf Color
- 7 Pull Style
- 8 Additional Options



| Laminate Wood                                 | Laminate Urethane/PVC   | Veneer Wood                          | Veneer 1 1/4" Wood                  | Veneer 1 1/4" Wood                    | Veneer Wood                                | Veneer Wood  |
|---|---|--------------------------------------|-------------------------------------|---------------------------------------|--|--|
| Ergo (all sides)<br><br><b>LWE2</b><br>1 1/4" | Ergo (user side only)<br><br><b>LUPE2R</b><br>1 1/4"<br><b>LUPE2S</b><br>1 1/4" | Flat<br><br><b>VW2S</b><br>1 1/4"    | Square<br><br><b>VWS2</b><br>1 1/4" | Bullnose<br><br><b>VWB2</b><br>1 1/4" | Reverse Bevel<br><br><b>VWR2</b><br>1 1/4" | Ergo (user side only)<br><br><b>VWE2</b><br>1 1/4" |
|   |   | Fluted<br><br><b>VWF2S</b><br>1 1/4" | Fluted<br><br><b>VWF2</b><br>1 1/4" |                                       |  |  |
| 1 1/4"  | 1 1/4"  | 1 1/4"                               |                                     |                                       |  | 1 1/4"   |
| 6563<br>6563                                  | 6658<br>6658  | 8306<br>8306                         |                                     |                                       |  | 8879<br>8879                                       |
| 7090<br>7090                                  | 7184<br>7184  | 8319<br>8319                         |                                     |                                       |  | 8894<br>8894                                       |
| 6563<br>6563                                  | 6658<br>6658  | 8306<br>8306                         |                                     |                                       |  | 8879<br>8879                                       |
| 7090<br>7090                                  | 7184<br>7184  | 8319<br>8319                         |                                     |                                       |  | 8894<br>8894                                       |

**Finish Options**

- Powder Coat, Standard ..... n/c
- Powder Coat, Premium..... \$ 165
- Platinum..... \$ 488

**NOTE** Transparent powder coats not available on Teaching Stations

**Top Options**

- Special Laminate.....TSP call
- Custom Cutout (per cutout) .....TCC \$ 120

**Power & Data Options**

Please reference the Power + Data Price List

**Accessories**

- Rack Mount System (only available in Teaching Station with standard cabinet) .....RMS \$ 420
- Monitor Mount (not available with adjustable height) .....MMT \$ 606
- Adjustable Height, Motorized..... TAM \$ 3718

**Pull Style**

A pull style must be specified when ordering a Teaching Station.



1A



2A



**Questions?**

800 876 2120

top >  
edge >

|                        |                        |                         |                         |                         |                       |
|------------------------|------------------------|-------------------------|-------------------------|-------------------------|-----------------------|
| Laminate<br>PVC        | Laminate<br>Wood       | Laminate<br>2mm Acrylic | Laminate<br>1 1/4" Wood | Laminate<br>1 1/4" Wood | Laminate<br>Wood      |
| Flat                   | Flat                   | Reverse Bevel           | Square                  | Bullnose                | Reverse Bevel         |
|                        |                        |                         |                         |                         |                       |
| <b>LP2S</b><br>1 1/4"  | <b>LW2S</b><br>1 1/4"  | <b>LMRA2S</b><br>1 1/4" | <b>LWS2</b><br>1 1/4"   | <b>LWB2</b><br>1 1/4"   | <b>LWR2</b><br>1 1/4" |
| Fluted                 | Fluted                 |                         | Fluted                  |                         |                       |
|                        |                        |                         |                         |                         |                       |
| <b>LPF2S</b><br>1 1/4" | <b>LWF2S</b><br>1 1/4" |                         | <b>LWF2</b><br>1 1/4"   |                         |                       |
| top thickness price >  |                        |                         | 1 1/4"                  |                         |                       |

edge ordering code >  
top thickness >

edge ordering code >  
top thickness >

top thickness price >

**Description**                      **Model #**                      **Product Wt**



**All Access Doors**  
**CPU Cabinet - Left**  
23 x 62 Casters                      **EQTS2 2362C 01**                      360                      5556                      6170  
23 x 62 Glides                      **EQTS2 2362G 01**                      360                      5556                      6170



**All Access Doors**  
**CPU Cabinet - Right**  
23 x 62 Casters                      **EQTS3 2362C 01**                      360                      5556                      6170  
23 x 62 Glides                      **EQTS3 2362G 01**                      360                      5556                      6170



**3form All Access Doors**  
**CPU Cabinet - Left**  
23 x 62 Casters                      **EQTS2 2362C 02**                      360                      6027                      6696  
23 x 62 Glides                      **EQTS2 2362G 02**                      360                      6027                      6696



**3form All Access Doors**  
**CPU Cabinet - Right**  
23 x 62 Casters                      **EQTS3 2362C 02**                      360                      6027                      6696  
23 x 62 Glides                      **EQTS3 2362G 02**                      360                      6027                      6696

**Note:** Model numbers starting with EQTS2 refer to models with a CPU cabinet on the left and a standard cabinet on the right. Model numbers starting with EQTS3 refer to models with a CPU cabinet on the right and a standard cabinet on the left.

**To Order, Specify...**

- 1 Model Number
- 2 Material
- 3 Edge Style, Thickness & Color
- 4 Door Profile (laminated cabinets only)
- 5 3form Selection
- 6 Frame & Shelf Color
- 7 Pull Style
- 8 Additional Options



| Laminate Wood                                 | Laminate Urethane/PVC   | Veneer Wood                          | Veneer 1 1/4" Wood                  | Veneer 1 1/4" Wood                    | Veneer Wood                                | Veneer Wood  |
|---|---|--------------------------------------|-------------------------------------|---------------------------------------|--|--|
| Ergo (all sides)<br><br><b>LWE2</b><br>1 1/4" | Ergo (user side only)<br><br><b>LUPE2R</b><br>1 1/4"<br><b>LUPE2S</b><br>1 1/4" | Flat<br><br><b>VW2S</b><br>1 1/4"    | Square<br><br><b>VWS2</b><br>1 1/4" | Bullnose<br><br><b>VWB2</b><br>1 1/4" | Reverse Bevel<br><br><b>VWR2</b><br>1 1/4" | Ergo (user side only)<br><br><b>VWE2</b><br>1 1/4" |
|   |   | Fluted<br><br><b>VWF2S</b><br>1 1/4" | Fluted<br><br><b>VWF2</b><br>1 1/4" |                                       |  |  |
| 1 1/4"  | 1 1/4"  | 1 1/4"                               |                                     |                                       |  | 1 1/4"   |
| 6945<br>6945                                  | 7063<br>7063  | 9064<br>9064                         |                                     |                                       |  | 9687<br>9687                                       |
| 6945<br>6945                                  | 7063<br>7063  | 9064<br>9064                         |                                     |                                       |  | 9687<br>9687                                       |
| 7471<br>7471                                  | 7589<br>7589  | 9136<br>9136                         |                                     |                                       |  | 9761<br>9761                                       |
| 7471<br>7471                                  | 7589<br>7589  | 9136<br>9136                         |                                     |                                       |  | 9761<br>9761                                       |

**Finish Options**

- Powder Coat, Standard ..... n/c
- Powder Coat, Premium..... \$ 165
- Platinum..... \$ 488

**NOTE** Transparent powder coats not available on Teaching Stations

**Top Options**

- Special Laminate.....TSP call
- Custom Cutout (per cutout) .....TCC \$ 120

**Power & Data Options**

Please reference the Power + Data Price List

**Accessories**

- Rack Mount System (only available in Teaching Station with standard cabinet) .....RMS \$ 420
- Monitor Mount (not available with adjustable height) .....MMT \$ 606
- Adjustable Height, Motorized..... TAM \$ 3718

**Pull Style**

A pull style must be specified when ordering a Teaching Station.



1A



2A



**Questions?**

800 876 2120

|                                      |                        |                        |                         |                       |                       |                       |
|--------------------------------------|------------------------|------------------------|-------------------------|-----------------------|-----------------------|-----------------------|
| top > edge >                         | Laminate PVC           | Laminate Wood          | Laminate 2mm Acrylic    | Laminate 1 1/4" Wood  | Laminate 1 1/4" Wood  | Laminate Wood         |
|                                      | Flat                   | Flat                   | Reverse Bevel           | Square                | Bullnose              | Reverse Bevel         |
|                                      |                        |                        |                         |                       |                       |                       |
| edge ordering code > top thickness > | <b>LP2S</b><br>1 1/4"  | <b>LW2S</b><br>1 1/4"  | <b>LMRA2S</b><br>1 1/4" | <b>LWS2</b><br>1 1/4" | <b>LWB2</b><br>1 1/4" | <b>LWR2</b><br>1 1/4" |
|                                      | Fluted                 | Fluted                 |                         | Fluted                |                       |                       |
|                                      |                        |                        |                         |                       |                       |                       |
| edge ordering code > top thickness > | <b>LPF2S</b><br>1 1/4" | <b>LWF2S</b><br>1 1/4" |                         | <b>LWF2</b><br>1 1/4" |                       |                       |
| top thickness price >                | 1 1/4"                 |                        | 1 1/4"                  |                       |                       |                       |

|  | Description                 | Model #               | Product Wt |      |      |
|--|-----------------------------|-----------------------|------------|------|------|
|  | <b>Standard Doors</b>       |                       |            |      |      |
|  | <b>CPU Cabinet - Left</b>   |                       |            |      |      |
|  | 23 x 62 Casters             | <b>EQTS2 2362C 05</b> | 360        | 5556 | 6170 |
|  | 23 x 62 Glides              | <b>EQTS2 2362G 05</b> | 360        | 5556 | 6170 |
|  | <b>Standard Doors</b>       |                       |            |      |      |
|  | <b>CPU Cabinet - Right</b>  |                       |            |      |      |
|  | 23 x 62 Casters             | <b>EQTS3 2362C 05</b> | 360        | 5556 | 6170 |
|  | 23 x 62 Glides              | <b>EQTS3 2362G 05</b> | 360        | 5556 | 6170 |
|  | <b>3form Standard Doors</b> |                       |            |      |      |
|  | <b>CPU Cabinet - Left</b>   |                       |            |      |      |
|  | 23 x 62 Casters             | <b>EQTS2 2362C 06</b> | 360        | 6027 | 6696 |
|  | 23 x 62 Glides              | <b>EQTS2 2362G 06</b> | 360        | 6027 | 6696 |
|  | <b>3form Standard Doors</b> |                       |            |      |      |
|  | <b>CPU Cabinet - Right</b>  |                       |            |      |      |
|  | 23 x 62 Casters             | <b>EQTS3 2362C 06</b> | 360        | 6027 | 6696 |
|  | 23 x 62 Glides              | <b>EQTS3 2362G 06</b> | 360        | 6027 | 6696 |

**Note:** Model numbers starting with EQTS2 refer to models with a CPU cabinet on the left and a standard cabinet on the right. Model numbers starting with EQTS3 refer to models with a CPU cabinet on the right and a standard cabinet on the left.

**To Order, Specify...**

- 1 Model Number
- 2 Material
- 3 Edge Style, Thickness & Color
- 4 Door Profile (laminated cabinets only)
- 5 3form Selection
- 6 Frame & Shelf Color
- 7 Pull Style
- 8 Additional Options





| Laminate Wood                                 | Laminate Urethane/PVC   | Veneer Wood                          | Veneer 1 1/4" Wood                  | Veneer 1 1/4" Wood                    | Veneer Wood                                | Veneer Wood  |
|---|---|--------------------------------------|-------------------------------------|---------------------------------------|--|--|
| Ergo (all sides)<br><br><b>LWE2</b><br>1 1/4" | Ergo (user side only)<br><br><b>LUPE2R</b><br>1 1/4"<br><b>LUPE2S</b><br>1 1/4" | Flat<br><br><b>VW2S</b><br>1 1/4"    | Square<br><br><b>VWS2</b><br>1 1/4" | Bullnose<br><br><b>VWB2</b><br>1 1/4" | Reverse Bevel<br><br><b>VWR2</b><br>1 1/4" | Ergo (user side only)<br><br><b>VWE2</b><br>1 1/4" |
|   |   | Fluted<br><br><b>VWF2S</b><br>1 1/4" | Fluted<br><br><b>VWF2</b><br>1 1/4" |                                       |  |  |
| 1 1/4"  | 1 1/4"  | 1 1/4"                               |                                     |                                       |  | 1 1/4"   |
| 6945<br>6945                                  | 7063<br>7063  | 9064<br>9064                         |                                     |                                       |  | 9687<br>9687                                       |
| 6945<br>6945                                  | 7063<br>7063  | 9064<br>9064                         |                                     |                                       |  | 9687<br>9687                                       |
| 7471<br>7471                                  | 7589<br>7589  | 9136<br>9136                         |                                     |                                       |  | 9761<br>9761                                       |
| 7471<br>7471                                  | 7589<br>7589  | 9136<br>9136                         |                                     |                                       |  | 9761<br>9761                                       |

**Finish Options**

- Powder Coat, Standard ..... n/c
- Powder Coat, Premium..... \$ 165
- Platinum..... \$ 488

**NOTE** Transparent powder coats not available on Teaching Stations

**Top Options**

- Special Laminate.....TSP call
- Custom Cutout (per cutout) .....TCC \$ 120

**Power & Data Options**

Please reference the Power + Data Price List

**Accessories**

- Rack Mount System (only available in Teaching Station with standard cabinet) .....RMS \$ 420
- Monitor Mount (not available with adjustable height) .....MMT \$ 606
- Adjustable Height, Motorized..... TAM \$ 3718

**Pull Style**

A pull style must be specified when ordering a Teaching Station.



1A



2A



**Questions?**

800 876 2120

|  |                        |                        |                         |                         |                         |                       |
|--|------------------------|------------------------|-------------------------|-------------------------|-------------------------|-----------------------|
| top ><br>edge >  | Laminate<br>PVC        | Laminate<br>Wood       | Laminate<br>2mm Acrylic | Laminate<br>1 1/4" Wood | Laminate<br>1 1/4" Wood | Laminate<br>Wood      |
|  | Flat                   | Flat                   | Reverse Bevel           | Square                  | Bullnose                | Reverse Bevel         |
|  |                        |                        |                         |                         |                         |                       |
| edge ordering code ><br>top thickness >                          | <b>LP2S</b><br>1 1/4"  | <b>LW2S</b><br>1 1/4"  | <b>LMRA2S</b><br>1 1/4" | <b>LWS2</b><br>1 1/4"   | <b>LWB2</b><br>1 1/4"   | <b>LWR2</b><br>1 1/4" |
|  | Fluted                 | Fluted                 |                         | Fluted                  |                         |                       |
|  |                        |                        |                         |                         |                         |                       |
| edge ordering code ><br>top thickness ><br>top thickness price > | <b>LPF2S</b><br>1 1/4" | <b>LWF2S</b><br>1 1/4" |                         | <b>LWF2</b><br>1 1/4"   |                         |                       |
|  | 1 1/4"                 |                        |                         | 1 1/4"                  |                         |                       |

| Description |                               | Model #               | Product Wt |      |      |
|-------------|-------------------------------|-----------------------|------------|------|------|
|             | <b>All Access Doors</b>       |                       |            |      |      |
|             | 23 x 71 Casters               | <b>EQTS4 2371C 01</b> | 390        | 6256 | 6950 |
|             | 23 x 71 Glides                | <b>EQTS4 2371G 01</b> | 390        | 6256 | 6950 |
|             | <b>3form All Access Doors</b> |                       |            |      |      |
|             | 23 x 71 Casters               | <b>EQTS4 2371C 02</b> | 390        | 7057 | 7839 |
|             | 23 x 71 Glides                | <b>EQTS4 2371G 02</b> | 390        | 7057 | 7839 |
|             | <b>Standard Doors</b>         |                       |            |      |      |
|             | 23 x 71 Casters               | <b>EQTS4 2371C 05</b> | 390        | 6256 | 6950 |
|             | 23 x 71 Glides                | <b>EQTS4 2371G 05</b> | 390        | 6256 | 6950 |
|             | <b>3form Standard Doors</b>   |                       |            |      |      |
|             | 23 x 71 Casters               | <b>EQTS4 2371C 06</b> | 390        | 7057 | 7839 |
|             | 23 x 71 Glides                | <b>EQTS4 2371G 06</b> | 390        | 7057 | 7839 |

**Note:** Model numbers starting with EQTS4 refer to models with a standard cabinet on the left and on the right.

**To Order, Specify...**

- 1 Model Number
- 2 Material
- 3 Edge Style, Thickness & Color
- 4 Door Profile (laminated cabinets only)
- 5 3form Selection
- 6 Frame & Shelf Color
- 7 Pull Style
- 8 Additional Options



| Laminate Wood                                 | Laminate Urethane/PVC   | Veneer Wood                          | Veneer 1 1/4" Wood                  | Veneer 1 1/4" Wood                    | Veneer Wood                                | Veneer Wood  |
|---|---|--------------------------------------|-------------------------------------|---------------------------------------|--|--|
| Ergo (all sides)<br><br><b>LWE2</b><br>1 1/4" | Ergo (user side only)<br><br><b>LUPE2R</b><br>1 1/4"<br><b>LUPE2S</b><br>1 1/4" | Flat<br><br><b>VW2S</b><br>1 1/4"    | Square<br><br><b>VWS2</b><br>1 1/4" | Bullnose<br><br><b>VWB2</b><br>1 1/4" | Reverse Bevel<br><br><b>VWR2</b><br>1 1/4" | Ergo (user side only)<br><br><b>VWE2</b><br>1 1/4" |
|   |   | Fluted<br><br><b>VWF2S</b><br>1 1/4" | Fluted<br><br><b>VWF2</b><br>1 1/4" |                                       |  |  |
| 1 1/4"  | 1 1/4"  | 1 1/4"                               |                                     |                                       |  | 1 1/4"   |
| 7839<br>7839                                  | 7965<br>7965  | 10280<br>10280                       |                                     |                                       |  | 10974<br>10974                                     |
| 8726<br>8726                                  | 8853<br>8853  | 10465<br>10465                       |                                     |                                       |  | 11158<br>11158                                     |
| 7839<br>7839                                  | 7965<br>7965  | 10280<br>10280                       |                                     |                                       |  | 10974<br>10974                                     |
| 8726<br>8726                                  | 8853<br>8853  | 10465<br>10465                       |                                     |                                       |  | 11158<br>11158                                     |

**Finish Options**

- Powder Coat, Standard ..... n/c
- Powder Coat, Premium..... \$ 165
- Platinum..... \$ 488

**NOTE** Transparent powder coats not available on Teaching Stations

**Top Options**

- Special Laminate.....TSP call
- Custom Cutout (per cutout) .....TCC \$ 120

**Power & Data Options**

Please reference the Power + Data Price List

**Accessories**

- Rack Mount System (only available in Teaching Station with standard cabinet) .....RMS \$ 420
- Monitor Mount (not available with adjustable height) .....MMT \$ 606
- Adjustable Height, Motorized..... TAM \$ 3718

**Pull Style**

A pull style must be specified when ordering a Teaching Station.



1A













2A



**Questions?**

800 876 2120

|   |                               |                      |     | top ><br>edge >  | Laminate<br>PVC   | Laminate<br>Wood  | Veneer<br>Wood   |
|---|-------------------------------|----------------------|-----|--|---|---|--|
|   |                               |                      |     |  | Flat  | Flat  | Flat   |
|   |                               |                      |     |  |  |  |  |
|   |                               |                      |     | edge ordering code ><br>top thickness >                          | <b>LP2S</b><br>1 1/4"   | <b>LW2S</b><br>1 1/4"   | <b>VW2S</b><br>1 1/4"  |
|   |                               |                      |     |  | Fluted  | Fluted  | Fluted   |
|   |                               |                      |     |  |  |  |  |
|   |                               |                      |     | edge ordering code ><br>top thickness ><br>top thickness price > | <b>LPF2S</b><br>1 1/4"  | <b>LWF2S</b><br>1 1/4"  | <b>VWF2S</b><br>1 1/4"   |
|   |                               |                      |     |  | 1 1/4"  | 1 1/4"  | 1 1/4"   |
| Description   | Model #                       | Product Wt           |     |  |   |   |  |
|    | <b>All Access Doors</b>       |                      |     |  |   |   |  |
|   | 23 x 32 Casters               | <b>EQCB 2332C 09</b> | 165 | 4688   | 5155  | 7862  |  |
|   | 23 x 32 Glides                | <b>EQCB 2332G 09</b> | 165 | 4688   | 5155  | 7862  |  |
|    | <b>3form All Access Doors</b> |                      |     |  |   |   |  |
|   | 23 x 32 Casters               | <b>EQCB 2332C 10</b> | 165 | 5154   | 5668  | 8280  |  |
|   | 23 x 32 Glides                | <b>EQCB 2332G 10</b> | 165 | 5154   | 5668  | 8280  |  |
|  | <b>Standard Doors</b>         |                      |     |  |   |   |  |
|   | 23 x 32 Casters               | <b>EQCB 2332C 20</b> | 165 | 4688   | 5155  | 7862  |  |
|   | 23 x 32 Glides                | <b>EQCB 2332G 20</b> | 165 | 4688   | 5155  | 7862  |  |
|  | <b>3form Standard Doors</b>   |                      |     |  |   |   |  |
|   | 23 x 32 Casters               | <b>EQCB 2332C 21</b> | 165 | 5154   | 5668  | 8280  |  |
|   | 23 x 32 Glides                | <b>EQCB 2332G 21</b> | 165 | 5154   | 5668  | 8280  |  |

**Pull Style**

A pull style must be specified when ordering any cabinet with doors.



1A



2A

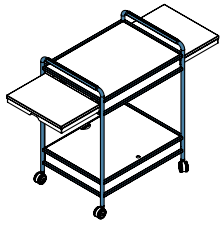
**To Order, Specify...**

- 1 Model Number, Top & Edge Style and Door Profile (laminated cabinets only)
- 2 Frame/Shelf Color
- 3 Laminate or Veneer Code
- 4 Edge Style and Thickness
- 5 Edge Color
- 6 Pull Style (models with doors only)
- 7 Base Options
- 8 Door Options

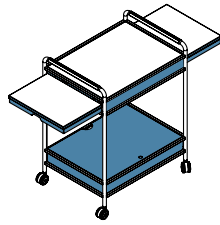


Please specify appropriate areas pertaining to model # >

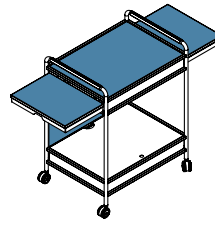
Blue highlights on illustrations represent indicated areas:





Frame Color

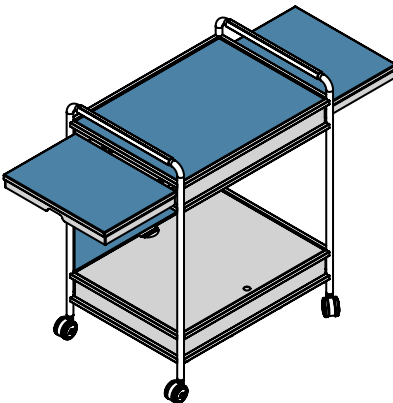


Metal Shelf Color



Top, Shelf and Back Panel  
Laminate or Veneer Color

|  | Description                        | Model #           | Product Wt | Price |
|--|------------------------------------|-------------------|------------|-------|
|   | <b>Laminate AV Cart</b><br>23 x 32 | <b>EQCT 2332L</b> | 135        | 4324  |
|  | <b>Veneer AV Cart</b><br>23 x 32   | <b>EQCT 2332V</b> | 135        | 5304  |



**Sample Model**  
Laminate Utility Cart  
23 x 32     **EQCT 2332L**     \$4324

**Specify**  
Frame Color  
Metal Shelf Color  
Top, Shelf and Back Panel Laminate or Veneer Color

| Finish Options                                   | Price  |
|--|--------|
| Powder Coat - Standard .....                     | n/c    |
| Powder Coat - Premium .....                      | \$ 165 |
| Platinum .....                                   | \$ 488 |
| Transparent Powder Coats available on frame only |        |

| Mobile AV Cabinet                |      |        |
|----------------------------------|------|--------|
| Top Options                      | Code | Price  |
| Special Laminate .....           | TSP  | call   |
| Custom Cutout (per cutout) ..... | TCC  | \$ 120 |

| AV Cart                          |      |        |
|----------------------------------|------|--------|
| Top Options                      | Code | Price  |
| Special Laminate .....           | TSP  | call   |
| Custom Cutout (per cutout) ..... | TCC  | \$ 120 |

| Accessories                                  |      |        |
|--|------|--------|
|  | Code | Price  |
| Monitor Mount .....                          | MMT  | \$ 733 |
| Adjustable Height-Motorized Side Shelf ..... | SAM  | \$2663 |
| Handle (Mounted on Left) .....               | HAN  | \$ 113 |

**Features**

GeoMetrix is available in square, rectangle, rhombus and triangle shapes in five different heights. The durability and easy cleanability of Corian® make GeoMetrix the perfect occasional table for any location. Electrical options are available in the top or on the side of the unit. Nylon hexagon glides with 1" adjustment.

**Corian® Construction**

The standard construction is comprised of .75" particleboard bonded to the inside of .5" thick sheets of non-porous Corian® surface material.

**Shipping Schedule****Standard Items**

Corian®

3 WEEKS

Contact Versteel Customer Service for special lead time requests.

**BIFMA**

All Versteel products are constructed to pass the relevant ANSI/BIFMA standards. For more detailed specifications by series and base style, contact Versteel Customer Service at 800.876.2120.

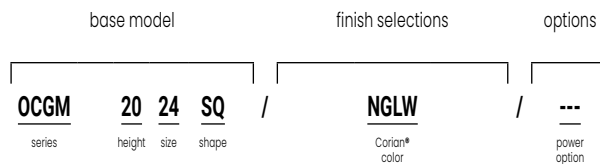
Additional information regarding warranty, terms and conditions, shipping, care and maintenance, etc. can be found in the All Tables price list

**Care of Corian® Surfaces**

Clean regularly with a cloth or sponge wrung out in warm soapy water. You can also use ammonia-based cleaners or commercial cleaners recommended for use on Corian® surfaces. Wipe up any water spills immediately so as not to leave a film that makes the finish look blotchy.

**To Order, Specify...**

- 1 Model Number
- 2 Corian® Color
- 3 Additional Options




An **OCGM2024SQ** is a GeoMetrix Occasional series 24" square table, 20" tall.

The code **NGLW** specifies a Glacier White Corian®.

**Model Number** **OCGM2024SQ**

Corian® color **NGLW**


**Orders may be sent via**
**Mailing Address**

Versteel  
 2332 Cathy Lane  
 Jasper IN 47546

**Contact Versteel**

**Email** [contact@versteel.com](mailto:contact@versteel.com)  
**Phone** 800 876 2120  
 812 634 2120  
**Fax** 812 482 9318



**Corian®**

Corian® is an advanced composite product used as an architectural and design material in a variety of residential and commercial applications.

**Corian® Colors**

|                         |                       |                       |                       |
|-------------------------|-----------------------|-----------------------|-----------------------|
| Antarctica . . . . .    | <a href="#">NART</a>  | Linen . . . . .       | <a href="#">.NLIN</a> |
| Bisque . . . . .        | <a href="#">NBIS</a>  | Matterhorn . . . . .  | <a href="#">.NMTH</a> |
| Designer White. . . . . | <a href="#">NDEW</a>  | Pearl Gray . . . . .  | <a href="#">.NPLG</a> |
| Elegant Gray . . . . .  | <a href="#">NELG</a>  | Silver Gray . . . . . | <a href="#">.NSLG</a> |
| Glacier White. . . . .  | <a href="#">.NGLW</a> | Vanilla . . . . .     | <a href="#">.NVAN</a> |

Alternative Corian® colors may be specified. Contact Customer Service for quote.

**V Charge Wireless Charging**

Wireless charging pads for phones and tablets with built-in Qi wireless charging. Pads are surface mounted.



**Option Code**

VWC1

\$ 307 list

**SPECIFICATIONS**

- 10 Watt fast charge wireless charging unit
- Soft touch cover plate with V Charge logo
- Surface mounted
- 6' power supply included

**Unit Color**

|     |       |
|-----|-------|
| BLK | Black |
| WHT | White |

n/c  
n/c

**Option Code**

VWC2

\$ 394 list

**SPECIFICATIONS**

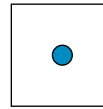
- 15 Watt fast charge wireless charging unit
- Soft touch cover plate with V Charge logo
- Surface mounted
- 5' power supply included

**Unit Color**

|     |       |
|-----|-------|
| BLK | Black |
| WHT | White |

n/c  
n/c

**Square**



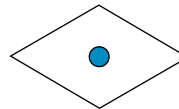
GMX  
Top  
Horizontal Center

**Rectangle**



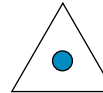
GMX  
Top  
Horizontal Center

**Rhombus**



GMX  
Top  
Horizontal Center


**Triangle**



GMX  
Top  
Horizontal Center

**V Charge Wireless Charging**

Through the surface wireless charging for phones and tablets with built-in Qi wireless charging.



**Option Code**

VWCE1

\$ 404 list

**SPECIFICATIONS**

- 10 Watt fast charge wireless charging unit
- Seamless charging icon
- Mounted beneath the Corian® surface
- 6' power supply included

**Option Code**

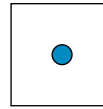
VWCE2

\$ 498 list

**SPECIFICATIONS**

- 15 Watt fast charge wireless charging unit
- Seamless charging icon
- Mounted beneath the Corian® surface
- 5' power supply included

**Square**



GMX

Top  
Horizontal Center

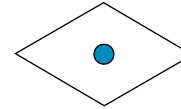
**Rectangle**



GMX

Top  
Horizontal Center

**Rhombus**



GMX

Top  
Horizontal Center

**Triangle**



GMX

Top  
Horizontal Center

**Axil Z IP (Individually Powered)**

Constructed out of anodized aluminum with a painted, steel faceplate. Axil Z is a robust, scalable and customizable power/data solution.



**SPECIFICATIONS**

- Mounts flat, sitting just above surface
- Requires cutout in surface
- Simplex matches faceplate/bezel
- Includes a voice/data adapter kit to accept couplers and jacks when required

| Model      | Description                           |             |
|------------|---------------------------------------|-------------|
| AXZ-IP-4-0 | Four (4) power and no open ports      | \$ 548 list |
| AXZ-IP-2-2 | Two (2) power and two (2) open ports  | \$ 426 list |
| AXZ-IP-3-1 | Three (3) power and one (1) open port | \$ 441 list |

**Unit Color**

|      |                                      |             |
|------|--------------------------------------|-------------|
| MWCA | Matte White Faceplate, Clear Al Trim | n/c         |
| MBCA | Matte Black Faceplate, Clear Al Trim | n/c         |
| MSCA | Matte Storm Faceplate, Clear Al Trim | n/c         |
| MFCA | Matte Fog Faceplate, Clear Al Trim   | n/c         |
| GWCA | Gloss White Faceplate, Clear Al Trim | n/c         |
| GBCA | Gloss Black Faceplate, Clear Al Trim | n/c         |
| SVCA | Silver Faceplate, Clear Al Trim      | n/c         |
| MWBA | Matte White Faceplate, Black Trim    | \$ 142 list |
| MBBA | Matte Black Faceplate, Black Trim    | \$ 142 list |
| MSBA | Matte Storm Faceplate, Black Trim    | \$ 142 list |
| MFBA | Matte Fog Faceplate, Black Trim      | \$ 142 list |
| GWBA | Gloss White Faceplate, Black Trim    | \$ 142 list |
| GBBA | Gloss Black Faceplate, Black Trim    | \$ 142 list |
| SVBA | Silver Faceplate, Black Trim         | \$ 142 list |

Alternate and custom colors available Contact Versteel Customer Service.

**Cord Length**

|     |                         |            |
|-----|-------------------------|------------|
| 72  | 72" cord length, black  | n/c        |
| 120 | 120" cord length, black | \$ 21 list |

**USB Charging Options** (Total cannot exceed 80 watts)

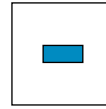
|      |  |             |
|------|--|-------------|
| UAC  | One (1) USB A + USB C charging module (requires 1 open port)                   | \$ 152 list |
| UAC2 | Two (2) USB A + USB C charging modules (requires 2 open ports)                 | \$ 304 list |
| UC   | One (1) high power smart dual USB C charging module (requires 1 one open port) | \$ 324 list |

**Data Option** (Each data jack requires 1 open port)

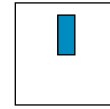
|    |                                       |             |
|----|---------------------------------------|-------------|
| DA | Cat6 RJ45 data jack w/ 10' patch cord | \$ 97 list  |
| MS | 3.5mm mini-stereo audio jack          | \$ 32 list  |
| US | USB passive jack                      | \$ 71 list  |
| VG | VGA jack, 15 pin                      | \$ 137 list |

Model Example: AXZ-IP-2-2-MBCA-72-UA2

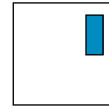
**Square**



**GMX**  
Top  
Horizontal Center



**GMY**  
Side  
Vertical Center

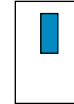


**GMZ**  
Side  
Vertical Right

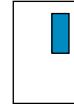
**Rectangle**



**GMX**  
Top  
Horizontal Center

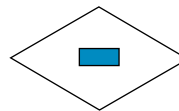


**GMY**  
Side  
Vertical Center

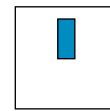


**GMZ**  
Side  
Vertical Right

**Rhombus**

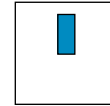


**GMX**  
Top  
Horizontal Center



**GMY**  
Side  
Vertical Center

**Triangle**



**GMY**  
Side  
Vertical Center

**Mini-Tap**

Mini-Tap allows for multiple power and data configurations.



**SPECIFICATIONS**

- Two Ports: 2 Power or 1 Power and 1 USB
- Surface mount
- Spill-proof simplexes

| Model       | Description   |             |
|-------------|---|-------------|
| MTPS-IP2X   | Two (2) Power   | \$ 318 list |
| MTPS-IP2UAC | One (1) power and one (1) dual port USB A + C charger | \$ 428 list |

**Unit Color**

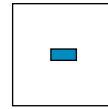
|     |                                  |     |
|-----|----------------------------------|-----|
| GBB | Gloss Black with Black Simplexes | n/c |
| GBW | Gloss Black with White Simplexes | n/c |
| GWW | Gloss White with White Simplexes | n/c |
| GWB | Gloss White with Black Simplexes | n/c |
| SB  | Silver with Black Simplexes      | n/c |
| SW  | Silver with White Simplexes      | n/c |

**Cord Length**

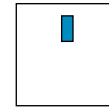
|     |                         |            |
|-----|-------------------------|------------|
| 72  | 72" cord length, black  | n/c        |
| 120 | 120" cord length, black | \$ 21 list |

Model Example: MTPS-IP2X-GWW-72

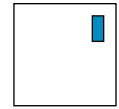
**Square**



**GMX**  
Top  
Horizontal Center



**GMY**  
Side  
Vertical Center

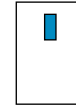


**GMZ**  
Side  
Vertical Right


**Rectangle**



**GMX**  
Top  
Horizontal Center

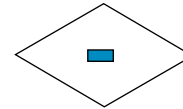


**GMY**  
Side  
Vertical Center

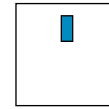


**GMZ**  
Side  
Vertical Right

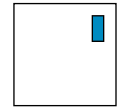
**Rhombus**



**GMX**  
Top  
Horizontal Center

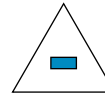


**GMY**  
Side  
Vertical Center

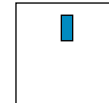


**GMZ**  
Side  
Vertical Right

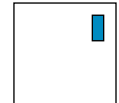
**Triangle**



**GMX**  
Top  
Horizontal Center



**GMY**  
Side  
Vertical Center



**GMZ**  
Side  
Vertical Right

**Salt or Pepper**

Individual dual USB charger or power outlet for easy, quick access applications.



**SPECIFICATIONS**

- Salt or Pepper hole mount is 1 3/4" diameter.
- Smooth seamless design
- Spill-proof power simplex
- 72" power cord, black

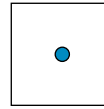
| Model | Description                               |             |
|-------|---|-------------|
| SLT3  | One (1) single port USB C 60 watt charger | \$ 435 list |
| SLT4  | One (1) high power USB A + USB C charger  | \$ 262 list |
| PPR   | One (1) power outlet w/72" black cord     | \$ 115 list |

**Unit Color**

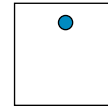
|      |         |     |
|------|---------|-----|
| BERP | Berry   | n/c |
| BLKP | Black   | n/c |
| DSKP | Dusk    | n/c |
| FOGP | Fog     | n/c |
| HNYP | Honey   | n/c |
| NVYP | Navy    | n/c |
| PCKP | Peacock | n/c |
| PPYP | Poppy   | n/c |
| SRMP | Storm   | n/c |
| WHTP | White   | n/c |

Model Example: SLT4-BLKP

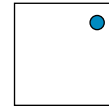
**Square**



**GMX**  
Top  
Horizontal Center



**GMY**  
Side  
Vertical Center

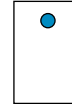


**GMZ**  
Side  
Vertical Right

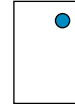
**Rectangle**



**GMX**  
Top  
Horizontal Center

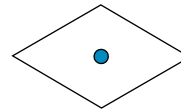


**GMY**  
Side  
Vertical Center

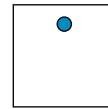


**GMZ**  
Side  
Vertical Right

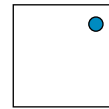
**Rhombus**



**GMX**  
Top  
Horizontal Center



**GMY**  
Side  
Vertical Center

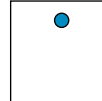


**GMZ**  
Side  
Vertical Right

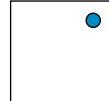
**Triangle**



**GMX**  
Top  
Horizontal Center



**GMY**  
Side  
Vertical Center


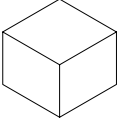
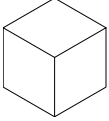


**GMZ**  
Side  
Vertical Right




**Questions?**

800 876 2120

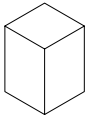
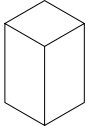
| Base Style   | Table Description          | Model #            | Product Wt | Price |
|--|----------------------------|--------------------|------------|-------|
|   | <b>14" High</b><br>14 x 14 | <b>OCGM14 14SQ</b> | 30         | 974   |
|   | <b>16" High</b><br>20 x 20 | <b>OCGM16 20SQ</b> | 51         | 2676  |
|  | 24 x 24                    | <b>OCGM16 24SQ</b> | 65         | 2676  |
|  | <b>18" High</b><br>18 x 18 | <b>OCGM18 18SQ</b> | 49         | 1897  |

**To Order, Specify...**

- ① Model Number
- ② Corian® Color
- ③ Power Option





| Base Style  | Table Description | Model #     | Product Wt | Price |
|---|-------------------|-------------|------------|-------|
|  | <b>20" High</b>   |             |            |       |
|   | 14 x 14           | OCGM20 14SQ | 40         | 1611  |
|   | 20 x 20           | OCGM20 20SQ | 61         | 2983  |
|   | 24 x 24           | OCGM20 24SQ | 76         | 2983  |
|  | <b>24" High</b>   |             |            |       |
|   | 14 x 14           | OCGM24 14SQ | 46         | 1611  |


**Questions?**


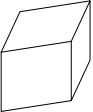
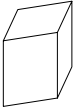
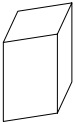
800 876 2120

| Base Style | Table Description | Model #              | Product Wt | Price |
|------------|-------------------|----------------------|------------|-------|
|            | <b>18" High</b>   |                      |            |       |
|            | 12 x 14           | <b>OCGM18 1214RE</b> | 33         | 1611  |
|            | 14 x 36           | <b>OCGM18 1436RE</b> | 70         | 2983  |

**To Order, Specify...**


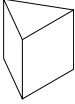
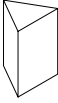
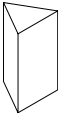
- ① Model Number
- ② Corian® Color
- ③ Power Option



| Base Style  | Table Description          | Model #            | Product Wt | Price |
|---|----------------------------|--------------------|------------|-------|
|    | <b>14" High</b><br>14 x 24 | <b>OCGM14 14RH</b> | 29         | 1180  |
|    | <b>18" High</b><br>18 x 31 | <b>OCGM18 18RH</b> | 47         | 2665  |
|   | <b>20" High</b><br>14 x 24 | <b>OCGM20 14RH</b> | 38         | 1599  |
|  | <b>24" High</b><br>14 x 24 | <b>OCGM24 14RH</b> | 44         | 1599  |


**Questions?**

800 876 2120

| Base Style  | Table Description          | Model #            | Product Wt | Price |
|---|----------------------------|--------------------|------------|-------|
|    | <b>14" High</b><br>14 x 12 | <b>OCGM14 14TG</b> | 20         | 914   |
|    | <b>18" High</b><br>18 x 16 | <b>OCGM18 18TG</b> | 33         | 1537  |
|   | <b>20" High</b><br>14 x 12 | <b>OCGM20 14TG</b> | 27         | 1117  |
|  | <b>24" High</b><br>14 x 12 | <b>OCGM24 14TG</b> | 31         | 1117  |

**To Order, Specify...**

- ① Model Number
- ② Corian® Color
- ③ Power Option





The Interplay series provides multiple mobile solutions from a personal workstation to a whiteboard or lectern.

#### **Rover Pup**

The Rover Pup has a 22" round top and is available in standard table heights of 26 3/4" or 42". The smaller top size makes this the perfect solution as a side table or specify it in the 42" table height as a mobile table for your laptop when wanting to do stand-up work. Available in either laminate or veneer with several edge options and a 3/8" edge thickness. See pricing pages for available options.

#### **Rover Utility**

With a 27" x 40" top size this model can be specified in either a 29" or 42" table height, with or without a lower shelf. Available in either laminate or veneer with several edge options and a 3/8" edge thickness. See pricing pages for available options.

#### **Rover Computer**

The Rover Computer is slightly larger than the Rover Utility with a 30" x 40" top size and is standard in both 29" and 42" table heights. This model can be ordered with or without a lower shelf and with or without convenience shelves. Available in either laminate or veneer with several edge options and a 3/8" edge thickness. Options along with accessories including modesty panels, screens and a transaction small screen may also be added, see pricing pages for codes, model numbers and pricing.

#### **Rover Daddy**

Very similar in looks to the Rover Computer, this model is available with a 30" x 40" top size and a 29" table height. All Rover Daddy models are standard with a paper tray and can be ordered with or without a lower shelf and with or without convenience shelves. Options along with accessories including modesty panels, screens and a transaction small screen may also be added, see pricing pages for codes, model numbers and pricing.

**NOTE** ROVER PUP, UTILITY, COMPUTER AND DADDY ARE ALL STANDARD WITH A CABLE COIL

#### **Looksee**

This mobile whiteboard has a 34 1/2" x 34 1/2" dry erase marker surface with a fixed position 7/8" laminate shelf with a PVC edge, a peg for a flip chart and a flip chart storage peg on the back. Overall dimensions are 71"H x 39"W x 30"D. Additional accessories can be specified, see pricing pages.

#### **Wordplay**

The Wordplay lectern includes a shield, footrest and adjustable slant speaker surface which has a 44 1/4" speaker surface height and adjusts to four positions: as low as 39" in 1 3/4" increments. The speaker surface is at a 20° angle and can be specified in either laminate or veneer. Additional accessories are available, see pricing pages.

**Laminate and Veneer, Standard Core Construction**

The standard top construction consists of 45-50 lb particleboard, surfaced with a high pressure laminate or plain sliced veneer face. A backer sheet is laminated to the underside of the top.



**PVC Flat or Fluted Edge**

Edge of 2mm PVC hot melt banded to the top with 1/8" radius at the top and bottom. Standard with 1 1/2" radius corners.



Offered in twenty-one (21) standard colors.



**Wood Flat or Fluted Edge**

Wood banding hot melt banded to the top with 1/8" radius at the top and bottom. Standard with 1 1/2" radius corners.



Offered in Ash, Cherry, Maple or Walnut materials.



**Bumper Edge**

Exposed ply core banding with rubberized 5/8" width bumper in the center of profile. Standard with 1 1/2" radius corners.

Offered in black bumper standard color.

**Shipping Schedule**

**Standard Items**

|                     |           |
|---------------------|-----------|
| Laminate, PVC Edge  | 3-5 WEEKS |
| Laminate, Wood Edge | 3-5 WEEKS |
| Veneer, Wood Edge   | 6-8 WEEKS |

Contact Versteel Customer Service for special lead time requests.

**BIFMA**

All Versteel products are constructed to pass the relevant ANSI/BIFMA standards. For more detailed specifications by series and base style, contact Versteel Customer Service at 800.876.2120.

Additional information regarding warranty, terms and conditions, shipping, care and maintenance, etc. can be found in the All Tables price list

**To Order, Specify...**

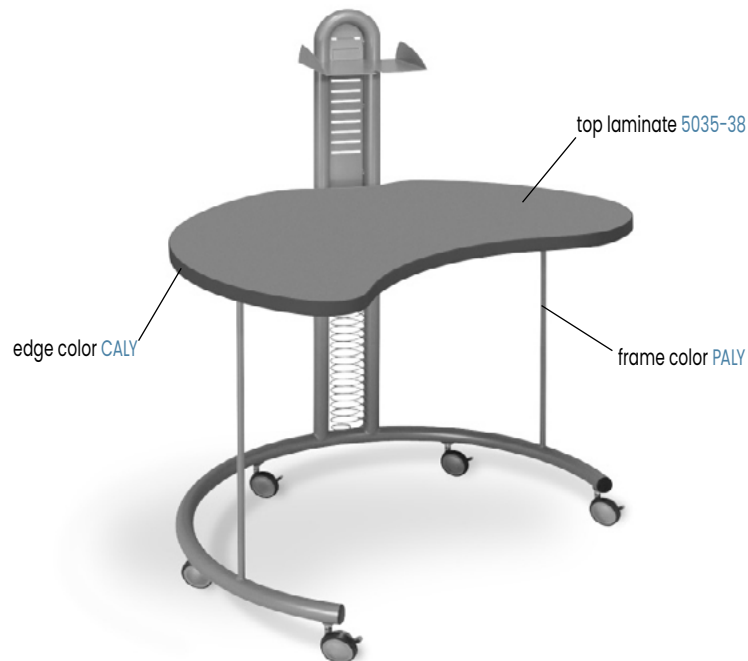
- 1 Model Number, include top and edge style
- 2 Top Material
  - a. Laminate manufacturer and color
  - b. Veneer species and finish color
- 3 Edge Style and Thickness
- 4 Edge Color
- 5 Frame Color
- 6 Additional Options

| base model |            |             |           |                |                    | finish selections |  |   | options     |   |             |   |
|------------|------------|-------------|-----------|----------------|--------------------|-------------------|--|---|-------------|---|-------------|---|
| <b>IP</b>  | <b>RD</b>  | <b>3040</b> | <b>CP</b> | <b>FX</b>      | <b>LP1R</b>        | /                 | <b>TW 5035-38</b>                          | / | <b>CALY</b> | / | <b>PALY</b> | / |
| series     | unit style | top size    | top shape | table function | top, edge & corner |                   | top laminate manufacturer & laminate color |   | edge color  |   | base color  |   |

An **IPRD 3040CPFX** is an Interplay series 30" x 40" Rover Daddy with fixed frame, a laminate ¾" thick top with a PVC edge and radius corners.

The codes **TW 5035-38 / CALY / PALY** specify a Wilsonart 5035-38 Handspun Slate laminate, Alloy PVC and Alloy frame.

**Model Number** **IPRD 3040CPFX LP1R**


**Orders may be sent via**
**Mailing Address**

Versteel  
2332 Cathy Lane  
Jasper IN 47546

**Contact Versteel**

**Email** contact@versteel.com  
**Phone** 800 876 2120  
812 634 2120  
**Fax** 812 482 9318



**Laminate**

Versteel's standard offering of laminates includes over 900 laminates from Formica, Nevamar, Pionite and Wilsonart.

Laminate manufacturers change standard offerings frequently, making it possible a standard product can become unavailable. Versteel cannot be responsible for any inconvenience this may cause.

**Veneer**

Interplay products are available with plain sliced Ash, Cherry, Maple and Walnut veneers.

**Veneer Species**

|                  |      |                  |      |
|------------------|------|------------------|------|
| Ash . . . . .    | AP01 | Maple. . . . .   | MP01 |
| Cherry . . . . . | CP01 | Walnut . . . . . | WP01 |

**Veneer Finish**

**Ash**

|                   |      |                   |      |
|-------------------|------|-------------------|------|
| Beach. . . . .    | VBEA | Fog . . . . .     | VFOG |
| Chestnut. . . . . | VCHE | Pebble . . . . .  | VPEB |
| Drift . . . . .   | VDRI | Whisper . . . . . | VWHI |
| Fawn . . . . .    | VFAW |                   |      |

**Cherry**

|                           |      |                          |      |
|---------------------------|------|--------------------------|------|
| Blossom Cherry . . . . .  | VBLC | Java Cherry. . . . .     | VJAC |
| Cordovan Cherry . . . . . | VCNC | Millwork Cherry. . . . . | VMWC |
| Golden Cherry . . . . .   | VGNC |                          |      |

**Maple**

|                         |      |                       |      |
|-------------------------|------|-----------------------|------|
| Caramel Maple . . . . . | VCMM | Sugar Maple . . . . . | VSUM |
| Solar Maple. . . . .    | VSLM |                       |      |

**Walnut**

|                           |      |                         |      |
|---------------------------|------|-------------------------|------|
| Brighton Walnut . . . . . | VBRW | Natural Walnut. . . . . | VNAW |
| Espresso Walnut. . . . .  | VESW |                         |      |

**PVC Edge Colors**

|                           |      |                            |      |
|---------------------------|------|----------------------------|------|
| Absolute Acajou . . . . . | CABA | Nimbus. . . . .            | CNIM |
| Alloy. . . . .            | CALY | Pearl . . . . .            | CPEA |
| Carbon. . . . .           | CCAR | Platinum. . . . .          | CPLA |
| Champagne . . . . .       | CCHA | Pralines & Cream . . . . . | CPRC |
| Coconut . . . . .         | CCOC | Shadow . . . . .           | CSHA |
| Ebony. . . . .            | CEBO | Snow . . . . .             | CSNO |
| Florence Walnut . . . . . | CFLW | Stone . . . . .            | CSTO |
| Fossil . . . . .          | CFOS | Storm. . . . .             | CSTM |
| Graphite . . . . .        | CGRA | Whisper . . . . .          | CWHI |
| Grey. . . . .             | CGRE | White Linen . . . . .      | CWHL |
| Kensington Maple. . . . . | CKEM |                            |      |

**Wood Edge Species**

|                  |     |                  |     |
|------------------|-----|------------------|-----|
| Ash . . . . .    | A01 | Maple. . . . .   | M01 |
| Cherry . . . . . | C01 | Walnut . . . . . | W01 |

**Wood Edge Finishes**

**Ash**

|                   |      |                   |      |
|-------------------|------|-------------------|------|
| Beach. . . . .    | WBEA | Fog . . . . .     | WFOG |
| Chestnut. . . . . | WCHE | Pebble . . . . .  | WPEB |
| Drift . . . . .   | WDRI | Whisper . . . . . | WWHI |
| Fawn . . . . .    | WFAW |                   |      |

**Cherry**

|                           |      |                          |      |
|---------------------------|------|--------------------------|------|
| Blossom Cherry . . . . .  | WBLC | Java Cherry. . . . .     | WJAC |
| Cordovan Cherry . . . . . | WCNC | Millwork Cherry. . . . . | WMWC |
| Golden Cherry . . . . .   | WGNC |                          |      |

**Maple**

|                         |      |                       |      |
|-------------------------|------|-----------------------|------|
| Caramel Maple . . . . . | WCMM | Sugar Maple . . . . . | WSUM |
| Solar Maple. . . . .    | WSLM |                       |      |

**Walnut**

|                           |      |                         |      |
|---------------------------|------|-------------------------|------|
| Brighton Walnut . . . . . | WBRW | Natural Walnut. . . . . | WNAW |
| Espresso Walnut. . . . .  | WESW |                         |      |

**Studio Steel®**

Versteel's "urban fabrication" process leaves the telltale signs of welding and assembly on the surface, highlighting a manufacturing aesthetic. Choosing a clear or transparent powder coat is recommended, allowing tonal striations (created as a result of extreme heat), natural textures, and the inherent qualities of raw steel to show through.

Studio Steel Process . . . . . \$165

**Powder Coat Finishes**

All powder coat finishes in the Versteel offering have been formulated with the use of epoxy, polyester or epoxy and polyester blends to maximize the finish durability.

**Powder Coat Finish Options**

Powder Coat - Standard . . . . . n/c  
 Powder Coat - Premium (Hope) . . . . . \$165  
 Powder Coat - Premium (Platinum) . . . . . \$488

**Powder Coat Colors**

|                          |       |                           |       |
|--------------------------|-------|---------------------------|-------|
| Alloy . . . . .          | .PALY | Mint . . . . .            | .PMNT |
| Amethyst . . . . .       | .PAME | Navy . . . . .            | .PNAV |
| Anthracite . . . . .     | .PANT | Nimbus . . . . .          | .PNIM |
| Black Anodized . . . . . | .PBLA | Nutmeg . . . . .          | .PNUT |
| Bronze . . . . .         | .PBRO | ◆ Pacific . . . . .       | .PPAC |
| Calypso . . . . .        | .PCAL | Pearl . . . . .           | .PPEA |
| Carbon . . . . .         | .PCAR | Pebble . . . . .          | .PPEB |
| Champagne . . . . .      | .PCHA | Ⓟ Platinum . . . . .      | .PPLA |
| Coconut . . . . .        | .PCOC | Poppy . . . . .           | .PPOP |
| ◆ Copper . . . . .       | .PCOP | ◆ Raven . . . . .         | .PRAV |
| Crimson . . . . .        | .PCRI | Royal . . . . .           | .PROY |
| ◆ Crystal . . . . .      | .PCRY | Seaside . . . . .         | .PSEA |
| Daffodil . . . . .       | .PDAF | Shipyard . . . . .        | .PSHI |
| Ebony . . . . .          | .PEBO | Silver . . . . .          | .PSIL |
| Forest . . . . .         | .PFOR | Snow . . . . .            | .PSNO |
| Fossil . . . . .         | .PFOS | Stone . . . . .           | .PSTO |
| ◆ Garnet . . . . .       | .PGAR | Storm . . . . .           | .PSTM |
| ◆ Gold . . . . .         | .PGOL | Terra Cotta . . . . .     | .PTEC |
| Graphite . . . . .       | .PGRA | Whisper . . . . .         | .PWHI |
| Ⓟ Hope . . . . .         | .PHOP | White Linen . . . . .     | .PWHL |
| Kelly Green . . . . .    | .PKEG | Powder Coat Alternative . | .OPA  |
| ◆ Matte . . . . .        | .PMAT |                           |       |
| Mica . . . . .           | .PMIC |                           |       |

**Transparent Powder Coats (indicated by ◆)**

Please note that the transparent characteristics of these powders allow all natural welds and textures inherent to raw steel to be visible. Not available for application on flat sheet metal surfaces found on Interplay modesty panels, screens and paper trays.

**Premium Powder Coats (indicated by Ⓟ)**

Versteel's premium process uses specially formulated powder coats for a truly unique color palette.

**Finish Reference & Samples**

For finish color reference, please refer to our website. Contact Versteel Customer Service to receive actual color samples for color matches and final color approval.

**Special Laminate**

**Call for quotation**

Specify code **TSP** (*Special Laminate*), indicate the quoted charges per table

Special laminates and patterns can be specified as an option. To specify, contact Versteel for availability and pricing.

**NOTE** LAMINATES IN STANDARD COLORS AND TEXTURES FROM FORMICA, NEVAMAR, PIONITE AND WILSONART ARE STANDARD

**CAUTION** LAMINATE MANUFACTURERS CHANGE STANDARD OFFERINGS FREQUENTLY, MAKING IT POSSIBLE A STANDARD PRODUCT CAN BECOME UNAVAILABLE. VERSTEEL CANNOT BE RESPONSIBLE FOR ANY INCONVENIENCE THIS MAY CAUSE.

**Custom PVC Color Match**

**Call for quotation / one time charge per color, per order**

Specify code **OCF** (*Custom PVC Color Match*), add cost from Versteel quotation

PVC Color Match can be the selection of a color that is available from a Versteel supplier or a new custom color developed for the order. Minimum footage requirements mean that the amount of material needed for your order will effect the cost.

For PVC Color Matching you must supply a color reference sample. Versteel will review the sample for possible existing colors available and send a sample for customer approval. If no color match exists, a custom match will be developed and sampled for customer approval before a production schedule is established.

**NOTE** CUSTOM COLOR MATCHING APPROVALS MAY AFFECT STANDARD PRODUCTION SCHEDULES

**Powder Coat Alternative**

**Call for quotation**

Specify code **OPA** (*Powder Coat Alternative*), add cost from Versteel quotation

Powder Coat Alternative is available from Versteel. The entire RAL color reference along with hundreds of other color and finishes are available.

For Powder Coat Alternative matching, you must supply a color reference sample, or an RAL number. Versteel will review the sample for possible existing colors available and send a sample for customer approval. If no color match exists a custom match can be developed. Call Versteel Customer Service for associated upcharges on custom color development.

**NOTE** CUSTOM COLOR MATCHING APPROVALS MAY AFFECT STANDARD PRODUCTION SCHEDULES

**Stain Finish Match**

**\$996 / one time charge per finish, per order**

Specify code **OSM** (*Stain Finish Match*), add \$996.00 list per finish, per order

Alternative Stain Finishes are available for veneer and wood edged tops.

For Stain Finish Matching you must supply two 4" x 4" finish color and grain reference samples. An expertly finish matched sample will be provided for customer approval.

**NOTE** CUSTOM COLOR MATCHING APPROVALS MAY AFFECT STANDARD PRODUCTION SCHEDULES

**Veneer and Wood Edge Alternatives**

**Call for quotation**

For veneer and wood edge requirements other than the standard plain sliced Ash, Cherry, Maple and Walnut, contact Versteel Customer Service. Versteel is adept at working with a host of domestic and exotic materials. From inlays, figures, pie cuts and special edge profiles, to custom fill levels and sheens, each top is created using the best of technology and old world craftsmanship. The items you only imagined or expected to only be available from a millwork shop are now just another part of your Versteel order. Call Versteel Customer Service for availability and quotation.

**Wood Finish Alternatives**

**Call for quotation**

When veneer tables are required to have a finish other than the standard natural grain fill level finish appearance, semi-filled or full-filled finishes are available by requesting a quote from Versteel. Call Versteel Customer Service for availability and quotation.

**Table Top and Edge Alternatives**

Table tops and/or edges can be produced in alternative materials if desired. Contact Versteel Customer Service for pricing and availability.

**Alternate Core Construction**

Alternate core constructions are available, including medium density fiberboard (MDF), and cores that contain no urea formaldehyde. Contact Versteel Customer Service for pricing and availability.

**Alternate Table Height 32" and Under****\$100 / table**

Specify code **BAH** (*Alternate Height 32" and under*), indicate desired table height (32" or less), add \$100.00 list per table

Suggested typing height table is 26 ¾"

Suggested wheelchair height table is 32"

Suggested stand up height table is 42"

**NOTE** FOR OTHER TABLE HEIGHT REQUIREMENTS CONTACT VERSTEEL CUSTOMER SERVICE FOR STRUCTURAL DETAILS, PRICING AND AVAILABILITY

**Top Custom Cutout****\$120 / cutout**

Specify code **TCC** (*Top Custom Cutout*), add \$120.00 list per cutout

Top Custom Cutout requires a drawing for production and is subject to approvals.





**Questions?**

800 876 2120












|                       |              |               |                   |              |
|-----------------------|--------------|---------------|-------------------|--------------|
| top >                 | Laminate PVC | Laminate Wood | Laminate Soft PVC | Veneer Wood  |
| edge >                | Flat         | Flat          | Bumper            | Flat         |
|                       |              |               |                   |              |
| edge ordering code >  | <b>LP1R</b>  | <b>LW1R</b>   | <b>LB1R</b>       | <b>VW1R</b>  |
| top thickness >       | 7/8"         | 7/8"          | 7/8"              | 7/8"         |
|                       | Fluted       | Fluted        |                   | Fluted       |
|                       |              |               |                   |              |
| edge ordering code >  | <b>LPF1R</b> | <b>LWF1R</b>  |                   | <b>VWF1R</b> |
| top thickness >       | 7/8"         | 7/8"          |                   | 7/8"         |
| top thickness price > | 7/8"         | 7/8"          |                   | 7/8"         |

|  | Description           | Model #             | Product Wt |      |      |      |
|--|-----------------------|---------------------|------------|------|------|------|
|  | <b>26 1/2" Height</b> |                     |            |      |      |      |
|  | 22 Fix                | <b>IPRP 22PUFX</b>  | 20         | 966  | 1278 | 1947 |
|  | <b>42" Height</b>     |                     |            |      |      |      |
|  | 22 Fix                | <b>IPRPS 22PUFX</b> | 24         | 1075 | 1387 | 2057 |

**To Order, Specify...**

- 1 Model Number
- 2 Top Material
- 3 Edge Style and Thickness
- 4 Edge Color
- 5 Frame Color
- 6 Additional Options



| top ><br>edge >   | Laminate<br>PVC   | Laminate<br>Wood  | Laminate<br>Soft PVC   | Veneer<br>Wood  |
|---|---|---|--|---|
|   | Flat<br>   | Flat<br>   | Bumper<br> | Flat<br>   |
| edge ordering code ><br>top thickness >   | <b>LP2R</b><br>1 1/4"   | <b>LW2R</b><br>1 1/4"   | <b>LB2R</b><br>1 1/4"  | <b>VW2R</b><br>1 1/4"   |
| edge ordering code ><br>top thickness >   | Fluted<br> | Fluted<br> |  | Fluted<br> |
|   | <b>LPF2R</b><br>1 1/4"  | <b>LWF2R</b><br>1 1/4"  |  | <b>VWF2R</b><br>1 1/4"  |
| edge ordering code ><br>top thickness price >   | 1 1/4"  | 1 1/4"  | 1 1/4"   | 1 1/4"  |
| Description   | Model #   | Product Wt  |  |   |
|  <b>29" Height</b><br>27 x 40 Fix              | <b>IPRS 2740UTFX</b>  | 46  | 1349   | 1908  |
|  <b>29" Height with Shelf</b><br>27 x 40 Fix   | <b>IPRS 2740USFX</b>  | 58  | 1684   | 2584  |
|  <b>42" Height</b><br>27 x 40 Fix             | <b>IPRS 2740UTFX</b>  | 48  | 1455   | 2014  |
|  <b>42" Height with Shelf</b><br>27 x 40 Fix | <b>IPRS 2740USFX</b>  | 60  | 1778   | 2677  |

**Base Options**

- Alternate Table Height
- 30" & Under ..... BAH \$ 100
- Alternate Table Height
- 32" & Over..... BSP call

**Finish Options**

- Powder Coat, Standard ..... n/c
- Powder Coat, Premium..... \$ 165
- Platinum..... \$ 488

**Top Options**

- Special Laminate.....TSP call
- Custom Cutout (per cutout) .....TCC \$ 120

**Power & Data Options**

Please reference the Power + Data Price List

**Wire Management Options**

- Cable Coil (standard)..... n/c

**Rover Utility**

**Power & Data Options**

Please reference the Power + Data Price List

**Wire Management Options**

- 1 Oval Brush Grommet -  
Provide Location Print.....WOG \$ 97
- 1 Round Grommet -  
Provide Location Print..... WRG \$ 76















**Accessories**

- Keyboard Platform  
w/Mouse Surface .....AKP27M \$ 760
- CPU Holder  
(3" - 9" adjustment).....ACPU3-9F \$ 237
- CPU Holder  
(5" - 8" adjustment).....ACPU5-8F \$ 155
- CPU Holder  
(3" - 5" adjustment).....ACPU3F \$ 155



**Questions?**

800 876 2120

|   |   |                          |            | top ><br>edge >                         | Laminate<br>PVC   | Laminate<br>Wood  | Laminate<br>Soft PVC  | Veneer<br>Wood   |
|---|---|--------------------------|------------|---|---|---|---|--|
|   |   |                          |            |   | Flat  | Flat  | Bumper  | Flat   |
|   |   |                          |            |   |  |  |  |  |
|   |   |                          |            | edge ordering code ><br>top thickness > | <b>LP2R</b><br>1 1/4"   | <b>LW2R</b><br>1 1/4"   | <b>LB2R</b><br>1 1/4"   | <b>VW2R</b><br>1 1/4"  |
|   |   |                          |            |   | Fluted  | Fluted  |   | Fluted   |
|   |   |                          |            |   |  |  |   |  |
|   |   |                          |            | edge ordering code ><br>top thickness > | <b>LPF2R</b><br>1 1/4"  | <b>LWF2R</b><br>1 1/4"  |   | <b>VWF2R</b><br>1 1/4"   |
|   |   |                          |            | top thickness price >                   | 1 1/4"  | 1 1/4"  | 1 1/4"  | 1 1/4"   |
|   | Description   | Model #                  | Product Wt |   |   |   |   |  |
|    | <b>29" Height</b><br>30 x 40 Fix                                  | <b>IPRS 3040CPFX</b>     | 48         | 1349                                    | 1908  | 3079  |   |  |
|    | <b>29" Height with Shelf</b><br>30 x 40 Fix                       | <b>IPRS 3040CSFX</b>     | 60         | 1684                                    | 2584  | 4661  |   |  |
|   | <b>29" Height with Convenience Shelves</b><br>30 x 40 Fix         | <b>IPRS 3040CPFX CS</b>  | 51         | 1834                                    | 2392  | 3561  |   |  |
|  | <b>29" Height with Shelf + Convenience Shelves</b><br>30 x 40 Fix | <b>IPRS 3040CSFX CS</b>  | 63         | 2172                                    | 3074  | 5150  |   |  |
|  | <b>42" Height</b><br>30 x 40 Fix                                  | <b>IPRSS 3040CPFX</b>    | 50         | 1455                                    | 2014  | 3182  |   |  |
|  | <b>42" Height with Shelf</b><br>30 x 40 Fix                       | <b>IPRSS 3040CSFX</b>    | 62         | 1778                                    | 2677  | 4756  |   |  |
|  | <b>42" Height with Shelf + Convenience Shelves</b><br>30 x 40 Fix | <b>IPRSS 3040CSFX CS</b> | 63         | 2262                                    | 3163  | 5241  |   |  |

**To Order, Specify...**

- 1 Model Number
- 2 Top Material
- 3 Edge Style and Thickness
- 4 Edge Color
- 5 Frame Color
- 6 Additional Options





| Base Options                            | Code | Price  |
|---|------|--------|
| Alternate Table Height 32" & Under..... | BAH  | \$ 100 |
| Alternate Table Height 32" & Over ..... | BSP  | call   |






| Finish Options              |  |        |
|-----------------------------|--|--------|
| Powder Coat, Standard ..... |  | n/c    |
| Powder Coat, Premium.....   |  | \$ 165 |
| Platinum.....               |  | \$ 488 |

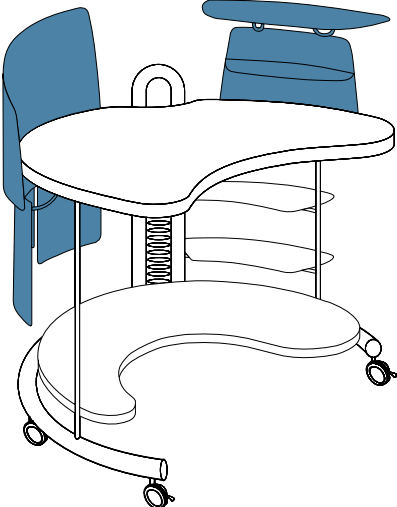
| Top Options                      |     |        |
|----------------------------------|-----|--------|
| Special Laminate.....            | TSP | call   |
| Custom Cutout (per cutout) ..... | TCC | \$ 120 |
| .....                            |     |        |

**Power & Data Options**  
Please reference the Power + Data Price List

| Wire Management Options                       | Code | Price |
|---|------|-------|
| Cable Coil (standard).....                    |      | n/c   |
| 1 Oval Brush Grommet, Location R.....         | WOR  | \$ 97 |
| 1 Round Grommet, Location R .....             | WRR  | \$ 75 |
| 1 Round Grommet, Provide Location Print ..... | WRG  | \$ 76 |

| Accessories                             |          |        |
|---|----------|--------|
| Keyboard Platform w/Mouse Surface ..... | AKP27M   | \$ 760 |
| CPU Holder (3" - 9" adjustment).....    | ACPU3-9F | \$ 237 |
| CPU Holder (5" - 8" adjustment).....    | ACPU5-8F | \$ 155 |
| CPU Holder (3" - 5" adjustment).....    | ACPU3F   | \$ 155 |

|   | Description              | Model #  | Product Wt | Price |
|---|--------------------------|----------|------------|-------|
|    | Double Modesty           | IPADM__  | 8          | 525   |
|   | Triple Modesty           | IPATM__  | 14         | 785   |
|  | Big Screen               | IPABS__  | 12         | 293   |
|  | Small Screen             | IPASS__  | 8          | 291   |
|  | Transaction Small Screen | IPATS___ | 10         | 379   |



**Sample Base Model w/ Accessories**  
29" Height w/ Shelf + Convenience Shelves  
30 x 40 Fix **IPRS 3040CSFX CS** \$2172

**Shown with Accessories:**

|                          |                 |        |
|--------------------------|-----------------|--------|
| Double Modesty           | <b>IPADM__</b>  | \$ 525 |
| Big Screen               | <b>IPABS__</b>  | \$ 293 |
| Transaction Small Screen | <b>IPATS___</b> | \$ 379 |

**Note:** Transparent powder coats can not be used on flat metal surfaces. Transparent powder coats can be used on frame tubes.



**Questions?**

800 876 2120

|                       |              |               |                   |              |
|-----------------------|--------------|---------------|-------------------|--------------|
| top >                 | Laminate PVC | Laminate Wood | Laminate Soft PVC | Veneer Wood  |
| edge >                | Flat         | Flat          | Bumper            | Flat         |
|                       |              |               |                   |              |
| edge ordering code >  | <b>LP2R</b>  | <b>LW2R</b>   | <b>LB2R</b>       | <b>VW2R</b>  |
| top thickness >       | 1 1/4"       | 1 1/4"        | 1 1/4"            | 1 1/4"       |
|                       |              |               |                   |              |
| edge ordering code >  | <b>LPF2R</b> | <b>LWF2R</b>  |                   | <b>VWF2R</b> |
| top thickness >       | 1 1/4"       | 1 1/4"        |                   | 1 1/4"       |
| top thickness price > | 1 1/4"       | 1 1/4"        | 1 1/4"            | 1 1/4"       |

|  | Description   | Model #                 | Product Wt | 1 1/4" | 1 1/4" | 1 1/4" |
|--|---|-------------------------|------------|--------|--------|--------|
|  | <b>29" Height</b><br>30 x 40 Fix<br><i>Paper tray included</i>                                  | <b>IPRD 3040CPFX</b>    | 55         | 1571   | 2128   | 3297   |
|  | <b>29" Height with Shelf</b><br>30 x 40 Fix<br><i>Paper tray included</i>                       | <b>IPRD 3040CSFX</b>    | 67         | 1908   | 2805   | 4883   |
|  | <b>29" Height with Convenience Shelves</b><br>30 x 40 Fix<br><i>Paper tray included</i>         | <b>IPRD 3040CPFX CS</b> | 58         | 2057   | 2616   | 3786   |
|  | <b>29" Height with Shelf + Convenience Shelves</b><br>30 x 40 Fix<br><i>Paper tray included</i> | <b>IPRD 3040CSFX CS</b> | 70         | 2394   | 3295   | 5369   |

**To Order, Specify...**

- 1 Model Number
- 2 Top Material
- 3 Edge Style and Thickness
- 4 Edge Color
- 5 Frame Color
- 6 Additional Options



| Base Options                            | Code | Price  |
|---|------|--------|
| Alternate Table Height 32" & Under..... | BAH  | \$ 100 |
| Alternate Table Height 32" & Over ..... | BSP  | call   |

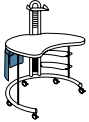




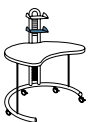
| Finish Options              |  |        |
|-----------------------------|--|--------|
| Powder Coat, Standard ..... |  | n/c    |
| Powder Coat, Premium.....   |  | \$ 165 |
| Platinum.....               |  | \$ 488 |

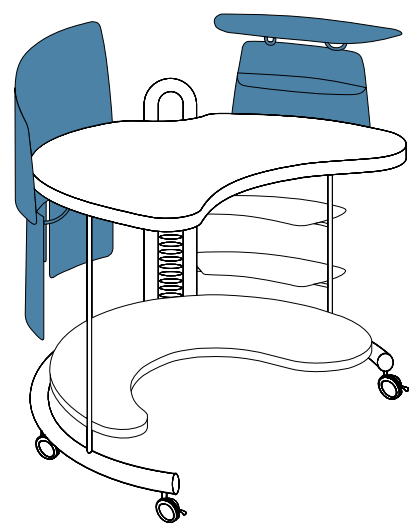
| Top Options                      |     |        |
|----------------------------------|-----|--------|
| Special Laminate.....            | TSP |        |
| Custom Cutout (per cutout) ..... | TCC | \$ 120 |

**Power + Data Options**  
Please reference the Power + Data Price List

| Wire Management Options                       | Code | Price |
|---|------|-------|
| Cable Coil (standard).....                    |      | n/c   |
| 1 Oval Brush Grommet, Location R.....         | WOR  | \$ 97 |
| 1 Round Grommet, Location R .....             | WRR  | \$ 75 |
| 1 Round Grommet, Provide Location Print ..... | WRG  | \$ 76 |

| Accessories                             |          |        |
|---|----------|--------|
| Keyboard Platform w/Mouse Surface ..... | AKP27M   | \$ 760 |
| CPU Holder (3" - 9" adjustment).....    | ACPU3-9F | \$ 237 |
| CPU Holder (5" - 8" adjustment).....    | ACPU5-8F | \$ 155 |
| CPU Holder (3" - 5" adjustment).....    | ACPU3F   | \$ 155 |

| Description  | Model #  | Product Wt | Price |
|--|----------|------------|-------|
|  Double Modesty             | IPADM__  | 8          | 525   |
|  Triple Modesty            | IPATM__  | 14         | 785   |
|  Big Screen               | IPABS__  | 12         | 293   |
|  Small Screen             | IPASS__  | 8          | 291   |
|  Transaction Small Screen | IPATS___ | 10         | 379   |
|  Paper Tray               | IPAPT__  | 3          | 95    |



**Sample Base Model w/ Accessories**  
29" Height w/ Shelf + Convenience Shelves  
30 x 40 Fix **IPRD 3040CSFX CS** \$2394

**Shown with Accessories:**  
Double Modesty **IPADM\_\_** \$ 525  
Big Screen **IPABS\_\_** \$ 293  
Transaction Small Screen **IPATS\_\_\_** \$ 379

**Note:** Transparent powder coats can not be used on flat metal surfaces.  
Transparent powder coats can be used on frame tubes.



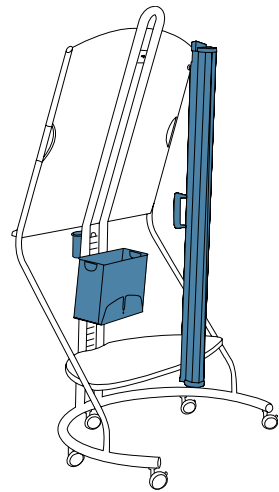
**Questions?**

800 876 2120

|                       |              |               |                   |              |
|-----------------------|--------------|---------------|-------------------|--------------|
| top >                 | Laminate PVC | Laminate Wood | Laminate Soft PVC | Veneer Wood  |
| edge >                | Flat         | Flat          | Bumper            | Flat         |
|                       |              |               |                   |              |
| edge ordering code >  | <b>LP1R</b>  | <b>LW1R</b>   | <b>LB1R</b>       | <b>VW1R</b>  |
| top thickness >       | 7/8"         | 7/8"          | 7/8"              | 7/8"         |
|                       |              |               |                   |              |
| edge ordering code >  | <b>LPF1R</b> | <b>LWF1R</b>  |                   | <b>VWF1R</b> |
| top thickness >       | 7/8"         | 7/8"          |                   | 7/8"         |
| top thickness price > | 7/8"         | 7/8"          |                   | 7/8"         |

| Base Unit | Description | Model #              | Product Wt |
|-----------|-------------|----------------------|------------|
|           | 29 x 37 Fix | <b>IPLS 2937EAFX</b> | 81         |

| Accessories | Description       | Model #         | Product Wt | Price |
|-------------|-------------------|-----------------|------------|-------|
|             | Marker Cup        | <b>IPAMC_--</b> | 1          | 88    |
|             | Storage Tub       | <b>IPAST_--</b> | 4          | 186   |
|             | Paper Tray        | <b>IPAPT_--</b> | 4          | 95    |
|             | Projection Screen | <b>IPAPS50</b>  | 14         | 823   |



**Sample Base Model w/ Accessories**

|                                |                      |        |
|--------------------------------|----------------------|--------|
| <b>Basic Unit</b>              |                      |        |
| 29 x 37 Fix                    | <b>IPLS 2937EAFX</b> | \$2764 |
| <b>Shown with Accessories:</b> |                      |        |
| Marker Cup                     | <b>IPAMC_--</b>      | \$ 88  |
| Storage Tub                    | <b>IPAST_--</b>      | \$ 186 |
| Projection Screen              | <b>IPAPS50</b>       | \$ 823 |

**To Order, Specify...**

- 1 Model Number
- 2 Top Material
- 3 Edge Style and Thickness
- 4 Edge Color
- 5 Frame Color
- 6 Additional Options

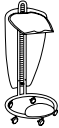


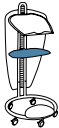

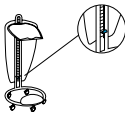
**Finish Options**

|                             |        |
|-----------------------------|--------|
| Powder Coat, Standard ..... | n/c    |
| Powder Coat, Premium .....  | \$ 165 |
| Platinum .....              | \$ 488 |

**Top Options**

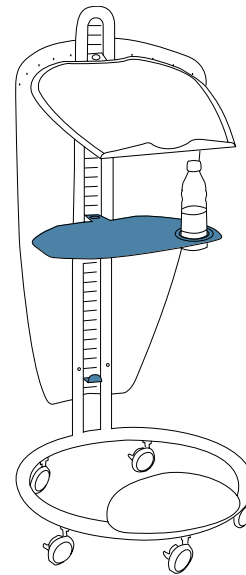
|                                  |      |        |
|----------------------------------|------|--------|
| Special Laminate .....           | .TSP | call   |
| Custom Cutout (per cutout) ..... | .TCC | \$ 120 |

| Base Unit   | Description                            | Model #                | Product Wt | Price |
|---|--|------------------------|------------|-------|
|  | <b>Laminate Surface</b><br>23 x 46 Fix | <b>IPWP 2346LEFX L</b> | 40         | 2104  |
|   | <b>Veneer Surface</b><br>23 x 46 Fix   | <b>IPWP 2346LEFX V</b> | 40         | 2327  |

| Accessories   | Description                           | Model #        | Product Wt | Price |
|---|---------------------------------------|----------------|------------|-------|
|  | Adjustable Shelf                      | <b>IPAAS__</b> | 5          | 195   |
|  | Adjustable Shelf<br>with Drink Holder | <b>IPADH__</b> | 5          | 201   |
|  | Cable Manager/<br>Hook                | <b>IPACH__</b> | 1          | 40    |

**Note:** Transparent powder coats can not be used on flat metal surfaces. Transparent powder coats can be used on frame tubes.

**Note:** Shield will be in the same powder coat as the frame



**Sample Base Model w/ Accessories**

**Laminate Surface**  
23 x 46 Fix **IPWP 2346LEFX L** \$2104

**Shown with Accessories:**

Adjustable Shelf  
w/ Drink Holder **IPADH\_\_** \$ 201  
Cable Manager / Hook **IPACH\_\_** \$ 40

**Tops**

Constructed of  $\frac{1}{2}$ " thick molded hardwood plywood with an integrated modesty, the tops can be ordered with either a Maple veneer surface or a painted surface. Painted tops can be specified in any Benjamin Moore paint color. ODIS tables must be ordered in multiples of two.

**Frames + Glides**

Frames are constructed from  $\frac{7}{16}$ " diameter formed steel bar with polycarbonate inter-locking glides.

**Table Sizes**

The 18" x 23" standard size and 25" x 32" ADA size are both 29" tall. The youth table is 23" tall with a top size of 16" x 19".

**Features**

Available in adult, ADA and youth sizes. These lightweight tables stack easily on the floor or transport cart for easy storage and mobility. The seamless surface rolls over the edge to form the modesty panel.

**Shipping Schedule****Standard Items**

|                 |           |
|-----------------|-----------|
| Painted Surface | 3-5 WEEKS |
| Veneer          | 3-5 WEEKS |

Contact Versteel Customer Service for special lead time requests.

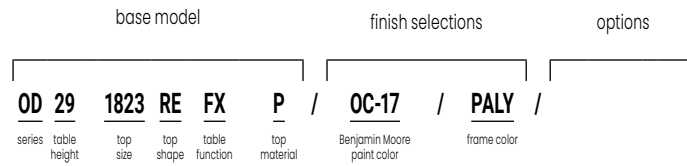
**BIFMA**

All Versteel products are constructed to pass the relevant ANSI/BIFMA standards. For more detailed specifications by series and base style, contact Versteel Customer Service at 800.876.2120.

Additional information regarding warranty, terms and conditions, shipping, care and maintenance, etc. can be found in the All Tables price list

**To Order, Specify...**

- 1 Model Number
- 2 Top Material
  - a. Benjamin Moore Paint Color
  - b. Veneer Finish Color
- 3 Frame Color
- 4 Additional Options



An **OD29 1823REFX P** is an ODIS series 18" x 23" rectangle table, 29" tall with fixed base, and a painted top.

The codes **OC-17 / PALY** specify a Benjamin Moore OC-17 White Dove paint color and an Alloy frame.

**Model Number OD29 1823REFX P**

**Orders may be sent via**
**Mailing Address**

Versteel  
 2332 Cathy Lane  
 Jasper IN 47546

**Contact Versteel**

**Email** contact@versteel.com  
**Phone** 800 876 2120  
 812 634 2120  
**Fax** 812 482 9318



**Painted Tops**

Tops can be ordered in any standard Benjamin Moore paint color which is applied to the outer surface of a Maple veneer shell with a topcoat applied for added durability.

**ODIS Veneer Finishes**

All ODIS veneer finishes on Maple.

|                           |      |                          |      |
|---------------------------|------|--------------------------|------|
| Beach. . . . .            | VBEA | Forest. . . . .          | VFOR |
| Blossom Cherry . . . . .  | VBLC | Golden Cherry . . . . .  | VGNC |
| Brighton Walnut . . . . . | VBRW | Java Cherry. . . . .     | VJAC |
| Caramel Maple . . . . .   | VCMM | Millwork Cherry. . . . . | VMWC |
| Chestnut. . . . .         | VCHE | Pebble . . . . .         | VPEB |
| Cordovan Cherry . . . . . | VCNC | Seaside . . . . .        | VSEA |
| Drift . . . . .           | VDRI | Solar Maple. . . . .     | VSLM |
| Espresso Walnut. . . . .  | VESW | Sugar Maple . . . . .    | VSUM |
| Fawn . . . . .            | VFAW | Terra Cotta . . . . .    | VTEC |
| Fog . . . . .             | VFOG | Whisper . . . . .        | VWHI |

**Powder Coat Finishes**

All powder coat finishes in the Versteel offering have been formulated with the use of epoxy, polyester or epoxy and polyester blends to maximize the finish durability.

**Powder Coat Finish Options**

|  |        |
|--|--------|
| Powder Coat – Standard . . . . .           | n/c    |
| Powder Coat – Premium (Hope). . . . .      | \$165  |
| Powder Coat – Premium (Platinum) . . . . . | .\$488 |

**Powder Coat Colors**

|                         |       |                           |       |
|-------------------------|-------|---------------------------|-------|
| Alloy. . . . .          | .PALY | Navy . . . . .            | .PNAV |
| Amethyst . . . . .      | .PAME | Nimbus. . . . .           | .PNIM |
| Anthracite. . . . .     | .PANT | Nutmeg . . . . .          | .PNUT |
| Black Anodized. . . . . | .PBLA | ⬢ Pacific . . . . .       | .PPAC |
| Bronze . . . . .        | .PBRO | Pearl . . . . .           | .PPEA |
| Calypso . . . . .       | .PCAL | Pebble . . . . .          | .PPEB |
| Carbon. . . . .         | .PCAR | Ⓢ Platinum . . . . .      | .PPLA |
| Champagne . . . . .     | .PCHA | Poppy. . . . .            | .PPOP |
| Coconut . . . . .       | .PCOC | ⬢ Raven. . . . .          | .PRAV |
| ⬢ Copper. . . . .       | .PCOP | Royal . . . . .           | .PROY |
| Crimson . . . . .       | .PCRI | Seaside . . . . .         | .PSEA |
| ⬢ Crystal . . . . .     | .PCRY | Shipyard. . . . .         | .PSHI |
| Daffodil. . . . .       | .PDAF | Silver . . . . .          | .PSIL |
| Ebony. . . . .          | .PEBO | Snow . . . . .            | .PSNO |
| Forest. . . . .         | .PFOR | Stone . . . . .           | .PSTO |
| Fossil . . . . .        | .PFOS | Storm. . . . .            | .PSTM |
| ⬢ Garnet . . . . .      | .PGAR | Terra Cotta . . . . .     | .PTEC |
| ⬢ Gold. . . . .         | .PGOL | Whisper . . . . .         | .PWHI |
| Graphite . . . . .      | .PGRA | White Linen . . . . .     | .PWHL |
| Ⓢ Hope . . . . .        | .PHOP | Powder Coat Alternative . | .OPA  |
| Kelly Green . . . . .   | .PKEG |                           |       |
| ⬢ Matte . . . . .       | .PMAT |                           |       |
| Mica. . . . .           | .PMIC |                           |       |
| Mint . . . . .          | .PMNT |                           |       |

**Transparent Powder Coats (indicated by ⬢)**

Please note that the transparent characteristics of these powders allow all natural welds and textures inherent to raw steel to be visible. Not available for application on flat sheet metal surfaces found on Brattice disc bases or Form Modesty panels.

**Premium Powder Coats (indicated by Ⓢ)**

Versteel’s premium process uses specially formulated powder coats for a truly unique color palette.

**Finish Reference & Samples**

For finish color reference, please refer to our website. Contact Versteel Customer Service to receive actual color samples for color matches and final color approval.

**Powder Coat Alternative****Call for quotation**

Specify code **OPA** (*Powder Coat Alternative*), add cost from Versteel quotation

Powder Coat Alternative is available from Versteel. The entire RAL color reference along with hundreds of other color and finishes are available.

For Powder Coat Alternative matching, you must supply a color reference sample, or an RAL number. Versteel will review the sample for possible existing colors available and send a sample for customer approval. If no color match exists a custom match can be developed. Call Versteel Customer Service for associated upcharges on custom color development

**Stain Finish Match**

\$996 / one time charge per finish, per order

Specify code **OSM** (*Stain Finish Match*), add \$996.00 list per finish, per order

Alternative Stain Finishes are available for veneer and wood edged tops.

For Stain Finish Matching you must supply two 4" x 4" finish color and grain reference samples. An expertly finish matched sample will be provided for customer approval.

**NOTE** CUSTOMS OR ALTERNATIVES MAY AFFECT STANDARD PRODUCTION SCHEDULES

**Storage Pouch - ODIS**

**\$149 / pouch**

Specify code **AOPAY** (Storage Pouch, Alloy) or **AOPEB** (Storage Pouch, Ebony), add \$149 list per pouch

Accessory Pouches are available on the 29" tall ODIS tables. The pouch which is made of a durable gray or black mesh material has a 2" opening, is 12" long and 6" deep. Files, folders, laptops and books can all be stored in the pouch. The 7/16" solid wire frame is held in place by a solid aluminum extrusion. The frame and extrusion colors match the color of pouch specified. Since no tools are required for installation this item can be ordered with the table or may be ordered for installation.



**Table Transport - ODIS**

**\$664 / each**

Specify code **ATT2824** (Table Transport - ODIS), add \$664.00 list each

Stacks 20 ODIS tables high. Cart with 20 tables measures approximately 28" w x 24" d x 50" h.



**SPECIFICATIONS**

- Weight: 21 lbs.
- 28" x 24" overall footprint
- Alloy powder coat finish
- Two (2) swivel, two (2) non-swivel casters
- 5" casters are non-marking wheel material

**Table Transport Handle & Strap - ODIS**

**\$450 / each**

Specify code **AOTTHS** (Table Transport Handle & Strap - ODIS), add \$450 list each

**SPECIFICATIONS**

- Table Transport Handle and Strap may be added to the Table Transport for ODIS to secure tables when using the cart on rough or incline surfaces.

**Table Transport Tray - ODIS**

**\$195 / each**

Specify code **AOTTT1718** (Table Transport Tray - ODIS), add \$195.00 list each

Table Transport Tray may be added to the Table Transport for ODIS for the storage of the accessory pouch.

**SPECIFICATIONS**

- Weight: 13 lbs
- 18" w x 20" l x 4" d
- Alloy powder coat finish

**Table Transport - ODIS ADA**

**\$946 / each**

Specify code **ATT3058** (Table Transport - ODIS ADA), add \$946 list each

Stacks 10 ODIS ADA tables high. Cart with 10 tables measures approximately 32 1/2" w x 58" d x 42" h

**SPECIFICATIONS**

- Weight: 35 lbs.
- 30" x 58" overall footprint (with handle)
- Alloy powder coat finish
- Two (2) swivel, two (2) non-swivel casters
- 5" casters are non-marking wheel material

**Table Transport - ODIS Youth**

**\$664 / each**

Specify code **ATT2321** (Table Transport - ODIS Youth), add \$664.00 list each

Stacks 20 ODIS tables high. Cart with 20 tables measures approximately 23" w x 21" d, 44" h

**SPECIFICATIONS**

- Weight: 19 lbs.
- 23" x 21" overall footprint
- Alloy powder coat finish
- Two (2) swivel, two (2) non-swivel casters
- 5" casters are non-swivel casters



**Questions?**

800 876 2120

**Finish Options**


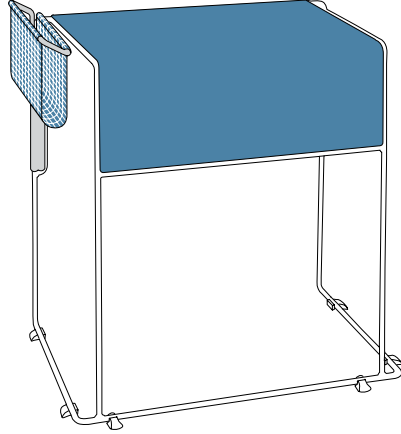

|                             |        |
|-----------------------------|--------|
| Powder Coat, Standard ..... | n/c    |
| Powder Coat, Premium.....   | \$ 165 |
| Platinum.....               | \$ 488 |

**Top Options**

|                                  |            |
|----------------------------------|------------|
| Custom Cutout (per cutout) ..... | TCC \$ 120 |
|----------------------------------|------------|

**Accessories**

|   |                 |
|---|-----------------|
| Storage Pouch, Alloy .....                | AOPAY \$ 149    |
| Storage Pouch, Ebony .....                | AOPEB \$ 149    |
| ODIS Table Transport .....                | ATT2824 \$ 664  |
| ODIS Table Transport Tray.....            | AOTTI718 \$ 195 |
| ODIS Table Transport Handle & Strap ..... | AOTTHS \$ 450   |

|  | Description                           | Model #                | Product Wt | Price |   |
|--|---------------------------------------|------------------------|------------|-------|---|
|   | <b>Painted Surface</b><br>18 x 23 Fix | <b>OD29 1823REFX P</b> | 18         | 617   |  |
|  | <b>Veneer Surface</b><br>18 x 23 Fix  | <b>OD29 1823REFX V</b> | 18         | 617   |   |

**Sample Base Model w/ Accessories**

|                                  |                        |       |
|----------------------------------|------------------------|-------|
| <b>Veneer Surface</b><br>18 x 23 | <b>OD29 1823REFX V</b> | \$617 |
|----------------------------------|------------------------|-------|

**Shown with accessories:**

|               |             |       |
|---------------|-------------|-------|
| Storage Pouch | <b>AOP_</b> | \$149 |
|---------------|-------------|-------|

**Note:** ODIS tables must be ordered in multiples of two

**To Order, Specify...**

- 1 Model Number
- 2 Veneer Code
- 3 Frame Color
- 4 Additional Options



**Finish Options**

|                             |        |
|-----------------------------|--------|
| Powder Coat, Standard ..... | n/c    |
| Powder Coat, Premium.....   | \$ 165 |
| Platinum.....               | \$ 488 |


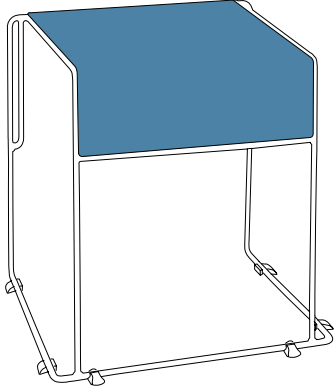

**Top Options**

|                                  |            |
|----------------------------------|------------|
| Custom Cutout (per cutout) ..... | TCC \$ 120 |
|----------------------------------|------------|

**Accessories**

|                                  |                |
|----------------------------------|----------------|
| ODIS Youth Table Transport ..... | ATT232I \$ 664 |
|----------------------------------|----------------|

**NOTE** STORAGE POUCH NOT AVAILABLE FOR YOUTH MODEL

|   | Description                                   | Model #                | Product Wt | Price |  |
|---|---|------------------------|------------|-------|--|
|    | <b>Painted Surface - Youth</b><br>16 x 19 Fix | <b>OD23 1619REFX P</b> | 16         | 617   |  |
|  | <b>Veneer Surface - Youth</b><br>16 x 19 Fix  | <b>OD23 1619REFX V</b> | 16         | 617   |  |

**Sample Base Model**

**Painted Surface**

16 x 19 Fix **OD23 1619REFX P** \$617

**Note:** ODIS tables must be ordered in multiples of two



**Questions?**

800 876 2120

**Finish Options**



|                             |        |
|-----------------------------|--------|
| Powder Coat, Standard ..... | n/c    |
| Powder Coat, Premium .....  | \$ 165 |
| Platinum .....              | \$ 488 |

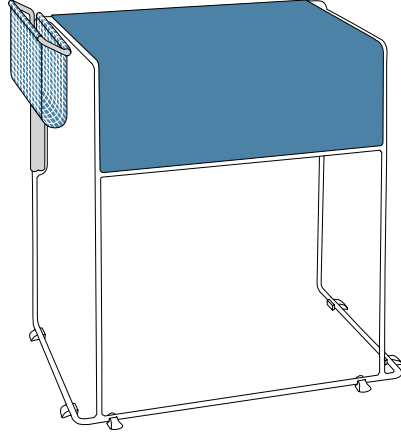
**Top Options**

|                                  |            |
|----------------------------------|------------|
| Custom Cutout (per cutout) ..... | TCC \$ 115 |
|----------------------------------|------------|

**Accessories**

|                                |                |
|--------------------------------|----------------|
| Storage Pouch, Alloy .....     | AOPAY \$ 149   |
| Storage Pouch, Ebony .....     | AOPEB \$ 149   |
| ODIS ADA Table Transport ..... | ATT3058 \$ 946 |

|  | Description                                 | Model #                | Product Wt | Price |
|--|---|------------------------|------------|-------|
|   | <b>Painted Surface - ADA</b><br>25 x 32 Fix | <b>OD29 2532REFX P</b> | 22         | 1045  |
|  | <b>Veneer Surface - ADA</b><br>25 x 32 Fix  | <b>OD29 2532REFX V</b> | 22         | 1045  |



**Sample Base Model w/ Accessories**

|   |                        |        |
|---|------------------------|--------|
| <b>Painted Surface</b><br>25 x 32               | <b>OD29 2532REFX P</b> | \$1045 |
| <b>Shown with accessories:</b><br>Storage Pouch | <b>AOP_</b>            | \$149  |

**Note:** ODIS tables must be ordered in multiples of two

**To Order, Specify...**

- 1 Model Number
- 2 Veneer Code
- 3 Frame Color
- 4 Additional Options




**Tops**

Paces tables are available in round, square, rectangle, racetrack, boatshape, arc boatshape, video conference and arc video conference top shapes. Tops are available in laminate or veneer with a  $\frac{7}{8}$ ",  $1\frac{1}{4}$ " or  $1\frac{3}{4}$ " edge thickness depending upon the top shape and size. Refer to pricing pages for edge availability.

**Bases**

The Paces bases have an iconic vertical line formed into the steel creating a peanut shape. The fixed apex base is used with round and square tops. Rectangle tops feature the side by side welded legs which provide better distribution of weight and balance. These bases are available either fixed or tilt-nest. The conference base is used on all larger conference tables.

**Table Height**

Standard table height is 29" tall.

**Modesty Panels**

Fixed rectangle tables can be ordered with or without a  $\frac{7}{8}$ " thick modesty panel. A panel modesty is available for the tilt-nest tables.

**Power + Data**

To complete your specification, power and data along with wire management options can be added to your table. Refer to the Power + Data Price List.

**Quickship Program**

Available for select products in the Paces series. Tables must be specified with a laminate top, either a PVC edge or a flat wood edge and powder coat base finish.

The Versteel Quickship Program consists of up to 50 tables, 25 tables with modesty panels or 100 chairs in 10 working days from time of order (received by 12pm EST). Orders must be accompanied by final material and finish specifications for order entry. They must be clearly marked "Quickship" and consist of products from the program. Quickship orders cannot be changed or cancelled, and credit approval must be acquired within 24 hours.

For additional information see Versteel.com.



**Laminate and Veneer, Standard Core Construction**

The standard top construction consists of 45–50 lb particleboard, surfaced with a high pressure laminate or plain sliced veneer face. A backer sheet is laminated to the underside of the top. Tops are shipped pre-drilled for field installation of bases and accessories.



**PVC Flat or Fluted Edge**

Edge of 2mm PVC hot melt banded to the top with 1/8" radius at the top and bottom. Available with 1 1/2" radius corners or square corners.



Offered in twenty-one (21) standard colors.



**Convex T-Mold Edge**

Edge of 5/16" thick solid vinyl convex t-mold with 1 1/2" radius corners.

Offered in four (4) standard colors.



**Wood Flat or Fluted Edge**

Wood banding hot melt banded to the top with 1/8" radius at the top and bottom. Available with 1 1/2" radius corners or square corners.



Offered in Ash, Cherry, Maple or Walnut materials.



**Bumper Edge**

Exposed ply core banding with rubberized 5/8" width bumper in the center of profile. Corners with 1 1/2" radius are available on tables with 1 1/4" edge thickness.

Offered in black bumper standard color.



**Wood Square or Fluted Edge**

Edge of 1 1/4" wide solid wood with softened top and bottom edges, and square, softened mitered corners.



Offered in Ash, Cherry, Maple or Walnut materials.



**Wood Bullnose Edge**

Edge of 1 1/4" wide solid wood with a full bullnose edge, and 1" radius mitered corners.



Offered in Ash, Cherry, Maple or Walnut materials.



**Wood Reverse Bevel Edge**

Edge of 2" wide solid wood designed with a reverse sloped edge on one side and a flat wood edge on the remaining three sides for all Entourage cabinets. When specified on Elements Conference the reverse bevel detail will be on all four sides with mitered corners. Available on 1 1/4" edge thicknesses.

Offered in Ash, Cherry, Maple or Walnut materials.



**Wood Ergo Edge**

Edge of 1 3/4" wide (on 7/8" thick tops) or 2 1/2" wide (on 1 1/4" thick tops) solid wood designed with a sloped edge for added comfort with softened, mitered corners.



Offered in Ash, Cherry, Maple or Walnut materials.



**Urethane Ergo Edge (User Side)**

Edge of 1 3/4" wide molded urethane designed with a sloped ergonomic edge on one side and a 1/4" wide square urethane edge on the remaining three sides. Corners are square. Available on 7/8" edge thicknesses.

Offered in ten (10) standard colors.



**Urethane/PVC Ergo Edge (User Side)**

Edge of 1 3/4" wide molded urethane designed with a sloped ergonomic edge on one side and a 2mm PVC flat edge on the remaining sides. PVC corners are available in square or radius on 7/8" and 1 1/4" edge thicknesses.

Urethane offered in ten (10) colors with coordinating PVC colors.

**Shipping Schedule**

**Standard Items**

|                              |                 |
|------------------------------|-----------------|
| Laminate, Convex T-Mold Edge | 3-5 WEEKS       |
| Laminate, PVC Edge           | 3-5 WEEKS       |
| Laminate, Wood Edge          | 3-5 WEEKS       |
| Laminate, Urethane Edge      | 6-8 WEEKS       |
| Veneer, Wood Edge            | 6-8 WEEKS       |
| Quickship                    | 10 WORKING DAYS |

Contact Versteel Customer Service for special lead time requests.

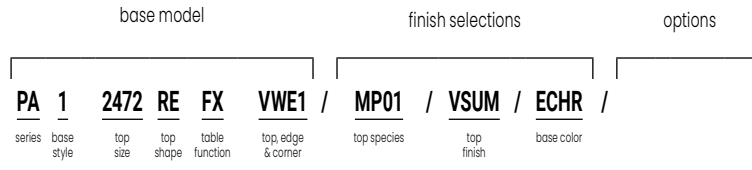
**BIFMA**

All Versteel products are constructed to pass the relevant ANSI/BIFMA standards. For more detailed specifications by series and base style, contact Versteel Customer Service at 800.876.2120.

Additional information regarding warranty, terms and conditions, shipping, care and maintenance, etc. can be found in the All Tables price list

**To Order, Specify...**

- 1 Model Number, include top and edge style
- 2 Top Material
  - a. Laminate manufacturer and color
  - b. Veneer species and finish color
- 3 Edge Style and Thickness
- 4 Edge Color
- 5 Base Color
- 6 Additional Options



A **PA1 2472REFX VWE1** is a Paces series 24" x 72" rectangle table with fixed bases, a veneer 7/8" thick top with an ergo wood edge (user side).

The codes **MP01 / VSUM / ECHR** specify a Maple top species with Sugar Maple finish and Chrome bases.

**Model Number PA1 2472REFX VWE1**



**Orders may be sent via**

**Mailing Address**  
Versteel  
2332 Cathy Lane  
Jasper IN 47546

**Contact Versteel**

**Email** contact@versteel.com  
**Phone** 800 876 2120  
812 634 2120  
**Fax** 812 482 9318

**Laminate**

Versteel's standard offering of laminates includes over 900 laminates from Formica, Nevamar, Pionite and Wilsonart.

Laminate manufacturers change standard offerings frequently, making it possible a standard product can become unavailable. Versteel cannot be responsible for any inconvenience this may cause.

**Veneer**

Paces tables are available with plain sliced Ash, Cherry, Maple and Walnut veneers.

**Veneer Species**

|                  |      |                  |      |
|------------------|------|------------------|------|
| Ash . . . . .    | AP01 | Maple. . . . .   | MP01 |
| Cherry . . . . . | CP01 | Walnut . . . . . | WP01 |

**Veneer Finish**

**Ash**

|                   |      |                   |      |
|-------------------|------|-------------------|------|
| Beach. . . . .    | VBEA | Fog . . . . .     | VFOG |
| Chestnut. . . . . | VCHE | Pebble . . . . .  | VPEB |
| Drift . . . . .   | VDRI | Whisper . . . . . | VWHI |
| Fawn . . . . .    | VFAW |                   |      |

**Cherry**

|                           |      |                          |      |
|---------------------------|------|--------------------------|------|
| Blossom Cherry . . . . .  | VBLC | Java Cherry. . . . .     | VJAC |
| Cordovan Cherry . . . . . | VCNC | Millwork Cherry. . . . . | VMWC |
| Golden Cherry . . . . .   | VGNC |                          |      |

**Maple**

|                         |      |                       |      |
|-------------------------|------|-----------------------|------|
| Caramel Maple . . . . . | VCMM | Sugar Maple . . . . . | VSUM |
| Solar Maple. . . . .    | VSLM |                       |      |

**Walnut**

|                           |       |                         |      |
|---------------------------|-------|-------------------------|------|
| Brighton Walnut . . . . . | .VBRW | Natural Walnut. . . . . | VNAW |
| Espresso Walnut. . . . .  | .VESW |                         |      |

**PVC Edge Colors**

|                           |       |                            |      |
|---------------------------|-------|----------------------------|------|
| Absolute Acajou . . . . . | CABA  | Nimbus. . . . .            | CNIM |
| Alloy. . . . .            | .CALY | Pearl . . . . .            | CPEA |
| Carbon. . . . .           | .CCAR | Platinum. . . . .          | CPLA |
| Champagne . . . . .       | .CCHA | Pralines & Cream . . . . . | CPRC |
| Coconut . . . . .         | .CCOC | Shadow . . . . .           | CSHA |
| Ebony. . . . .            | .CEBO | Snow . . . . .             | CSNO |
| Florence Walnut . . . . . | .CFLW | Stone . . . . .            | CSTO |
| Fossil . . . . .          | .CFOS | Storm. . . . .             | CSTM |
| Graphite . . . . .        | .CGRA | Whisper . . . . .          | CWHI |
| Grey. . . . .             | .CGRE | White Linen . . . . .      | CWHL |
| Kensington Maple. . . . . | .CKEM |                            |      |

**T-Mold Edge Colors**

|                    |       |                 |      |
|--------------------|-------|-----------------|------|
| Ebony. . . . .     | .TEBO | Nimbus. . . . . | TNIM |
| Graphite . . . . . | TGRA  | Storm. . . . .  | TSTM |

**Wood Edge Species**

|                  |      |                  |     |
|------------------|------|------------------|-----|
| Ash . . . . .    | .A01 | Maple. . . . .   | M01 |
| Cherry . . . . . | .C01 | Walnut . . . . . | W01 |

**Wood Edge Finishes**

**Ash**

|                   |      |                   |      |
|-------------------|------|-------------------|------|
| Beach. . . . .    | WBEA | Fog . . . . .     | WFOG |
| Chestnut. . . . . | WCHE | Pebble . . . . .  | WPEB |
| Drift . . . . .   | WDRI | Whisper . . . . . | WWHI |
| Fawn . . . . .    | WFAW |                   |      |

**Cherry**

|                           |      |                          |      |
|---------------------------|------|--------------------------|------|
| Blossom Cherry . . . . .  | WBLC | Java Cherry. . . . .     | WJAC |
| Cordovan Cherry . . . . . | WCNC | Millwork Cherry. . . . . | WMWC |
| Golden Cherry . . . . .   | WGNC |                          |      |

**Maple**

|                         |      |                       |      |
|-------------------------|------|-----------------------|------|
| Caramel Maple . . . . . | WCMM | Sugar Maple . . . . . | WSUM |
| Solar Maple. . . . .    | WSLM |                       |      |

**Walnut**

|                           |       |                         |      |
|---------------------------|-------|-------------------------|------|
| Brighton Walnut . . . . . | .WBRW | Natural Walnut. . . . . | WNAW |
| Espresso Walnut. . . . .  | .WESW |                         |      |

**Urethane Edge Colors**

|                    |       |                       |      |
|--------------------|-------|-----------------------|------|
| Alloy. . . . .     | .UALY | Pearl . . . . .       | JPEA |
| Ebony. . . . .     | .UEBO | Stone . . . . .       | USTO |
| Fossil . . . . .   | .UFOS | Storm. . . . .        | USTM |
| Graphite . . . . . | .UGRA | Whisper . . . . .     | UWHI |
| Nimbus. . . . .    | .UNIM | White Linen . . . . . | UWHL |

**Studio Steel®**

Versteel's "urban fabrication" process leaves the telltale signs of welding and assembly on the surface, highlighting a manufacturing aesthetic. Choosing a clear or transparent powder coat is recommended, allowing tonal striations (created as a result of extreme heat), natural textures, and the inherent qualities of raw steel to show through.

Studio Steel Process . . . . . \$165

**Powder Coat Finishes**

All powder coat finishes in the Versteel offering have been formulated with the use of epoxy, polyester or epoxy and polyester blends to maximize the finish durability.

**Powder Coat Finish Options**

Powder Coat – Standard . . . . . n/c  
 Powder Coat – Premium (Hope). . . . . \$165  
 Powder Coat – Premium (Platinum) . . . . . \$488

**Powder Coat Colors**

|                         |       |                           |       |
|-------------------------|-------|---------------------------|-------|
| Alloy. . . . .          | .PALY | Mint . . . . .            | .PMNT |
| Amethyst . . . . .      | .PAME | Navy . . . . .            | .PNAV |
| Anthracite . . . . .    | .PANT | Nimbus. . . . .           | .PNIM |
| Black Anodized. . . . . | .PBLA | Nutmeg . . . . .          | .PNUT |
| Bronze . . . . .        | .PBRO | ◆ Pacific . . . . .       | .PPAC |
| Calypso . . . . .       | .PCAL | Pearl . . . . .           | .PPEA |
| Carbon. . . . .         | .PCAR | Pebble . . . . .          | .PPEB |
| Champagne . . . . .     | .PCHA | Ⓟ Platinum . . . . .      | .PPLA |
| Coconut . . . . .       | .PCOC | Poppy. . . . .            | .PPOP |
| ◆ Copper. . . . .       | .PCOP | ◆ Raven. . . . .          | .PRAV |
| Crimson . . . . .       | .PCRI | Royal . . . . .           | .PROY |
| ◆ Crystal . . . . .     | .PCRY | ◆ Satin . . . . .         | .PSAT |
| Daffodil. . . . .       | .PDAF | Seaside . . . . .         | .PSEA |
| Ebony. . . . .          | .PEBO | Shipyard . . . . .        | .PSHI |
| Forest. . . . .         | .PFOR | Silver . . . . .          | .PSIL |
| Fossil . . . . .        | .PFOS | Snow . . . . .            | .PSNO |
| ◆ Garnet . . . . .      | .PGAR | Stone . . . . .           | .PSTO |
| ◆ Gold. . . . .         | .PGOL | Storm. . . . .            | .PSTM |
| Graphite . . . . .      | .PGRA | Terra Cotta . . . . .     | .PTEC |
| Ⓟ Hope . . . . .        | .PHOP | Whisper . . . . .         | .PWHI |
| Kelly Green . . . . .   | .PKEG | White Linen . . . . .     | .PWHL |
| ◆ Matte . . . . .       | .PMAT | Powder Coat Alternative . | .OPA  |
| Mica. . . . .           | .PMIC |                           |       |

**Transparent Powder Coats (indicated by ◆)**

Please note that the transparent characteristics of these powders allow all natural welds and textures inherent to raw steel to be visible.

**Premium Powder Coats (indicated by Ⓟ)**

Versteel's premium process uses specially formulated powder coats for a truly unique color palette.

**Chrome**

Versteel applies a deep luster chrome plated finish. Chrome is the most durable finish available. Specify Chrome and add \$165 list per table.

Chrome . . . . . ECHR

**Nickel**

Versteel applies a nickel plated finish with a clear coat applied for durability. Specify Nickel and add \$223 list per table.

Nickel . . . . . ENKL

**Finish Reference & Samples**

For finish color reference, please refer to our website. Contact Versteel Customer Service to receive actual color samples for color matches and final color approval.

**Special Laminate****Call for quotation**

Specify code **TSP** (Special Laminate), indicate the quoted charges per table

Special laminates and patterns can be specified as an option. To specify, contact Versteel Customer Service for availability and pricing.

**NOTE** LAMINATES IN STANDARD COLORS AND TEXTURES FROM FORMICA, NEVAMAR, PIONITE AND WILSONART ARE STANDARD

**CAUTION** LAMINATE MANUFACTURERS CHANGE STANDARD OFFERINGS FREQUENTLY, MAKING IT POSSIBLE A STANDARD PRODUCT CAN BECOME UNAVAILABLE. VERSTEEL CANNOT BE RESPONSIBLE FOR ANY INCONVENIENCE THIS MAY CAUSE.

**Custom PVC Color Match****Call for quotation / one time charge per color, per order**

Specify code **OCP** (Custom PVC Color Match), add cost from Versteel quotation

PVC Color Match can be the selection of a color that is available from a Versteel supplier or a new custom color developed for the order. Minimum footage requirements mean that the amount of material needed for your order will effect the cost.

For PVC Color Matching you must supply a color reference sample. Versteel will review the sample for possible existing colors available and send a sample for customer approval. If no color match exists, a custom match will be developed and sampled for customer approval before a production schedule is established.

**Custom T-Mold Color Match****Call for quotation / one time charge per color, per order**

Specify code **OCT** (Custom T-Mold Color Match), add cost from Versteel quotation

T-Mold Color Match can be the selection of a color that is available from a Versteel supplier or a new custom color developed for the order. Minimum footage requirements mean that the amount of material needed for your order will effect the cost.

For T-Mold Color Matching you must supply a color reference sample. Versteel will review the sample for possible existing colors available and send a sample for customer approval. If no color match exists, a custom match will be developed and sampled for customer approval before a production schedule is established.

**Custom Urethane Edge****Call for quotation / one time charge per color, per order**

Specify code **OCU** (Custom Urethane Color Match), add cost from Versteel quotation

For Urethane Color Matching you must supply a color reference sample. A custom match will be developed and sampled for customer approval before a production schedule is established.

**Powder Coat Alternative****Call for quotation**

Specify code **OPA** (Powder Coat Alternative), add cost from Versteel quotation

Powder Coat Alternative is available from Versteel. The entire RAL color reference along with hundreds of other color and finishes are available.

For Powder Coat Alternative matching, you must supply a color reference sample, or an RAL number. Versteel will review the sample for possible existing colors available and send a sample for customer approval. If no color match exists a custom match can be developed. Call Versteel Customer Service for associated upcharges on custom color development.

**Stain Finish Match**

\$996 / one time charge per finish, per order

Specify code **OSM** (Stain Finish Match), add \$996.00 list per finish, per order

Alternative Stain Finishes are available for veneer and wood edged tops.

For Stain Finish Matching you must supply two 4" x 4" finish color and grain reference samples. An expertly finish matched sample will be provided for customer approval.

**Veneer and Wood Edge Alternatives****Call for quotation**

For veneer and wood edge requirements other than the standard plain sliced Ash, Cherry, Maple and Walnut, contact Versteel Customer Service. Versteel is adept at working with a host of domestic and exotic materials. From inlays, figures, pie cuts and special edge profiles, to custom fill levels and sheens, each top is created using the best of technology and old world craftsmanship. The items you only imagined or expected to only be available from a millwork shop are now just another part of your Versteel order. Call Versteel Customer Service for availability and quotation.

**Wood Finish Alternatives****Call for quotation**

When veneer tables are required to have a finish other than the standard natural grain fill level finish appearance, semi-filled or full-filled finishes are available by requesting a quote from Versteel. Call Versteel Customer Service for availability and quotation.

**Table Top and Edge Alternatives**

Table tops and/or edges can be produced in alternative materials if desired. Contact Versteel Customer Service for pricing and availability.

**Alternate Core Construction**

Alternate core constructions are available, including medium density fiberboard (MDF), and cores that contain no urea formaldehyde. Contact Versteel Customer Service for pricing and availability.

**NOTE** CUSTOMS OR ALTERNATIVES MAY AFFECT STANDARD PRODUCTION SCHEDULES

**Casters - Dual Wheel Black Hard Wheel**
**\$171 / table**

Specify code **CAS66** (Dual Wheel Black Hard Wheel Casters), add \$171.00 list per table

Dual wheel, black hard wheel, 3" diameter, locking casters are available on PA2 and PA1 base styles. Each is fitted into a reinforced caster receiver and must be specified at time of order. Caster option does not change the overall height of the table. See individual product pages for availability.


**Casters - Dual Wheel Black Soft Wheel**
**\$171 / table**

Specify code **CAS42** (Dual Wheel Black Soft Wheel Casters), add \$171.00 list per table

Dual wheel, black soft wheel, 3" diameter, locking casters are available on PA2 and PA1 base styles. Each is fitted into a reinforced caster receiver and must be specified at time of order. Caster option does not change the overall height of the table. See individual product pages for availability.


**Casters - Dual Wheel Two-Tone Soft Wheel**
**\$171 / table**

Specify code **CAS43** (Dual Wheel Two-Tone Soft Wheel Casters), add \$171.00 list per table

Dual wheel, two-tone soft wheel, 3" diameter, locking casters are available on PA2 and PA1 base styles. Each is fitted into a reinforced caster receiver and must be specified at time of order. Caster option does not change the overall height of the table. See individual product pages for availability.


**Two-Piece Top (120")**
**\$629 / table**

Specify code **T2P** (Two-Piece Top), add \$629.00 list per table

Standard Versteel tables in lengths up to 120" are a seamless, single piece top. When the two-piece option is specified, the splice joint edge is unfinished, table shipped with necessary hardware. Any table over 120" long will be produced as a two-piece top.

**Top Custom Cutout**
**\$120 / cutout**

Specify code **TCC** (Top Custom Cutout), add \$120.00 list per cutout

Top Custom Cutout requires a drawing for production and is subject to approvals.

**Table Link - Ends Only**
**\$135 / table**

Specify code **TLE** (Table Link - Ends Only), add \$135.00 list per table

Table Link is for linking Versteel table configurations in typical room situations. Specify Table Link - Ends Only when your configuration requires linking on the table ends only. Available on tables with PVC, 3mm Wood, Wood Square, Wood Fluted and Ergo user side edge details. Table Link - Ends Only is included with electrical package options. This will prevent the accidental disconnection of power supply to adjacent tables.


**Panel Modesty, Laminate**
**\$412 / each**

Specify code **MPL** (Panel Modesty, Laminate), add \$412 list per table.

Available on Tilt-Nest tables, the Panel Modesty, Laminate is specified with the table. Length of modesty is determined by the table size. Inserts are included in the table top with hook brackets and handwheels are factory installed. Panel is hung from hook brackets after the table is assembled. Panel Modesty finishes match table top finish selections. When table is tilted or nested the Panel Modesty tilts against the leg.


**Panel Modesty, Veneer**
**\$1022 / each**

Specify code **MPV** (Panel Modesty, Veneer), add \$1022.00 list per table.

Available on Tilt-Nest tables, the Panel Modesty, Veneer is specified with the table. Length of modesty is determined by the table size. Inserts are included in the table top with hook brackets and handwheels are factory installed. Panel is hung from hook brackets after the table is assembled. Panel Modesty finishes match table top finish selections. When table is tilted or nested the Panel Modesty tilts against the leg.


















**Questions?**

800 876 2120

**OS** Quickship Program Product  
For Quickship specification details,  
visit [www.versteel.com/quickship](http://www.versteel.com/quickship)

|                       |   |   |  |   |   |   |
|-----------------------|---|---|--|---|---|---|
| top ><br>edge >       | Laminate<br>PVC   | Laminate<br>T-Mold  | Laminate<br>Wood   | Laminate<br>Soft PVC  | Laminate<br>1 1/2" Wood   | Laminate<br>1 1/2" Wood   |
|                       | Flat  | Convex  | Flat   | Bumper  | Square  | Bullnose  |
| edge ordering code >  | <br><b>LP1R LP2R</b>   | <br><b>LT1 LT2</b> | <br><b>LW1R LW2R</b>   | <br><b>LB1R LB2R</b> | <br><b>LWS1 LWS2</b> | <br><b>LWB1 LWB2</b> |
| top thickness >       | 7/8" 1 1/4"   | 7/8" 1 1/4"   | 7/8" 1 1/4"  | 7/8" 1 1/4"   | 7/8" 1 1/4"   | 7/8" 1 1/4"   |
| edge ordering code >  | <br><b>LPF1R LPF2R</b> |   | <br><b>LWF1R LWF2R</b> | <br><b>LMRA2R</b>    | <br><b>LWF1 LWF2</b> |   |
| top thickness >       | 7/8" 1 1/4"   |   | 7/8" 1 1/4"  | 1 1/4"  | 7/8" 1 1/4"   |   |
| top thickness price > | 7/8" 1 1/4"   | 1 1/4"  | 7/8" 1 1/4"  | 1 1/4"  | 7/8" 1 1/4"   | 1 1/4"  |

| Base Style   | Table Description | Model #           | Product Wt   | 7/8" | 1 1/4" | 7/8" | 1 1/4" | 7/8" | 1 1/4" |
|--|-------------------|-------------------|--------------|------|--------|------|--------|------|--------|
| <br>PA2 | 30 Apex           | <b>PA2 30RDFX</b> | <b>OS</b> 43 | 1488 | 1494   | 1819 | 1837   | 2112 | 2125   |
|  | 36 Apex           | <b>PA2 36RDFX</b> | <b>OS</b> 53 | 1554 | 1580   | 1970 | 1994   | 2345 | 2368   |
|  | 42 Apex           | <b>PA2 42RDFX</b> | <b>OS</b> 69 |      | 1777   |      | 2461   |      | 2918   |
|  | 48 Apex           | <b>PA2 48RDFX</b> | <b>OS</b> 84 |      | 1931   |      | 2634   |      | 3110   |

**To Order, Specify...**

- 1 Model Number
- 2 Top Material
- 3 Edge Style and Thickness
- 4 Edge Color
- 5 Base Color
- 6 Additional Options





| Laminate Wood |        | Veneer Wood |        | Veneer 1 1/4" Wood |        | Veneer 1 1/2" Wood |        | Veneer Wood |        |
|---------------|--------|-------------|--------|--------------------|--------|--------------------|--------|-------------|--------|
| Ergo          |        | Flat        |        | Square             |        | Bullnose           |        | Ergo        |        |
|               |        |             |        |                    |        |                    |        |             |        |
| LWE1          | LWE2   | VW1R        | VW2R   | VWS1               | VWS2   | VWB1               | VWB2   | VWE1        | VWE2   |
| 7/8"          | 1 1/4" | 7/8"        | 1 1/4" | 7/8"               | 1 1/4" | 7/8"               | 1 1/4" | 7/8"        | 1 1/4" |
| Reverse Bevel |        | Fluted      |        | Fluted             |        |                    |        |             |        |
|               |        |             |        |                    |        |                    |        |             |        |
| LWR1          |        | VWF1R       | VWF2R  | VWF1               | VWF2   |                    |        |             |        |
| 7/8"          |        | 7/8"        | 1 1/4" | 7/8"               | 1 1/4" |                    |        |             |        |
| 7/8"          | 1 1/4" | 7/8"        | 1 1/4" | 7/8"               | 1 1/4" |                    |        | 7/8"        | 1 1/4" |
| 2424          | 2434   | 2746        | 2765   | 2962               |        | 2973               |        | 3271        | 3283   |
| 2696          | 2716   | 3059        | 3083   | 3310               |        | 3334               |        | 3659        | 3681   |
|               | 3367   |             | 3701   |                    |        | 3997               |        |             | 4448   |
|               | 3634   |             | 4171   |                    |        | 4523               |        |             | 5049   |

**Base Options**

|   | Code  | Price  |
|---|-------|--------|
| Casters (4), Dual Wheel Black Hard Wheel      | CAS66 | \$ 171 |
| Casters (4), Dual Wheel Black Soft Wheel      | CAS42 | \$ 171 |
| Casers (4), Dual Wheel Two-Tone<br>Soft Wheel | CAS43 | \$ 171 |

**Finish Options**

|                       |        |
|-----------------------|--------|
| Chrome                | \$ 165 |
| Nickel                | \$ 223 |
| Powder Coat, Standard | n/c    |
| Powder Coat, Premium  | \$ 165 |
| Platinum              | \$ 488 |

**Top Options**

|                            |     |        |
|----------------------------|-----|--------|
| Special Laminate           | TSP | call   |
| Custom Cutout (per cutout) | TCC | \$ 120 |

**Power + Data Options**

Please reference the Power + Data Price List

**Wire Management Options**

|  |     |       |
|--|-----|-------|
| Plastic Legway   | WPL | \$ 78 |
| 1 Round Grommet, Location K<br>(only available on 42" and 48") | WRK | \$ 76 |
| 1 Round Grommet, Provide Location Print                        | WRG | \$ 76 |



**Questions?**

800 876 2120

**OS Quickship Program Product**  
For Quickship specification details,  
visit [www.versteel.com/quickship](http://www.versteel.com/quickship)

top >  
edge >

edge ordering code (radius corner) >  
or  
edge ordering code (square corner) >  
top thickness >

edge ordering code (radius corner) >  
or  
edge ordering code (square corner) >  
top thickness >  
top thickness price >

| Laminate PVC   | Laminate T-Mold          | Laminate Wood  | Laminate Soft PVC              | Laminate 1 1/2" Wood       | Laminate 1 1/2" Wood       |
|--|--------------------------|--|--------------------------------|----------------------------|----------------------------|
| Flat   | Convex                   | Flat   | Bumper                         | Square                     | Bullnose                   |
|  |                          |  |                                |                            |                            |
| <b>LP1R</b> or <b>LP2R</b><br><b>LP1S</b> or <b>LP2S</b>     | <b>LT1</b> or <b>LT2</b> | <b>LW1R</b> or <b>LW2R</b><br><b>LW1S</b> or <b>LW2S</b>     | <b>LB1R</b> or <b>LB2R</b>     | <b>LWS1</b> or <b>LWS2</b> | <b>LWB1</b> or <b>LWB2</b> |
| 7/8" or 1 1/4"   | 7/8" or 1 1/4"           | 7/8" or 1 1/4"   | 7/8" or 1 1/4"                 | 7/8" or 1 1/4"             | 7/8" or 1 1/4"             |
| Fluted   |                          | Fluted   | Reverse Bevel Acrylic          | Fluted                     |                            |
|  |                          |  |                                |                            |                            |
| <b>LPF1R</b> or <b>LPF2R</b><br><b>LPF1S</b> or <b>LPF2S</b> |                          | <b>LWF1R</b> or <b>LWF2R</b><br><b>LWF1S</b> or <b>LWF2S</b> | <b>LMRA2R</b> or <b>LMRA2S</b> | <b>LWF1</b> or <b>LWF2</b> |                            |
| 7/8" or 1 1/4"   |                          | 7/8" or 1 1/4"   | 1 1/4"                         | 7/8" or 1 1/4"             |                            |
| 7/8"   | 1 1/4"                   | 7/8"   | 1 1/4"                         | 7/8"                       | 1 1/4"                     |
| 1473   | 1484                     | 1805   | 1817                           | 2058                       | 2070                       |
| 1520   | 1542                     | 1962   | 1985                           | 2265                       | 2288                       |
|  | 1756                     |  | 2295                           |                            | 2660                       |
|  | 1831                     |  | 2400                           |                            | 2781                       |

**Base Style**

**Table Description**

**Model #**

**Product Wt**



PA2

|         |                   |           |    |
|---------|-------------------|-----------|----|
| 30 Apex | <b>PA2 30SQFX</b> | <b>OS</b> | 49 |
| 36 Apex | <b>PA2 36SQFX</b> | <b>OS</b> | 65 |
| 42 Apex | <b>PA2 42SQFX</b> | <b>OS</b> | 81 |
| 48 Apex | <b>PA2 48SQFX</b> | <b>OS</b> | 99 |

**To Order, Specify...**

- 1 Model Number
- 2 Top Material
- 3 Edge Style and Thickness
- 4 Edge Color
- 5 Base Color
- 6 Additional Options



| Laminate Wood            | Veneer Wood                                     |                          | Veneer 1 1/2" Wood       |                          | Veneer 1 1/2" Wood |  | Veneer Wood      |  |
|--------------------------|---|--------------------------|--------------------------|--------------------------|--------------------|--|------------------|--|
| Ergo (all sides)         | Flat  |                          | Square                   |                          | Bullnose           |  | Ergo (all sides) |  |
|                          |   |                          |                          |                          |                    |  |                  |  |
| LWE1 LWE2<br>7/8" 1 1/4" | VW1R VW2R<br>or<br>VW1S VW2S<br>7/8" 1 1/4"     | VWS1 VWS2<br>7/8" 1 1/4" | VWB1 VWB2<br>7/8" 1 1/4" | VWE1 VWE2<br>7/8" 1 1/4" |                    |  |                  |  |
| Reverse Bevel            | Fluted  |                          | Fluted                   |                          |                    |  |                  |  |
|                          |   |                          |                          |                          |                    |  |                  |  |
| LWR1<br>7/8"             | VWF1R VWF2R<br>or<br>VWF1S VWF2S<br>7/8" 1 1/4" | VWF1 VWF2<br>7/8" 1 1/4" |                          |                          |                    |  |                  |  |
| 7/8" 1 1/4"              | 7/8" 1 1/4"                                     | 7/8" 1 1/4"              | 7/8" 1 1/4"              |                          | 7/8" 1 1/4"        |  | 7/8" 1 1/4"      |  |
| 2369 2376                | 2582 2606                                       | 2780                     | 2787                     | 3046                     | 3052               |  |                  |  |
| 2615 2638                | 2856 2881                                       | 3093                     | 3116                     | 3390                     | 3410               |  |                  |  |
| 3109                     | 3264  |                          | 3547                     | 3885                     |                    |  |                  |  |
| 3310                     | 3668  |                          | 4004                     | 4385                     |                    |  |                  |  |

**Base Options**

**Code Price**

- Casters (4), Dual Wheel Black Hard Wheel ..... CAS66 \$ 171
- Casters (4), Dual Wheel Black Soft Wheel ..... CAS42 \$ 171
- Casters (4), Dual Wheel Two-Tone  
Soft Wheel ..... CAS43 \$ 171

**Finish Options**

- Chrome ..... \$ 165
- Nickel ..... \$ 223
- Powder Coat, Standard ..... n/c
- Powder Coat, Premium ..... \$ 165
- Platinum ..... \$ 488

**Top Options**

- Special Laminate ..... TSP call
- Custom Cutout (per cutout) ..... TCC \$ 120

**Power + Data Options**

Please reference the Power + Data Price List

**Wire Management Options**

- Plastic Legway ..... WPL \$ 78
- 1 Round Grommet, Location K ..... WRK \$ 76  
(only available on 36, 42" and 48")
- 1 Round Grommet, Provide Location Print ..... WRG \$ 76



**Questions?**










800 876 2120


**OS** Quickship Program Product  
For Quickship specification details,  
visit [www.versteel.com/quickship](http://www.versteel.com/quickship)

edge ordering code (radius corner) >  
or  
edge ordering code (square corner) >  
top thickness >

edge ordering code (radius corner) >  
or  
edge ordering code (square corner) >  
top thickness >  
top thickness price >

top >  
edge >

| Laminate PVC  | Laminate T-Mold   | Laminate Wood  | Laminate Soft PVC  | Laminate 1 1/2" Wood   | Laminate 1 1/2" Wood   |
|---|---|--|--|--|--|
| Flat  | Convex  | Flat   | Bumper   | Square   | Bullnose   |
| <br><b>LP1R</b><br>or<br><b>LP1S</b><br>7/8"   | <br><b>LTI</b><br>7/8" | <br><b>LW1R</b><br>or<br><b>LW1S</b><br>7/8"   | <br><b>LB1R</b><br>7/8" | <br><b>LWS1</b><br>7/8" | <br><b>LWB1</b><br>7/8" |
| <br><b>LP1FR</b><br>or<br><b>LP1FS</b><br>7/8" |   | <br><b>LWF1R</b><br>or<br><b>LWF1S</b><br>7/8" |  | <br><b>LWF1</b><br>7/8" |  |
|   | 7/8"  |  | 7/8"   |  | 7/8"   |

| Base Style   | Table Description        | Model #                | Product Wt   |
|--|--------------------------|------------------------|--------------|
| <br>PA1 | 20 x 42 Fix              | <b>PA1 2042REFX</b>    | <b>OS</b> 42 |
|  | 20 x 42 Tilt-Nest        | <b>PA1 2042RETN</b>    | <b>OS</b> 46 |
|  | 20 x 48 Fix              | <b>PA1 2048REFX</b>    | <b>OS</b> 45 |
|  | 20 x 48 Fix w/FixMod     | <b>PA1 2048REFX XM</b> | <b>OS</b> 57 |
|  | 20 x 48 Fix w/RemMod     | <b>PA1 2048REFX RM</b> | <b>OS</b> 57 |
|  | 20 x 48 Fix w/Fix        |                        |              |
|  | LightweightFormMod       | <b>PA1 2048REFX XL</b> | 57           |
|  | 20 x 48 Fix w/Rem        |                        |              |
|  | LightweightFormMod       | <b>PA1 2048REFX RL</b> | 57           |
|  | 20 x 48 Fix w/FixFormMod | <b>PA1 2048REFX XF</b> | 57           |
|  | 20 x 48 Tilt-Nest        | <b>PA1 2048RETN</b>    | <b>OS</b> 49 |
|  | 20 x 60 Fix              | <b>PA1 2060REFX</b>    | <b>OS</b> 58 |
|  | 20 x 60 Fix w/FixMod     | <b>PA1 2060REFX XM</b> | <b>OS</b> 73 |
|  | 20 x 60 Fix w/RemMod     | <b>PA1 2060REFX RM</b> | <b>OS</b> 73 |
|  | 20 x 60 Fix w/Fix        |                        |              |
|  | LightweightFormMod       | <b>PA1 2060REFX XL</b> | 72           |
|  | 20 x 60 Fix w/Rem        |                        |              |
|  | LightweightFormMod       | <b>PA1 2060REFX RL</b> | 72           |
|  | 20 x 60 Fix w/FixFormMod | <b>PA1 2060REFX XF</b> | 85           |
|  | 20 x 60 Tilt-Nest        | <b>PA1 2060RETN</b>    | <b>OS</b> 59 |
|  | 20 x 72 Fix              | <b>PA1 2072REFX</b>    | <b>OS</b> 60 |
|  | 20 x 72 Fix w/FixMod     | <b>PA1 2072REFX XM</b> | <b>OS</b> 78 |
|  | 20 x 72 Fix w/RemMod     | <b>PA1 2072REFX RM</b> | <b>OS</b> 78 |
|  | 20 x 72 Fix w/Fix        |                        |              |
|  | LightweightFormMod       | <b>PA1 2072REFX XL</b> | 79           |
|  | 20 x 72 Fix w/Rem        |                        |              |
|  | LightweightFormMod       | <b>PA1 2072REFX RL</b> | 79           |
|  | 20 x 72 Fix w/FixFormMod | <b>PA1 2072REFX XF</b> | 98           |
| 20 x 72 Tilt-Nest  | <b>PA1 2072RETN</b>      | <b>OS</b> 65           |              |

**To Order, Specify...**

- 1 Model Number
- 2 Top Material
- 3 Edge Style and Thickness
- 4 Edge Color
- 5 Base Color
- 6 Additional Options



| Laminate Wood                                       | Veneer Wood  | Veneer 1 1/2" Wood                | Veneer 1 1/2" Wood                  | Veneer Wood   |
|---|--|-----------------------------------|-------------------------------------|---|
| Ergo<br>(user side only)<br><br><b>LWEI</b><br>7/8" | Flat<br><br><b>VWIR</b><br>or<br><b>VWIS</b><br>7/8"     | Square<br><br><b>VWSI</b><br>7/8" | Bullnose<br><br><b>VWB1</b><br>7/8" | Ergo<br>(user side only)<br><br><b>VWEI</b><br>7/8" |
| Reverse Bevel<br><br><b>LWRI</b><br>7/8"            | Fluted<br><br><b>VWFIR</b><br>or<br><b>VWFIS</b><br>7/8" | Fluted<br><br><b>VWFI</b><br>7/8" |                                     |   |
| 7/8"  | 7/8"   | 7/8"                              |                                     | 7/8"  |
| 2056  | 2128   | 2272                              |                                     | 2550  |
| 2455  | 2531   | 2668                              |                                     | 2948  |
| 2111  | 2187   | 2327                              |                                     | 2609  |
| 2493  | 2567   | 2706                              |                                     | 2984  |
| 2344  | 2388   | 2550                              |                                     | 2846  |
| 2770  | 2812   | 2975                              |                                     | 3267  |
| 2543  | 2499   | 2677                              |                                     | 3008  |
| 3008  | 2967   | 3143                              |                                     | 3475  |

**Base Options**

|  | Code  | Price  |
|--|-------|--------|
| Casters (4), Dual Wheel Black Hard Wheel       | CAS66 | \$ 171 |
| Casters (4), Dual Wheel Black Soft Wheel       | CAS42 | \$ 171 |
| Casters (4), Dual Wheel Two-Tone<br>Soft Wheel | CAS43 | \$ 171 |

**Finish Options**

|                       |        |
|-----------------------|--------|
| Chrome                | \$ 165 |
| Nickel                | \$ 223 |
| Powder Coat, Standard | n/c    |
| Powder Coat, Premium  | \$ 165 |
| Platinum              | \$ 488 |

**Top Options**

|                            |     |        |
|----------------------------|-----|--------|
| Table Link (ends only)     | TLE | \$ 135 |
| Special Laminate           | TSP | call   |
| Custom Cutout (per cutout) | TCC | \$ 120 |

**Modesty Options**

|                                  |     |         |
|----------------------------------|-----|---------|
| Panel, Laminate (Tilt/Nest only) | MPL | \$ 412  |
| Panel, Veneer (Tilt/Nest only)   | MPV | \$ 1022 |

**Power + Data Options**

Please reference the Power + Data Price List

**Wire Management Options**

|  |     |        |
|--|-----|--------|
| Plastic Legway                               | WPL | \$ 78  |
| 1 Oval Brush Grommet, Location A             | WOA | \$ 97  |
| 2 Oval Brush Grommets, Location D            | WOD | \$ 194 |
| 2 Oval Brush Grommets, Location E            | WOE | \$ 194 |
| 1 Oval Brush Grommet, Provide Location Print | WOG | \$ 97  |
| 1 Round Grommet, Location A                  | WRA | \$ 76  |
| 2 Round Grommets, Location D                 | WRD | \$ 152 |
| 2 Round Grommets, Location E                 | WRE | \$ 152 |
| 1 Round Grommet, Provide Location Print      | WRG | \$ 76  |



**Questions?**

800 876 2120

**Quickship Program Product**  
For Quickship specification details,  
visit [www.versteel.com/quickship](http://www.versteel.com/quickship)

edge ordering code (radius corner) >  
or  
edge ordering code (square corner) >  
top thickness >

edge ordering code (radius corner) >  
or  
edge ordering code (square corner) >  
top thickness >  
top thickness price >

top >  
edge >

| Laminate PVC                               | Laminate T-Mold      | Laminate Wood                              | Laminate Soft PVC   | Laminate 1 1/2" Wood | Laminate 1 1/2" Wood |      |
|--|----------------------|--|---------------------|----------------------|----------------------|------|
| Flat                                       | Convex               | Flat                                       | Bumper              | Square               | Bullnose             |      |
|  |                      |  |                     |                      |                      |      |
| <b>LP1R</b><br>or<br><b>LP1S</b><br>7/8"   | <b>LTI</b><br>7/8"   | <b>LW1R</b><br>or<br><b>LW1S</b><br>7/8"   | <b>LB1R</b><br>7/8" | <b>LWS1</b><br>7/8"  | <b>LWB1</b><br>7/8"  |      |
| Fluted                                     |                      | Fluted                                     |                     | Fluted               |                      |      |
|  |                      |  |                     |                      |                      |      |
| <b>LPF1R</b><br>or<br><b>LPF1S</b><br>7/8" |                      | <b>LWF1R</b><br>or<br><b>LWF1S</b><br>7/8" |                     | <b>LWF1</b><br>7/8"  |                      |      |
|  | 7/8"                 |  | 7/8"                |                      | 7/8"                 |      |
| Base Style                                 | Table Description    | Model #                                    | Product Wt          |                      |                      |      |
|  | 20 x 84 Fix          | <b>PA1 2084REFX</b>                        | ≅ <b>OS</b> 67      | 1550                 | 2073                 | 2426 |
|  | 20 x 84 Fix w/FixMod | <b>PA1 2084REFX XM</b>                     | ≅ <b>OS</b> 89      | 1952                 | 2836                 |      |
|  | 20 x 84 Fix w/RemMod | <b>PA1 2084REFX RM</b>                     | ≅ <b>OS</b> 89      | 1982                 | 2857                 |      |
|  | 20 x 84 Tilt-Nest    | <b>PA1 2084RETN</b>                        | ≅ <b>OS</b> 74      | 2325                 | 2843                 | 3193 |
|  | 20 x 90 Fix          | <b>PA1 2090REFX</b>                        | ≅ <b>OS</b> 70      | 1633                 | 2234                 | 2639 |
|  | 20 x 90 Fix w/FixMod | <b>PA1 2090REFX XM</b>                     | ≅ <b>OS</b> 94      | 2057                 | 3036                 |      |
|  | 20 x 90 Fix w/RemMod | <b>PA1 2090REFX RM</b>                     | ≅ <b>OS</b> 94      | 2074                 | 3061                 |      |
|  | 20 x 90 Tilt-Nest    | <b>PA1 2090RETN</b>                        | ≅ <b>OS</b> 77      | 2377                 | 2978                 | 3383 |
|  | 20 x 96 Fix          | <b>PA1 2096REFX</b>                        | ≅ <b>OS</b> 74      | 1723                 | 2325                 | 2727 |
|  | 20 x 96 Fix w/FixMod | <b>PA1 2096REFX XM</b>                     | ≅ <b>OS</b> 99      | 2151                 | 3135                 |      |
|  | 20 x 96 Fix w/RemMod | <b>PA1 2096REFX RM</b>                     | ≅ <b>OS</b> 99      | 2171                 | 3159                 |      |
|  | 20 x 96 Tilt-Nest    | <b>PA1 2096RETN</b>                        | ≅ <b>OS</b> 80      | 2413                 | 3013                 | 3420 |

**To Order, Specify...**

- 1 Model Number
- 2 Top Material
- 3 Edge Style and Thickness
- 4 Edge Color
- 5 Base Color
- 6 Additional Options



| Laminate Wood                                       | Veneer Wood  | Veneer 1 1/2" Wood                | Veneer 1 1/2" Wood                  | Veneer Wood   |
|---|--|-----------------------------------|-------------------------------------|---|
| Ergo<br>(user side only)<br><br><b>LWEI</b><br>7/8" | Flat<br><br><b>VWIR</b><br>or<br><b>VWIS</b><br>7/8"     | Square<br><br><b>VWSI</b><br>7/8" | Bullnose<br><br><b>VWBI</b><br>7/8" | Ergo<br>(user side only)<br><br><b>VWEI</b><br>7/8" |
| Reverse Bevel<br><br><b>LWRI</b><br>7/8"            | Fluted<br><br><b>VWFIR</b><br>or<br><b>VWFIS</b><br>7/8" | Fluted<br><br><b>VWFI</b><br>7/8" |                                     |   |
| 7/8"  | 7/8"   | 7/8"                              |                                     | 7/8"  |
| 2932  | 2723   | 2923                              |                                     | 3272  |
| 3777  | 3492   | 3698                              |                                     | 4044  |
| 3039  | 2906   | 3140                              |                                     | 3514  |
| 3782  | 3649   | 3885                              |                                     | 4257  |
| 3127  | 2997   | 3230                              |                                     | 3600  |
| 4253  | 3684   | 3917                              |                                     | 4290  |

**Base Options**

|   | Code  | Price  |
|---|-------|--------|
| Casters (4), Dual Wheel Black Hard Wheel    | CAS66 | \$ 171 |
| Casters (4), Dual Wheel Black Soft Wheel    | CAS42 | \$ 171 |
| Casters (4), Dual Wheel Two-Tone Soft Wheel | CAS43 | \$ 171 |

**Finish Options**

|                       |        |
|-----------------------|--------|
| Chrome                | \$ 165 |
| Nickel                | \$ 223 |
| Powder Coat, Standard | n/c    |
| Powder Coat, Premium  | \$ 165 |
| Platinum              | \$ 488 |

**Top Options**

|                            |     |        |
|----------------------------|-----|--------|
| Table Link (ends only)     | TLE | \$ 135 |
| Special Laminate           | TSP | call   |
| Custom Cutout (per cutout) | TCC | \$ 120 |

**Modesty Options**

|                                  |     |         |
|----------------------------------|-----|---------|
| Panel, Laminate (Tilt/Nest only) | MPL | \$ 412  |
| Panel, Veneer (Tilt/Nest only)   | MPV | \$ 1022 |

**Power + Data Options**

Please reference the Power + Data Price List

**Wire Management Options**

|  |     |        |
|--|-----|--------|
| Plastic Legway                               | WPL | \$ 78  |
| 1 Oval Brush Grommet, Location A             | WOA | \$ 97  |
| 2 Oval Brush Grommets, Location D            | WOD | \$ 194 |
| 2 Oval Brush Grommets, Location E            | WOE | \$ 194 |
| 1 Oval Brush Grommet, Provide Location Print | WOG | \$ 97  |
| 1 Round Grommet, Location A                  | WRA | \$ 76  |
| 2 Round Grommets, Location D                 | WRD | \$ 152 |
| 2 Round Grommets, Location E                 | WRE | \$ 152 |
| 1 Round Grommet, Provide Location Print      | WRG | \$ 76  |












Questions?

800 876 2120

**OS** Quickship Program Product  
For Quickship specification details,  
visit [www.versteel.com/quickship](http://www.versteel.com/quickship)

top >  
edge >  
  
edge ordering code (radius corner) >  
or  
edge ordering code (square corner) >  
top thickness >

edge ordering code (radius corner) >  
or  
edge ordering code (square corner) >  
top thickness >  
top thickness price >

| Laminate PVC  | Laminate T-Mold  | Laminate Wood  | Laminate Soft PVC  | Laminate 1 1/2" Wood   | Laminate 1 1/2" Wood   |
|---|--|--|--|--|--|
| Flat  | Convex   | Flat   | Bumper   | Square   | Bullnose   |
| <br><b>LPIR</b><br>or<br><b>LPI S</b><br>7/8"  | <br><b>LTI</b><br>1<br>7/8" | <br><b>LWIR</b><br>or<br><b>LWIS</b><br>7/8"   | <br><b>LBIR</b><br>7/8" | <br><b>LWSI</b><br>7/8" | <br><b>LWB1</b><br>7/8" |
| <br><b>LPIFR</b><br>or<br><b>LPIFS</b><br>7/8" |  | <br><b>LWIFR</b><br>or<br><b>LWIFS</b><br>7/8" |  | <br><b>LWFI</b><br>7/8" |  |
| 7/8"  |  | 7/8"   |  | 7/8"   |  |

Base Style



| Table Description                       | Model #                | Product Wt |
|---|------------------------|------------|
| 24 x 42 Fix                             | <b>PA1 2442REFX</b>    | 46         |
| 24 x 42 Tilt-Nest                       | <b>PA1 2442RETN</b>    | 49         |
| 24 x 48 Fix                             | <b>PA1 2448REFX</b>    | 49         |
| 24 x 48 Fix w/FixMod                    | <b>PA1 2448REFX XM</b> | 64         |
| 24 x 48 Fix w/RemMod                    | <b>PA1 2448REFX RM</b> | 64         |
| 24 x 48 Fix w/Fix<br>LightweightFormMod | <b>PA1 2448REFX XL</b> | 64         |
| 24 x 48 Fix w/Rem<br>LightweightFormMod | <b>PA1 2448REFX RL</b> | 64         |
| 24 x 48 Fix w/FixFormMod                | <b>PA1 2448REFX XF</b> | 64         |
| 24 x 48 Tilt-Nest                       | <b>PA1 2448RETN</b>    | 53         |
| 24 x 60 Fix                             | <b>PA1 2460REFX</b>    | 58         |
| 24 x 60 Fix w/FixMod                    | <b>PA1 2460REFX XM</b> | 73         |
| 24 x 60 Fix w/RemMod                    | <b>PA1 2460REFX RM</b> | 73         |
| 24 x 60 Fix w/Fix<br>LightweightFormMod | <b>PA1 2460REFX XL</b> | 72         |
| 24 x 60 Fix w/Rem<br>LightweightFormMod | <b>PA1 2460REFX RL</b> | 72         |
| 24 x 60 Fix w/FixFormMod                | <b>PA1 2460REFX XF</b> | 85         |
| 24 x 60 Tilt-Nest                       | <b>PA1 2460RETN</b>    | 64         |
| 24 x 72 Fix                             | <b>PA1 2472REFX</b>    | 65         |
| 24 x 72 Fix w/FixMod                    | <b>PA1 2472REFX XM</b> | 84         |
| 24 x 72 Fix w/RemMod                    | <b>PA1 2472REFX RM</b> | 84         |
| 24 x 72 Fix w/Fix<br>LightweightFormMod | <b>PA1 2472REFX XL</b> | 84         |
| 24 x 72 Fix w/Rem<br>LightweightFormMod | <b>PA1 2472REFX RL</b> | 84         |
| 24 x 72 Fix w/FixFormMod                | <b>PA1 2472REFX XF</b> | 99         |
| 24 x 72 Tilt-Nest                       | <b>PA1 2472RETN</b>    | 71         |

To Order, Specify...

- 1 Model Number
- 2 Top Material
- 3 Edge Style and Thickness
- 4 Edge Color
- 5 Base Color
- 6 Additional Options





| Laminate Wood                                    | Laminate Urethane                                | Laminate Urethane/PVC   | Veneer Wood  | Veneer 1 1/4" Wood                | Veneer 1 1/4" Wood                  | Veneer Wood                                      |
|--|--|---|--|-----------------------------------|-------------------------------------|--|
| Ergo (user side only)<br><br><b>LWEI</b><br>7/8" | Ergo (user side only)<br><br><b>LUEI</b><br>7/8" | Ergo (user side only)<br><br><b>LUPEIR</b><br>or<br><b>LUPEIS</b><br>7/8" | Flat<br><br><b>VWIR</b><br>or<br><b>VWIS</b><br>7/8"     | Square<br><br><b>VWSI</b><br>7/8" | Bullnose<br><br><b>VWBI</b><br>7/8" | Ergo (user side only)<br><br><b>VWEI</b><br>7/8" |
| Reverse Bevel<br><br><b>LWRI</b><br>7/8"         | 1/4" urethane on remaining sides                 | PVC on remaining sides  | Fluted<br><br><b>VWFIR</b><br>or<br><b>VWFIS</b><br>7/8" | Fluted<br><br><b>VWFI</b><br>7/8" |                                     |  |
| 7/8"   | 7/8"   | 7/8"  | 7/8"   | 7/8"                              | 7/8"                                | 7/8"   |
| 2078   | 1643   | 2103  | 2153   | 2294                              | 2573                                |  |
| 2455   | 1971   | 2478  | 2531   | 2668                              | 2948                                |  |
| 2134   | 1715   | 2201<br>2768<br>2812<br>2812<br>2812<br>2953                              | 2207   | 2350                              | 2626                                |  |
| 2493   | 1997   | 2559  | 2567   | 2706                              | 2984                                |  |
| 2366   | 1827   | 2455<br>2978<br>3055<br>3055<br>3055<br>3179                              | 2410   | 2571                              | 2866                                |  |
| 2770   | 2256   | 2854  | 2812   | 2975                              | 3267                                |  |
| 2564   | 1891   | 2658<br>3360<br>3392<br>3392<br>3392<br>3457                              | 2521   | 2699                              | 3028                                |  |
| 3008   | 2295   | 3103  | 2967   | 3143                              | 3475                                |  |

**Base Options**

|  | Code  | Price  |
|--|-------|--------|
| Casters (4), Dual Wheel Black Hard Wheel | CAS66 | \$ 171 |
| Casters (4), Dual Wheel Black Soft Wheel | CAS42 | \$ 171 |
| Casters (4), Dual Wheel Two-Tone         |       |        |
| Soft Wheel                               | CAS43 | \$ 171 |

**Finish Options**

|                       |        |
|-----------------------|--------|
| Chrome                | \$ 165 |
| Nickel                | \$ 223 |
| Powder Coat, Standard | n/c    |
| Powder Coat, Premium  | \$ 165 |
| Platinum              | \$ 488 |

**Top Options**

|                            |     |        |
|----------------------------|-----|--------|
| Table Link (ends only)     | TLE | \$ 135 |
| Special Laminate           | TSP | call   |
| Custom Cutout (per cutout) | TCC | \$ 120 |

**Modesty Options**

|                                  |     |         |
|----------------------------------|-----|---------|
| Panel, Laminate (Tilt/Nest only) | MPL | \$ 412  |
| Panel, Veneer (Tilt/Nest only)   | MPV | \$ 1022 |

**Power + Data Options**

Please reference the Power + Data Price List

**Wire Management Options**

|  |     |        |
|--|-----|--------|
| Plastic Legway                               | WPL | \$ 78  |
| 1 Oval Brush Grommet, Location A             | WOA | \$ 97  |
| 2 Oval Brush Grommets, Location D            | WOD | \$ 194 |
| 2 Oval Brush Grommets, Location E            | WOE | \$ 194 |
| 1 Oval Brush Grommet, Provide Location Print | WOG | \$ 97  |
| 1 Round Grommet, Location A                  | WRA | \$ 76  |
| 2 Round Grommets, Location D                 | WRD | \$ 152 |
| 2 Round Grommets, Location E                 | WRE | \$ 152 |
| 1 Round Grommet, Provide Location Print      | WRG | \$ 76  |



**Questions?**











800 876 2120

**Quickship Program Product**  
For Quickship specification details,  
visit [www.versteel.com/quickship](http://www.versteel.com/quickship)

edge ordering code (radius corner) >  
or  
edge ordering code (square corner) >  
top thickness >

edge ordering code (radius corner) >  
or  
edge ordering code (square corner) >  
top thickness >  
top thickness price >

top >  
edge >

| Laminate PVC   | Laminate T-Mold   | Laminate Wood  | Laminate Soft PVC   | Laminate 1 1/2" Wood  | Laminate 1 1/2" Wood  |      |
|--|---|--|---|---|---|------|
| Flat   | Convex  | Flat   | Bumper  | Square  | Bullnose  |      |
|         |  |  |  |  |  |      |
| <b>LP1R</b><br>or<br><b>LP1S</b><br>7/8"   | <b>LTI</b><br>1<br>7/8"   | <b>LW1R</b><br>or<br><b>LW1S</b><br>7/8"   | <b>LB1R</b><br>7/8"   | <b>LWS1</b><br>7/8"   | <b>LWB1</b><br>7/8"   |      |
| Fluted   |   | Fluted   |   | Fluted  |   |      |
|         |   |  |   |  |   |      |
| <b>LP1FR</b><br>or<br><b>LP1FS</b><br>7/8"   |   | <b>LW1FR</b><br>or<br><b>LW1FS</b><br>7/8"   |   | <b>LWF1</b><br>7/8"   |   |      |
|  | 7/8"  |  | 7/8"  |   | 7/8"  |      |
| Base Style   | Table Description   | Model #  | Product Wt  |   |   |      |
| <br>PA1 | 24 x 84 Fix   | <b>PA1 2484REFX</b>  | ≡OS 73  | 1576  | 2094  | 2446 |
|  | 24 x 84 Fix w/FixMod  | <b>PA1 2484REFX XM</b>   | ≡OS 95  | 2143  | 3380  |      |
|  | 24 x 84 Fix w/RemMod  | <b>PA1 2484REFX RM</b>   | ≡OS 95  | 2178  | 3417  |      |
|  | 24 x 84 Tilt-Nest   | <b>PA1 2484RETN</b>  | ≡OS 80  | 2325  | 2843  | 3193 |
|  | 24 x 90 Fix   | <b>PA1 2490REFX</b>  | ≡OS 77  | 1658  | 2259  | 2663 |
|  | 24 x 90 Fix w/FixMod  | <b>PA1 2490REFX XM</b>   | ≡OS 102   | 2224  | 3543  |      |
|  | 24 x 90 Fix w/RemMod  | <b>PA1 2490REFX RM</b>   | ≡OS 102   | 2259  | 3580  |      |
|  | 24 x 90 Tilt-Nest   | <b>PA1 2490RETN</b>  | ≡OS 84  | 2377  | 2978  | 3383 |
|  | 24 x 96 Fix   | <b>PA1 2496REFX</b>  | ≡OS 81  | 1744  | 2346  | 2749 |
|  | 24 x 96 Fix w/FixMod  | <b>PA1 2496REFX XM</b>   | ≡OS 107   | 2310  | 3632  |      |
|  | 24 x 96 Fix w/RemMod  | <b>PA1 2496REFX RM</b>   | ≡OS 107   | 2345  | 3670  |      |
|  | 24 x 96 Tilt-Nest   | <b>PA1 2496RETN</b>  | ≡OS 88  | 2413  | 3013  | 3420 |

**To Order, Specify...**

- 1 Model Number
- 2 Top Material
- 3 Edge Style and Thickness
- 4 Edge Color
- 5 Base Color
- 6 Additional Options



| Laminate Wood                                    | Laminate Urethane                                | Laminate Urethane/PVC   | Veneer Wood  | Veneer 1 1/4" Wood                | Veneer 1 1/2" Wood                  | Veneer Wood                                      |
|--|--|---|--|-----------------------------------|-------------------------------------|--|
| Ergo (user side only)<br><br><b>LWEI</b><br>7/8" | Ergo (user side only)<br><br><b>LUEI</b><br>7/8" | Ergo (user side only)<br><br><b>LUPEIR</b><br>or<br><b>LUPEIS</b><br>7/8" | Flat<br><br><b>VWIR</b><br>or<br><b>VWIS</b><br>7/8"     | Square<br><br><b>VWSI</b><br>7/8" | Bullnose<br><br><b>VWBI</b><br>7/8" | Ergo (user side only)<br><br><b>VWEI</b><br>7/8" |
| Reverse Bevel<br><br><b>LWRI</b><br>7/8"         | 1/4" urethane on remaining sides                 | PVC on remaining sides  | Fluted<br><br><b>VWFIR</b><br>or<br><b>VWFIS</b><br>7/8" | Fluted<br><br><b>VWFI</b><br>7/8" |                                     |  |
| 7/8"   | 7/8"   | 7/8"  | 7/8"   | 7/8"                              | 7/8"                                | 7/8"   |
| 3027   |  | 3265<br>3750<br>3807  | 2744   | 2946                              |                                     | 3294   |
| 3777   |  | 4014  | 3492   | 3698                              |                                     | 4044   |
| 3061   |  | 3311<br>4110<br>4169  | 2931   | 3162                              |                                     | 3539   |
| 3782   |  | 4028  | 3649   | 3885                              |                                     | 4257   |
| 3152   |  | 3396<br>4212<br>4255  | 3020   | 3253                              |                                     | 3625   |
| 4253   |  | 4067  | 3684   | 3917                              |                                     |  |

**Base Options**

|  | Code  | Price  |
|--|-------|--------|
| Casters (4), Dual Wheel Black Hard Wheel | CAS66 | \$ 171 |
| Casters (4), Dual Wheel Black Soft Wheel | CAS42 | \$ 171 |
| Casters (4), Dual Wheel Two-Tone         |       |        |
| Soft Wheel                               | CAS43 | \$ 171 |

**Finish Options**

|                       |        |
|-----------------------|--------|
| Chrome                | \$ 165 |
| Nickel                | \$ 223 |
| Powder Coat, Standard | n/c    |
| Powder Coat, Premium  | \$ 165 |
| Platinum              | \$ 488 |

**Top Options**

|                            |     |        |
|----------------------------|-----|--------|
| Table Link (ends only)     | TLE | \$ 135 |
| Special Laminate           | TSP | call   |
| Custom Cutout (per cutout) | TCC | \$ 120 |

**Modesty Options**

|                                  |     |         |
|----------------------------------|-----|---------|
| Panel, Laminate (Tilt/Nest only) | MPL | \$ 412  |
| Panel, Veneer (Tilt/Nest only)   | MPV | \$ 1022 |

**Power + Data Options**

Please reference the Power + Data Price List

**Wire Management Options**

|  |     |        |
|--|-----|--------|
| Plastic Legway                               | WPL | \$ 78  |
| 1 Oval Brush Grommet, Location A             | WOA | \$ 97  |
| 2 Oval Brush Grommets, Location D            | WOD | \$ 194 |
| 2 Oval Brush Grommets, Location E            | WOE | \$ 194 |
| 1 Oval Brush Grommet, Provide Location Print | WOG | \$ 97  |
| 1 Round Grommet, Location A                  | WRA | \$ 76  |
| 2 Round Grommets, Location D                 | WRD | \$ 152 |
| 2 Round Grommets, Location E                 | WRE | \$ 152 |
| 1 Round Grommet, Provide Location Print      | WRG | \$ 76  |



Questions?

800 876 2120

**OS** Quickship Program Product  
For Quickship specification details, visit [www.versteel.com/quickship](http://www.versteel.com/quickship)

edge ordering code (radius corner) >  
or  
edge ordering code (square corner) >  
top thickness >

edge ordering code (radius corner) >  
or  
edge ordering code (square corner) >  
top thickness >

top >  
edge >

| Laminate PVC                                   | Laminate T-Mold                         | Laminate Wood                                  | Laminate Soft PVC       | Laminate 1 1/2" Wood    | Laminate 1 1/2" Wood    |      |
|--|---|--|-------------------------|-------------------------|-------------------------|------|
| Flat   | Convex                                  | Flat   | Bumper                  | Square                  | Bullnose                |      |
| <br><b>LP1R</b><br>or<br><b>LP1S</b><br>3/8"   | <br><b>LTI</b><br>1<br>3/8"             | <br><b>LW1R</b><br>or<br><b>LW1S</b><br>3/8"   | <br><b>LB1R</b><br>3/8" | <br><b>LWS1</b><br>3/8" | <br><b>LWB1</b><br>3/8" |      |
| Fluted   |   | Fluted   |                         | Fluted                  |                         |      |
| <br><b>LPF1R</b><br>or<br><b>LPF1S</b><br>3/8" |   | <br><b>LWF1R</b><br>or<br><b>LWF1S</b><br>3/8" |                         | <br><b>LWF1</b><br>3/8" |                         |      |
|  | 3/8"                                    |  | 3/8"                    |                         | 3/8"                    |      |
| Base Style                                     | Table Description                       | Model #  | Product Wt              |                         |                         |      |
|  | 30 x 42 Fix                             | <b>PA1 3042REFX</b>                            | <b>OS</b> 50            | 1303                    | 1568                    | 1744 |
|  | 30 x 42 Tilt-Nest                       | <b>PA1 3042RETN</b>                            | <b>OS</b> 55            | 1757                    | 2023                    | 2200 |
|  | 30 x 48 Fix                             | <b>PA1 3048REFX</b>                            | <b>OS</b> 54            | 1386                    | 1710                    | 1931 |
|  | 30 x 48 Fix w/FixMod                    | <b>PA1 3048REFX XM</b>                         | <b>OS</b> 70            | 1779                    | 2520                    |      |
|  | 30 x 48 Fix w/RemMod                    | <b>PA1 3048REFX RM</b>                         | <b>OS</b> 70            | 1822                    | 2562                    |      |
|  | 30 x 48 Fix w/Fix<br>LightweightFormMod | <b>PA1 3048REFX XL</b>                         | 70                      | 1822                    | 2149                    |      |
|  | 30 x 48 Fix w/Rem<br>LightweightFormMod | <b>PA1 3048REFX RL</b>                         | 70                      | 1822                    | 2149                    |      |
|  | 30 x 48 Fix w/FixFormMod                | <b>PA1 3048REFX XF</b>                         | 70                      | 2075                    | 2400                    |      |
|  | 30 x 48 Tilt-Nest                       | <b>PA1 3048RETN</b>                            | <b>OS</b> 59            | 1796                    | 2119                    | 2340 |
|  | 30 x 60 Fix                             | <b>PA1 3060REFX</b>                            | <b>OS</b> 64            | 1468                    | 1887                    | 2170 |
|  | 30 x 60 Fix w/FixMod                    | <b>PA1 3060REFX XM</b>                         | <b>OS</b> 79            | 1863                    | 2573                    |      |
|  | 30 x 60 Fix w/RemMod                    | <b>PA1 3060REFX RM</b>                         | <b>OS</b> 79            | 1903                    | 2616                    |      |
|  | 30 x 60 Fix w/Fix<br>LightweightFormMod | <b>PA1 3060REFX XL</b>                         | 79                      | 1903                    | 2320                    |      |
|  | 30 x 60 Fix w/Rem<br>LightweightFormMod | <b>PA1 3060REFX RL</b>                         | 79                      | 1903                    | 2320                    |      |
|  | 30 x 60 Fix w/FixFormMod                | <b>PA1 3060REFX XF</b>                         | 91                      | 2155                    | 2576                    |      |
|  | 30 x 60 Tilt-Nest                       | <b>PA1 3060RETN</b>                            | <b>OS</b> 72            | 2065                    | 2480                    | 2764 |
|  | 30 x 72 Fix                             | <b>PA1 3072REFX</b>                            | <b>OS</b> 73            | 1550                    | 2043                    | 2373 |
|  | 30 x 72 Fix w/FixMod                    | <b>PA1 3072REFX XM</b>                         | <b>OS</b> 92            | 2016                    | 3156                    |      |
|  | 30 x 72 Fix w/RemMod                    | <b>PA1 3072REFX RM</b>                         | <b>OS</b> 92            | 2058                    | 3201                    |      |
|  | 30 x 72 Fix w/Fix<br>LightweightFormMod | <b>PA1 3072REFX XL</b>                         | 92                      | 2058                    | 2551                    |      |
|  | 30 x 72 Fix w/Rem<br>LightweightFormMod | <b>PA1 3072REFX RL</b>                         | 92                      | 2058                    | 2551                    |      |
|  | 30 x 72 Fix w/FixFormMod                | <b>PA1 3072REFX XF</b>                         | 106                     | 2238                    | 2733                    |      |
|  | 30 x 72 Tilt-Nest                       | <b>PA1 3072RETN</b>                            | <b>OS</b> 81            | 2188                    |                         | 3008 |

To Order, Specify...

- 1 Model Number
- 2 Top Material
- 3 Edge Style and Thickness
- 4 Edge Color
- 5 Base Color
- 6 Additional Options



| Laminate Wood                                    | Laminate Urethane                                | Laminate Urethane/PVC   | Veneer Wood  | Veneer 1 1/4" Wood                | Veneer 1 1/2" Wood                  | Veneer Wood                                      |
|--|--|---|--|-----------------------------------|-------------------------------------|--|
| Ergo (user side only)<br><br><b>LWEI</b><br>7/8" | Ergo (user side only)<br><br><b>LUEI</b><br>7/8" | Ergo (user side only)<br><br><b>LUPEIR</b><br>or<br><b>LUPEIS</b><br>7/8" | Flat<br><br><b>VWIR</b><br>or<br><b>VWIS</b><br>7/8"     | Square<br><br><b>VWSI</b><br>7/8" | Bullnose<br><br><b>VWBI</b><br>7/8" | Ergo (user side only)<br><br><b>VWEI</b><br>7/8" |
| Reverse Bevel<br><br><b>LWRI</b><br>7/8"         | 1/4" urethane on remaining sides                 | PVC on remaining sides  | Fluted<br><br><b>VWVIR</b><br>or<br><b>VWVIS</b><br>7/8" | Fluted<br><br><b>VWFI</b><br>7/8" |                                     |  |
| 7/8"   | 7/8"   | 7/8"  | 7/8"   | 7/8"                              | 7/8"                                | 7/8"   |
| 2026   | 1669   | 2259  | 2142   | 2280                              | 2543                                |  |
| 2483   | 2118   | 2713  | 2594   | 2735                              | 3000                                |  |
| 2280   | 1740   | 2345  | 2355   | 2517                              | 2810                                |  |
|  |  | 2900  |  |                                   |                                     |  |
|  |  | 2941  |  |                                   |                                     |  |
|  |  | 0   |  |                                   |                                     |  |
|  |  | 2941  |  |                                   |                                     |  |
|  |  | 0   |  |                                   |                                     |  |
|  |  | 2941  |  |                                   |                                     |  |
|  |  | 3047  |  |                                   |                                     |  |
| 2691   | 2206   | 2753  | 2770   | 2927                              | 3219                                |  |
| 2517   | 1882   | 2612  | 2582   | 2764                              | 3098                                |  |
|  |  | 3137  |  |                                   |                                     |  |
|  |  | 3264  |  |                                   |                                     |  |
|  |  | 0   |  |                                   |                                     |  |
|  |  | 3264  |  |                                   |                                     |  |
|  |  | 0   |  |                                   |                                     |  |
|  |  | 3264  |  |                                   |                                     |  |
|  |  | 3423  |  |                                   |                                     |  |
| 3115   | 2405   | 3205  | 3177   | 3358                              | 3692                                |  |
| 2831   | 1992   | 2884  | 2824   | 3031                              | 3312                                |  |
|  |  | 3566  |  |                                   |                                     |  |
|  |  | 3619  |  |                                   |                                     |  |
|  |  | 0   |  |                                   |                                     |  |
|  |  | 3619  |  |                                   |                                     |  |
|  |  | 0   |  |                                   |                                     |  |
|  |  | 3619  |  |                                   |                                     |  |
|  |  | 3696  |  |                                   |                                     |  |
| 3471   | 2506   | 3522  | 3460   | 3668                              | 3947                                |  |

**Base Options**

|  | Code  | Price  |
|--|-------|--------|
| Casters (4), Dual Wheel Black Hard Wheel | CAS66 | \$ 171 |
| Casters (4), Dual Wheel Black Soft Wheel | CAS42 | \$ 171 |
| Casters (4), Dual Wheel Two-Tone         |       |        |
| Soft Wheel                               | CAS43 | \$ 171 |

**Finish Options**

|                       |        |
|-----------------------|--------|
| Chrome                | \$ 165 |
| Nickel                | \$ 223 |
| Powder Coat, Standard | n/c    |
| Powder Coat, Premium  | \$ 165 |
| Platinum              | \$ 488 |

**Top Options**

|                            |     |        |
|----------------------------|-----|--------|
| Table Link (ends only)     | TLE | \$ 135 |
| Special Laminate           | TSP | call   |
| Custom Cutout (per cutout) | TCC | \$ 120 |

**Modesty Options**

|                                  |     |         |
|----------------------------------|-----|---------|
| Panel, Laminate (Tilt/Nest only) | MPL | \$ 412  |
| Panel, Veneer (Tilt/Nest only)   | MPV | \$ 1022 |

**Power + Data Options**

Please reference the Power + Data Price List

**Wire Management Options**

|  |     |        |
|--|-----|--------|
| Plastic Legway                               | WPL | \$ 78  |
| 1 Oval Brush Grommet, Location A             | WOA | \$ 97  |
| 2 Oval Brush Grommets, Location D            | WOD | \$ 194 |
| 2 Oval Brush Grommets, Location E            | WOE | \$ 194 |
| 1 Oval Brush Grommet, Provide Location Print | WOG | \$ 97  |
| 1 Round Grommet, Location A                  | WRA | \$ 76  |
| 2 Round Grommets, Location D                 | WRD | \$ 152 |
| 2 Round Grommets, Location E                 | WRE | \$ 152 |
| 1 Round Grommet, Provide Location Print      | WRG | \$ 76  |



**Questions?**










800 876 2120


**Quickship Program Product**  
For Quickship specification details,  
visit [www.versteel.com/quickship](http://www.versteel.com/quickship)

edge ordering code (radius corner) >  
or  
edge ordering code (square corner) >  
top thickness >

edge ordering code (radius corner) >  
or  
edge ordering code (square corner) >  
top thickness >  
top thickness price >

top >  
edge >

| Laminate PVC  | Laminate T-Mold  | Laminate Wood  | Laminate Soft PVC  | Laminate 1 1/2" Wood   | Laminate 1 1/2" Wood   |
|---|--|--|--|--|--|
| Flat  | Convex   | Flat   | Bumper   | Square   | Bullnose   |
| <br><b>LP1R</b><br>or<br><b>LP1S</b><br>7/8"   | <br><b>LTI</b><br>1<br>7/8" | <br><b>LW1R</b><br>or<br><b>LW1S</b><br>7/8"   | <br><b>LB1R</b><br>7/8" | <br><b>LWS1</b><br>7/8" | <br><b>LWB1</b><br>7/8" |
| Fluted  |  | Fluted   |  | Fluted   |  |
| <br><b>LPF1R</b><br>or<br><b>LPF1S</b><br>7/8" |  | <br><b>LWF1R</b><br>or<br><b>LWF1S</b><br>7/8" |  | <br><b>LWF1</b><br>7/8" |  |
|   | 7/8"   |  | 7/8"   |  | 7/8"   |

| Base Style   | Table Description    | Model #                | Product Wt      |
|--|----------------------|------------------------|-----------------|
| <br>PA1 | 30 x 84 Fix          | <b>PA1 3084REFX</b>    | ≅ <b>OS</b> 82  |
|  | 30 x 84 Fix w/FixMod | <b>PA1 3084REFX XM</b> | ≅ <b>OS</b> 108 |
|  | 30 x 84 Fix w/RemMod | <b>PA1 3084REFX RM</b> | ≅ <b>OS</b> 108 |
|  | 30 x 84 Tilt-Nest    | <b>PA1 3084RETN</b>    | ≅ <b>OS</b> 90  |
|  | 30 x 90 Fix          | <b>PA1 3090REFX</b>    | ≅ <b>OS</b> 86  |
|  | 30 x 90 Fix w/FixMod | <b>PA1 3090REFX XM</b> | ≅ <b>OS</b> 110 |
|  | 30 x 90 Fix w/RemMod | <b>PA1 3090REFX RM</b> | ≅ <b>OS</b> 110 |
|  | 30 x 90 Tilt-Nest    | <b>PA1 3090RETN</b>    | ≅ <b>OS</b> 95  |
|  | 30 x 96 Fix          | <b>PA1 3096REFX</b>    | ≅ <b>OS</b> 91  |
|  | 30 x 96 Fix w/FixMod | <b>PA1 3096REFX XM</b> | ≅ <b>OS</b> 117 |
|  | 30 x 96 Fix w/RemMod | <b>PA1 3096REFX RM</b> | ≅ <b>OS</b> 117 |
|  | 30 x 96 Tilt-Nest    | <b>PA1 3096RETN</b>    | ≅ <b>OS</b> 100 |

**To Order, Specify...**

- 1 Model Number
- 2 Top Material
- 3 Edge Style and Thickness
- 4 Edge Color
- 5 Base Color
- 6 Additional Options



| Laminate Wood                                    | Laminate Urethane                                | Laminate Urethane/PVC   | Veneer Wood  | Veneer 1 1/4" Wood                | Veneer 1 1/2" Wood                  | Veneer Wood                                      |
|--|--|---|--|-----------------------------------|-------------------------------------|--|
| Ergo (user side only)<br><br><b>LWEI</b><br>7/8" | Ergo (user side only)<br><br><b>LUEI</b><br>7/8" | Ergo (user side only)<br><br><b>LUPEIR</b><br>or<br><b>LUPEIS</b><br>7/8" | Flat<br><br><b>VWIR</b><br>or<br><b>VWIS</b><br>7/8"     | Square<br><br><b>VWSI</b><br>7/8" | Bullnose<br><br><b>VWBI</b><br>7/8" | Ergo (user side only)<br><br><b>VWEI</b><br>7/8" |
| Reverse Bevel<br><br><b>LWRI</b><br>7/8"         | 1/4" urethane on remaining sides                 | PVC on remaining sides  | Fluted<br><br><b>VWFIR</b><br>or<br><b>VWFIS</b><br>7/8" | Fluted<br><br><b>VWFI</b><br>7/8" |                                     |  |
| 7/8"   | 7/8"   | 7/8"  | 7/8"   | 7/8"                              |                                     | 7/8"   |
| 3163   |  | 3382<br>3959<br>4004  | 3039   | 3272                              |                                     | 3634   |
| 4253<br>3399                                     |  | 4364<br>3576<br>4368<br>4412  | 4025<br>3280   | 4253<br>3549                      |                                     | 4618<br>3932                                     |
| 4355   |  | 4528  | 4233   | 4498                              |                                     | 4883   |
| 3490   |  | 3665<br>4472<br>4515  | 3368   | 3634                              |                                     | 4020   |
| 4392   |  | 4561  | 4268   | 4535                              |                                     | 4919   |

**Base Options**

|   | Code  | Price  |
|---|-------|--------|
| Casters (4), Dual Wheel Black Hard Wheel    | CAS66 | \$ 171 |
| Casters (4), Dual Wheel Black Soft Wheel    | CAS42 | \$ 171 |
| Casters (4), Dual Wheel Two-Tone Soft Wheel | CAS43 | \$ 171 |

**Finish Options**

|                       |        |
|-----------------------|--------|
| Chrome                | \$ 165 |
| Nickel                | \$ 223 |
| Powder Coat, Standard | n/c    |
| Powder Coat, Premium  | \$ 165 |
| Platinum              | \$ 488 |

**Top Options**

|                            |     |        |
|----------------------------|-----|--------|
| Table Link (ends only)     | TLE | \$ 135 |
| Special Laminate           | TSP | call   |
| Custom Cutout (per cutout) | TCC | \$ 120 |

**Modesty Options**

|                                  |     |         |
|----------------------------------|-----|---------|
| Panel, Laminate (Tilt/Nest only) | MPL | \$ 412  |
| Panel, Veneer (Tilt/Nest only)   | MPV | \$ 1022 |

**Power + Data Options**

Please reference the Power + Data Price List

**Wire Management Options**

|  |     |        |
|--|-----|--------|
| Plastic Legway                               | WPL | \$ 78  |
| 1 Oval Brush Grommet, Location A             | WOA | \$ 97  |
| 2 Oval Brush Grommets, Location D            | WOD | \$ 194 |
| 2 Oval Brush Grommets, Location E            | WOE | \$ 194 |
| 1 Oval Brush Grommet, Provide Location Print | WOG | \$ 97  |
| 1 Round Grommet, Location A                  | WRA | \$ 76  |
| 2 Round Grommets, Location D                 | WRD | \$ 152 |
| 2 Round Grommets, Location E                 | WRE | \$ 152 |
| 1 Round Grommet, Provide Location Print      | WRG | \$ 76  |



**Questions?**

800 876 2120

Ⓢ Indicates Number of Bases  
 Ⓢ Quickship Program Product  
 For Quickship specification details,  
 visit [www.versteel.com/quickship](http://www.versteel.com/quickship)

top >  
edge >

| Laminate PVC                     | Laminate T-Mold       | Laminate Wood                    | Laminate Soft PVC     | Laminate 1/2" Wood      | Laminate 1/2" Wood      |
|----------------------------------|-----------------------|----------------------------------|-----------------------|-------------------------|-------------------------|
| Flat                             | Convex                | Flat                             | Bumper                | Square                  | Bullnose                |
|                                  |                       |                                  |                       |                         |                         |
| <b>LP2R</b><br>OR<br><b>LP3R</b> | <b>LT2</b> <b>LT3</b> | <b>LW2R</b><br>OR<br><b>LW2S</b> | <b>LB2R</b>           | <b>LWS2</b> <b>LWS3</b> | <b>LWB2</b> <b>LWB3</b> |
| 1 1/4" 1 3/4"                    | 1 1/4" 1 3/4"         | 1 1/4"                           | 1 1/4"                | 1 1/4" 1 3/4"           | 1 1/4" 1 3/4"           |
| Fluted                           |                       | Fluted                           | Reverse Bevel Acrylic | Fluted                  | Reverse Bevel           |
|                                  |                       |                                  |                       |                         |                         |
| <b>LPF2R</b> <b>LPF3R</b>        |                       | <b>LWF2R</b>                     | <b>LMRA2R</b>         | <b>LWF2</b>             | <b>LWR2</b>             |
| OR<br><b>LPF2S</b> <b>LPF3S</b>  |                       | OR<br><b>LWF2S</b>               | OR<br><b>LMRA2S</b>   | 1 1/4" 1 3/4"           | 1 1/4" only             |
| 1 1/4" 1 3/4"                    |                       | 1 1/4"                           | 1 1/4"                | 1 1/4" 1 3/4"           | 1 1/4"                  |
| top thickness price >            |                       |                                  |                       |                         |                         |
| 2262                             | 2469                  | 3172                             |                       | 3778                    | 3871                    |
| 2415                             | 2662                  | 3600                             |                       | 4396                    | 4533                    |
| 2500                             | 2756                  | 3730                             |                       | 4555                    | 4730                    |
| 2571                             | 2836                  | 3885                             |                       | 4763                    | 4973                    |
| 3465                             | 3806                  | 4389                             |                       | 5200                    | 6446                    |
| 4415                             | 4852                  | 5661                             |                       | 6730                    | 7737                    |
| 5394                             | 5924                  | 6782                             |                       | 8075                    | 10909                   |
| 4124                             | 4530                  | 5480                             |                       | 6464                    | 7656                    |
| 5155                             | 5664                  | 6855                             |                       | 8085                    | 9527                    |
| 6706                             | 7370                  | 8917                             |                       | 10524                   | 11617                   |
| 8619                             | 9471                  | 11460                            |                       | 13520                   | 14615                   |

edge ordering code (radius corner) >  
or  
edge ordering code (square corner) >  
top thickness >

edge ordering code (radius corner) >  
or  
edge ordering code (square corner) >  
top thickness >  
top thickness price >







| Base Style | Table Description | Model #         | Product Wt |
|------------|-------------------|-----------------|------------|
| <br>PA3    | 42 x 72 Fix       | PA3 4272REFX Ⓢ  | 138        |
|            | 42 x 84 Fix       | PA3 4284REFX Ⓢ  | 156        |
|            | 42 x 96 Fix       | PA3 4296REFX Ⓢ  | 191        |
|            | 48 x 96 Fix       | PA3 4896REFX Ⓢ  | 210        |
|            | 48 x 120 Fix      | PA3 48120REFX Ⓢ | 249        |
|            | 48 x 144 Fix      | PA3 48144REFX Ⓢ | 306        |
|            | 48 x 192 Fix      | PA3 48192REFX Ⓢ | 385        |
|            | 60 x 120 Fix      | PA3 60120REFX Ⓢ | 298        |
|            | 60 x 144 Fix      | PA3 60144REFX Ⓢ | 365        |
|            | 60 x 192 Fix      | PA3 60192REFX Ⓢ | 463        |
|            | 60 x 240 Fix      | PA3 60240REFX Ⓢ | 579        |

**To Order, Specify...**

- 1 Model Number
- 2 Top Material
- 3 Edge Style and Thickness
- 4 Edge Color
- 5 Base Color
- 6 Additional Options





| Veneer Wood   | Veneer 1 1/4" Wood   | Veneer 1 1/4" Wood   |
|---|--|--|
| Flat<br><br><b>VW2R</b><br>or<br><b>VW2S</b><br>1 1/4"     | Square<br><br><b>VWS2 VWS3</b><br>1 1/4" 1 3/4" | Bullnose<br><br><b>VWB2 VWB3</b><br>1 1/4" 1 3/4" |
| Fluted<br><br><b>VWF2R</b><br>or<br><b>VWF2S</b><br>1 1/4" | Fluted<br><br><b>VWF2 VWF3</b><br>1 1/4" 1 3/4" | Reverse Bevel<br><br><b>VWR2</b><br>1 1/4" only   |
| 1 1/4"  | 1 1/4"   | 1 3/4"   |
| 4457  | 4892   | 5058   |
| 4841  | 5322   | 5503   |
| 5190  | 5713   | 5908   |
| 5574  | 6136   | 6336   |
| 6771  | 6975   | 8102   |
| 8266  | 9060   | 9752   |
| 9934  | 10896  | 12449  |
| 8114  | 8674   | 9711   |
| 10098   | 10701  | 11092  |
| 12586   | 13165  | 13487  |
| 15547   | 17101  | 17823  |

**Finish Options**

|                             |        |
|-----------------------------|--------|
| Chrome .....                | \$ 165 |
| Nickel .....                | \$ 223 |
| Powder Coat, Standard ..... | n/c    |
| Powder Coat, Premium .....  | \$ 165 |
| Platinum .....              | \$ 488 |

**Top Options**

|                                      |            |
|--------------------------------------|------------|
| 2-Piece Top (120" length only) ..... | T2P \$ 629 |
| Special Laminate .....               | TSP call   |
| Custom Cutout (per cutout) .....     | TCC \$ 120 |

**Power + Data Options**

Please reference the Power + Data Price List

**Wire Management Options**

|   |            |
|---|------------|
| 1 Oval Brush Grommet, Location K .....              | WOK \$ 97  |
| 1 Oval Brush Grommet, Provide Location Print .....  | WOG \$ 97  |
| 1 Round Grommet, Location K .....                   | WRK \$ 76  |
| 1 Round Grommet, Provide Location Print .....       | WRG \$ 76  |
| Power Hatch (black), Available in 6" increments ... | WPH        |
| 24" or less (each) .....                            | \$ 256     |
| 25" to 48" (each) .....                             | \$ 333     |
| 49" to 81" (each) .....                             | \$ 405     |
| Accessory Wire Column .....                         | AWC \$ 280 |

Only available with Power Hatch



Questions?

800 876 2120












Ⓜ Indicates Number of Bases


Ⓜ Quickship Program Product  
For Quickship specification details,  
visit [www.versteel.com/quickship](http://www.versteel.com/quickship)

top >  
edge >

edge ordering code >  
or  
edge ordering code >  
top thickness >

edge ordering code >  
or  
edge ordering code >  
top thickness >  
top thickness price >







| Laminate<br>PVC   | Laminate<br>T-Mold  | Laminate<br>Wood   | Laminate<br>Soft PVC  | Laminate<br>1 1/2" Wood   | Laminate<br>1 1/2" Wood   |
|---|---|--|---|---|---|
| Flat  | Convex  | Flat   | Bumper  | Square  | Bullnose  |
|  |  |  |  |  |  |
| <b>LP2R LP3R</b>  | <b>LT2 LT3</b>  | <b>LW2R</b>  | <b>LB2R</b>   | <b>LWS2 LWS3</b>  | <b>LWB2 LWB3</b>  |
| 1 1/4" 1 3/4"   | 1 1/4" 1 3/4"   | 1 1/4"   | 1 1/4"  | 1 1/4" 1 3/4"   | 1 1/4" 1 3/4"   |
| Fluted  |   | Fluted   | Reverse Bevel<br>Acrylic  | Fluted  | Reverse Bevel   |
|  |   |  |  |  |  |
| <b>LPF2R LPF3R</b>  |   | <b>LWF2R</b>   | <b>LMRA2R</b>   | <b>LWF2 LWF3</b>  | <b>LWR2</b>   |
| 1 1/4" 1 3/4"   |   | 1 1/4"   | 1 1/4"  | 1 1/4" 1 3/4"   | 1 1/4" only   |
| 1 1/4" 1 3/4"   |   | 1 1/4"   |   | 1 1/4"  | 1 3/4"  |

| Base Style   | Table Description | Model #       | Product Wt |
|--|-------------------|---------------|------------|
| <br>PA3 | 42 x 84 Fix       | PA3 4284RAFX  | Ⓜ 143      |
|  | 42 x 96 Fix       | PA3 4296RAFX  | Ⓜ 160      |
|  | 48 x 96 Fix       | PA3 4896RAFX  | Ⓜ 176      |
|  | 48 x 120 Fix      | PA3 48120RAFX | Ⓜ 233      |
|  | 48 x 144 Fix      | PA3 48144RAFX | Ⓜ 272      |
|  | 60 x 144 Fix      | PA3 60144RAFX | Ⓜ 339      |
|  | 60 x 192 Fix      | PA3 60192RAFX | Ⓜ 437      |
|  | 60 x 240 Fix      | PA3 60240RAFX | Ⓜ 553      |

To Order, Specify...

- 1 Model Number
- 2 Top Material
- 3 Edge Style and Thickness
- 4 Edge Color
- 5 Base Color
- 6 Additional Options



| Veneer Wood   | Veneer 1 1/4" Wood   | Veneer 1 1/4" Wood   |
|---|--|--|
| Flat<br><br><b>VW2R</b><br>1 1/4"    | Square<br><br><b>VWS2 VWS3</b><br>1 1/4" 1 3/4" | Bullnose<br><br><b>VWB2 VWB3</b><br>1 1/4" 1 3/4" |
| Fluted<br><br><b>VWF2R</b><br>1 1/4" | Fluted<br><br><b>VWF2 VWF3</b><br>1 1/4" 1 3/4" | Reverse Bevel<br><br><b>VWR2</b><br>1 1/4" only   |
| 1 1/4"  | 1 1/4"   | 1 3/4"   |
| 6584  | 7254   | 7514   |
| 7156  | 7888   | 8153   |
| 7033  | 8082   | 8359   |
| 8473  | 9239   | 9773   |
| 10337   | 11268  | 12614  |
| 12179   | 13273  | 15161  |
| 15784   | 17204  | 19833  |
| 19922   | 22133  | 24591  |

**Finish Options**

|                             |        |
|-----------------------------|--------|
| Chrome .....                | \$ 165 |
| Nickel .....                | \$ 223 |
| Powder Coat, Standard ..... | n/c    |
| Powder Coat, Premium .....  | \$ 165 |
| Platinum .....              | \$ 488 |

**Top Options**

|                                      |                   |
|--------------------------------------|-------------------|
| 2-Piece Top (120" length only) ..... | <b>T2P</b> \$ 629 |
| Special Laminate .....               | <b>TSP</b> call   |
| Custom Cutout (per cutout) .....     | <b>TCC</b> \$ 120 |

**Power + Data Options**

Please reference the Power + Data Price List

**Wire Management Options**

|   |                   |
|---|-------------------|
| 1 Oval Brush Grommet, Location K .....              | <b>WOK</b> \$ 97  |
| 1 Oval Brush Grommet, Provide Location Print .....  | <b>WOG</b> \$ 97  |
| 1 Round Grommet, Location K .....                   | <b>WRK</b> \$ 76  |
| 1 Round Grommet, Provide Location Print .....       | <b>WRG</b> \$ 76  |
| Power Hatch (black), Available in 6" increments ... | <b>WPH</b>        |
| 24" or less (each) .....                            | \$ 256            |
| 25" to 48" (each) .....                             | \$ 333            |
| 49" to 81" (each) .....                             | \$ 405            |
| Accessory Wire Column .....                         | <b>AWC</b> \$ 280 |

Only available with Power Hatch



**Questions?**

800 876 2120

Ⓜ Indicates Number of Bases

Ⓜ Quickship Program Product  
For Quickship specification details,  
visit [www.versteel.com/quickship](http://www.versteel.com/quickship)

top >  
edge >

edge ordering code >  
or  
edge ordering code >  
top thickness >

edge ordering code >  
or  
edge ordering code >  
top thickness >  
top thickness price >

| Laminate PVC       | Laminate T-Mold          | Laminate Wood | Laminate Soft PVC     | Laminate 1 1/2" Wood | Laminate 1 1/2" Wood |       |       |
|--------------------|--------------------------|---------------|-----------------------|----------------------|----------------------|-------|-------|
| Flat               | Convex                   | Flat          | Bumper                | Square               | Bullnose             |       |       |
|                    |                          |               |                       |                      |                      |       |       |
| <b>LP2R LP3R</b>   | <b>LT2 LT3</b>           | <b>LW2R</b>   | <b>LB2R</b>           | <b>LWS2 LWS3</b>     | <b>LWB2 LWB3</b>     |       |       |
| 1 1/4" 1 3/4"      | 1 1/4" 1 3/4"            | 1 1/4"        | 1 1/4"                | 1 1/4" 1 3/4"        | 1 1/4" 1 3/4"        |       |       |
| Fluted             |                          | Fluted        | Reverse Bevel Acrylic | Fluted               | Reverse Bevel        |       |       |
|                    |                          |               |                       |                      |                      |       |       |
| <b>LPF2R LPF3R</b> |                          | <b>LWF2R</b>  | <b>LMRA2R</b>         | <b>LWF2 LWF3</b>     | <b>LWR2</b>          |       |       |
| 1 1/4" 1 3/4"      |                          | 1 1/4"        | 1 1/4"                | 1 1/4" 1 3/4"        | 1 1/4" only          |       |       |
| 1 1/4" 1 3/4"      |                          | 1 1/4"        |                       | 1 1/4"               | 1 3/4"               |       |       |
| <b>Boat</b>        |                          |               |                       |                      |                      |       |       |
| 42 x 48 x 96 Fix   | <b>PA3 4296BTFX</b> ⑥ Ⓜ  | 204           | 3523                  | 3724                 | 5049                 | 6437  | 7148  |
| 42 x 48 x 120 Fix  | <b>PA3 42120BTFX</b> ⑥ Ⓜ | 241           | 4088                  | 4323                 | 5797                 | 7324  | 8130  |
| 42 x 48 x 144 Fix  | <b>PA3 42144BTFX</b> ⑧   | 297           | 4963                  | 5246                 | 6859                 | 10440 | 11586 |
| 48 x 60 x 192 Fix  | <b>PA3 48192BTFX</b> ⑧   | 437           | 6888                  | 7279                 | 9252                 | 9628  | 10686 |
| 48 x 60 x 240 Fix  | <b>PA3 48240BTFX</b> ⑩   | 546           | 8385                  | 8848                 | 11188                | 15651 | 17374 |
| <b>Arc Boat</b>    |                          |               |                       |                      |                      |       |       |
| 42 x 48 x 96 Fix   | <b>PA3 4296ABFX</b> ⑥ Ⓜ  | 204           | 3523                  | 3724                 | 5049                 | 6437  | 7148  |
| 42 x 48 x 120 Fix  | <b>PA3 42120ABFX</b> ⑥ Ⓜ | 241           | 4088                  | 4323                 | 5797                 | 7324  | 8130  |
| 42 x 48 x 144 Fix  | <b>PA3 42144ABFX</b> ⑧   | 297           | 4963                  | 5246                 | 6859                 | 10440 | 11586 |
| 48 x 60 x 192 Fix  | <b>PA3 48192ABFX</b> ⑧   | 437           | 6888                  | 7279                 | 9252                 | 9628  | 10686 |
| 48 x 60 x 240 Fix  | <b>PA3 48240ABFX</b> ⑩   | 546           | 8385                  | 8848                 | 11188                | 15651 | 17374 |

**Base Style**

**Table Description**

**Model #**

**Product Wt**









PA3

**To Order, Specify...**

- ① Model Number
- ② Top Material
- ③ Edge Style and Thickness
- ④ Edge Color
- ⑤ Base Color
- ⑥ Additional Options



| Veneer Wood   | Veneer 1 1/4" Wood   | Veneer 1 1/4" Wood   |
|---|--|--|
| Flat<br><br><b>VW2R</b><br>1 1/4"    | Square<br><br><b>VWS2 VWS3</b><br>1 1/4" 1 3/4" | Bullnose<br><br><b>VWB2 VWB3</b><br>1 1/4" 1 3/4" |
| Fluted<br><br><b>VWF2R</b><br>1 1/4" | Fluted<br><br><b>VWF2 VWF3</b><br>1 1/4" 1 3/4" | Reverse Bevel<br><br><b>VWR2</b><br>1 1/4" only   |
| 1 1/4"  | 1 1/4"   | 1 3/4"   |
| 8364  | 8511   | 9447   |
| 10268   | 10412  | 11559  |
| 12983   | 13126  | 14571  |
| 16333   | 21443  | 23801  |
| 16535   | 23684  | 24013  |
| 8364  | 8511   | 9447   |
| 10268   | 10412  | 11559  |
| 12983   | 13126  | 14571  |
| 16333   | 21443  | 23801  |
| 16535   | 23684  | 24013  |

**Finish Options**

|                             |        |
|-----------------------------|--------|
| Chrome .....                | \$ 165 |
| Nickel .....                | \$ 223 |
| Powder Coat, Standard ..... | n/c    |
| Powder Coat, Premium .....  | \$ 165 |
| Platinum .....              | \$ 488 |

**Top Options**

|                                      |            |
|--------------------------------------|------------|
| 2-Piece Top (120" length only) ..... | T2P \$ 629 |
| Special Laminate .....               | TSP call   |
| Custom Cutout (per cutout) .....     | TCC \$ 120 |

**Power + Data Options**

Please reference the Power + Data Price List

**Wire Management Options**

|   |            |
|---|------------|
| 1 Oval Brush Grommet, Location K .....              | WOK \$ 97  |
| 1 Oval Brush Grommet, Provide Location Print .....  | WOG \$ 97  |
| 1 Round Grommet, Location K .....                   | WRK \$ 76  |
| 1 Round Grommet, Provide Location Print .....       | WRG \$ 76  |
| Power Hatch (black), Available in 6" increments ... | WPH        |
| 24" or less (each) .....                            | \$ 256     |
| 25" to 48" (each) .....                             | \$ 333     |
| 49" to 81" (each) .....                             | \$ 405     |
| Accessory Wire Column .....                         | AWC \$ 280 |

Only available with Power Hatch



**Questions?**

800 876 2120

Ⓜ Indicates Number of Bases

Ⓜ Quickship Program Product  
For Quickship specification details,  
visit [www.versteel.com/quickship](http://www.versteel.com/quickship)

edge ordering code (radius corner) >

or  
edge ordering code (square corner) >

top thickness >

edge ordering code (radius corner) >

or  
edge ordering code (square corner) >

top thickness >

top thickness price >







| Laminate PVC                   | Laminate T-Mold                | Laminate Wood                  | Laminate Soft PVC                | Laminate 1/2" Wood         | Laminate 1/2" Wood         |                            |
|--------------------------------|--------------------------------|--------------------------------|----------------------------------|----------------------------|----------------------------|----------------------------|
| Flat                           | Convex                         | Flat                           | Bumper                           | Square                     | Bullnose                   |                            |
|                                |                                |                                |                                  |                            |                            |                            |
| LP2R<br>or<br>LP2S<br>1 1/4"   | LP3R<br>or<br>LP3S<br>1 3/4"   | LT2<br>LT3<br>1 1/4" 1 3/4"    | LW2R<br>or<br>LW2S<br>1 1/4"     | LB2R<br>1 1/4"             | LWS2 LWS3<br>1 1/4" 1 3/4" | LWB2 LWB3<br>1 1/4" 1 3/4" |
| Fluted                         |                                | Fluted                         | Reverse Bevel Acrylic            | Fluted                     | Reverse Bevel              |                            |
|                                |                                |                                |                                  |                            |                            |                            |
| LPF2R<br>or<br>LPF2S<br>1 1/4" | LPF3R<br>or<br>LPF3S<br>1 3/4" | LWF2R<br>or<br>LWF2S<br>1 1/4" | LMRA2R<br>or<br>LMRA2S<br>1 1/4" | LWF2 LWF3<br>1 1/4" 1 3/4" | LWR2<br>1 1/4" only        |                            |
| 1 1/4"                         | 1 3/4"                         | 1 1/4"                         | 1 1/4"                           | 1 1/4"                     | 1 3/4"                     |                            |

| Base Style        | Table Description           | Model #           | Product Wt |
|-------------------|-----------------------------|-------------------|------------|
|                   | <b>Video Conference</b>     |                   |            |
|                   | 36 x 48 x 96 Fix            | PA3 3696VCFX Ⓜ Ⓜ  | 191        |
|                   | 36 x 48 x 120 Fix           | PA3 36120VCFX Ⓜ Ⓜ | 225        |
|                   | 36 x 48 x 144 Fix           | PA3 36144VCFX Ⓜ   | 277        |
|                   | 48 x 60 x 120 Fix           | PA348120VCFX Ⓜ Ⓜ  | 274        |
|                   | 48 x 60 x 144 Fix           | PA3 48144VCFX Ⓜ   | 336        |
|                   | 48 x 60 x 192 Fix           | PA3 48192VCFX Ⓜ   | 442        |
|                   | 48 x 60 x 240 Fix           | PA3 48240VCFX Ⓜ   | 530        |
|                   | <b>Video Arc Conference</b> |                   |            |
|                   | 36 x 48 x 96 Fix            | PA3 3696AVFX Ⓜ Ⓜ  | 191        |
|                   | 36 x 48 x 120 Fix           | PA3 36120AVFX Ⓜ Ⓜ | 225        |
|                   | 36 x 48 x 144 Fix           | PA3 36144AVFX Ⓜ   | 277        |
|                   | 48 x 60 x 120 Fix           | PA348120AVFX Ⓜ Ⓜ  | 274        |
|                   | 48 x 60 x 144 Fix           | PA3 48144AVFX Ⓜ   | 336        |
| 48 x 60 x 192 Fix | PA3 48192AVFX Ⓜ             | 442               |            |
| 48 x 60 x 240 Fix | PA3 48240AVFX Ⓜ             | 530               |            |

**To Order, Specify...**

- 1 Model Number
- 2 Top Material
- 3 Edge Style and Thickness
- 4 Edge Color
- 5 Base Color
- 6 Additional Options



| Veneer Wood   | Veneer 1 1/4" Wood  | Veneer 1 1/4" Wood  |
|---|---|---|
| Flat<br><br><b>VW2R</b><br>or<br><b>VW2S</b><br>1 1/4"     | Square<br><br><b>VWS2</b> <b>VWS3</b><br>1 1/4" 1 3/4" | Bullnose<br><br><b>VWB2</b> <b>VWB3</b><br>1 1/4" 1 3/4" |
| Fluted<br><br><b>VWF2R</b><br>or<br><b>VWF2S</b><br>1 1/4" | Fluted<br><br><b>VWF2</b> <b>VWF3</b><br>1 1/4" 1 3/4" | Reverse Bevel<br><br><b>VWR2</b><br>1 1/4" only          |
| 1 1/4"  | 1 1/4"  | 1 3/4"  |
| 8019  | 8860  | 9137  |
| 8738  | 9610  | 10674   |
| 11242   | 12362   | 13764   |
| 11804   | 12981   | 14452   |
| 12392   | 15280   | 15426   |
| 13678   | 20093   | 20240   |
| 15617   | 23777   | 23924   |
| 8019  | 8860  | 9137  |
| 8738  | 9610  | 10674   |
| 11242   | 12362   | 13764   |
| 11804   | 12981   | 14452   |
| 12392   | 15280   | 15426   |
| 13678   | 20093   | 20240   |
| 15617   | 23777   | 23924   |

**Finish Options**

|                             |        |
|-----------------------------|--------|
| Chrome .....                | \$ 165 |
| Nickel .....                | \$ 223 |
| Powder Coat, Standard ..... | n/c    |
| Powder Coat, Premium .....  | \$ 165 |
| Platinum .....              | \$ 488 |

**Top Options**

|                                      |                   |
|--------------------------------------|-------------------|
| 2-Piece Top (120" length only) ..... | <b>T2P</b> \$ 629 |
| Special Laminate .....               | <b>TSP</b> call   |
| Custom Cutout (per cutout) .....     | <b>TCC</b> \$ 120 |

**Power + Data Options**

Please reference the Power + Data Price List

**Wire Management Options**

|   |                   |
|---|-------------------|
| 1 Oval Brush Grommet, Location K .....              | <b>WOK</b> \$ 97  |
| 1 Oval Brush Grommet, Provide Location Print .....  | <b>WOG</b> \$ 97  |
| 1 Round Grommet, Location K .....                   | <b>WRK</b> \$ 76  |
| 1 Round Grommet, Provide Location Print .....       | <b>WRG</b> \$ 76  |
| Power Hatch (black), Available in 6" increments ... | <b>WPH</b>        |
| 24" or less (each) .....                            | \$ 256            |
| 25" to 48" (each) .....                             | \$ 333            |
| 49" to 81" (each) .....                             | \$ 405            |
| Accessory Wire Column .....                         | <b>AWC</b> \$ 280 |

Only available with Power Hatch













**Questions?**


800 876 2120

top >  
edge >

edge ordering code (radius corner) >  
or  
edge ordering code (square corner) >  
top thickness >

edge ordering code (radius corner) >  
or  
edge ordering code (square corner) >  
top thickness >  
top thickness price >

| Laminate<br>PVC   | Laminate<br>Wood  | Laminate<br>1 1/4" Wood  | Veneer<br>Wood  | Veneer<br>1 1/4" Wood   |
|---|---|--|---|---|
| Flat<br>   | Flat<br>   | Square<br> | Flat<br>   | Square<br> |
| <b>LP2R</b><br>or<br><b>LP2S</b><br>1 1/4"  | <b>LW2R</b><br>or<br><b>LW2S</b><br>1 1/4"  | <b>LWS2</b><br>1 1/4"  | <b>VW2R</b><br>or<br><b>VW2S</b><br>1 1/4"  | <b>VWS2</b><br>1 1/4"   |
| Fluted<br> | Fluted<br> | Fluted<br> | Fluted<br> | Fluted<br> |
| <b>LPF2R</b><br>or<br><b>LPF2S</b><br>1 1/4"  | <b>LWF2R</b><br>or<br><b>LWF2S</b><br>1 1/4"  | <b>LWF2</b><br>1 1/4"  | <b>VWF2R</b><br>or<br><b>VWF2S</b><br>1 1/4"  | <b>VWF2</b><br>1 1/4"   |
| 1 1/4"  | 1 1/4"  | 1 1/4"   | 1 1/4"  | 1 1/4"  |

| Base Style   | Table Description    | Model #             | Product Wt |
|--|----------------------|---------------------|------------|
| <br>PAZ | 20 x 60 Fix w/FixMod | <b>PAZ 2060REFX</b> | 51         |
|  | 20 x 72 Fix w/FixMod | <b>PAZ 2072REFX</b> | 61         |
|  | 20 x 84 Fix w/FixMod | <b>PAZ 2084REFX</b> | 71         |
|  | 24 x 60 Fix w/FixMod | <b>PAZ 2460REFX</b> | 59         |
|  | 24 x 72 Fix w/FixMod | <b>PAZ 2472REFX</b> | 70         |
|  | 24 x 84 Fix w/FixMod | <b>PAZ 2484REFX</b> | 82         |
|  | 30 x 60 Fix w/FixMod | <b>PAZ 3060REFX</b> | 70         |
|  | 30 x 72 Fix w/FixMod | <b>PAZ 3072REFX</b> | 84         |
|  | 30 x 84 Fix w/FixMod | <b>PAZ 3084REFX</b> | 98         |

**To Order, Specify...**

- 1 Model Number
- 2 Top Material
- 3 Edge Style and Thickness
- 4 Edge Color
- 5 Base Color
- 6 Additional Options





**Finish Options**

|                             |        |
|-----------------------------|--------|
| Chrome .....                | \$ 165 |
| Nickel .....                | \$ 223 |
| Powder Coat, Standard ..... | n/c    |
| Powder Coat, Premium .....  | \$ 165 |
| Platinum .....              | \$ 488 |

**Top Options**

|                                  |     |        |
|----------------------------------|-----|--------|
| Special Laminate .....           | TSP | call   |
| Custom Cutout (per cutout) ..... | TCC | \$ 120 |

**Power + Data Options**

Please reference the Power + Data Price List

**Wire Management Options**

|   |     |       |
|---|-----|-------|
| Plastic Legway .....                          | WPL | \$ 78 |
| 1 Round Grommet, Provide Location Print ..... | WRG | \$ 76 |













**Questions?**

800 876 2120

top >  
edge >

edge ordering code (radius corner) >  
or  
edge ordering code (square corner) >  
top thickness >

edge ordering code (radius corner) >  
or  
edge ordering code (square corner) >  
top thickness >  
top thickness price >

| Laminate PVC  | Laminate Wood   | Laminate 1 1/4" Wood   | Veneer Wood   | Veneer 1 1/4" Wood  |
|---|---|--|---|---|
| Flat  | Flat  | Square   | Flat  | Square  |
|  |  |  |  |  |
| <b>LP2R</b><br>or<br><b>LP2S</b><br>1 1/4"  | <b>LW2R</b><br>or<br><b>LW2S</b><br>1 1/4"  | <b>LWS2</b><br>1 1/4"  | <b>VW2R</b><br>or<br><b>VW2S</b><br>1 1/4"  | <b>VWS2</b><br>1 1/4"   |
| Fluted  | Fluted  | Fluted   | Fluted  | Fluted  |
|  |  |  |  |  |
| <b>LPF2R</b><br>or<br><b>LPF2S</b><br>1 1/4"                                      | <b>LWF2R</b><br>or<br><b>LWF2S</b><br>1 1/4"                                      | <b>LWF2</b><br>1 1/4"  | <b>VWF2R</b><br>or<br><b>VWF2S</b><br>1 1/4"  | <b>VWF2</b><br>1 1/4"   |
| 1 1/4"  | 1 1/4"  | 1 1/4"   | 1 1/4"  | 1 1/4"  |

**Base Style**

**Table Description**

**Model #**

**Product Wt**



PAD

|             |                     |     |
|-------------|---------------------|-----|
| 36 x 72 Fix | <b>PAD 3672REFX</b> | 122 |
| 36 x 84 Fix | <b>PAD 3684REFX</b> | 136 |
| 36 x 96 Fix | <b>PAD 3696REFX</b> | 150 |
| 42 x 72 Fix | <b>PAD 4272REFX</b> | 136 |
| 42 x 84 Fix | <b>PAD 4284REFX</b> | 152 |
| 42 x 96 Fix | <b>PAD 4296REFX</b> | 168 |
| 48 x 72 Fix | <b>PAD 4872REFX</b> | 150 |
| 48 x 84 Fix | <b>PAD 4884REFX</b> | 168 |
| 48 x 96 Fix | <b>PAD 4896REFX</b> | 187 |

**To Order, Specify...**

- 1 Model Number
- 2 Top Material
- 3 Edge Style and Thickness
- 4 Edge Color
- 5 Base Color
- 6 Additional Options



**Finish Options**

|                             |        |
|-----------------------------|--------|
| Chrome .....                | \$ 165 |
| Nickel .....                | \$ 223 |
| Powder Coat, Standard ..... | n/c    |
| Powder Coat, Premium .....  | \$ 165 |
| Platinum .....              | \$ 488 |

**Top Options**

|                                  |     |        |
|----------------------------------|-----|--------|
| Special Laminate .....           | TSP | call   |
| Custom Cutout (per cutout) ..... | TCC | \$ 120 |

**Power + Data Options**

Please reference the Power + Data Price List

**Wire Management Options**

|   |     |       |
|---|-----|-------|
| Plastic Legway .....                          | WPL | \$ 78 |
| 1 Round Grommet, Provide Location Print ..... | WRG | \$ 76 |


**Laminate, Standard Core Construction**

The standard top construction consists of 45-50 lb particleboard, surfaced with a high pressure laminate on all sides of the top and legs. Laminate panels are 2" thick. Table is predrilled for field installation.

Integrated under surface wire management channel consists of two (2) 1 1/2" thick panels with a powder coated metal cover plate. For a Parsons Table specified in Wilsonart D354-60 Designer White laminate, the under surface wire management channel cover plate will be Snow (PSNO) powder coat. When table is specified in any other laminate, cover plate will be Alloy (PALY) powder coat.

**Table Height**

Parsons table is offered in 29", 36" and 42" heights. Alternate heights are available, contact Versteel Customer Service for a quote.

**Glides**

Parsons table is standard with nylon adjustable glides.

**Laminates**

Versteel's standard offering of laminates includes over 900 laminates from Formica, Nevamar, Pionite and Wilsonart.

Laminate manufacturers change standard offerings frequently, making it possible a standard product can become unavailable. Versteel cannot be responsible for any inconvenience this may cause.

**Wire Management**
**Integrated Wire Management - \$175/panel**

Specify code **BWP** (One Panel Wire Management), add \$182 list per table.

Specify code **BWP2** (Two Panel Wire Management), add \$364 list per table.

The core of the end panel contains a 2" concealed channel to allow for integrated wire management with access at the bottom of the end panel through a 2 1/4" round grommet.

**Power Bay - \$1296 / unit**

Specify code *EPB\_* (Power Bay - Location\_), add \$1296.00 list per Power Bay for first unit per table and \$1296.00 for each additional unit.

For clear anodized aluminum finish, add \$141 list per unit

The flush mount Power Bay electrical unit(s) is factory installed in the specified location. Choose any standard powder coat, or Clear Anodized Aluminum, for bezel and door.

**SPECIFICATIONS**

- One 10' cord, one 15 amp circuit, standard grounded plug
- Surge protection
- Four electrical outlets per unit
- Data plate with 9 slots



**NOTE** FOR MORE PLANNING AND ORDERING  
DETAIL INFORMATION SEE ELECTRICAL PLANNING  
SECTION PAGES 23-37

**NOTE** USE POWER BAY DATA PLATE GUIDELINES TO SPECIFY DATA JACKS

?

**1 Power Bay - Provide Location Print**  
**\$1296 / table**

Specify code *EPB1* (1 Power Bay - Provide Location Print), add \$1296.00 list per table

One flush mount Power Bay electrical unit is factory installed in the top location indicated by specifier's print.

??

**2 Power Bays - Provide Location Print**  
**\$2592 / table**

Specify code *EPB2* (2 Power Bays - Provide Location Print), add \$2592.00 list per table

Two flush mount Power Bay electrical units are factory installed in the top locations indicated by specifier's print.

???

**3 Power Bays - Provide Location Print**  
**\$3888 / table**

Specify code *EPB3* (3 Power Bays - Provide Location Print), add \$3888.00 list per table

Three flush mount Power Bay electrical units are factory installed in the top locations indicated by specifier's print.

????

**4 Power Bays - Provide Location Print**  
**\$5184 / table**

Specify code *EPB4* (4 Power Bays - Provide Location Print), add \$5184.00 list per table

Four flush mount Power Bay electrical units are factory installed in the top locations indicated by specifier's print.

**Power Bay Data Plate Guidelines**

The Power Bay Data Plate has (9) available slots for data jacks. Listed below are specification codes, number of slots each jack will occupy, and pricing.

| Jack Type     | Specify Code | Number of Slots | List Price per Jack Type |
|---------------|--------------|-----------------|--------------------------|
| Data          | DA           | 1               | \$45                     |
| Voice         | VO           | 1               | \$19                     |
| Mini Stereo   | MS           | 1               | \$22                     |
| VGA           | VG           | 2               | \$32                     |
| HDMI          | HD           | 2               | \$104                    |
| USB           | US           | 2               | \$47                     |
| Data Coupler  | DD           | 1               | \$143                    |
| Voice Coupler | VV           | 1               | \$5                      |



**Questions?**  
800 876 2120

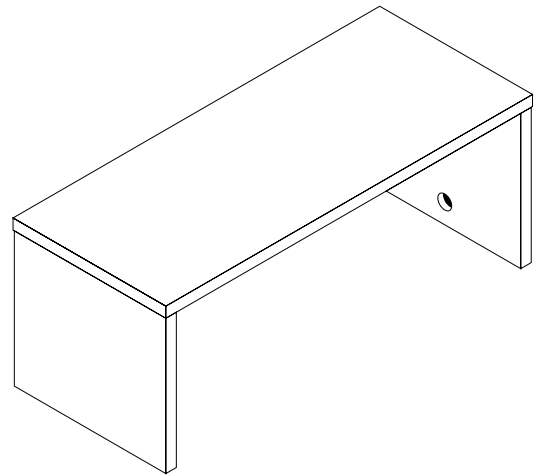
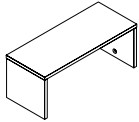
**Power + Data Options**

Please reference the Parsons Table Power + Data section or the Power + Data Price List

**Wire Management Options**

One Panel Wire Management .....BWP \$ 182  
Two Panel Wire Management .....BWP2 \$ 364

| Description       | Model #             | Product Wt | Price |
|-------------------|---------------------|------------|-------|
| <b>29" Height</b> |                     |            |       |
| 18 x 72           | <b>PR1 1872H29</b>  | 193        | 4177  |
| 18 x 96           | <b>PR1 1896H29</b>  | 240        | 4848  |
| 18 x 120          | <b>PR1 18120H29</b> | 288        | 5901  |
| 24 x 72           | <b>PR1 2472H29</b>  | 233        | 4820  |
| 24 x 96           | <b>PR1 2496H29</b>  | 288        | 5607  |
| 24 x 120          | <b>PR1 24120H29</b> | 343        | 6780  |
| 30 x 72           | <b>PR1 3072H29</b>  | 274        | 5458  |
| 30 x 96           | <b>PR1 3096H29</b>  | 336        | 6365  |
| 30 x 120          | <b>PR1 30120H29</b> | 399        | 7654  |
| 36 x 72           | <b>PR1 3672H29</b>  | 315        | 6325  |
| 36 x 96           | <b>PR1 3696H29</b>  | 385        | 7735  |
| 36 x 120          | <b>PR1 36120H29</b> | 455        | 8913  |
| 42 x 72           | <b>PR1 4272H29</b>  | 355        | 6966  |
| 42 x 96           | <b>PR1 4296H29</b>  | 433        | 8491  |
| 42 x 120          | <b>PR1 42120H29</b> | 510        | 9790  |



**To Order, Specify...**

- ① Model Number
- ② Laminate Code
- ③ Additional Options

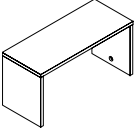


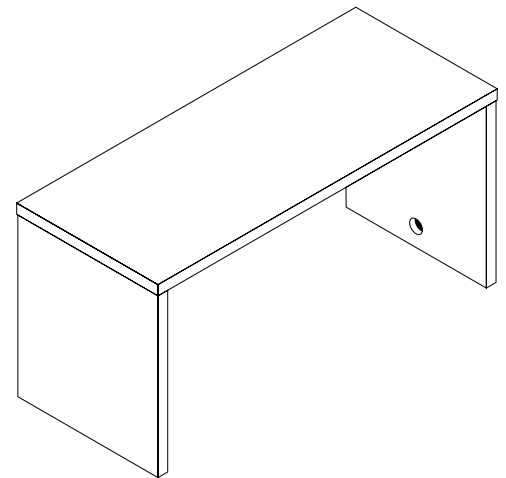
**Power + Data Options**

Please reference the Parsons Table Power + Data section or the Power + Data Price List

**Wire Management Options**

One Panel Wire Management .....BWP \$ 182  
Two Panel Wire Management .....BWP2 \$ 364

|   | Description       | Model #      | Product Wt | Price |
|---|-------------------|--------------|------------|-------|
|  | <b>36" Height</b> |              |            |       |
|   | 18 x 72           | PRI 1872H36  | 206        | 4612  |
|   | 18 x 96           | PRI 1896H36  | 253        | 5358  |
|   | 18 x 120          | PRI 18120H36 | 301        | 6107  |
|   | 24 x 72           | PRI 2472H36  | 251        | 5321  |
|   | 24 x 96           | PRI 2496H36  | 306        | 6187  |
|   | 24 x 120          | PRI 24120H36 | 361        | 7054  |
|   | 30 x 72           | PRI 3072H36  | 296        | 6030  |
|   | 30 x 96           | PRI 3096H36  | 358        | 7015  |
|   | 30 x 120          | PRI 30120H36 | 421        | 8001  |
|   | 36 x 72           | PRI 3672H36  | 341        | 6738  |
|   | 36 x 96           | PRI 3696H36  | 411        | 8146  |
|   | 36 x 120          | PRI 36120H36 | 481        | 9328  |
|   | 42 x 72           | PRI 4272H36  | 386        | 7450  |
|   | 42 x 96           | PRI 4296H36  | 463        | 8974  |
|   | 42 x 120          | PRI 42120H36 | 541        | 10275 |





**Questions?**  
800 876 2120

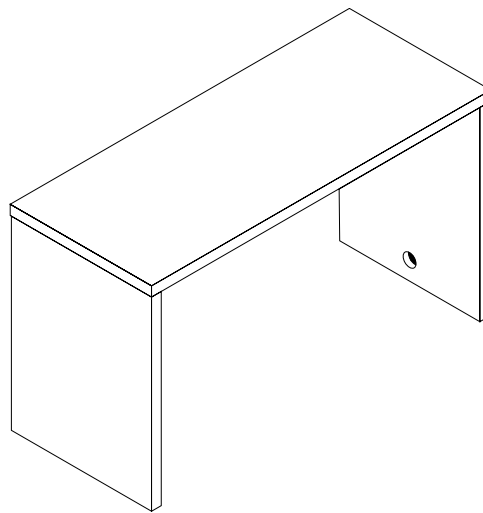
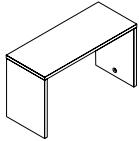
**Power + Data Options**

Please reference the Parsons Table Power + Data section or the Power + Data Price List

**Wire Management Options**

One Panel Wire Management .....BWP \$ 182  
Two Panel Wire Management .....BWP2 \$ 364

| Description       | Model #             | Product Wt | Price |
|-------------------|---------------------|------------|-------|
| <b>42" Height</b> |                     |            |       |
| 18 x 72           | <b>PR1 1872H42</b>  | 217        | 4788  |
| 18 x 96           | <b>PR1 1896H42</b>  | 265        | 5536  |
| 18 x 120          | <b>PR1 18120H42</b> | 312        | 6286  |
| 24 x 72           | <b>PR1 2472H42</b>  | 266        | 5557  |
| 24 x 96           | <b>PR1 2496H42</b>  | 321        | 6426  |
| 24 x 120          | <b>PR1 24120H42</b> | 376        | 7290  |
| 30 x 72           | <b>PR1 3072H42</b>  | 315        | 6325  |
| 30 x 96           | <b>PR1 3096H42</b>  | 377        | 7310  |
| 30 x 120          | <b>PR1 30120H42</b> | 440        | 8293  |
| 36 x 72           | <b>PR1 3672H42</b>  | 363        | 7094  |
| 36 x 96           | <b>PR1 3696H42</b>  | 433        | 8501  |
| 36 x 120          | <b>PR1 36120H42</b> | 503        | 9681  |
| 42 x 72           | <b>PR1 4272H42</b>  | 412        | 7862  |
| 42 x 96           | <b>PR1 4296H42</b>  | 490        | 9388  |
| 42 x 120          | <b>PR1 42120H42</b> | 567        | 10688 |



**To Order, Specify...**

- ① Model Number
- ② Laminate Code
- ③ Additional Options



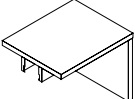


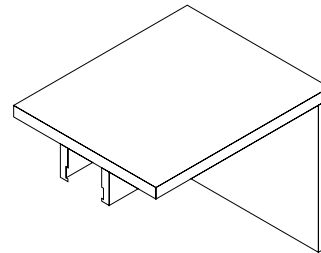
**Power + Data Options**

Please reference the Parsons Table Power + Data section or the Power + Data Price List

**Wire Management Options**

One Panel Wire Management .....BWP \$ 182  
Two Panel Wire Management .....BWP2 \$ 364

|   | Description | Model #      | Product Wt | Price |
|---|-------------|--------------|------------|-------|
|  | Parsons ADA |              |            |       |
|   | 30 x 36     | PR1 A3036H29 | 111        | 4100  |
|   | 36 x 36     | PR1 A3636H29 | 122        | 4561  |
|   | 42 x 36     | PR1 A4236H29 | 133        | 5024  |




**Tops**

Performance tables are available in various top shapes and sizes, in laminate or veneer with a 1 ¼" or 1 ½" edge thickness. Larger top sizes are standard with a 1 ½" edge thickness.

**Bases**

Numerous base styles including X1, X1S, X4, P3, P4, T1 and T2 are available. Many are offered with fixed, folding, tilt and slim-tilt functions. The T and X bases have brazed and polished end caps.

**Table Heights**

Round and square tables are standard in 29" or 42" table heights. Additional top shapes are standard in 29" table height.

**Features + Options**

Tables are standard with nylon adjustable glides. Optional casters and table link are available where applicable. Additional options are available, refer to Options pages.

**Power + Data**

To complete your specification, power and data along with wire management options can be added to your table. Refer to the Power + Data Price List.

**NOTE** EXCLUSIONS REGARDING EDGE THICKNESS, BASE FUNCTIONS AND HEIGHT MAY APPLY, REFER TO INDIVIDUAL PRICING PAGES FOR COMPLETE PRODUCT OFFERING

**Quickship Program**

Available for select products in the Performance series. Tables must be specified with a laminate top, either a PVC edge or a flat wood edge and powder coat base finish.

The Versteel Quickship Program consists of up to 50 tables, 25 tables with modesty panels or 100 chairs in 10 working days from time of order (received by 12pm EST). Orders must be accompanied by final material and finish specifications for order entry. They must be clearly marked "Quickship" and consist of products from the program. Quickship orders cannot be changed or cancelled, and credit approval must be acquired within 24 hours.

For additional information see [Versteel.com](http://Versteel.com).

**Laminate and Veneer, Standard Core Construction**

The standard top construction consists of 45-50 lb particleboard, surfaced with a high pressure laminate or plain sliced veneer face. A backer sheet is laminated to the underside of the top. Tops are shipped pre-drilled for field installation of bases and accessories.



**PVC Flat or Fluted Edge**

Edge of 2mm PVC hot melt banded to the top with 1/8" radius at the top and bottom. Available with 1 1/2" radius corners or square corners.



Offered in twenty-one (21) standard colors.



**Convex T-Mold Edge**

Edge of 5/16" thick solid vinyl convex t-mold with 1 1/2" radius corners.

Offered in four (4) standard colors.



**Wood Flat or Fluted Edge**

Wood banding hot melt banded to the top with 1/8" radius at the top and bottom. Available with 1 1/2" radius corners or square corners.



Offered in Ash, Cherry, Maple or Walnut materials.



**Bumper Edge**

Exposed ply core banding with rubberized 5/16" width bumper in the center of profile. Corners with 1 1/2" radius are available on tables with 1 1/4" edge thickness.

Offered in black bumper standard color.



**Reverse Bevel Acrylic**

Edge of 2mm acrylic edge banding hot melt banded to MDF core. A reverse bevel is then cut into the edge exposing the MDF on the reverse bevel. The MDF is then clear coated.



**Wood Square or Fluted Edge**

Edge of 1 1/4" wide solid wood with softened top and bottom edges, and square, softened mitered corners.



Offered in Ash, Cherry, Maple or Walnut materials.



**Wood Bullnose Edge**

Edge of 1 1/4" wide solid wood with a full bullnose edge, and 1" radius mitered corners.



Offered in Ash, Cherry, Maple or Walnut materials.

**Shipping Schedule**

**Standard Items**

|                              |                 |
|------------------------------|-----------------|
| Laminate, Convex T-Mold Edge | 3-5 WEEKS       |
| Laminate, PVC Edge           | 3-5 WEEKS       |
| Laminate, Wood Edge          | 3-5 WEEKS       |
| Veneer, Wood Edge            | 6-8 WEEKS       |
| Quickship Products           | 10 WORKING DAYS |

Contact Versteel Customer Service for special lead time requests.

**BIFMA**

All Versteel products are constructed to pass the relevant ANSI/BIFMA standards. For more detailed specifications by series and base style, contact Versteel Customer Service at 800.876.2120.

Additional information regarding warranty, terms and conditions, shipping, care and maintenance, etc. can be found in the All Tables price list.

**To Order, Specify...**

- 1 Model Number, include top and edge style
- 2 Top Material
  - a. Laminate manufacturer and color
  - b. Veneer species and finish color
- 3 Edge Style and Thickness
- 4 Edge Color
- 5 Base Color
- 6 Additional Options



A **PEX1 42RDFX LP2R** is a Performance series 42" round table with fixed base, a laminate 1 1/2" thick top with a PVC edge.

The codes **TW D354-60 / CSNO / ECHR** specify a Wilsonart D354-60 Designer White laminate, Snow PVC and Chrome base.

**Model Number** **PEX1 42RDFX LP2R**



**Orders may be sent via**

**Mailing Address**  
Versteel  
2332 Cathy Lane  
Jasper IN 47546

**Contact Versteel**

**Email** contact@versteel.com  
**Phone** 800 876 2120  
812 634 2120  
**Fax** 812 482 9318

**Laminate**

Versteel's standard offering of laminates includes over 900 laminates from Formica, Nevamar, Pionite and Wilsonart.

Laminate manufacturers change standard offerings frequently, making it possible a standard product can become unavailable. Versteel cannot be responsible for any inconvenience this may cause.

**Veneer**

Performance tables are available with plain sliced Ash, Cherry, Maple and Walnut veneers.

**Veneer Species**

|                  |      |                  |      |
|------------------|------|------------------|------|
| Ash . . . . .    | AP01 | Maple. . . . .   | MP01 |
| Cherry . . . . . | CP01 | Walnut . . . . . | WP01 |

**Veneer Finish**

**Ash**

|                   |      |                   |      |
|-------------------|------|-------------------|------|
| Beach. . . . .    | VBEA | Fog . . . . .     | VFOG |
| Chestnut. . . . . | VCHE | Pebble . . . . .  | VPEB |
| Drift . . . . .   | VDRI | Whisper . . . . . | VWHI |
| Fawn . . . . .    | VFAW |                   |      |

**Cherry**

|                           |      |                          |      |
|---------------------------|------|--------------------------|------|
| Blossom Cherry . . . . .  | VBLC | Java Cherry. . . . .     | VJAC |
| Cordovan Cherry . . . . . | VCNC | Millwork Cherry. . . . . | VMWC |
| Golden Cherry . . . . .   | VGNC |                          |      |

**Maple**

|                         |      |                       |      |
|-------------------------|------|-----------------------|------|
| Caramel Maple . . . . . | VCMM | Sugar Maple . . . . . | VSUM |
| Solar Maple. . . . .    | VSLM |                       |      |

**Walnut**

|                           |      |                         |      |
|---------------------------|------|-------------------------|------|
| Brighton Walnut . . . . . | VBRW | Natural Walnut. . . . . | VNAW |
| Espresso Walnut. . . . .  | VESW |                         |      |

**PVC Edge Colors**

|                           |      |                            |      |
|---------------------------|------|----------------------------|------|
| Absolute Acajou . . . . . | CABA | Nimbus. . . . .            | CNIM |
| Alloy. . . . .            | CALY | Pearl . . . . .            | CPEA |
| Carbon. . . . .           | CCAR | Platinum. . . . .          | CPLA |
| Champagne . . . . .       | CCHA | Pralines & Cream . . . . . | CPRC |
| Coconut . . . . .         | CCOC | Shadow . . . . .           | CSHA |
| Ebony. . . . .            | CEBO | Snow . . . . .             | CSNO |
| Florence Walnut . . . . . | CFLW | Stone . . . . .            | CSTO |
| Fossil . . . . .          | CFOS | Storm . . . . .            | CSTM |
| Graphite . . . . .        | CGRA | Whisper . . . . .          | CWHI |
| Grey. . . . .             | CGRE | White Linen . . . . .      | CWHL |
| Kensington Maple. . . . . | CKEM |                            |      |

**T-Mold Edge Colors**

|                    |      |                 |      |
|--------------------|------|-----------------|------|
| Ebony. . . . .     | TEBO | Nimbus. . . . . | TNIM |
| Graphite . . . . . | TGRA | Storm. . . . .  | TSTM |

**Wood Edge Species**

|                  |     |                  |     |
|------------------|-----|------------------|-----|
| Ash . . . . .    | A01 | Maple. . . . .   | M01 |
| Cherry . . . . . | C01 | Walnut . . . . . | W01 |

**Wood Edge Finishes**

**Ash**

|                   |      |                   |      |
|-------------------|------|-------------------|------|
| Beach. . . . .    | WBEA | Fog . . . . .     | WFOG |
| Chestnut. . . . . | WCHE | Pebble . . . . .  | WPEB |
| Drift . . . . .   | WDRI | Whisper . . . . . | WWHI |
| Fawn . . . . .    | WFAW |                   |      |

**Cherry**

|                           |      |                          |      |
|---------------------------|------|--------------------------|------|
| Blossom Cherry . . . . .  | WBLC | Java Cherry. . . . .     | WJAC |
| Cordovan Cherry . . . . . | WCNC | Millwork Cherry. . . . . | WMWC |
| Golden Cherry . . . . .   | WGNC |                          |      |

**Maple**

|                         |      |                       |      |
|-------------------------|------|-----------------------|------|
| Caramel Maple . . . . . | WCMM | Sugar Maple . . . . . | WSUM |
| Solar Maple. . . . .    | WSLM |                       |      |

**Walnut**

|                           |      |                         |      |
|---------------------------|------|-------------------------|------|
| Brighton Walnut . . . . . | WBRW | Natural Walnut. . . . . | WNAW |
| Espresso Walnut. . . . .  | WESW |                         |      |

**Studio Steel®**

Versteel's "urban fabrication" process leaves the telltale signs of welding and assembly on the surface, highlighting a manufacturing aesthetic. Choosing a clear or transparent powder coat is recommended, allowing tonal striations (created as a result of extreme heat), natural textures, and the inherent qualities of raw steel to show through.

Studio Steel Process . . . . . \$165

**Powder Coat Finishes**

All powder coat finishes in the Versteel offering have been formulated with the use of epoxy, polyester or epoxy and polyester blends to maximize the finish durability.

**Powder Coat Finish Options**

Powder Coat - Standard . . . . . n/c  
 Powder Coat - Premium (Hope) . . . . . \$165  
 Powder Coat - Premium (Platinum) . . . . . \$488

**Powder Coat Colors**

|                          |       |                           |       |
|--------------------------|-------|---------------------------|-------|
| Alloy . . . . .          | .PALY | Mint . . . . .            | .PMNT |
| Amethyst . . . . .       | .PAME | Navy . . . . .            | .PNAV |
| Anthracite . . . . .     | .PANT | Nimbus . . . . .          | .PNIM |
| Black Anodized . . . . . | .PBLA | Nutmeg . . . . .          | .PNUT |
| Bronze . . . . .         | .PBRO | ◆ Pacific . . . . .       | .PPAC |
| Calypso . . . . .        | .PCAL | Pearl . . . . .           | .PPEA |
| Carbon . . . . .         | .PCAR | Pebble . . . . .          | .PPEB |
| Champagne . . . . .      | .PCHA | Ⓟ Platinum . . . . .      | .PPLA |
| Coconut . . . . .        | .PCOC | Poppy . . . . .           | .PPOP |
| ◆ Copper . . . . .       | .PCOP | ◆ Raven . . . . .         | .PRAV |
| Crimson . . . . .        | .PCRI | Royal . . . . .           | .PROY |
| ◆ Crystal . . . . .      | .PCRY | Seaside . . . . .         | .PSEA |
| Daffodil . . . . .       | .PDAF | Shipyards . . . . .       | .PSHI |
| Ebony . . . . .          | .PEBO | Silver . . . . .          | .PSIL |
| Forest . . . . .         | .PFOR | Snow . . . . .            | .PSNO |
| Fossil . . . . .         | .PFOS | Stone . . . . .           | .PSTO |
| ◆ Garnet . . . . .       | .PGAR | Storm . . . . .           | .PSTM |
| ◆ Gold . . . . .         | .PGOL | Terra Cotta . . . . .     | .PTEC |
| Graphite . . . . .       | .PGRA | Whisper . . . . .         | .PWHI |
| Ⓟ Hope . . . . .         | .PHOP | White Linen . . . . .     | .PWHL |
| Kelly Green . . . . .    | .PKEG | Powder Coat Alternative . | .OPA  |
| ◆ Matte . . . . .        | .PMAT |                           |       |
| Mica . . . . .           | .PMIC |                           |       |

**Transparent Powder Coats (indicated by ◆)**

Please note that the transparent characteristics of these powders allow all natural welds and textures inherent to raw steel to be visible.

**Premium Powder Coats (indicated by Ⓟ)**

Versteel's premium process uses specially formulated powder coats for a truly unique color palette.

**Chrome**

Versteel applies a deep luster chrome plated finish. Chrome is the most durable finish available. Specify Chrome and add \$165 list per table.

Chrome . . . . . ECHR

**Nickel**

Versteel applies a nickel plated finish with a clear coat applied for durability. Specify Nickel and add \$223 list per table.

Nickel . . . . . ENKL

**Finish Reference & Samples**

For finish color reference, please refer to our website. Contact Versteel Customer Service to receive actual color samples for color matches and final color approval.

**Special Laminate****Call for quotation**

Specify code **TSP** (Special Laminate), indicate the quoted charges per table

Special laminates and patterns can be specified as an option. To specify, contact Versteel Customer Service for availability and pricing.

**NOTE** LAMINATES IN STANDARD COLORS AND TEXTURES FROM FORMICA, NEVAMAR, PIONITE AND WILSONART ARE STANDARD

**CAUTION** LAMINATE MANUFACTURERS CHANGE STANDARD OFFERINGS FREQUENTLY, MAKING IT POSSIBLE A STANDARD PRODUCT CAN BECOME UNAVAILABLE. VERSTEEL CANNOT BE RESPONSIBLE FOR ANY INCONVENIENCE THIS MAY CAUSE.

**Custom PVC Color Match****Call for quotation / one time charge per color, per order**

Specify code **OCP** (Custom PVC Color Match), add cost from Versteel quotation

PVC Color Match can be the selection of a color that is available from a Versteel supplier or a new custom color developed for the order. Minimum footage requirements mean that the amount of material needed for your order will effect the cost.

For PVC Color Matching you must supply a color reference sample. Versteel will review the sample for possible existing colors available and send a sample for customer approval. If no color match exists, a custom match will be developed and sampled for customer approval before a production schedule is established.

**Custom T-Mold Color Match****Call for quotation / one time charge per color, per order**

Specify code **OCT** (Custom T-Mold Color Match), add cost from Versteel quotation

T-Mold Color Match can be the selection of a color that is available from a Versteel supplier or a new custom color developed for the order. Minimum footage requirements mean that the amount of material needed for your order will effect the cost.

For T-Mold Color Matching you must supply a color reference sample. Versteel will review the sample for possible existing colors available and send a sample for customer approval. If no color match exists, a custom match will be developed and sampled for customer approval before a production schedule is established.

**Powder Coat Alternative****Call for quotation**

Specify code **OPA** (Powder Coat Alternative), add cost from Versteel quotation

Powder Coat Alternative is available from Versteel. The entire RAL color reference along with hundreds of other color and finishes are available.

For Powder Coat Alternative matching, you must supply a color reference sample, or an RAL number. Versteel will review the sample for possible existing colors available and send a sample for customer approval. If no color match exists a custom match can be developed. Call Versteel Customer Service for associated upcharges on custom color development.

**Stain Finish Match**

\$996 / one time charge per finish, per order

Specify code **OSM** (Stain Finish Match), add \$996.00 list per finish, per order

Alternative Stain Finishes are available for veneer and wood edged tops.

For Stain Finish Matching you must supply two 4" x 4" finish color and grain reference samples. An expertly finish matched sample will be provided for customer approval.

**Veneer and Wood Edge Alternatives****Call for quotation**

For veneer and wood edge requirements other than the standard plain sliced Ash, Cherry, Maple and Walnut, contact Versteel Customer Service. Versteel is adept at working with a host of domestic and exotic materials. From inlays, figures, pie cuts and special edge profiles, to custom fill levels and sheens, each top is created using the best of technology and old world craftsmanship. The items you only imagined or expected to only be available from a millwork shop are now just another part of your Versteel order. Call Versteel Customer Service for availability and quotation.

**Wood Finish Alternatives****Call for quotation**

When veneer tables are required to have a finish other than the standard natural grain fill level finish appearance, semi-filled or full-filled finishes are available by requesting a quote from Versteel. Call Versteel Customer Service for availability and quotation.

**Table Top and Edge Alternatives**

Table tops and/or edges can be produced in alternative materials if desired. Contact Versteel Customer Service for pricing and availability.

**Alternate Core Construction**

Alternate core constructions are available, including medium density fiberboard (MDF), and cores that contain no urea formaldehyde. Contact Versteel Customer Service for pricing and availability.

**NOTE** CUSTOMS OR ALTERNATIVES MAY AFFECT STANDARD PRODUCTION SCHEDULES

**Adjustable Height - Motorized**
**\$2406 / table**

Specify code **BAM** (Adjustable Height - Motorized), add \$2406.00 list per table

Motorized tables adjust electrically from 26 ¾" to 42" table height by operating the keypad control. Motorized height adjustment is available for tables with regular T1 or cantilevered TC bases. Tops shapes include: rectangle, split rectangle, oval, split ellipse, boatshape or racetrack up to 36" x 96". (Shown with split ellipse.) Motorized bases include stretcher rails.



**NOTE** CABLE COIL AND CABLE HOOKS ARE THE ONLY TWO LEGWAY OPTIONS AVAILABLE.

**Adjustability with four programmable height settings**

(Travel time between lowest and highest position: 18 secs.)

**NOTE** REQUIRES STANDARD 110/120V AC ELECTRICAL OUTLET

**Adjustable Height - Pin**
**\$221 / table**

Specify code **BAP** (Adjustable Height - Pin), add \$221.00 list per table

Pin Adjustable height bases adjust from 27" to 32" table height in 1" increments by depressing the spring loaded pins in each column. Available on Performance T1 and TC fixed or tilt bases.


**Adjustable Height - Pneumatic T1 or TC Bases**
**\$1228 / table**

Specify code **BAT** (Adjustable Height - Pneumatic T1 or TC), add \$1228.00 list per table

Pneumatic adjustable height bases cover the most common ergonomic table heights of 26 ¾", 29" and 32" with a simple turn of a handwheel. Pneumatic height bases are designed for field serviceability, if ever needed. Available on T1 or TC fixed or tilt bases.


**ADJUSTABILITY WITH THREE PRESET TABLE HEIGHT STOPS**

|                   |       |
|-------------------|-------|
| TYPING HEIGHT     | 26 ¾" |
| STANDARD HEIGHT   | 29"   |
| WHEELCHAIR HEIGHT | 32"   |

**NOTE** FOR OTHER TABLE HEIGHT REQUIREMENTS CONTACT VERSTEEL CUSTOMER SERVICE FOR STRUCTURAL DETAILS, PRICING AND AVAILABILITY

**Adjustable Height - Pneumatic X1 Bases**
**\$738 / table**

Specify code **BAX** (Adjustable Height - Pneumatic X1 or D1), add \$738.00 list per table

Pneumatic adjustable height bases cover the most common ergonomic table heights of 26 ¾", 29" and 32" with a simple turn of a handwheel. Pneumatic height bases are designed for field serviceability, if ever needed. Available on X1 or D1 fixed or tilt bases.


**ADJUSTABILITY WITH THREE PRESET TABLE HEIGHT STOPS**

|                   |       |
|-------------------|-------|
| TYPING HEIGHT     | 26 ¾" |
| STANDARD HEIGHT   | 29"   |
| WHEELCHAIR HEIGHT | 32"   |

**NOTE** FOR OTHER TABLE HEIGHT REQUIREMENTS CONTACT VERSTEEL CUSTOMER SERVICE FOR STRUCTURAL DETAILS, PRICING AND AVAILABILITY

**Alternate Table Height 32" and Under**
**\$100 / table**

Specify code **BAH** (Alternate Height 32" and under), indicate desired table height (32" or less), add \$100.00 list per table

Suggested typing height table is 26 ¾"  
 Suggested wheelchair height table is 32"  
 Suggested stand up height table is 42"

**NOTE** FOR OTHER TABLE HEIGHT REQUIREMENTS CONTACT VERSTEEL CUSTOMER SERVICE FOR STRUCTURAL DETAILS, PRICING AND AVAILABILITY



**Casters - Dual Hard Wheel**

**\$171 / table**

Specify code **CAS55** (Casters - Dual Hard Wheel), add \$171.00 list per table

Dual Hard Wheel, black, 2" diameter, standard locking casters are available for most base styles. Each is fitted into a reinforced caster receiver and must be specified at time of order. Caster option does not change the overall height of the table. See individual product pages for availability and ordering code.



**NOTE** NOT AVAILABLE ON DI BASES

**Mix - Dual Hard Wheel Casters & Glides**

**\$163 / table**

Specify code **BMD** (Mix - Dual Hard Wheel Casters & Glides), add \$163.00 list per table

Tables can be specified with dual hard wheel, black, 2" diameter, standard locking casters on half of the table, with glides on the other half. Each caster is fitted into a reinforced receiver and must be specified at time of order. Mix option does not change the overall height of the table.

**NOTE** NOT AVAILABLE ON X1, X4 OR DI BASES

**Casters - Dual Soft Wheel**

**\$171 / table**

Specify code **CAS57** (Casters - Dual Soft Wheel), add \$171.00 list per table

Dual Soft Wheel, black, 2" diameter, standard locking casters are available for most base styles. Each is fitted into a reinforced caster receiver and must be specified at time of order. Caster option does not change the overall height of the table. See individual product pages for availability and ordering code.



**NOTE** NOT AVAILABLE ON DI BASES

**Self-Leveling Glides**

**\$49 / table**

Specify code **GLD04** (Self-Leveling Glides), add \$49.00 list per table

Self-Leveling Glides replace standard glides. This option allows the table to automatically compensate up to 1/2" for floors that are not level. Self-leveling glides increase overall table height by 3/8". See individual product pages for availability.



**Table Floor Mount**

**\$57 / table**

Specify code **AFB** (Table Floor Mount Bracket Set), add \$57.00 list per table

Bracket to slip over the standard table glide and fasten to the floor with fasteners supplied by the installer. Set of four (4) brackets will securely mount the table to the floor to prevent movement.



**NOTE** NOT AVAILABLE ON BASES WITH CASTERS OR SELF-LEVELING GLIDES

**Assembled Folding Table**

**\$77 / table**

Specify code **BAF** (Assembled Folding Table), add \$77.00 list per table

Folding bases can be attached to tops at the factory

**NOTE** RECTANGLE TABLES WITH FOLDING BASE AND FOLDING MODESTY PANELS ARE SHIPPED ASSEMBLED WITHOUT ADDITIONAL CHARGE



**Bullet End Caps**

**\$129 / table**

Specify code **BBE** (Bullet End Caps), add \$129.00 list per table

Bullet End Caps are welded in place of the standard welded rail blunt ends.



**Stretcher Rail**

**\$243 / table**

Specify code **BSR** (Stretcher Rail), required finish selection\_, add \$243.00 list per table

Available for T1, TC and T2 style, fixed and tilt bases to increase table rigidity. Necessary tools are provided to install the stretcher



**NOTE** A STRETCHER IS NOT A RETROFIT ITEM, IT MUST BE SPECIFIED AT TIME OF ORDER

**Two-Piece Top (120")**
**\$629 / table**

 Specify code **T2P** (Two-Piece Top), add \$629.00 list per table

Standard Versteel tables in lengths up to 120" are a seamless, single piece top. When the two-piece option is specified, the splice joint edge is unfinished, table shipped with necessary hardware. Any table over 120" long will be produced as a two-piece top.

**Top Custom Cutout**
**\$120 / cutout**

 Specify code **TCC** (Top Custom Cutout), add \$120.00 list per cutout

Top Custom Cutout requires a drawing for production and is subject to approvals.

**Table Link**
**\$251 / table**

 Specify code **TLK** (Table Link), add \$251.00 list per table

Table Link is for linking Versteel table configurations in typical room situations.

Table link will prevent the accidental disconnection of power supply to adjacent tables. Available on tables with PVC, 3mm Wood, Wood Square, Wood Fluted and Ergo user side edge details.



Closed end link brackets are provided for tops without bases or tables with a base that does not allow the table to stand alone.


**Table Link - Ends Only**
**\$135 / table**

 Specify code **TLE** (Table Link - Ends Only), add \$135.00 list per table

Table Link is for linking Versteel table configurations in typical room situations.

Specify Table Link - Ends Only when your configuration requires linking on the table ends only. Available on tables with PVC, 3mm Wood, Wood Square, Wood Fluted and Ergo user side edge details. Table Link - Ends Only is included with electrical package options. This will prevent the accidental disconnection of power supply to adjacent tables.


**Laptop Locker**
**\$1375 / locker**

\*Fixed tables only (not available on tilt, slim-tilt or folding tables)

 Specify code **TLA1** (One Laptop Locker) or code **TLA2** (Two Laptop Lockers) add \$1375.00 list per Laptop Locker.

Indicate Manual Locking Keyed Individually **TMKI**, Manual Locking Keyed Alike **TMKA** or Electronic Locking **TLEL**. Add \$359.00 list per Laptop Locker when Electronic Locking is specified AND **TLP** (Laptop Locker power unit) which is required for the electronic locking option, add \$557.00 list (Power unit sequences up to 10 lockers, includes 1 key).

The minimum table width available with Laptop Locker is 24".



The minimum table length available with Laptop Locker is 36". The maximum table length available is 96".

2 Laptop Lockers can be installed starting at a table length of 60" or greater (table subject to additional base and/or support base when more than one unit is installed in top greater than or equal to 72").

All lockers to have urethane edge on locker door and top opening. Specify Urethane color when ordering a laptop locker.

**Urethane Colors**

|                    |             |                       |              |
|--------------------|-------------|-----------------------|--------------|
| Alloy . . . . .    | <b>UALY</b> | Pearl . . . . .       | <b>JUPEA</b> |
| Ebony . . . . .    | <b>UEBO</b> | Stone . . . . .       | <b>USTO</b>  |
| Fossil . . . . .   | <b>UFOS</b> | Storm . . . . .       | <b>USTM</b>  |
| Graphite . . . . . | <b>UGRA</b> | Whisper . . . . .     | <b>UWHI</b>  |
| Nimbus . . . . .   | <b>UNIM</b> | White Linen . . . . . | <b>UWHL</b>  |

**NOTE** LAPTOP LOCKER IS NOT AVAILABLE ON VENEER TOP SURFACES, WOODGRAIN OR DIRECTIONAL PATTERN LAMINATES OR TABLE WITH LIGHTWEIGHT LAMINATE CORE.

For additional questions contact Versteel Customer Service at 800.876.2120.

**Table Transport**

**\$1855 / each**

Specify code **ATT3054** (Table Transport), add \$1855.00 list each

The transport saves time and labor. Its 31" width can move tables of any length through doorways with ease.



**SPECIFICATIONS**

- Weight: 61 lbs.
- 31" x 54" overall footprint
- Black powder coat finish
- Two (2) swivel and two (2) non-swivel casters
- 5" casters are non-marking wheel material

**TRANSPORT CAPACITY**

|                                     |                             |
|-------------------------------------|-----------------------------|
| FOLDED TABLES WITHOUT MODESTY PANEL | 6 ON EDGE<br>8 STACKED FLAT |
| FOLDED TABLES WITH MODESTY          | 5 STACKED FLAT              |
| OVERLAPPING FOLDED TABLES           | 4 ON EDGE                   |

**NOTE** MAXIMUM LOAD WEIGHT: 1,000 LBS

**NOTE** TABLES GREATER THAN 27" IN WIDTH DO NOT STACK HORIZONTALLY ON THE TRANSPORT



Questions?

800 876 2120






Quickship Program Product  
For Quickship specification details,  
visit [www.versteel.com/quickship](http://www.versteel.com/quickship)

|                       |                                       |  |                                   |   |   |   |
|-----------------------|---------------------------------------|--|-----------------------------------|---|---|---|
| top ><br>edge >       | Laminate PVC<br>Flat<br><br>LP2R LP3R | Laminate T-Mold<br>Convex<br><br>LT2 LT3 | Laminate Wood<br>Flat<br><br>LW2R | Laminate Soft PVC<br>Bumper<br><br>LB2R | Laminate 1/2" Wood<br>Square<br><br>LWS2 LWS3 | Laminate 1/2" Wood<br>Bullnose<br><br>LWB2 LWB3 |
| edge ordering code >  | LP2R LP3R                             | LT2 LT3                                  | LW2R                              | LB2R                                    | LWS2 LWS3                                     | LWB2 LWB3                                       |
| top thickness >       | 1 1/4" 1 3/4"                         | 1 1/4" 1 3/4"                            | 1 1/4"                            | 1 1/4"                                  | 1 1/4" 1 3/4"                                 | 1 1/4" 1 3/4"                                   |
| edge ordering code >  | LPF2R LPF3R                           |  | LWF2R                             | LMRA2R                                  | LWF2 LWF3                                     |   |
| top thickness >       | 1 1/4" 1 3/4"                         |  | 1 1/4"                            | 1 1/4"                                  | 1 1/4" 1 3/4"                                 |   |
| top thickness price > | 1 1/4" 1 3/4"                         | 1 1/4" 1 3/4"                            | 1 1/4"                            | 1 1/4"                                  | 1 1/4" 1 3/4"                                 | 1 1/4" 1 3/4"                                   |

| Base Style |        | Table Description      | Model #      | Product Wt |      |      |      |      |      |
|------------|--------|------------------------|--------------|------------|------|------|------|------|------|
| <br>XI     | 24     | 24 Fix                 | PEX1 24RDFX  | 30         | 834  | 920  | 1206 | 1459 | 1494 |
|            |        | 24 Tilt                | PEX1 24RDTL  | 36         | 997  | 1087 | 1372 | 1624 | 1660 |
|            | 30     | 30 Fix                 | PEX1 30RDFX  | 39         | 932  | 1051 | 1381 | 1687 | 1731 |
|            |        | 30 Tilt                | PEX1 30RDTL  | 45         | 1097 | 1217 | 1547 | 1852 | 1896 |
|            | 36     | 36 Fix                 | PEX1 36RDFX  | 57         | 1010 | 1156 | 1563 | 1934 | 1994 |
|            |        | 36 Tilt                | PEX1 36RDTL  | 63         | 1174 | 1321 | 1726 | 2102 | 2157 |
|            | 42     | 42 Fix                 | PEX1 42RDFX  | 73         | 1363 | 1551 | 2045 | 2503 | 2573 |
|            |        | 42 Tilt                | PEX1 42RDTL  | 76         | 1529 | 1715 | 2207 | 2667 | 2740 |
|            | 48     | 48 Fix                 | PEX1 48RDFX  | 87         | 1536 | 1763 | 2238 | 2714 | 2793 |
|            |        | 48 Tilt                | PEX1 48RDTL  | 90         | 1699 | 1928 | 2405 | 2880 | 2960 |
| 54         | 54 Fix | PEX1 54RDFX            | 103          | 1811       | 2098 | 2723 | 3336 | 3408 |      |
|            | 60 Fix | PEX1 60RDFX            | 122          | 1967       | 2265 | 2936 | 3587 | 3774 |      |
| <br>XIS    | 24     | 24 Stand Fix           | PEXIS 24RDFX | 31         | 921  | 1012 | 1297 | 1551 | 1586 |
|            |        | 24 Stand Tilt          | PEXIS 24RDTL | 37         | 1089 | 1179 | 1461 | 1715 | 1752 |
|            | 30     | 30 Stand Fix           | PEXIS 30RDFX | 40         | 1023 | 1144 | 1472 | 1777 | 1824 |
|            |        | 30 Stand Tilt          | PEXIS 30RDTL | 46         | 1187 | 1309 | 1636 | 1943 | 1987 |
|            | 36     | 36 Stand Fix           | PEXIS 36RDFX | 58         | 1263 | 1411 | 1814 | 2191 | 2250 |
|            |        | 36 Stand Tilt          | PEXIS 36RDTL | 64         | 1428 | 1576 | 1981 | 2353 | 2413 |
|            | 42     | 42 Stand Fix           | PEXIS 42RDFX | 74         | 1475 | 1662 | 2157 | 2618 | 2689 |
|            |        | 42 Stand Tilt          | PEXIS 42RDTL | 77         | 1640 | 1827 | 2319 | 2780 | 2851 |
| <br>XIF    | 24     | 24 Stand Footring Fix  | PEXIF 24RDFX | 32         | 1102 | 1190 | 1477 | 1730 | 1768 |
|            |        | 24 Stand Footring Tilt | PEXIF 24RDTL | 38         | 1266 | 1358 | 1643 | 1895 | 1931 |
|            | 30     | 30 Stand Footring Fix  | PEXIF 30RDFX | 41         | 1204 | 1323 | 1652 | 1956 | 2004 |
|            |        | 30 Stand Footring Tilt | PEXIF 30RDTL | 47         | 1370 | 1489 | 1814 | 2121 | 2170 |

To Order, Specify...

- 1 Model Number
- 2 Top Material
- 3 Edge Style and Thickness
- 4 Edge Color
- 5 Base Color
- 6 Additional Options

| Veneer Wood   | Veneer 1 1/4" Wood   | Veneer 1 1/2" Wood   |
|---|--|--|
| Flat<br><br><b>VW2R</b><br>1 1/4"    | Square<br><br><b>VWS2 VWS3</b><br>1 1/4" 1 1/2" | Bullnose<br><br><b>VWB2 VWB3</b><br>1 1/4" 1 1/2" |
| Fluted<br><br><b>VWF2R</b><br>1 1/4" | Fluted<br><br><b>VWF2 VWF3</b><br>1 1/4" 1 1/2" |  |
| 1 1/4"  | 1 1/4"   | 1 1/2"   |
| 1921  | 2086   | 2314   |
| 2083  | 2253   | 2477   |
| 2316  | 2526   | 2712   |
| 2478  | 2692   | 2875   |
| 2651  | 2900   | 3160   |
| 2819  | 3062   | 3324   |
| 3285  | 3582   | 3889   |
| 3449  | 3749   | 4053   |
| 3778  | 4129   | 4495   |
| 3942  | 4295   | 4662   |
| 3510  | 4823   | 5290   |
| 5006  | 5494   | 6159   |
| 2011  | 2177   | 2405   |
| 2175  | 2344   | 2570   |
| 2406  | 2618   | 2801   |
| 2571  | 2781   | 2967   |
| 2907  | 3154   | 3416   |
| 3072  | 3318   | 3579   |
| 3397  | 3698   | 4003   |
| 3561  | 3859   | 4167   |
| 2191  | 2355   | 2585   |
| 2353  | 2521   | 2747   |
| 2586  | 2796   | 2981   |
| 2749  | 2962   | 3144   |

Base Options

|   | Code  | Price   |
|---|-------|---------|
| Alternate Table Height 32" & Under.....                 | BAH   | \$ 100  |
| Alternate Table Height 32" & Over.....                  | BSP   | \$ call |
| Adjustable Height, Pneumatic.....                       | BAX   | \$ 738  |
| Bullet End Caps.....                                    | BBE   | \$ 129  |
| Casters (4), Dual Wheel Black<br>Hard Wheel XI, X4..... | CAS55 | \$ 171  |
| Casters (4), Dual Wheel Black<br>Soft Wheel XI, X4..... | CAS57 | \$ 171  |
| Self-Leveling Glides (4).....                           | GLD04 | \$ 49   |

Finish Options

|                             |        |
|-----------------------------|--------|
| Chrome .....                | \$ 165 |
| Nickel.....                 | \$ 223 |
| Powder Coat, Standard ..... | n/c    |
| Powder Coat, Premium.....   | \$ 165 |
| Platinum.....               | \$ 488 |

Top Options

|                                  |     |        |
|----------------------------------|-----|--------|
| Special Laminate.....            | TSP | call   |
| Custom Cutout (per cutout) ..... | TCC | \$ 120 |

Accessories

|                                    |     |       |
|------------------------------------|-----|-------|
| Table Floor Mount Bracket Set..... | AFB | \$ 57 |
|------------------------------------|-----|-------|



**Questions?**

800 876 2120

Overlapping Folding Bases

Quickship Program Product  
For Quickship specification details,  
visit [www.versteel.com/quickship](http://www.versteel.com/quickship)






|                       |                    |                    |                  |                      |                         |                         |
|-----------------------|--------------------|--------------------|------------------|----------------------|-------------------------|-------------------------|
| top ><br>edge >       | Laminate<br>PVC    | Laminate<br>T-Mold | Laminate<br>Wood | Laminate<br>Soft PVC | Laminate<br>1 1/2" Wood | Laminate<br>1 1/2" Wood |
|                       | Flat               | Convex             | Flat             | Bumper               | Square                  | Bullnose                |
|                       |                    |                    |                  |                      |                         |                         |
| edge ordering code >  | <b>LP2R LP3R</b>   | <b>LT2 LT3</b>     | <b>LW2R</b>      | <b>LB2R</b>          | <b>LWS2 LWS3</b>        | <b>LWB2 LWB3</b>        |
| top thickness >       | 1 1/4" 1 3/4"      | 1 1/4" 1 3/4"      | 1 1/4"           | 1 1/4"               | 1 1/4" 1 3/4"           | 1 1/4" 1 3/4"           |
| edge ordering code >  | <b>LPF2R LPF3R</b> |                    | <b>LWF2R</b>     | <b>LMRA2R</b>        | <b>LWF2 LWF3</b>        |                         |
| top thickness >       | 1 1/4" 1 3/4"      |                    | 1 1/4"           | 1 1/4"               | 1 1/4" 1 3/4"           |                         |
| top thickness price > | 1 1/4" 1 3/4"      | 1 1/4" 1 3/4"      | 1 1/4"           | 1 1/4"               | 1 1/4" 1 3/4"           | 1 1/4" 1 3/4"           |

| Base Style | Table Description | Model #             | Product Wt         | 1 1/4" | 1 3/4" | 1 1/4" | 1 1/4" | 1 3/4" |      |
|------------|-------------------|---------------------|--------------------|--------|--------|--------|--------|--------|------|
| <p>X4</p>  | 36 Fix            | <b>PEX4 36RDFX</b>  | 63                 | 1345   | 1492   | 1898   | 2272   | 2328   |      |
|            | 42 Fix            | <b>PEX4 42RDFX</b>  | 78                 | 1536   | 1724   | 2221   | 2676   | 2746   |      |
|            | 48 Fix            | <b>PEX4 48RDFX</b>  | 92                 | 1703   | 1931   | 2410   | 2882   | 2962   |      |
|            | 54 Fix            | <b>PEX4 54RDFX</b>  | 112                | 1981   | 2266   | 2892   | 3505   | 3579   |      |
|            | 60 Fix            | <b>PEX4 60RDFX</b>  | 130                | 2134   | 2432   | 3105   | 3755   | 3940   |      |
| <p>X4S</p> | 36 Stand Fix      | <b>PEX4S 36RDFX</b> | 69                 | 1439   | 1583   | 1991   | 2365   | 2423   |      |
|            | 42 Stand Fix      | <b>PEX4S 42RDFX</b> | 82                 | 1646   | 1834   | 2326   | 2785   | 2855   |      |
| <p>T2</p>  | 60 Fix            | <b>PET2 60RDFX</b>  | 137                | 2038   | 2337   | 3004   | 3659   | 3842   |      |
|            | 60 Fold           | <b>PET2 60RDFO</b>  | 145                | 2543   | 2842   | 3513   | 4164   | 4351   |      |
| <p>P3</p>  | 42 Fix            | <b>PEP3 42RDFX</b>  | 86                 | 1695   | 1886   | 2378   | 2836   | 2906   |      |
|            | <p>P4</p>         | 48 Fix              | <b>PEP4 48RDFX</b> | 104    | 1921   | 2148   | 2623   | 3097   | 3178 |
|            |                   | 54 Fix              | <b>PEP4 54RDFX</b> | 120    | 2199   | 2484   | 3110   | 3722   | 3796 |
| 60 Fix     |                   | <b>PEP4 60RDFX</b>  | 139                | 2350   | 2649   | 3319   | 3969   | 4157   |      |

**To Order, Specify...**

- 1 Model Number
- 2 Top Material
- 3 Edge Style and Thickness
- 4 Edge Color
- 5 Base Color
- 6 Additional Options



| Veneer Wood   | Veneer 1 1/4" Wood  | Veneer 1 1/4" Wood  |
|---|---|---|
| Flat  | Square  | Bullnose  |
|  |  |  |
| <b>VW2R</b>   | <b>VWS2 VWS3</b>  | <b>VWB2 VWB3</b>  |
| 1 1/4"  | 1 1/4" 1 1/4"   | 1 1/4" 1 1/4"   |
| Fluted  | Fluted  |   |
|  |  |   |
| <b>VWF2R</b>  | <b>VWF2 VWF3</b>  |   |
| 1 1/4"  | 1 1/4" 1 1/4"   |   |
| 1 1/4"  | 1 1/4"  | 1 1/4"  |
| 2988  | 3236  | 3501  |
| 3458  | 3756  | 4065  |
| 3946  | 4297  | 4667  |
| 4570  | 4991  | 5456  |
| 5177  | 5661  | 6326  |
| 3081  | 3325  | 3590  |
| 3566  | 3865  | 4172  |
| 5078  | 5562  | 6229  |
| 5584  | 6069  | 6737  |
| 3621  | 3915  | 4222  |
| 4162  | 4515  | 4880  |
| 4789  | 5211  | 5678  |
| 5392  | 5878  | 6542  |

**Base Options**

|   | Code  | Price   |
|---|-------|---------|
| Alternate Table Height 32" & Under.....                 | BAH   | \$ 100  |
| Alternate Table Height 32" & Over.....                  | BSP   | \$ call |
| Bullet End Caps.....                                    | BBE   | \$ 129  |
| Casters (4), Dual Wheel Black<br>Hard Wheel X1, X4..... | CAS55 | \$ 171  |
| Casters (4), Dual Wheel Black<br>Soft Wheel X1, X4..... | CAS57 | \$ 171  |
| Self-Leveling Glides (4) X4.....                        | GLD04 | \$ 49   |

**Finish Options**

|                             |        |
|-----------------------------|--------|
| Chrome .....                | \$ 165 |
| Nickel.....                 | \$ 223 |
| Powder Coat, Standard ..... | n/c    |
| Powder Coat, Premium.....   | \$ 165 |
| Platinum.....               | \$ 488 |

**Top Options**

|                                  |     |        |
|----------------------------------|-----|--------|
| Special Laminate.....            | TSP | call   |
| Custom Cutout (per cutout) ..... | TCC | \$ 120 |

**Power + Data Options**

Please reference the Power + Data Price List

**Wire Management Options**

|   |     |        |
|---|-----|--------|
| Cable Hook Legway T2 .....                        | WCK | \$ 119 |
| Canvas Legway .....                               | WCL | \$ 100 |
| Plastic Legway T2.....                            | WRL | \$ 78  |
| 1 Oval Brush Grommet, Location K.....             | WOK | \$ 97  |
| 1 Oval Brush Grommet, Provide Location Print..... | WOG | \$ 97  |
| 1 Round Grommet, Location K .....                 | WRK | \$ 76  |
| 1 Round Grommet, Provide Location Print .....     | WRG | \$ 76  |

**Accessories**

|   |     |       |
|---|-----|-------|
| Table Floor Mount Bracket Set (T2, X4)..... | AFB | \$ 57 |
|---|-----|-------|



**Questions?**

800 876 2120

**OS** Quickship Program Product  
For Quickship specification details,  
visit [www.versteel.com/quickship](http://www.versteel.com/quickship)

edge ordering code (radius corner) >  
or  
edge ordering code (square corner) >  
top thickness >

edge ordering code (radius corner) >  
or  
edge ordering code (square corner) >  
top thickness >

top thickness price >

top >  
edge >






| Laminate PVC                       | Laminate T-Mold                    | Laminate Wood                      | Laminate Soft PVC                    | Laminate 1/4" Wood               | Laminate 1/4" Wood               |      |      |      |      |      |      |
|------------------------------------|------------------------------------|------------------------------------|--------------------------------------|----------------------------------|----------------------------------|------|------|------|------|------|------|
| Flat                               | Convex                             | Flat                               | Bumper                               | Square                           | Bullnose                         |      |      |      |      |      |      |
|                                    |                                    |                                    |                                      |                                  |                                  |      |      |      |      |      |      |
| <b>LP2R</b><br>or<br><b>LP2S</b>   | <b>LP3R</b><br>or<br><b>LP3S</b>   | <b>LT2</b><br>or<br><b>LT3</b>     | <b>LW2R</b><br>or<br><b>LW2S</b>     | <b>LB2R</b>                      | <b>LWS2</b><br>or<br><b>LWS3</b> |      |      |      |      |      |      |
| 1 1/4"                             | 1 3/4"                             | 1 1/4"                             | 1 1/4"                               | 1 1/4"                           | 1 3/4"                           |      |      |      |      |      |      |
| 1 1/4"                             | 1 3/4"                             | 1 1/4"                             | 1 1/4"                               | 1 1/4"                           | 1 3/4"                           |      |      |      |      |      |      |
| Fluted                             |                                    | Fluted                             | Reverse Bevel Acrylic                | Fluted                           |                                  |      |      |      |      |      |      |
|                                    |                                    |                                    |                                      |                                  |                                  |      |      |      |      |      |      |
| <b>LPF2R</b><br>or<br><b>LPF2S</b> | <b>LPF3R</b><br>or<br><b>LPF3S</b> | <b>LWF2R</b><br>or<br><b>LWF2S</b> | <b>LMRA2R</b><br>or<br><b>LMRA2S</b> | <b>LWF2</b><br>or<br><b>LWF3</b> |                                  |      |      |      |      |      |      |
| 1 1/4"                             | 1 3/4"                             | 1 1/4"                             | 1 1/4"                               | 1 1/4"                           | 1 3/4"                           |      |      |      |      |      |      |
| 1 1/4"                             | 1 3/4"                             | 1 1/4"                             | 1 1/4"                               | 1 1/4"                           | 1 3/4"                           |      |      |      |      |      |      |
| 1 1/4"                             | 1 3/4"                             | 1 1/4"                             | 1 1/4"                               | 1 1/4"                           | 1 3/4"                           |      |      |      |      |      |      |
| <b>Base Style</b>                  | <b>Table Description</b>           | <b>Model #</b>                     | <b>Product Wt</b>                    |                                  |                                  |      |      |      |      |      |      |
|                                    | XI                                 | 24 Fix                             | PEX1 24SQFX                          | OS                               | 34                               | 821  | 901  | 1124 | 1333 | 1365 |      |
|                                    |                                    | 24 Tilt                            | PEX1 24SQTL                          | OS                               | 40                               | 985  | 1065 | 1290 | 1494 | 1531 |      |
|                                    |                                    |                                    | 30 Fix                               | PEX1 30SQFX                      | OS                               | 46   | 919  | 1016 | 1261 | 1492 | 1531 |
|                                    |                                    |                                    | 30 Tilt                              | PEX1 30SQTL                      | OS                               | 52   | 1084 | 1182 | 1426 | 1658 | 1695 |
|                                    |                                    |                                    | 36 Fix                               | PEX1 36SQFX                      | OS                               | 66   | 1132 | 1247 | 1576 | 1875 | 1946 |
|                                    |                                    |                                    | 36 Tilt                              | PEX1 36SQTL                      | OS                               | 72   | 1296 | 1412 | 1740 | 2043 | 2108 |
|                                    |                                    |                                    | 42 Fix                               | PEX1 42SQFX                      | OS                               | 85   | 1345 | 1418 | 1887 | 2250 | 2286 |
|                                    |                                    |                                    | 42 Tilt                              | PEX1 42SQTL                      | OS                               | 89   | 1506 | 1582 | 2047 | 2412 | 2449 |
|                                    |                                    |                                    | 48 Fix                               | PEX1 48SQFX                      | OS                               | 103  | 1442 | 1616 | 2010 | 2392 | 2457 |
|                                    |                                    |                                    | 48 Tilt                              | PEX1 48SQTL                      | OS                               | 107  | 1608 | 1779 | 2174 | 2557 | 2620 |
|                                    |                                    | 54 Fix                             | PEX1 54SQFX                          | OS                               | 124                              | 1685 | 1938 | 2669 | 3335 | 3424 |      |
|                                    |                                    |                                    |                                      |                                  |                                  |      |      |      |      |      |      |
|                                    | XIS                                | 24 Stand Fix                       | PEXIS 24SQFX                         | OS                               | 35                               | 915  | 992  | 1216 | 1423 | 1458 |      |
|                                    |                                    | 24 Stand Tilt                      | PEXIS 24SQTL                         | OS                               | 41                               | 1075 | 1157 | 1381 | 1586 | 1621 |      |
|                                    |                                    |                                    | 30 Stand Fix                         | PEXIS 30SQFX                     | OS                               | 47   | 1011 | 1106 | 1350 | 1583 | 1621 |
|                                    |                                    |                                    | 30 Stand Tilt                        | PEXIS 30SQTL                     | OS                               | 53   | 1174 | 1269 | 1514 | 1746 | 1783 |
|                                    |                                    |                                    | 36 Stand Fix                         | PEXIS 36SQFX                     | OS                               | 67   | 1221 | 1338 | 1663 | 1968 | 2035 |
|                                    |                                    |                                    | 36 Stand Tilt                        | PEXIS 36SQTL                     | OS                               | 73   | 1386 | 1502 | 1830 | 2129 | 2199 |
|                                    |                                    |                                    | 42 Stand Fix                         | PEXIS 42SQFX                     | OS                               | 86   | 1458 | 1531 | 1996 | 2356 | 2397 |
|                                    |                                    |                                    | 42 Stand Tilt                        | PEXIS 42SQTL                     | OS                               | 90   | 1621 | 1695 | 2164 | 2522 | 2562 |
|                                    |                                    |                                    |                                      |                                  |                                  |      |      |      |      |      |      |
|                                    |                                    |                                    |                                      |                                  |                                  |      |      |      |      |      |      |
|                                    | XIF                                | 24 Stand Footring Fix              | PEXIF 24SQFX                         | OS                               | 36                               | 1094 | 1173 | 1393 | 1603 | 1636 |      |
|                                    |                                    | 24 Stand Footring Tilt             | PEXIF 24SQTL                         | OS                               | 42                               | 1255 | 1335 | 1560 | 1767 | 1802 |      |
|                                    |                                    |                                    | 30 Stand Footring Fix                | PEXIF 30SQFX                     | OS                               | 48   | 1187 | 1286 | 1530 | 1760 | 1802 |
|                                    |                                    |                                    | 30 Stand Footring Tilt               | PEXIF 30SQTL                     | OS                               | 54   | 1351 | 1451 | 1693 | 1927 | 1963 |
|                                    |                                    |                                    |                                      |                                  |                                  |      |      |      |      |      |      |

**To Order, Specify...**

- 1 Model Number
- 2 Top Material
- 3 Edge Style and Thickness
- 4 Edge Color
- 5 Base Color
- 6 Additional Options





| Veneer Wood   | Veneer 1 1/4" Wood  | Veneer 1 1/2" Wood  |
|---|---|---|
| Flat<br><br><b>VW2R</b><br>or<br><b>VW2S</b><br>1 1/4"     | Square<br><br><b>VWS2</b> <b>VWS3</b><br>1 1/4" 1 1/4" | Bullnose<br><br><b>VWB2</b> <b>VWB3</b><br>1 1/2" 1 1/2" |
| Fluted<br><br><b>VWF2R</b><br>or<br><b>VWF2S</b><br>1 1/4" | Fluted<br><br><b>VWF2</b> <b>VWF3</b><br>1 1/4" 1 1/4" |   |
| 1 1/4"  | 1 1/4"  | 1 1/2"  |
| 1728  | 1898  | 1931  |
| 1894  | 2066  | 2097  |
| 2009  | 2205  | 2260  |
| 2173  | 2373  | 2426  |
| 2468  | 2706  | 2775  |
| 2633  | 2869  | 2941  |
| 2854  | 3137  | 3206  |
| 3015  | 3299  | 3367  |
| 3280  | 3618  | 3711  |
| 3445  | 3780  | 3876  |
| 3799  | 4195  | 4397  |
| 1819  | 1991  | 2043  |
| 1984  | 2154  | 2209  |
| 2101  | 2297  | 2373  |
| 2262  | 2461  | 2538  |
| 2558  | 2796  | 2894  |
| 2722  | 2961  | 3060  |
| 2964  | 3247  | 3350  |
| 3128  | 3415  | 3515  |
| 1997  | 2171  | 2222  |
| 2164  | 2329  | 2388  |
| 2279  | 2473  | 2555  |
| 2440  | 2638  | 2720  |

**Base Options**

|   | Code  | Price   |
|---|-------|---------|
| Alternate Table Height 32" & Under.....                 | BAH   | \$ 100  |
| Alternate Table Height 32" & Over.....                  | BSP   | \$ call |
| Adjustable Height, Pneumatic.....                       | BAX   | \$ 738  |
| Bullet End Caps.....                                    | BBE   | \$ 129  |
| Casters (4), Dual Wheel Black<br>Hard Wheel X1, X4..... | CAS55 | \$ 171  |
| Casters (4), Dual Wheel Black<br>Soft Wheel X1, X4..... | CAS57 | \$ 171  |
| Self-Leveling Glides (4).....                           | GLD04 | \$ 49   |

**Finish Options**

|                            |        |
|----------------------------|--------|
| Chrome.....                | \$ 165 |
| Nickel.....                | \$ 223 |
| Powder Coat, Standard..... | n/c    |
| Powder Coat, Premium.....  | \$ 165 |
| Platinum.....              | \$ 488 |

**Top Options**

|                                  |     |        |
|----------------------------------|-----|--------|
| Table Link (all four sides)..... | TLK | \$ 251 |
| Table Link (two sides).....      | TLE | \$ 135 |
| Special Laminate.....            | TSP | call   |
| Custom Cutout (per cutout).....  | TCC | \$ 120 |

**Accessories**

|                                    |     |       |
|------------------------------------|-----|-------|
| Table Floor Mount Bracket Set..... | AFB | \$ 57 |
|------------------------------------|-----|-------|



**Questions?**

800 876 2120

**OS** Quickship Program Product  
For Quickship specification details,  
visit [www.versteel.com/quickship](http://www.versteel.com/quickship)

top >  
edge >

edge ordering code (radius corner) >  
or  
edge ordering code (square corner) >  
top thickness >

edge ordering code (radius corner) >  
or  
edge ordering code (square corner) >  
top thickness >






top thickness price >

| Laminate PVC                       | Laminate T-Mold          | Laminate Wood                      | Laminate Soft PVC                    | Laminate 1 1/2" Wood    | Laminate 1 1/2" Wood    |      |      |      |
|------------------------------------|--------------------------|------------------------------------|--------------------------------------|-------------------------|-------------------------|------|------|------|
| Flat                               | Convex                   | Flat                               | Bumper                               | Square                  | Bullnose                |      |      |      |
|                                    |                          |                                    |                                      |                         |                         |      |      |      |
| <b>LP2R</b><br>or<br><b>LP3R</b>   | <b>LT2</b> <b>LT3</b>    | <b>LW2R</b><br>or<br><b>LW2S</b>   | <b>LB2R</b>                          | <b>LWS2</b> <b>LWS3</b> | <b>LWB2</b> <b>LWB3</b> |      |      |      |
| 1 1/4"   1 3/4"                    | 1 1/4"   1 3/4"          | 1 1/4"                             | 1 1/4"                               | 1 1/4"   1 3/4"         | 1 1/4"   1 3/4"         |      |      |      |
| Fluted                             |                          | Fluted                             | Reverse Bevel Acrylic                | Fluted                  |                         |      |      |      |
|                                    |                          |                                    |                                      |                         |                         |      |      |      |
| <b>LPF2R</b><br>or<br><b>LPF3R</b> |                          | <b>LWF2R</b><br>or<br><b>LWF2S</b> | <b>LMRA2R</b><br>or<br><b>LMRA2S</b> | <b>LWF2</b> <b>LWF3</b> |                         |      |      |      |
| 1 1/4"   1 3/4"                    |                          | 1 1/4"                             | 1 1/4"                               | 1 1/4"   1 3/4"         |                         |      |      |      |
| 1 1/4"                             | 1 3/4"                   | 1 1/4"                             | 1 1/4"                               | 1 1/4"                  | 1 3/4"                  |      |      |      |
| <b>Base Style</b>                  | <b>Table Description</b> | <b>Model #</b>                     | <b>Product Wt</b>                    |                         |                         |      |      |      |
| <br>X4                             | 36 Fix                   | <b>PEX4 36SQFX</b>                 | <b>OS</b> 72                         | 1306                    | 1419                    | 1747 | 2050 | 2118 |
|                                    | 42 Fix                   | <b>PEX4 42SQFX</b>                 | <b>OS</b> 91                         | 1536                    | 1610                    | 2075 | 2437 | 2474 |
|                                    | 48 Fix                   | <b>PEX4 48SQFX</b>                 | <b>OS</b> 109                        | 1610                    | 1783                    | 2177 | 2559 | 2623 |
|                                    | 54 Fix                   | <b>PEX4 54SQFX</b>                 | <b>OS</b> 133                        | 1853                    | 2108                    | 2841 | 3504 | 3595 |
|                                    | 60 Fix                   | <b>PEX4 60SQFX</b>                 | <b>OS</b> 156                        | 2054                    | 2280                    | 2967 | 3579 | 3668 |
| <br>X4S                            | 36 Stand Fix             | <b>PEX4S 36SQFX</b>                | <b>OS</b> 76                         | 1397                    | 1511                    | 1838 | 2143 | 2207 |
|                                    | 42 Stand Fix             | <b>PEX4S 42SQFX</b>                | <b>OS</b> 95                         | 1625                    | 1698                    | 2166 | 2530 | 2567 |
| <br>T2                             | 60 Fix                   | <b>PET2 60SQFX</b>                 | <b>OS</b> 162                        | 1930                    | 2151                    | 2841 | 3453 | 3541 |
|                                    | 60 Fold                  | <b>PET2 60SQFO</b>                 | <b>OS</b> 170                        | 2436                    | 2662                    | 3348 | 3959 | 4049 |
| <br>T2                             | 36 Fix                   | <b>PEP3 36SQFX</b>                 | <b>OS</b> 82                         | 1463                    | 1580                    | 1906 | 2207 | 2279 |
|                                    | 42 Fix                   | <b>PEP3 42SQFX</b>                 | <b>OS</b> 98                         | 1676                    | 1748                    | 2218 | 2579 | 2618 |
| <br>P3, 4                          | 48 Fix                   | <b>PEP4 48SQFX</b>                 | <b>OS</b> 120                        | 1827                    | 2004                    | 2395 | 2776 | 2842 |
|                                    | 54 Fix                   | <b>PEP4 54SQFX</b>                 | <b>OS</b> 141                        | 2070                    | 2325                    | 3057 | 3718 | 3807 |
|                                    | 60 Fix                   | <b>PEP4 60SQFX</b>                 | <b>OS</b> 164                        | 2238                    | 2463                    | 3153 | 3761 | 3852 |

**To Order, Specify...**

- 1 Model Number
- 2 Top Material
- 3 Edge Style and Thickness
- 4 Edge Color
- 5 Base Color
- 6 Additional Options



| Veneer Wood   | Veneer 1 1/4" Wood   | Veneer 1 1/4" Wood   |
|---|--|--|
| Flat<br><br><b>VW2R</b><br>or<br><b>VW2S</b><br>1 1/4"     | Square<br><br><b>VWS2 VWS3</b><br>1 1/4" 1 1/4" | Bullnose<br><br><b>VWB2 VWB3</b><br>1 1/4" 1 1/4" |
| Fluted<br><br><b>VWF2R</b><br>or<br><b>VWF2S</b><br>1 1/4" | Fluted<br><br><b>VWF2 VWF3</b><br>1 1/4" 1 1/4" |  |
| 1 1/4"  | 1 1/4"   | 1 1/4"   |
| 2639  | 2880   | 2977   |
| 3041  | 3325   | 3429   |
| 3447  | 3784   | 3915   |
| 3967  | 4365   | 4609   |
| 4498  | 4958   | 5116   |
| 2733  | 2971   | 3070   |
| 3134  | 3417   | 3518   |
| 4374  | 4830   | 4987   |
| 4882  | 5337   | 5501   |
| 2800  | 3036   | 3140   |
| 3183  | 3469   | 3574   |
| 3665  | 4002   | 4136   |
| 4184  | 4581   | 4827   |
| 4686  | 5140   | 5301   |

**Base Options**

|   | Code  | Price   |
|---|-------|---------|
| Alternate Table Height 32" & Under.....                 | BAH   | \$ 100  |
| Alternate Table Height 32" & Over.....                  | BSP   | \$ call |
| Bullet End Caps.....                                    | BBE   | \$ 129  |
| Casters (4), Dual Wheel Black<br>Hard Wheel X1, X4..... | CAS55 | \$ 171  |
| Casters (4), Dual Wheel Black<br>Soft Wheel X1, X4..... | CAS57 | \$ 171  |
| Self-Leveling Glides (4) X4.....                        | GLD04 | \$ 49   |

**Finish Options**

|                             |        |
|-----------------------------|--------|
| Chrome .....                | \$ 165 |
| Nickel.....                 | \$ 223 |
| Powder Coat, Standard ..... | n/c    |
| Powder Coat, Premium.....   | \$ 165 |
| Platinum.....               | \$ 488 |

**Top Options**

|                                   |     |        |
|-----------------------------------|-----|--------|
| Table Link (all four sides) ..... | TLK | \$ 251 |
| Table Link (two sides).....       | TLK | \$ 135 |
| Special Laminate.....             | TSP | call   |
| Custom Cutout (per cutout) .....  | TCC | \$ 120 |

**Power + Data Options**

Please reference the Power + Data Price List

**Wire Management Options**

|   |     |        |
|---|-----|--------|
| Cable Hook Legway T2 .....                        | WCK | \$ 119 |
| Canvas Legway .....                               | WCL | \$ 100 |
| Plastic Legway T2.....                            | WRL | \$ 78  |
| 1 Oval Brush Grommet, Location K.....             | WOK | \$ 97  |
| 1 Oval Brush Grommet, Provide Location Print..... | WOG | \$ 97  |
| 1 Round Grommet, Location K .....                 | WRK | \$ 76  |
| 1 Round Grommet, Provide Location Print .....     | WRG | \$ 76  |

**Accessories**

|                                    |     |       |
|------------------------------------|-----|-------|
| Table Floor Mount Bracket Set..... | AFB | \$ 57 |
|------------------------------------|-----|-------|



**Questions?**

800 876 2120

**OS** Quickship Program Product  
For Quickship specification details,  
visit [www.versteel.com/quickship](http://www.versteel.com/quickship)

edge ordering code (radius corner) >  
or  
edge ordering code (square corner) >  
top thickness >

edge ordering code (radius corner) >  
or  
edge ordering code (square corner) >  
top thickness >

top thickness price >

top >  
edge >

| Laminate PVC                     | Laminate T-Mold       | Laminate Wood                    | Laminate Soft PVC     | Laminate 1 1/2" Wood    | Laminate 1 1/2" Wood    |
|----------------------------------|-----------------------|----------------------------------|-----------------------|-------------------------|-------------------------|
| Flat                             | Convex                | Flat                             | Bumper                | Square                  | Bullnose                |
|                                  |                       |                                  |                       |                         |                         |
| <b>LP2R</b><br>or<br><b>LP3R</b> | <b>LT2</b> <b>LT3</b> | <b>LW2R</b><br>or<br><b>LW2S</b> | <b>LB2R</b>           | <b>LWS2</b> <b>LWS3</b> | <b>LWB2</b> <b>LWB3</b> |
| 1 1/4" 1 3/4"                    | 1 1/4" 1 3/4"         | 1 1/4"                           | 1 1/4"                | 1 1/4" 1 3/4"           | 1 1/4" 1 3/4"           |
| Fluted                           |                       | Fluted                           | Reverse Bevel Acrylic | Fluted                  |                         |
|                                  |                       |                                  |                       |                         |                         |
| <b>LPF2R</b> <b>LPF3R</b>        |                       | <b>LWF2R</b>                     | <b>LMRA2R</b>         | <b>LWF2</b>             | <b>LWF3</b>             |
| or<br><b>LPF2S</b> <b>LPF3S</b>  |                       | or<br><b>LWF2S</b>               | or<br><b>LMRA2S</b>   | 1 1/4" 1 3/4"           | 1 1/4" 1 3/4"           |
| 1 1/4" 1 3/4"                    |                       | 1 1/4"                           | 1 1/4"                |                         |                         |
| 1 1/4"                           | 1 3/4"                | 1 1/4"                           | 1 1/4"                | 1 1/4"                  | 1 3/4"                  |
| 895                              | 987                   | 1185                             | 1386                  | 1430                    |                         |
| 1061                             | 1149                  | 1346                             | 1548                  | 1590                    |                         |
| 1124                             | 1203                  | 1446                             | 1660                  | 1716                    |                         |
| 1290                             | 1365                  | 1610                             | 1824                  | 1882                    |                         |
| 1128                             | 1228                  | 1475                             | 1710                  | 1775                    |                         |
| 1292                             | 1388                  | 1641                             | 1874                  | 1937                    |                         |
| 1247                             | 1374                  | 1676                             | 1968                  | 2011                    |                         |
| 1412                             | 1537                  | 1840                             | 2130                  | 2175                    |                         |
| 1326                             | 1444                  | 1949                             | 2373                  | 2446                    |                         |
| 1490                             | 1610                  | 2114                             | 2536                  | 2614                    |                         |

**Base Style**

**Table Description**

**Model #**

**Product Wt**








X1

|              |                      |           |     |
|--------------|----------------------|-----------|-----|
| 24 x 30 Fix  | <b>PEX1 2430REFX</b> | <b>OS</b> | 42  |
| 24 x 30 Tilt | <b>PEX1 2430RETL</b> | <b>OS</b> | 45  |
| 24 x 36 Fix  | <b>PEX1 2436REFX</b> | <b>OS</b> | 49  |
| 24 x 36 Tilt | <b>PEX1 2436RETL</b> | <b>OS</b> | 52  |
| 30 x 36 Fix  | <b>PEX1 3036REFX</b> | <b>OS</b> | 58  |
| 30 x 36 Tilt | <b>PEX1 3036RETL</b> | <b>OS</b> | 62  |
| 30 x 48 Fix  | <b>PEX1 3048REFX</b> | <b>OS</b> | 95  |
| 30 x 48 Tilt | <b>PEX1 3048RETL</b> | <b>OS</b> | 99  |
| 36 x 48 Fix  | <b>PEX1 3648REFX</b> | <b>OS</b> | 105 |
| 36 x 48 Tilt | <b>PEX1 3648RETL</b> | <b>OS</b> | 109 |

**To Order, Specify...**

- 1 Model Number
- 2 Top Material
- 3 Edge Style and Thickness
- 4 Edge Color
- 5 Base Color
- 6 Additional Options



| Veneer Wood   | Veneer 1 1/4" Wood   | Veneer 1 1/4" Wood   |
|---|--|--|
| Flat<br><br><b>VW2R</b><br>or<br><b>VW2S</b><br>1 1/4"     | Square<br><br><b>VWS2 VWS3</b><br>1 1/4" 1 1/4" | Bullnose<br><br><b>VWB2 VWB3</b><br>1 1/4" 1 1/4" |
| Fluted<br><br><b>VWF2R</b><br>or<br><b>VWF2S</b><br>1 1/4" | Fluted<br><br><b>VWF2 VWF3</b><br>1 1/4" 1 1/4" |  |
| 1 1/4"  | 1 1/4"   | 1 1/4"   |
| 1872  | 2034   | 2181   |
| 2034  | 2197   | 2344   |
| 2150  | 2319   | 2486   |
| 2314  | 2484   | 2649   |
| 2233  | 2416   | 2586   |
| 2400  | 2584   | 2749   |
| 2536  | 2747   | 2954   |
| 2698  | 2912   | 3118   |
| 3083  | 3391   | 3528   |
| 3247  | 3552   | 3694   |

**Base Options**

|   | Code  | Price   |
|---|-------|---------|
| Alternate Table Height 32" & Under..... | BAH   | \$ 100  |
| Alternate Table Height 32" & Over.....  | BSP   | \$ call |
| Adjustable Height, Pneumatic.....       | BAX   | \$ 738  |
| Bullet End Caps.....                    | BBE   | \$ 129  |
| Casters (4), Dual Wheel Black           |       |         |
| Hard Wheel.....                         | CAS55 | \$ 171  |
| Casters (4), Dual Wheel Black           |       |         |
| Soft Wheel.....                         | CAS57 | \$ 171  |
| Self-Leveling Glides (4).....           | GLD04 | \$ 49   |

**Finish Options**

|                            |        |
|----------------------------|--------|
| Chrome.....                | \$ 165 |
| Nickel.....                | \$ 223 |
| Powder Coat, Standard..... | n/c    |
| Powder Coat, Premium.....  | \$ 165 |
| Platinum.....              | \$ 488 |

**Top Options**

|                                  |     |        |
|----------------------------------|-----|--------|
| Table Link (all four sides)..... | TLK | \$ 251 |
| Table Link (two sides).....      | TLK | \$ 135 |
| Special Laminate.....            | TSP | call   |
| Custom Cutout (per cutout).....  | TCC | \$ 120 |

**Power + Data Options**

Please reference the Power + Data Price List

**Accessories**

|                                    |     |       |
|------------------------------------|-----|-------|
| Table Floor Mount Bracket Set..... | AFB | \$ 57 |
|------------------------------------|-----|-------|



**Questions?**

800 876 2120

- Overlapping Folding Bases
  - Quickship Program Product
- For Quickship specification details, visit [www.versteel.com/quickship](http://www.versteel.com/quickship)

edge ordering code (radius corner) >  
or  
edge ordering code (square corner) >  
top thickness >

edge ordering code (radius corner) >  
or  
edge ordering code (square corner) >  
top thickness >

top >  
edge >

| Laminate PVC                       | Laminate T-Mold                    |               | Laminate Wood                      | Laminate Soft PVC                    | Laminate 1 1/2" Wood |                    | Laminate 1 1/2" Wood |                    |                    |
|------------------------------------|------------------------------------|---------------|------------------------------------|--------------------------------------|----------------------|--------------------|----------------------|--------------------|--------------------|
|                                    | Flat                               | Convex        | Flat                               | Bumper                               | Square               | Bullnose           |                      |                    |                    |
| <br>LP2R<br>or<br>LP2S<br>1 1/4"   | <br>LP3R<br>or<br>LP3S<br>1 3/4"   | LT2<br>1 1/4" | LT3<br>1 3/4"                      | <br>LW2R<br>or<br>LW2S<br>1 1/4"     | <br>LB2R<br>1 1/4"   | <br>LWS2<br>1 1/4" | <br>LWS3<br>1 3/4"   | <br>LWB2<br>1 1/4" | <br>LWB3<br>1 3/4" |
| <br>LPF2R<br>or<br>LPF2S<br>1 1/4" | <br>LPF3R<br>or<br>LPF3S<br>1 3/4" |               | <br>LWF2R<br>or<br>LWF2S<br>1 1/4" | <br>LMRA2R<br>or<br>LMRA2S<br>1 1/4" | <br>LWF2<br>1 1/4"   | <br>LWF3<br>1 3/4" |                      |                    |                    |
|                                    |                                    |               |                                    |                                      |                      |                    |                      |                    |                    |
|                                    |                                    |               |                                    |                                      |                      |                    |                      |                    |                    |

**Base Style**

**Table Description**

**Model #**






**Product Wt**



|                   |              |     |    |
|-------------------|--------------|-----|----|
| 18 x 48 Fix       | PET11848REFX | ≡OS | 50 |
| 18 x 48 Fold      | PET11848REFO | ≡OS | 52 |
| 18 x 48 Slim-Tilt | PET11848REST | ≡OS | 62 |
| 18 x 60 Fix       | PET11860REFX | ≡OS | 61 |
| 18 x 60 Fold      | PET11860REFD | ≡OS | 63 |
| 18 x 60 Slim-Tilt | PET11860REST | ≡OS | 73 |
| 18 x 72 Fix       | PET11872REFX | ≡OS | 69 |
| 18 x 72 Fold      | PET11872REFD | ≡OS | 71 |
| 18 x 72 Slim-Tilt | PET11872REST | ≡OS | 81 |
| 18 x 84 Fix       | PET11884REFX | ≡OS | 76 |
| 18 x 84 Fold      | PET11884REFD | ≡OS | 78 |
| 18 x 84 Slim-Tilt | PET11884REST | ≡OS | 88 |
| 18 x 90 Fix       | PET11890REFX | ≡OS | 80 |
| 18 x 90 Fold      | PET11890REFD | ≡OS | 82 |
| 18 x 90 Slim-Tilt | PET11890REST | ≡OS | 92 |
| 18 x 96 Fix       | PET11896REFX | ≡OS | 84 |
| 18 x 96 Fold      | PET11896REFD | ≡OS | 86 |
| 18 x 96 Slim-Tilt | PET11896REST | ≡OS | 96 |

**To Order, Specify...**

- 1 Model Number
- 2 Top Material
- 3 Edge Style and Thickness
- 4 Edge Color
- 5 Base Color
- 6 Additional Options

| Veneer Wood   | Veneer 1 1/4" Wood  | Veneer 1 1/4" Wood  |
|---|---|---|
| Flat<br><br><b>VW2R</b><br>or<br><b>VW2S</b><br>1 1/4"     | Square<br><br><b>VWS2</b> <b>VWS3</b><br>1 1/4" 1 1/4" | Bullnose<br><br><b>VWB2</b> <b>VWB3</b><br>1 1/4" 1 1/4" |
| Fluted<br><br><b>VWF2R</b><br>or<br><b>VWF2S</b><br>1 1/4" | Fluted<br><br><b>VWF2</b> <b>VWF3</b><br>1 1/4" 1 1/4" |   |
| 1 1/4"  | 1 1/4"  | 1 1/4"  |
| 2056  | 2233  | 2405  |
| 2461  | 2637  | 2808  |
| 2387  | 2564  | 2738  |
| 2229  | 2423  | 2636  |
| 2626  | 2822  | 3035  |
| 2555  | 2747  | 2963  |
| 2406  | 2621  | 2857  |
| 2808  | 3024  | 3259  |
| 2739  | 2953  | 3187  |
| 2612  | 2848  | 3104  |
| 3011  | 3247  | 3504  |
| 2937  | 3177  | 3428  |
| 3062  | 3354  | 3656  |
| 3463  | 3755  | 4053  |
| 3393  | 3683  | 3985  |
| 3062  | 3354  | 3656  |
| 3463  | 3755  | 4053  |
| 3393  | 3683  | 3985  |

**Base Options**

|  | <b>Code</b>  | <b>Price</b> |
|--|--------------|--------------|
| Assembled Folding Table .....  | <b>BAF</b>   | \$ 77        |
| Alternate Table Height 32" & Under.....  | <b>BAH</b>   | \$ 100       |
| Alternate Table Height 32" & Over.....   | <b>BSP</b>   | \$ call      |
| Adjustable Height, Motorized (Fix).....  | <b>BAM</b>   | \$ 2406      |
| Adjustable Height, Pin (Fix/Tilt).....   | <b>BAP</b>   | \$ 221       |
| Adjustable Height, Pneumatic (Fix/Tilt).....   | <b>BAT</b>   | \$ 1228      |
| Bullet End Caps .....  | <b>BBE</b>   | \$ 129       |
| Casters (4), Dual Wheel Black<br>Hard Wheel (to 72" length).....                                   | <b>CAS55</b> | \$ 171       |
| Casters (4), Dual Wheel Black<br>Soft Wheel (to 72" length).....                                   | <b>CAS57</b> | \$ 171       |
| Mix - Dual Wheel Casters & Glides (to 72" length) ..   | <b>BMD</b>   | \$ 163       |
| Self-Leveling Glides (4).....  | <b>GLD04</b> | \$ 49        |
| Stretcher Rail (Fix/Tilt) Finish Same as Base<br>Tables 36"H & Over Require a Stretcher Rail ..... | <b>BSR</b>   | \$ 243       |

**Finish Options**

|                             |        |
|-----------------------------|--------|
| Chrome .....                | \$ 165 |
| Nickel.....                 | \$ 223 |
| Powder Coat, Standard ..... | n/c    |
| Powder Coat, Premium.....   | \$ 165 |
| Platinum.....               | \$ 488 |

**Top Options**

|                                   |            |        |
|-----------------------------------|------------|--------|
| Table Link (all four sides) ..... | <b>TLK</b> | \$ 251 |
| Table Link (18" ends only) .....  | <b>TLE</b> | \$ 135 |
| Special Laminate.....             | <b>TSP</b> | call   |
| Custom Cutout (per cutout) .....  | <b>TCC</b> | \$ 120 |

**Power + Data Options**

Please reference the Power + Data Price List

**Wire Management Options**

|   |            |        |
|---|------------|--------|
| Basket, Under Top Mount .....                     | <b>WBT</b> | \$ 97  |
| Plastic Runner, Under Top Mount .....             | <b>WRT</b> | \$ 165 |
| Cable Hook Legway .....                           | <b>WCK</b> | \$ 119 |
| Canvas Legway .....                               | <b>WCL</b> | \$ 100 |
| Plastic Legway.....                               | <b>WRL</b> | \$ 78  |
| 1 Oval Brush Grommet, Location A .....            | <b>WOA</b> | \$ 97  |
| 2 Oval Brush Grommets, Location E .....           | <b>WOE</b> | \$ 194 |
| 1 Oval Brush Grommet, Provide Location Print..... | <b>WOG</b> | \$ 97  |
| 1 Round Grommet, Location A .....                 | <b>WRA</b> | \$ 76  |
| 2 Round Grommets, Location E.....                 | <b>WRE</b> | \$ 152 |
| 1 Round Grommet, Provide Location Print .....     | <b>WRG</b> | \$ 76  |

**Accessories**

|   |                |         |
|---|----------------|---------|
| Keyboard Platform w/Mouse Surface ..... | <b>AKP27M</b>  | \$ 760  |
| CPU Holder (3" fixed).....              | <b>ACPU3F</b>  | \$ 155  |
| Table Transport .....                   | <b>ATT3054</b> | \$ 1855 |
| Table Floor Mount Bracket Set.....      | <b>AFB</b>     | \$ 57   |



**Questions?**

800 876 2120

Overlapping Folding Bases  
 Quickship Program Product  
 For Quickship specification details, visit [www.versteel.com/quickship](http://www.versteel.com/quickship)

top >  
edge >

edge ordering code (radius corner) >  
or  
edge ordering code (square corner) >  
top thickness >

edge ordering code (radius corner) >  
or  
edge ordering code (square corner) >  
top thickness >

top thickness price >

| Laminate PVC                                 | Laminate T-Mold                              | Laminate Wood                                | Laminate Soft PVC                              | Laminate 1 1/2" Wood                     | Laminate 1 1/2" Wood                     |  |
|--|--|--|--|--|--|--|
| Flat   | Convex                                       | Flat   | Bumper   | Square                                   | Bullnose                                 |  |
|  |  |  |  |  |  |  |
| <b>LP2R</b><br>or<br><b>LP2S</b><br>1 1/4"   | <b>LP3R</b><br>or<br><b>LP3S</b><br>1 3/4"   | <b>LT2</b><br><b>LT3</b><br>1 1/4" 1 3/4"    | <b>LW2R</b><br>or<br><b>LW2S</b><br>1 1/4"     | <b>LB2R</b><br>1 1/4"                    | <b>LWS2</b> <b>LWS3</b><br>1 1/4" 1 3/4" | <b>LWB2</b> <b>LWB3</b><br>1 1/4" 1 3/4" |
| Fluted                                       |  | Fluted                                       | Reverse Bevel Acrylic                          | Fluted                                   |  |  |
|  |  |  |  |  |  |  |
| <b>LPF2R</b><br>or<br><b>LPF2S</b><br>1 1/4" | <b>LPF3R</b><br>or<br><b>LPF3S</b><br>1 3/4" | <b>LWF2R</b><br>or<br><b>LWF2S</b><br>1 1/4" | <b>LMRA2R</b><br>or<br><b>LMRA2S</b><br>1 1/4" | <b>LWF2</b> <b>LWF3</b><br>1 1/4" 1 3/4" |  |  |
| 1 1/4"                                       | 1 3/4"                                       | 1 1/4"                                       | 1 1/4"   | 1 1/4"                                   | 1 3/4"                                   |  |
| 964  | 1011   | 1378   | 1657   | 1693                                     |  |  |
| 988  | 1038   | 1404   | 1683   | 1721                                     |  |  |
| 1389   | 1440   | 1805   | 2082   | 2121                                     |  |  |
| 1315   | 1364   | 1730   | 2009   | 2046                                     |  |  |
| 1064   | 1132   | 1580   | 1930   | 1956                                     |  |  |
| 1463   | 1532   | 1981   | 2328   | 2355                                     |  |  |
| 1392   | 1460   | 1908   | 2259   | 2286                                     |  |  |
| 1242   | 1296   | 1803   | 2181   | 2208                                     |  |  |
| 1643   | 1697   | 2201   | 2584   | 2614                                     |  |  |
| 1569   | 1625   | 2129   | 2511   | 2541                                     |  |  |
| 1322   | 1340   | 2011   | 2477   | 2498                                     |  |  |
| 1723   | 1741   | 2413   | 2880   | 2896                                     |  |  |
| 1649   | 1667   | 2342   | 2805   | 2823                                     |  |  |
| 1550   | 1576   | 2346   | 2881   | 2937                                     |  |  |
| 1949   | 1975   | 2746   | 3281   | 3337                                     |  |  |
| 1876   | 1902   | 2675   | 3208   | 3266                                     |  |  |
| 1550   | 1576   | 2346   | 2881   | 2937                                     |  |  |
| 1949   | 1975   | 2746   | 3281   | 3337                                     |  |  |
| 1876   | 1902   | 2675   | 3208   | 3266                                     |  |  |






| Base Style        | Table Description | Model #      | Product Wt |
|-------------------|-------------------|--------------|------------|
|                   | 24 x 42 Fix       | PET12442REFX | ≅OS 56     |
|                   | 24 x 48 Fix       | PET12448REFX | ≅OS 61     |
|                   | 24 x 48 Fold      | PET12448REFO | ≅OS 65     |
|                   | 24 x 48 Slim-Tilt | PET12448REST | ≅OS 73     |
|                   | 24 x 60 Fix       | PET12460REFX | ≅OS 74     |
|                   | 24 x 60 Fold      | PET12460REFD | ≅OS 78     |
|                   | 24 x 60 Slim-Tilt | PET12460REST | ≅OS 86     |
|                   | 24 x 72 Fix       | PET12472REFX | ≅OS 84     |
|                   | 24 x 72 Fold      | PET12472REFD | ≅OS 88     |
|                   | 24 x 72 Slim-Tilt | PET12472REST | ≅OS 96     |
|                   | 24 x 84 Fix       | PET12484REFX | ≅OS 94     |
|                   | 24 x 84 Fold      | PET12484REFD | ≅OS 98     |
|                   | 24 x 84 Slim-Tilt | PET12484REST | ≅OS 106    |
|                   | 24 x 90 Fix       | PET12490REFX | ≅OS 99     |
|                   | 24 x 90 Fold      | PET12490REFD | ≅OS 103    |
|                   | 24 x 90 Slim-Tilt | PET12490REST | ≅OS 111    |
|                   | 24 x 96 Fix       | PET12496REFX | ≅OS 104    |
|                   | 24 x 96 Fold      | PET12496REFD | ≅OS 108    |
| 24 x 96 Slim-Tilt | PET12496REST      | ≅OS 116      |            |

**To Order, Specify...**

- 1 Model Number
- 2 Top Material
- 3 Edge Style and Thickness
- 4 Edge Color
- 5 Base Color
- 6 Additional Options





| Veneer Wood   | Veneer 1 1/4" Wood   | Veneer 1 1/4" Wood   |
|---|--|--|
| Flat<br><br><b>VW2R</b><br>or<br><b>VW2S</b><br>1 1/4"     | Square<br><br><b>VWS2 VWS3</b><br>1 1/4" 1 1/4" | Bullnose<br><br><b>VWB2 VWB3</b><br>1 1/4" 1 1/4" |
| Fluted<br><br><b>VWF2R</b><br>or<br><b>VWF2S</b><br>1 1/4" | Fluted<br><br><b>VWF2 VWF3</b><br>1 1/4" 1 1/4" |  |
| 1 1/4"  | 1 1/4"   | 1 1/4"   |
| 2134  | 2319   | 2508   |
| 2158  | 2346   | 2535   |
| 2562  | 2747   | 2936   |
| 2488  | 2673   | 2859   |
| 2392  | 2606   | 2813   |
| 2793  | 3004   | 3213   |
| 2722  | 2936   | 3142   |
| 2610  | 2846   | 3097   |
| 3010  | 3243   | 3502   |
| 2937  | 3176   | 3426   |
| 2872  | 3142   | 3417   |
| 3273  | 3543   | 3819   |
| 3203  | 3472   | 3746   |
| 3236  | 3545   | 3859   |
| 3634  | 3946   | 4260   |
| 3565  | 3874   | 4189   |
| 3236  | 3545   | 3859   |
| 3634  | 3946   | 4260   |
| 3565  | 3874   | 4189   |

**Base Options**

|   | <b>Code</b>  | <b>Price</b> |
|---|--------------|--------------|
| Assembled Folding Table .....   | <b>BAF</b>   | \$ 77        |
| Alternate Table Height 32" & Under.....   | <b>BAH</b>   | \$ 100       |
| Alternate Table Height 32" & Over.....  | <b>BSP</b>   | \$ call      |
| Adjustable Height, Motorized (Fix).....   | <b>BAM</b>   | \$ 2406      |
| Adjustable Height, Pin (Fix/Tilt).....  | <b>BAP</b>   | \$ 221       |
| Adjustable Height, Pneumatic (Fix/Tilt).....  | <b>BAT</b>   | \$ 1228      |
| Bullet End Caps .....   | <b>BBE</b>   | \$ 129       |
| Casters (4), Dual Wheel Black<br>Hard Wheel (to 72" length).....                                    | <b>CAS55</b> | \$ 171       |
| Casters (4), Dual Wheel Black<br>Soft Wheel (to 72" length).....                                    | <b>CAS57</b> | \$ 171       |
| Mix - Dual Wheel Casters & Glides (to 72" length) ..  | <b>BMD</b>   | \$ 163       |
| Self-Leveling Glides (4).....   | <b>GLD04</b> | \$ 49        |
| Stretcher Rail (Fix/Tilt) Finish Same as Base<br>Tables 36" H & Over Require a Stretcher Rail ..... | <b>BSR</b>   | \$ 243       |

**Finish Options**

|                             |        |
|-----------------------------|--------|
| Chrome .....                | \$ 165 |
| Nickel.....                 | \$ 223 |
| Powder Coat, Standard ..... | n/c    |
| Powder Coat, Premium.....   | \$ 165 |
| Platinum.....               | \$ 488 |

**Top Options**

|  |             |         |
|--|-------------|---------|
| Table Link (all four sides) .....  | <b>TLK</b>  | \$ 251  |
| Table Link (24" ends only).....  | <b>TLE</b>  | \$ 135  |
| Special Laminate.....  | <b>TSP</b>  | call    |
| Custom Cutout (per cutout).....  | <b>TCC</b>  | \$ 120  |
| Laptop Locker (each).....  | <b>TLA</b>  | \$ 1375 |
| (available on fixed tables only, see page 34 in<br>All Tables Price List for additional information) |             |         |
| Electronic Lock (per locker).....  | <b>TLEL</b> | \$ 359  |
| Power Unit (up to 10 lockers sequenced,<br>includes 1 key), required for electronic lock.....        | <b>TLP</b>  | \$ 567  |

**Power + Data Options**

Please reference the Power + Data Price List

**Wire Management Options**

|   |            |        |
|---|------------|--------|
| Basket, Under Top Mount .....                     | <b>WBT</b> | \$ 97  |
| Plastic Runner, Under Top Mount .....             | <b>WRT</b> | \$ 165 |
| Cable Hook Legway .....                           | <b>WCK</b> | \$ 119 |
| Canvas Legway .....                               | <b>WCL</b> | \$ 100 |
| Plastic Legway.....                               | <b>WRL</b> | \$ 78  |
| 1 Oval Brush Grommet, Location A .....            | <b>WOA</b> | \$ 97  |
| 2 Oval Brush Grommets, Location E .....           | <b>WOE</b> | \$ 194 |
| 1 Oval Brush Grommet, Provide Location Print..... | <b>WOG</b> | \$ 97  |
| 1 Round Grommet, Location A .....                 | <b>WRA</b> | \$ 76  |
| 2 Round Grommets, Location E .....                | <b>WRE</b> | \$ 152 |
| 1 Round Grommet, Provide Location Print .....     | <b>WRG</b> | \$ 76  |

**Accessories**

|   |                 |         |
|---|-----------------|---------|
| Keyboard Platform w/Mouse Surface ..... | <b>AKP27M</b>   | \$ 760  |
| CPU Holder (3" - 9" adjustment) .....   | <b>ACPU3-9F</b> | \$ 237  |
| CPU Holder (5" - 8" adjustment).....    | <b>ACPU5-8F</b> | \$ 155  |
| CPU Holder (3" - 5" adjustment).....    | <b>ACPU3F</b>   | \$ 155  |
| Table Transport .....                   | <b>ATT3054</b>  | \$ 1855 |
| Table Floor Mount Bracket Set.....      | <b>AFB</b>      | \$ 57   |



**Questions?**

800 876 2120

- Overlapping Folding Bases
- Indicates Number of Bases
- Quickship Program Product  
For Quickship specification details, visit [www.versteel.com/quickship](http://www.versteel.com/quickship)

top >  
edge >

edge ordering code (radius corner) >  
or  
edge ordering code (square corner) >  
top thickness >

edge ordering code (radius corner) >  
or  
edge ordering code (square corner) >  
top thickness >  
top thickness price >






| Laminate PVC                                 | Laminate T-Mold                              | Laminate Wood                                | Laminate Soft PVC                              | Laminate 1/2" Wood    | Laminate 1/2" Wood                         |  |
|--|--|--|--|-----------------------|--|--|
| Flat   | Convex                                       | Flat   | Bumper   | Square                | Bullnose                                   |  |
|  |  |  |  |                       |  |  |
| <b>LP2R</b><br>or<br><b>LP2S</b><br>1 1/4"   | <b>LP3R</b><br>or<br><b>LP3S</b><br>1 3/4"   | <b>LT2</b> <b>LT3</b><br>1 1/4"   1 3/4"     | <b>LW2R</b><br>or<br><b>LW2S</b><br>1 1/4"     | <b>LB2R</b><br>1 1/4" | <b>LWS2</b> <b>LWS3</b><br>1 1/4"   1 3/4" | <b>LWB2</b> <b>LWB3</b><br>1 1/4"   1 3/4" |
| Fluted                                       |  | Fluted                                       | Reverse Bevel Acrylic                          | Fluted                |  |  |
|  |  |  |  |                       |  |  |
| <b>LPF2R</b><br>or<br><b>LPF2S</b><br>1 1/4" | <b>LPF3R</b><br>or<br><b>LPF3S</b><br>1 3/4" | <b>LWF2R</b><br>or<br><b>LWF2S</b><br>1 1/4" | <b>LMRA2R</b><br>or<br><b>LMRA2S</b><br>1 1/4" | <b>LWF2</b><br>1 1/4" | <b>LWF3</b><br>1 3/4"                      |  |
| 1 1/4"                                       | 1 3/4"                                       | 1 1/4"                                       | 1 1/4"   | 1 1/4"                | 1 3/4"                                     |  |

| Base Style | Table Description | Model #              | Product Wt |
|------------|-------------------|----------------------|------------|
|            | 30 x 42 Fix       | <b>PET13042REFX</b>  | 65         |
|            | 30 x 48 Fix       | <b>PET13048REFX</b>  | 71         |
|            | 30 x 48 Fold      | <b>PET13048REFO</b>  | 75         |
|            | 30 x 48 Slim-Tilt | <b>PET13048REST</b>  | 83         |
|            | 30 x 60 Fix       | <b>PET13060REFX</b>  | 87         |
|            | 30 x 60 Fold      | <b>PET13060REFD</b>  | 91         |
|            | 30 x 60 Slim-Tilt | <b>PET13060REST</b>  | 99         |
|            | 30 x 72 Fix       | <b>PET13072REFX</b>  | 100        |
|            | 30 x 72 Fold      | <b>PET13072REFD</b>  | 104        |
|            | 30 x 72 Slim-Tilt | <b>PET13072REST</b>  | 112        |
|            | 30 x 84 Fix       | <b>PET13084REFX</b>  | 113        |
|            | 30 x 84 Fold      | <b>PET13084REFD</b>  | 117        |
|            | 30 x 84 Slim-Tilt | <b>PET13084REST</b>  | 125        |
|            | 30 x 90 Fix       | <b>PET13090REFX</b>  | 119        |
|            | 30 x 90 Fold      | <b>PET13090REFD</b>  | 123        |
|            | 30 x 90 Slim-Tilt | <b>PET13090REST</b>  | 131        |
|            | 30 x 96 Fix       | <b>PET13096REFX</b>  | 125        |
|            | 30 x 96 Fold      | <b>PET13096REFD</b>  | 129        |
|            | 30 x 96 Slim-Tilt | <b>PET13096REST</b>  | 137        |
|            | 30 x 120 Fix      | <b>PET130120REFX</b> | 156        |

**To Order, Specify...**

- 1 Model Number
- 2 Top Material
- 3 Edge Style and Thickness
- 4 Edge Color
- 5 Base Color
- 6 Additional Options



| Veneer Wood   | Veneer 1 1/4" Wood  | Veneer 1 1/4" Wood  |
|---|---|---|
| Flat<br><br><b>VW2R</b><br>or<br><b>VW2S</b><br>1 1/4"     | Square<br><br><b>VWS2</b> <b>VWS3</b><br>1 1/4" 1 1/4" | Bullnose<br><br><b>VWB2</b> <b>VWB3</b><br>1 1/4" 1 1/4" |
| Fluted<br><br><b>VWF2R</b><br>or<br><b>VWF2S</b><br>1 1/4" | Fluted<br><br><b>VWF2</b> <b>VWF3</b><br>1 1/4" 1 1/4" |   |
| 1 1/4"  | 1 1/4"  | 1 1/4"  |
| 2114  | 2297  | 2466  |
| 2394  | 2610  | 2813  |
| 2796  | 3011  | 3215  |
| 2722  | 2936  | 3140  |
| 2652  | 2894  | 3132  |
| 3056  | 3295  | 3531  |
| 2980  | 3218  | 3457  |
| 2971  | 3242  | 3457  |
| 3372  | 3647  | 3859  |
| 3299  | 3575  | 3786  |
| 3248  | 3555  | 3858  |
| 3651  | 3957  | 4259  |
| 3579  | 3885  | 4188  |
| 3651  | 4004  | 4328  |
| 4052  | 4408  | 4731  |
| 3980  | 4336  | 4661  |
| 3651  | 4004  | 4328  |
| 4052  | 4408  | 4731  |
| 3980  | 4336  | 4661  |
| 4745  | 5191  | 5521  |

**Base Options**

|   | Code         | Price   |
|---|--------------|---------|
| Assembled Folding Table .....   | <b>BAF</b>   | \$ 77   |
| Alternate Table Height 32" & Under.....   | <b>BAH</b>   | \$ 100  |
| Alternate Table Height 32" & Over.....  | <b>BSP</b>   | \$ call |
| Adjustable Height, Motorized (Fix).....   | <b>BAM</b>   | \$ 2406 |
| Adjustable Height, Pin (Fix/Tilt).....  | <b>BAP</b>   | \$ 221  |
| Adjustable Height, Pneumatic (Fix/Tilt).....  | <b>BAT</b>   | \$ 1228 |
| Bullet End Caps .....   | <b>BBE</b>   | \$ 129  |
| Casters (4), Dual Wheel Black<br>Hard Wheel (to 72" length).....                                    | <b>CAS55</b> | \$ 171  |
| Casters (4), Dual Wheel Black<br>Soft Wheel (to 72" length).....                                    | <b>CAS57</b> | \$ 171  |
| Mix - Dual Wheel Casters & Glides (to 72" length) ..  | <b>BMD</b>   | \$ 163  |
| Self-Leveling Glides (4).....   | <b>GLD04</b> | \$ 49   |
| Stretcher Rail (Fix/Tilt) Finish Same as Base<br>Tables 36" H & Over Require a Stretcher Rail ..... | <b>BSR</b>   | \$ 243  |

**Finish Options**

|                             |        |
|-----------------------------|--------|
| Chrome .....                | \$ 165 |
| Nickel.....                 | \$ 223 |
| Powder Coat, Standard ..... | n/c    |
| Powder Coat, Premium.....   | \$ 165 |
| Platinum.....               | \$ 488 |

**Top Options**

|   |             |         |
|---|-------------|---------|
| Table Link (all four sides) .....   | <b>TLK</b>  | \$ 251  |
| Table Link (30" ends only) .....  | <b>TLE</b>  | \$ 135  |
| Special Laminate.....   | <b>TSP</b>  | call    |
| Custom Cutout (per cutout) .....  | <b>TCC</b>  | \$ 120  |
| Laptop Locker (each).....   | <b>TLA</b>  | \$ 1375 |
| (available on fixed tables only, see page 34 in All Tables Price List for additional information) |             |         |
| Electronic Lock (per locker).....   | <b>TLEL</b> | \$ 359  |
| Power Unit (up to 10 lockers sequenced, includes 1 key), required for electronic lock.....        | <b>TLP</b>  | \$ 567  |

**Power + Data Options**

Please reference the Power + Data Price List

**Wire Management Options**






|  |            |        |
|--|------------|--------|
| Basket, Under Top Mount .....                      | <b>WBT</b> | \$ 97  |
| Plastic Runner, Under Top Mount .....              | <b>WRT</b> | \$ 165 |
| Cable Hook Legway .....                            | <b>WCK</b> | \$ 119 |
| Canvas Legway .....                                | <b>WCL</b> | \$ 100 |
| Plastic Legway.....                                | <b>WRL</b> | \$ 78  |
| 1 Oval Brush Grommet, Location A .....             | <b>WOA</b> | \$ 97  |
| 2 Oval Brush Grommets, Location E .....            | <b>WOE</b> | \$ 194 |
| 1 Oval Brush Grommet, Provide Location Print ..... | <b>WOG</b> | \$ 97  |
| 1 Round Grommet, Location A .....                  | <b>WRA</b> | \$ 76  |
| 2 Round Grommets, Location E .....                 | <b>WRE</b> | \$ 152 |
| 1 Round Grommet, Provide Location Print .....      | <b>WRG</b> | \$ 76  |

**Accessories**

|   |                 |         |
|---|-----------------|---------|
| Keyboard Platform w/Mouse Surface ..... | <b>AKP27M</b>   | \$ 760  |
| CPU Holder (3" - 9" adjustment) .....   | <b>ACPU3-9F</b> | \$ 237  |
| CPU Holder (5" - 8" adjustment).....    | <b>ACPU5-8F</b> | \$ 155  |
| CPU Holder (3" - 5" adjustment).....    | <b>ACPU3F</b>   | \$ 155  |
| Table Transport .....                   | <b>ATT3054</b>  | \$ 1855 |
| Table Floor Mount Bracket Set.....      | <b>AFB</b>      | \$ 57   |





| Veneer Wood   | Veneer 1 1/4" Wood  | Veneer 1 1/4" Wood  |
|---|---|---|
| Flat<br><br><b>VW2R</b><br>or<br><b>VW2S</b><br>1 1/4"     | Square<br><br><b>VWS2</b> <b>VWS3</b><br>1 1/4" 1 1/4" | Bullnose<br><br><b>VWB2</b> <b>VWB3</b><br>1 1/4" 1 1/4" |
| Fluted<br><br><b>VWF2R</b><br>or<br><b>VWF2S</b><br>1 1/4" | Fluted<br><br><b>VWF2</b> <b>VWF3</b><br>1 1/4" 1 1/4" |   |
| 1 1/4"  | 1 1/4"  | 1 1/4"  |
| 2943  | 3247  | 3390  |
| 3347  | 3651  | 3789  |
| 3268  | 3576  | 3716  |
| 3122  | 3446  | 3586  |
| 3522  | 3847  | 3986  |
| 3450  | 3777  | 3914  |
| 3483  | 3855  | 4003  |
| 3885  | 4255  | 4402  |
| 3811  | 4184  | 4330  |
| 3799  | 4206  | 4384  |
| 4201  | 4609  | 4786  |
| 4128  | 4535  | 4712  |
| 4065  | 4509  | 4697  |
| 4465  | 4908  | 5098  |
| 4396  | 4835  | 5028  |
| 4065  | 4509  | 4697  |
| 4465  | 4908  | 5098  |
| 4396  | 4835  | 5028  |
| 5324  | 5880  | 6071  |

**Base Options**

|   | Code         | Price   |
|---|--------------|---------|
| Assembled Folding Table .....   | <b>BAF</b>   | \$ 77   |
| Alternate Table Height 32" & Under.....   | <b>BAH</b>   | \$ 100  |
| Alternate Table Height 32" & Over.....  | <b>BSP</b>   | \$ call |
| Adjustable Height, Motorized (Fix).....   | <b>BAM</b>   | \$ 2406 |
| Adjustable Height, Pin (Fix/Tilt).....  | <b>BAP</b>   | \$ 221  |
| Adjustable Height, Pneumatic (Fix/Tilt).....  | <b>BAT</b>   | \$ 1228 |
| Bullet End Caps .....   | <b>BBE</b>   | \$ 129  |
| Casters (4), Dual Wheel Black<br>Hard Wheel (to 72" length).....                                    | <b>CAS55</b> | \$ 171  |
| Casters (4), Dual Wheel Black<br>Soft Wheel (to 72" length).....                                    | <b>CAS57</b> | \$ 171  |
| Mix - Dual Wheel Casters & Glides (to 72" length) ..  | <b>BMD</b>   | \$ 163  |
| Self-Leveling Glides (4).....   | <b>GLD04</b> | \$ 49   |
| Stretcher Rail (Fix/Tilt) Finish Same as Base<br>Tables 36" H & Over Require a Stretcher Rail ..... | <b>BSR</b>   | \$ 243  |

**Finish Options**

|                             |        |
|-----------------------------|--------|
| Chrome .....                | \$ 165 |
| Nickel.....                 | \$ 223 |
| Powder Coat, Standard ..... | n/c    |
| Powder Coat, Premium.....   | \$ 165 |
| Platinum.....               | \$ 488 |

**Top Options**

|  |             |         |
|--|-------------|---------|
| Table Link (all four sides) .....  | <b>TLK</b>  | \$ 251  |
| Table Link (36" ends only) .....   | <b>TLE</b>  | \$ 135  |
| Special Laminate.....  | <b>TSP</b>  | call    |
| Custom Cutout (per cutout) .....   | <b>TCC</b>  | \$ 120  |
| Laptop Locker (each).....  | <b>TLA</b>  | \$ 1375 |
| (available on fixed tables only, see page 34 in<br>All Tables Price List for additional information) |             |         |
| Electronic Lock (per locker).....  | <b>TLEL</b> | \$ 359  |
| Power Unit (up to 10 lockers sequenced,<br>includes 1 key), required for electronic lock.....        | <b>TLP</b>  | \$ 567  |

**Power + Data Options**

Please reference the Power + Data Price List

**Wire Management Options**

|   |            |        |
|---|------------|--------|
| Basket, Under Top Mount .....                     | <b>WBT</b> | \$ 97  |
| Plastic Runner, Under Top Mount .....             | <b>WRT</b> | \$ 165 |
| Cable Hook Legway .....                           | <b>WCK</b> | \$ 119 |
| Canvas Legway .....                               | <b>WCL</b> | \$ 100 |
| Plastic Legway.....                               | <b>WRL</b> | \$ 78  |
| 1 Oval Brush Grommet, Location A.....             | <b>WOA</b> | \$ 97  |
| 2 Oval Brush Grommets, Location E.....            | <b>WOE</b> | \$ 194 |
| 1 Oval Brush Grommet, Provide Location Print..... | <b>WOG</b> | \$ 97  |
| 1 Round Grommet, Location A .....                 | <b>WRA</b> | \$ 76  |
| 2 Round Grommets, Location E.....                 | <b>WRE</b> | \$ 152 |
| 1 Round Grommet, Provide Location Print .....     | <b>WRG</b> | \$ 76  |

**Accessories**

|   |                 |         |
|---|-----------------|---------|
| Keyboard Platform w/Mouse Surface ..... | <b>AKP27M</b>   | \$ 760  |
| CPU Holder (3" - 9" adjustment) .....   | <b>ACPU3-9F</b> | \$ 237  |
| CPU Holder (5" - 8" adjustment).....    | <b>ACPU5-8F</b> | \$ 155  |
| CPU Holder (3" - 5" adjustment).....    | <b>ACPU3F</b>   | \$ 155  |
| Table Transport.....                    | <b>ATT3054</b>  | \$ 1855 |
| Table Floor Mount Bracket Set.....      | <b>AFB</b>      | \$ 57   |



**Questions?**

800 876 2120

⊕ Indicates Number of Bases

⊖ Quickship Program Product  
For Quickship specification details,  
visit [www.versteel.com/quickship](http://www.versteel.com/quickship)

edge ordering code (radius corner) >

or

edge ordering code (square corner) >

top thickness >

edge ordering code (radius corner) >

or

edge ordering code (square corner) >

top thickness price >

top >  
edge >

| Laminate PVC                                 | Laminate T-Mold                              | Laminate Wood                                | Laminate Soft PVC                              | Laminate 1 1/2" Wood                       | Laminate 1 1/2" Wood                       |  |       |
|--|--|--|--|--|--|--|-------|
| Flat   | Convex                                       | Flat   | Bumper   | Square                                     | Bullnose                                   |  |       |
|  |  |  |  |  |  |  |       |
| <b>LP2R</b><br>or<br><b>LP2S</b><br>1 1/4"   | <b>LP3R</b><br>or<br><b>LP3S</b><br>1 3/4"   | <b>LT2</b> <b>LT3</b><br>1 1/4"   1 3/4"     | <b>LW2R</b><br>or<br><b>LW2S</b><br>1 1/4"     | <b>LB2R</b><br>1 1/4"                      | <b>LWS2</b> <b>LWS3</b><br>1 1/4"   1 3/4" | <b>LWB2</b> <b>LWB3</b><br>1 1/4"   1 3/4" |       |
| Fluted                                       |  | Fluted                                       | Reverse Bevel Acrylic                          | Fluted                                     |  |  |       |
|  |  |  |  |  |  |  |       |
| <b>LPF2R</b><br>or<br><b>LPF2S</b><br>1 1/4" | <b>LPF3R</b><br>or<br><b>LPF3S</b><br>1 3/4" | <b>LWF2R</b><br>or<br><b>LWF2S</b><br>1 1/4" | <b>LMRA2R</b><br>or<br><b>LMRA2S</b><br>1 1/4" | <b>LWF2</b> <b>LWF3</b><br>1 1/4"   1 3/4" |  |  |       |
| 1 1/4"                                       | 1 3/4"                                       | 1 1/4"                                       | 1 1/4"   | 1 1/4"                                     | 1 3/4"                                     |  |       |
| <b>T2</b>                                    | 42 x 72 Fix<br><b>PET2 4272REFX</b> ⊖⓪S      | 151  | 1946   | 2151                                       | 2854                                       | 3460                                       | 3552  |
|  | 42 x 72 Fold<br><b>PET2 4272REFD</b> ⊖⓪S     | 159  | 2453   | 2662                                       | 3361                                       | 3967                                       | 4063  |
|  | 42 x 84 Fix<br><b>PET2 4284REFX</b> ⊖⓪S      | 169  | 2098   | 2343                                       | 3284                                       | 4076                                       | 4217  |
|  | 42 x 84 Fold<br><b>PET2 4284REFD</b> ⊖⓪S     | 177  | 2603   | 2848                                       | 3789                                       | 4584                                       | 4724  |
|  | 42 x 96 Fix<br><b>PET2 4296REFX</b> ⊖⓪S      | 187  | 2183   | 2439                                       | 3415                                       | 4235                                       | 4412  |
|  | 42 x 96 Fold<br><b>PET2 4296REFD</b> ⊖⓪S     | 195  | 2692   | 2945                                       | 3918                                       | 4740                                       | 4917  |
|  | 48 x 96 Fix<br><b>PET2 4896REFX</b> ⊖⓪S      | 206  | 2259   | 2522                                       | 3571                                       | 4451                                       | 4662  |
|  | 48 x 96 Fold<br><b>PET2 4896REFD</b> ⊖⓪S     | 214  | 2770   | 3032                                       | 4080                                       | 4962                                       | 5168  |
|  | 48 x 120 Fix<br><b>PET2 48120REFX</b> ⊖⓪S    | 256  |  | 3338                                       |  |  | 5979  |
|  | 48 x 144 Fix<br><b>PET2 48144REFX</b> ⊖⓪S    | 295  |  | 4384                                       |  |  | 7264  |
|  | 48 x 192 Fix<br><b>PET2 48192REFX</b> ⊖⓪S    | 412  |  | 5300                                       |  |  | 10281 |
| <b>P3</b>                                    | 36 x 72 Fix<br><b>PEP3 3672REFX</b> ⊖⓪S      | 138  | 1805   | 1913                                       | 2562                                       | 3072                                       | 3115  |
|  | 42 x 84 Fix<br><b>PEP3 4284REFX</b> ⊖⓪S      | 170  | 2340   | 2581                                       | 3522                                       | 4315                                       | 4456  |
| <b>P4</b>                                    | 48 x 96 Fix<br><b>PEP4 4896REFX</b> ⊖⓪S      | 210  | 2571   | 2836                                       | 3885                                       | 4763                                       | 4973  |
|  | 48 x 120 Fix<br><b>PEP4 48120REFX</b> ⊖⓪S    | 259  | 3465   | 3806                                       |  |  | 6446  |
|  | 48 x 144 Fix<br><b>PEP4 48144REFX</b> ⊖⓪S    | 298  | 4415   | 4852                                       |  |  | 7737  |
|  | 48 x 192 Fix<br><b>PEP4 48192REFX</b> ⊖⓪S    | 421  | 5394   | 5924                                       |  |  | 10909 |
|  | 60 x 120 Fix<br><b>PEP4 60120REFX</b> ⊖⓪S    | 308  | 4124   | 4530                                       |  |  | 7656  |
|  | 60 x 144 Fix<br><b>PEP4 60144REFX</b> ⊖⓪S    | 357  | 5155   | 5664                                       |  |  | 9527  |
|  | 60 x 192 Fix<br><b>PEP4 60192REFX</b> ⊖⓪S    | 499  | 6706   | 7370                                       |  |  | 12452 |
|  | 60 x 240 Fix<br><b>PEP4 60240REFX</b> ⊖⓪S    | 616  | 8619   | 9471                                       |  |  | 14615 |

**Base Style**

**Table Description**

**Model #**

**Product Wt**



T2








P3, 4

**To Order, Specify...**

- ① Model Number
- ② Top Material
- ③ Edge Style and Thickness
- ④ Edge Color
- ⑤ Base Color
- ⑥ Additional Options



| Veneer Wood   | Veneer 1 1/4" Wood  | Veneer 1 1/4" Wood  |
|---|---|---|
| Flat<br><br><b>VW2R</b><br>or<br><b>VW2S</b><br>1 1/4"     | Square<br><br><b>VWS2</b> <b>VWS3</b><br>1 1/4" 1 1/4" | Bullnose<br><br><b>VWB2</b> <b>VWB3</b><br>1 1/4" 1 1/4" |
| Fluted<br><br><b>VWF2R</b><br>or<br><b>VWF2S</b><br>1 1/4" | Fluted<br><br><b>VWF2</b> <b>VWF3</b><br>1 1/4" 1 1/4" |   |
| 1 1/4"  | 1 1/4"  | 1 1/4"  |
| 4140  | 4572  | 4740  |
| 4645  | 5082  | 5248  |
| 4523  | 5002  | 5186  |
| 5031  | 5509  | 5693  |
| 4875  | 5394  | 5590  |
| 5379  | 5896  | 6098  |
| 5261  | 5824  | 6020  |
| 5768  | 6335  | 6531  |
|   |   | 7634  |
|   |   | 9281  |
|   |   | 11821   |
|   |   | 0   |
| 3938  | 4312  | 4457  |
| 4762  | 5242  | 5425  |
|   |   | 0   |
| 5574  | 6136  | 6336  |
|   |   | 8102  |
|   |   | 9752  |
|   |   | 12449   |
|   |   | 9711  |
|   |   | 11092   |
|   |   | 13487   |
|   |   | 17823   |

**Base Options**

|   | Code | Price   |
|---|------|---------|
| Assembled Folding Table .....   | .BAF | \$ 77   |
| Alternate Table Height 32" & Under.....   | .BAH | \$ 100  |
| Alternate Table Height 32" & Over.....  | .BSP | \$ call |
| Bullet End Caps.....  | .BBE | \$ 129  |
| Stretcher Rail (Fix/Tilt) Finish Same as Base<br>Tables 36" H & Over Require a Stretcher Rail ..... | .BSR | \$ 243  |

**Finish Options**

|                             |        |
|-----------------------------|--------|
| Chrome .....                | \$ 165 |
| Nickel.....                 | \$ 223 |
| Powder Coat, Standard ..... | n/c    |
| Powder Coat, Premium.....   | \$ 165 |
| Platinum.....               | \$ 488 |

**Top Options**

|  |       |         |
|--|-------|---------|
| 2-Piece Top (120" length only) .....   | .T2P  | \$ 629  |
| Table Link (all four sides) .....  | .TLK  | \$ 251  |
| Table Link (36", 42", 48" or 60" ends only) .....  | .TLE  | \$ 135  |
| Special Laminate.....  | .TSP  | call    |
| Custom Cutout (per cutout) .....   | .TCC  | \$ 120  |
| Laptop Locker (each).....  | .TLA  | \$ 1375 |
| (available on fixed tables only, see page 34 in<br>All Tables Price List for additional information) |       |         |
| Electronic Lock (per locker).....  | .TLEL | \$ 359  |
| Power Unit (up to 10 lockers sequenced,<br>includes 1 key), required for electronic lock.....        | .TLPU | \$ 567  |

**Power + Data Options**

Please reference the Power + Data Price List

**Wire Management Options**

|   |      |        |
|---|------|--------|
| Basket, Under Top Mount .....                       | .WBT | \$ 97  |
| Cable Hook Legway T2 .....                          | .WCK | \$ 119 |
| Canvas Legway .....                                 | .WCL | \$ 100 |
| Plastic Legway T2 .....                             | .WRL | \$ 78  |
| 1 Oval Brush Grommet, Location K.....               | .WOK | \$ 97  |
| 1 Oval Brush Grommet, Provide Location Print. ....  | .WOG | \$ 97  |
| 1 Round Grommet, Location K .....                   | .WRK | \$ 76  |
| 1 Round Grommet, Provide Location Print .....       | .WRG | \$ 76  |
| Power Hatch (black), Available in 6" increments ... | .WPH |        |
| 24" or less (each) .....                            |      | \$ 256 |
| 25" to 48" (each) .....                             |      | \$ 333 |
| 49" to 81" (each).....                              |      | \$ 405 |

**Accessories**

|                                       |      |       |
|---------------------------------------|------|-------|
| Table Floor Mount Bracket Set T2..... | .AFB | \$ 57 |
|---------------------------------------|------|-------|



**Questions?**

800 876 2120

- Overlapping Folding Bases
- Indicates Number of Bases
- Quickship Program Product  
For Quickship specification details, visit [www.versteel.com/quickship](http://www.versteel.com/quickship)

|                       |  |   |  |  |  |  |
|-----------------------|--|---|--|--|--|--|
| top ><br>edge >       | Laminate PVC<br>Flat<br><br><b>LP2R LP3R</b> | Laminate T-Mold<br>Convex<br><br><b>LT2 LT3</b> | Laminate Wood<br>Flat<br><br><b>LW2R</b> | Laminate Soft PVC<br>Bumper<br><br><b>LB2R</b> | Laminate 1 1/2" Wood<br>Square<br><br><b>LWS2 LWS3</b> | Laminate 1 1/2" Wood<br>Bullnose<br><br><b>LWB2 LWB3</b> |
| edge ordering code >  | <b>LP2R LP3R</b>                             | <b>LT2 LT3</b>                                  | <b>LW2R</b>                              | <b>LB2R</b>                                    | <b>LWS2 LWS3</b>                                       | <b>LWB2 LWB3</b>   |
| top thickness >       | 1 1/4" 1 3/4"                                | 1 1/4" 1 3/4"                                   | 1 1/4"                                   | 1 1/4"   | 1 1/4" 1 3/4"  | 1 1/4" 1 3/4"  |
| edge ordering code >  | <b>LPF2R LPF3R</b>                           |   | <b>LWF2R</b>                             | <b>LMRA2R</b>                                  | <b>LWF2 LWF3</b>                                       |  |
| top thickness >       | 1 1/4" 1 3/4"                                |   | 1 1/4"                                   | 1 1/4"   | 1 1/4" 1 3/4"  |  |
| top thickness price > | 1 1/4" 1 3/4"                                | 1 1/4" 1 3/4"                                   | 1 1/4"                                   | 1 1/4"   | 1 1/4" 1 3/4"  | 1 1/4" 1 3/4"  |






| Base Style | Table Description | Model #               | Product Wt | 1 1/4" | 1 3/4" | 1 1/4" | 1 1/4" | 1 3/4"    |
|------------|-------------------|-----------------------|------------|--------|--------|--------|--------|-----------|
| <br>T1     | 36 x 72 Fix       | <b>PET1 3672RAFX</b>  | 106        | 1724   | 1915   | 2658   |        | 3285 3396 |
|            | 36 x 72 Fold      | <b>PET1 3672RAFO</b>  | 110        | 2127   | 2317   | 3058   |        | 3685 3799 |
|            | 36 x 72 Tilt      | <b>PET1 3672RATL</b>  | 118        | 2052   | 2239   | 2983   |        | 3608 3723 |
| <br>T2     | 42 x 84 Fix       | <b>PET2 4284RAFX</b>  | 166        | 2254   | 2517   | 3631   |        | 4558 4673 |
|            | 42 x 84 Fold      | <b>PET2 4284RAFD</b>  | 174        | 2761   | 3026   | 4139   |        | 5065 5180 |
|            | 42 x 96 Fix       | <b>PET2 4296RAFX</b>  | 184        | 2477   | 2795   | 3851   |        | 4780 4990 |
|            | 42 x 96 Fold      | <b>PET2 4296RAFD</b>  | 192        | 2985   | 3306   | 4362   |        | 5287 5499 |
|            | 48 x 96 Fix       | <b>PET2 4896RAFX</b>  | 201        | 2526   | 2857   | 3986   |        | 4970 5103 |
|            | 48 x 96 Fold      | <b>PET2 4896RAFD</b>  | 209        | 3032   | 3363   | 4491   |        | 5477 5610 |
|            | 48 x 120 Fix      | <b>PET2 48120RAFX</b> | 251        |        | 3806   |        |        | 6265      |
| <br>P3, 4  | 48 x 144 Fix      | <b>PET2 48144RAFX</b> | 293        |        | 5161   |        |        | 8025      |
|            | 36 x 72 Fix       | <b>PEP3 3672RAFX</b>  | 134        | 2175   | 2366   | 3109   |        | 3738 3851 |
| <br>P4     | 42 x 84 fix       | <b>PEP3 4284RAFX</b>  | 164        | 2493   | 2755   | 3870   |        | 4796 4911 |
|            | 48 x 96 Fix       | <b>PEP4 4896RAFX</b>  | 203        | 2836   | 3167   | 4296   |        | 5282 5416 |
|            | 48 x 120 Fix      | <b>PEP4 48120RAFX</b> | 254        |        | 4616   |        |        | 7077      |
|            | 48 x 144 Fix      | <b>PEP4 48144RAFX</b> | 296        |        | 5633   |        |        | 8493      |
|            | 48 x 192 Fix      | <b>PEP4 48192RAFX</b> | 143        |        | 7158   |        |        | 12176     |
|            | 60 x 144 Fix      | <b>PEP4 60144RAFX</b> | 348        |        | 6634   |        |        | 10301     |
|            | 60 x 192 Fix      | <b>PEP4 60192RAFX</b> | 496        |        | 8593   |        |        | 13580     |

**To Order, Specify...**

- Model Number
- Top Material
- Edge Style and Thickness
- Edge Color
- Base Color
- Additional Options





| Veneer Wood   | Veneer 1 1/4" Wood  | Veneer 1 1/4" Wood  |
|---|---|---|
| Flat  | Square  | Bullnose  |
|  |  |  |
| <b>VW2R</b>   | <b>VWS2 VWS3</b>  | <b>VWB2 VWB3</b>  |
| 1 1/4"  | 1 1/4" 1 1/4"   | 1 1/4" 1 1/4"   |
| Fluted  | Fluted  |   |
|  |  |   |
| <b>VWF2R</b>  | <b>VWF2 VWF3</b>  |   |
| 1 1/4"  | 1 1/4" 1 1/4"   |   |
| 1 1/4"  | 1 1/4"  | 1 1/4"  |
| 5313  | 5888  | 6077  |
| 5717  | 6290  | 6483  |
| 5642  | 6216  | 6407  |
| 6266  | 6937  | 7198  |
| 6774  | 7442  | 7705  |
| 6840  | 7571  | 7833  |
| 7349  | 8078  | 8340  |
| 7013  | 7772  | 8048  |
| 7517  | 8278  | 8552  |
|   |   | 8963  |
|   |   | 12145   |
| 5766  | 6339  | 6531  |
| 6505  | 7175  | 7435  |
| 7324  | 8082  | 8359  |
|   |   | 9773  |
|   |   | 12614   |
|   |   | 16639   |
|   |   | 15161   |
|   |   | 19833   |

**Base Options**

|  | Code   | Price   |
|--|--------|---------|
| Assembled Folding Table .....                          | .BAF   | \$ 77   |
| Alternate Table Height 32" & Under.....                | .BAH   | \$ 100  |
| Alternate Table Height 32" & Over.....                 | .BSP   | \$ call |
| Bullet End Caps.....                                   | .BBE   | \$ 129  |
| Casters (4), Dual Wheel Black                          |        |         |
| Hard Wheel T1.....                                     | .CAS55 | \$ 171  |
| Casters (4), Dual Wheel Black                          |        |         |
| Soft Wheel T1.....                                     | .CAS57 | \$ 171  |
| Mix - Dual Wheel Casters & Glides T1.....              | .BMD   | \$ 163  |
| Self-Leveling Glides (4) T1 .....                      | .GLD04 | \$ 49   |
| Stretcher Rail T1 (Fix/Tilt) Finish Same as Base ..... | .BSR   | \$ 243  |

**Finish Options**

|                             |        |
|-----------------------------|--------|
| Chrome .....                | \$ 165 |
| Nickel.....                 | \$ 223 |
| Powder Coat, Standard ..... | n/c    |
| Powder Coat, Premium.....   | \$ 165 |
| Platinum.....               | \$ 488 |

**Top Options**

|                                      |      |        |
|--------------------------------------|------|--------|
| 2-Piece Top (120" length only) ..... | .T2P | \$ 629 |
| Special Laminate.....                | .TSP | call   |
| Custom Cutout (per cutout) .....     | .TCC | \$ 120 |

**Power + Data Options**

Please reference the Power + Data Price List

**Wire Management Options**

|   |      |        |
|---|------|--------|
| Basket, Under Top Mount .....                       | .WBT | \$ 97  |
| Cable Hook Legway T1, T2 .....                      | .WCK | \$ 119 |
| Canvas Legway .....                                 | .WCL | \$ 100 |
| Plastic Legway T1, T2.....                          | .WRL | \$ 78  |
| 1 Oval Brush Grommet, Location K.....               | .WOK | \$ 97  |
| 1 Oval Brush Grommet, Provide Location Print.....   | .WOG | \$ 97  |
| 1 Round Grommet, Location K .....                   | .WRK | \$ 76  |
| 1 Round Grommet, Provide Location Print .....       | .WRG | \$ 76  |
| Power Hatch (black), Available in 6" increments ... | .WPH |        |
| 24" or less (each) .....                            |      | \$ 256 |
| 25" to 48" (each) .....                             |      | \$ 333 |
| 49" to 81" (each).....                              |      | \$ 405 |

**Accessories**

|   |          |         |
|---|----------|---------|
| Table Transport .....                     | .ATT3054 | \$ 1855 |
| Table Floor Mount Bracket Set T1, T2..... | .AFB     | \$ 57   |



**Questions?**

800 876 2120

- Overlapping Folding Bases
- Indicates Number of Bases
- Quickship Program Product  
For Quickship specification details, visit [www.versteel.com/quickship](http://www.versteel.com/quickship)

top >  
edge >

edge ordering code >

top thickness >

edge ordering code >

top thickness >

top thickness price >

| Laminate PVC       | Laminate T-Mold   | Laminate Wood         | Laminate Soft PVC     | Laminate 1 1/2" Wood | Laminate 1 1/2" Wood     |
|--------------------|-------------------|-----------------------|-----------------------|----------------------|--------------------------|
| Flat               | Convex            | Flat                  | Bumper                | Square               | Bullnose                 |
|                    |                   |                       |                       |                      |                          |
| <b>LP2R LP3R</b>   | <b>LT2 LT3</b>    | <b>LW2R</b>           | <b>LB2R</b>           | <b>LWS2 LWS3</b>     | <b>LWB2 LWB3</b>         |
| 1 1/4" 1 3/4"      | 1 1/4" 1 3/4"     | 1 1/4"                | 1 1/4"                | 1 1/4" 1 3/4"        | 1 1/4" 1 3/4"            |
| Fluted             |                   | Fluted                | Reverse Bevel Acrylic | Fluted               |                          |
|                    |                   |                       |                       |                      |                          |
| <b>LPF2R LPF3R</b> |                   | <b>LWF2R</b>          | <b>LMRA2R</b>         | <b>LWF2 LWF3</b>     |                          |
| 1 1/4" 1 3/4"      |                   | 1 1/4"                | 1 1/4"                | 1 1/4" 1 3/4"        |                          |
| 1 1/4"             | 1 3/4"            | 1 1/4"                |                       | 1 1/4"               | 1 3/4"                   |
| <b>Oval</b>        |                   |                       |                       |                      |                          |
| T1                 | 36 x 72 Fix       | <b>PET1 3672OVFX</b>  |                       | 92                   | 1849 2054 2870 3565 3684 |
|                    | 36 x 72 Fold      | <b>PET1 3672OVFO</b>  |                       | 96                   | 2253 2458 3273 3967 4088 |
|                    | 36 x 72 Tilt      | <b>PET1 3672OVTL</b>  |                       | 104                  | 2177 2386 3203 3894 4016 |
| <b>T2</b>          |                   |                       |                       |                      |                          |
|                    | 42 x 84 Fix       | <b>PET2 4284OVFX</b>  |                       | 144                  | 2410 2698 4122 4942 5068 |
|                    | 48 x 96 Fix       | <b>PET2 4896OVFX</b>  |                       | 173                  | 2708 3074 4556 5398 5545 |
|                    | 48 x 120 Fix      | <b>PET2 48120OVFX</b> |                       | 214                  | 4117 6823                |
| <b>P3</b>          |                   |                       |                       |                      |                          |
|                    | 36 x 72 Fix       | <b>PEP3 3672OVFX</b>  |                       | 108                  | 2822 3211 4417 5498 5633 |
|                    | 42 x 84 Fix       | <b>PEP3 4284OVFX</b>  |                       | 142                  | 2846 3237 4557 5704 5848 |
| <b>P4</b>          |                   |                       |                       |                      |                          |
|                    | 48 x 96 Fix       | <b>PEP4 4896OVFX</b>  |                       | 175                  | 2919 3311 4632 5778 5922 |
|                    | 48 x 120 Fix      | <b>PEP4 48120OVFX</b> |                       | 217                  | 4728 7698                |
| <b>Boatshape</b>   |                   |                       |                       |                      |                          |
| <b>T2</b>          |                   |                       |                       |                      |                          |
|                    | 30 x 42 x 96 Fix  | <b>PET2 3096BTFX</b>  |                       | 176                  | 2584 2972 4179 5257 5392 |
|                    | 30 x 42 x 96 Fold | <b>PET2 3096BTFD</b>  |                       | 184                  | 3088 3478 4686 5764 5895 |
|                    | 36 x 48 x 96 Fix  | <b>PET2 3696BTFX</b>  |                       | 196                  | 2606 2998 4316 5464 5609 |
|                    | 36 x 48 x 96 Fold | <b>PET2 3696BTFD</b>  |                       | 204                  | 3112 3505 4823 5972 6116 |
|                    | 36 x 48 x 120 Fix | <b>PET2 36120BTFX</b> |                       | 240                  | 4259 7230                |
|                    | 36 x 48 x 144 Fix | <b>PET2 36144BTFX</b> |                       | 276                  | 5602 8767                |
| <b>P3</b>          |                   |                       |                       |                      |                          |
|                    | 30 x 42 x 96 Fix  | <b>PEP3 3096BTFX</b>  |                       | 172                  | 2822 3211 4417 5498 5633 |
| <b>P4</b>          |                   |                       |                       |                      |                          |
|                    | 36 x 48 x 96 Fix  | <b>PEP4 3696BTFX</b>  |                       | 197                  | 2919 3311 4632 5778 5922 |
|                    | 36 x 48 x 120 Fix | <b>PEP4 36120BTFX</b> |                       | 243                  | 4728 7698                |
|                    | 36 x 48 x 144 Fix | <b>PEP4 36144BTFX</b> |                       | 279                  | 6071 9241                |

**To Order, Specify...**

- Model Number
- Top Material
- Edge Style and Thickness
- Edge Color
- Base Color
- Additional Options



| Veneer Wood  | Veneer 1 1/4" Wood | Veneer 1 1/4" Wood |
|--------------|--------------------|--------------------|
| Flat         | Square             | Bullnose           |
|              |                    |                    |
| <b>VW2R</b>  | <b>VWS2 VWS3</b>   | <b>VWB2 VWB3</b>   |
| 1 1/4"       | 1 1/4" 1 1/4"      | 1 1/4" 1 1/4"      |
| Fluted       | Fluted             |                    |
|              |                    |                    |
| <b>VWF2R</b> | <b>VWF2 VWF3</b>   |                    |
| 1 1/4"       | 1 1/4" 1 1/4"      |                    |
| 1 1/4"       | 1 1/4"             | 1 1/4"             |
| 5796         | 6427               | 6638               |
| 6197         | 6828               | 7038               |
| 6125         | 6755               | 6966               |
| 7081         | 7562               | 7846               |
| 7920         | 8479               | 8783               |
|              |                    | 9795               |
| 7756         | 8563               | 8854               |
| 7944         | 8787               | 9061               |
| 8019         | 8860               | 9137               |
|              |                    | 10674              |
| 7517         | 8322               | 8616               |
| 8025         | 8829               | 9124               |
| 7705         | 8548               | 8826               |
| 8211         | 9055               | 9330               |
|              |                    | 10199              |
|              |                    | 13295              |
| 7756         | 8563               | 8854               |
| 8019         | 8860               | 9137               |
|              |                    | 10674              |
|              |                    | 13764              |

**Base Options**

|  | Code   | Price   |
|--|--------|---------|
| Assembled Folding Table .....                          | .BAF   | \$ 77   |
| Alternate Table Height 32" & Under.....                | .BAH   | \$ 100  |
| Alternate Table Height 32" & Over.....                 | .BSP   | \$ call |
| Bullet End Caps.....                                   | .BBE   | \$ 129  |
| Casters (4), Dual Wheel Black                          |        |         |
| Hard Wheel T1.....                                     | .CAS55 | \$ 171  |
| Casters (4), Dual Wheel Black                          |        |         |
| Soft Wheel T1.....                                     | .CAS57 | \$ 171  |
| Mix - Dual Wheel Casters & Glides T1.....              | .BMD   | \$ 163  |
| Self-Leveling Glides (4) T1 .....                      | .GLD04 | \$ 49   |
| Stretcher Rail T1 (Fix/Tilt) Finish Same as Base ..... | .BSR   | \$ 243  |

**Finish Options**

|                             |        |
|-----------------------------|--------|
| Chrome .....                | \$ 165 |
| Nickel.....                 | \$ 223 |
| Powder Coat, Standard ..... | n/c    |
| Powder Coat, Premium.....   | \$ 165 |
| Platinum.....               | \$ 488 |

**Top Options**

|                                      |      |        |
|--------------------------------------|------|--------|
| 2-Piece Top (120" length only) ..... | .T2P | \$ 629 |
| Special Laminate.....                | .TSP | call   |
| Custom Cutout (per cutout) .....     | .TCC | \$ 120 |

**Power + Data Options**

Please reference the Power + Data Price List

**Wire Management Options**

|   |      |        |
|---|------|--------|
| Basket, Under Top Mount .....                       | .WBT | \$ 97  |
| Cable Hook Legway T1, T2 .....                      | .WCK | \$ 119 |
| Canvas Legway .....                                 | .WCL | \$ 100 |
| Plastic Legway T1, T2.....                          | .WRL | \$ 78  |
| 1 Oval Brush Grommet, Location K.....               | .WOK | \$ 97  |
| 1 Oval Brush Grommet, Provide Location Print.....   | .WOG | \$ 97  |
| 1 Round Grommet, Location K .....                   | .WRK | \$ 76  |
| 1 Round Grommet, Provide Location Print .....       | .WRG | \$ 76  |
| Power Hatch (black), Available in 6" increments ... | .WPH |        |
| 24" or less (each) .....                            |      | \$ 256 |
| 25" to 48" (each) .....                             |      | \$ 333 |
| 49" to 81" (each).....                              |      | \$ 405 |

**Accessories**

|   |          |         |
|---|----------|---------|
| Table Transport .....                     | .ATT3054 | \$ 1855 |
| Table Floor Mount Bracket Set T1, T2..... | .AFB     | \$ 57   |

**Performance**

Split Top, Corner,  
Video Wedge + Transition



**Questions?**

800 876 2120

**OS** Quickship Program Product  
For Quickship specification details,  
visit [www.versteel.com/quickship](http://www.versteel.com/quickship)

top >  
edge >

edge ordering code (radius corner) >  
or  
edge ordering code (square corner) >  
top thickness >

edge ordering code (radius corner) >  
or  
edge ordering code (square corner) >  
top thickness >

top thickness price >





| Laminate<br>PVC                              | Laminate<br>T-Mold                               | Laminate<br>Wood                                | Laminate<br>Soft PVC                           | Laminate<br>1 1/4" Wood                     |   |
|--|--|---|--|---|---|
|  |  |   |  | Flat  | Convex                                      |
| Flat   | Convex   | Flat  | Bumper   | Square                                      |   |
|  |  |   |  |   |   |
| <b>LP2R</b><br>or<br><b>LP2S</b><br>1 1/4"   | <b>LP3R</b><br>or<br><b>LP3S</b><br>1 3/4"       | <b>LT2</b><br>or<br><b>LT3</b><br>1 1/4" 1 3/4" | <b>LW2R</b><br>or<br><b>LW2S</b><br>1 1/4"     | <b>LB2R</b><br>1 1/4"                       | <b>LWS2</b><br>1 1/4" <b>LWS3</b><br>1 3/4" |
| <b>LPF2R</b><br>or<br><b>LPF2S</b><br>1 1/4" | <b>LPF3R</b><br>or<br><b>LPF3S</b><br>1 3/4"     | <b>LWF2R</b><br>or<br><b>LWF2S</b><br>1 1/4"    | <b>LMRA2R</b><br>or<br><b>LMRA2S</b><br>1 1/4" | <b>LWF2</b><br>1 1/4" <b>LWF3</b><br>1 3/4" |   |
| 1 1/4"                                       | 1 3/4"   |   | 1 1/4"   | 1 1/4"                                      | 1 3/4"                                      |
| <b>TC</b>                                    | <b>Split Top</b>                                 |   |  |   |   |
|  | 36 x 60 Split Ellipse Fix <b>PETC 3660ESFX</b>   | 94  | 3549   | 3787  | 4375  |
|  | 36 x 72 Split Ellipse Fix <b>PETC 3672ESFX</b>   | 107   | 3711   | 4037  | 4721  |
| <b>TI</b>                                    | <b>Corner</b>                                    |   |  |   |   |
|  | 36 x 48 Split Rectangle Fix <b>PET1 3648RSFX</b> | 99  | 3047   | 3268  | 3780 4164 4240                              |
|  | 36 x 60 Split Rectangle Fix <b>PET1 3660RSFX</b> | 119   | 3207   | 3334  | 4112 4587 4661                              |
|  | 36 x 72 Split Rectangle Fix <b>PET1 3672RSFX</b> | 134   | 3369   | 3528  | 4443 5023 5118                              |
| <b>TI</b>                                    | <b>Corner</b>                                    |   |  |   |   |
|  | 24 x 42 Fix <b>PET1 2442CRFX</b> <b>OS</b>       | 80  | 1602   | 1688  | 2250 2578 2626                              |
|  | 30 x 48 Fix <b>PET1 3048CRFX</b> <b>OS</b>       | 99  | 1693   | 1900  | 2376 2727 2776                              |
| <b>P3</b>                                    | <b>Corner</b>                                    |   |  |   |   |
|  | 24 x 42 Fix <b>PEP3 2442CRFX</b> <b>OS</b>       | 101   | 2054   | 2145  | 2702 3032 3083                              |
|  | 30 x 48 Fix <b>PEP3 3048CRFX</b> <b>OS</b>       | 119   | 2149   | 2353  | 2829 3183 3235                              |
| <b>TI</b>                                    | <b>Video Wedge</b>                               |   |  |   |   |
|  | 24 x 48 Fix <b>PET1 2448VWFX</b> <b>OS</b>       | 46  | 1293   | 1494  | 1888 2297 2405                              |
|  | 30 x 60 Fix <b>PET1 3060VWFX</b> <b>OS</b>       | 61  | 1528   | 1790  | 2344 2901 3027                              |
|  | 36 x 72 Fix <b>PET1 3672VWFX</b> <b>OS</b>       | 84  | 1834   | 2181  | 2866 3571 3718                              |
| <b>P3</b>                                    | <b>Video Wedge</b>                               |   |  |   |   |
|  | 24 x 48 Fix <b>PEP3 2448VWFX</b> <b>OS</b>       | 64  | 1752   | 1955  | 2346 2755 2865                              |
|  | 30 x 60 Fix <b>PEP3 3060VWFX</b> <b>OS</b>       | 78  | 1982   | 2250  | 2800 3360 3483                              |
|  | 36 x 72 Fix <b>PEP3 3672VWFX</b> <b>OS</b>       | 96  | 2286   | 2636  | 3319 4026 4172                              |
| <b>TI</b>                                    | <b>Transition</b>                                |   |  |   |   |
|  | 24 x 30 Fix <b>PET1 2430TRFX</b> <b>OS</b>       | 43  | 1102   | 1231  | 1547 1796 1836                              |
|  | 30 x 30 Fix <b>PET1 3030TRFX</b> <b>OS</b>       | 48  | 1105   | 1233  | 1550 1800 1838                              |
|  | 36 x 30 Fix <b>PET1 3630TRFX</b> <b>OS</b>       | 52  | 1172   | 1315  | 1745 2023 2134                              |
| <b>P3</b>                                    | <b>Transition</b>                                |   |  |   |   |
|  | 24 x 30 Fix <b>PEP3 2430TRFX</b> <b>OS</b>       | 60  | 1564   | 1692  | 2008 2256 2297                              |
|  | 30 x 30 Fix <b>PEP3 3030TRFX</b> <b>OS</b>       | 64  | 1568   | 1697  | 2011 2260 2302                              |
|  | 36 x 30 Fix <b>PEP3 3630TRFX</b> <b>OS</b>       | 68  | 1630   | 1776  | 2203 2480 2593                              |



**To Order, Specify...**

- 1 Model Number
- 2 Top Material
- 3 Edge Style and Thickness
- 4 Edge Color
- 5 Base Color
- 6 Additional Options



| Veneer Wood   | Veneer 1 1/4" Wood  |                       |
|---|---|-----------------------|
| Flat  | Square  |                       |
|  |  |                       |
| <b>VW2R</b><br>or<br><b>VW2S</b><br>1 1/4"  | <b>VWS2</b><br>1 1/4"   | <b>VWS3</b><br>1 1/4" |
| Fluted  | Fluted  |                       |
|  |  |                       |
| <b>VWF2R</b><br>or<br><b>VWF2S</b><br>1 1/4"                                      | <b>VWF2</b><br>1 1/4"   | <b>VWF3</b><br>1 1/4" |
| 1 1/4"  | 1 1/4"  | 1 1/4"                |
| 7598  |   |                       |
| 8182  |   |                       |
| 5453  | 5845  | 6222                  |
| 5880  | 6318  | 6769                  |
| 6379  | 6867  | 7317                  |
| 3409  | 3707  | 3794                  |
| 3902  | 4253  | 4371                  |
| 3865  | 4163  | 4248                  |
| 4354  | 4710  | 4828                  |
| 2756  | 3372  | 3561                  |
| 3430  | 4058  | 4308                  |
| 4171  | 4911  | 5214                  |
| 3216  | 3833  | 4020                  |
| 3888  | 4517  | 4763                  |
| 4624  | 5366  | 5668                  |
| 2516  | 2742  | 2812                  |
| 2520  | 2745  | 2816                  |
| 2904  | 3176  | 3262                  |
| 2978  | 3205  | 3272                  |
| 2983  | 3207  | 3279                  |
| 3362  | 3632  | 3720                  |

**Base Options**

|  | Code  | Price   |
|--|-------|---------|
| Alternate Table Height 32" & Under.....                | BAH   | \$ 100  |
| Alternate Table Height 32" & Over.....                 | BSP   | \$ call |
| Adjustable Height, Motorized T1, TC (Fix).....         | BAM   | \$ 2406 |
| Adjustable Height, Pin T1, TC.....                     | BAP   | \$ 221  |
| Adjustable Height, Pneumatic T1 (Fix/Tilt).....        | BAT   | \$ 1228 |
| Bullet End Caps.....                                   | BBE   | \$ 129  |
| Casters (4), Dual Wheel Black                          |       |         |
| Hard Wheel T1, TC.....                                 | CAS55 | \$ 171  |
| Casters (4), Dual Wheel Black                          |       |         |
| Soft Wheel T1, TC.....                                 | CAS57 | \$ 171  |
| Mix - Dual Wheel Casters & Glides T1, TC.....          | BMD   | \$ 163  |
| Self-Leveling Glides (4) T1, TC.....                   | GLD04 | \$ 49   |
| Stretcher Rail T1, TC (Fix/Tilt) Finish Same as Base.. | BSR   | \$ 243  |

**Finish Options**

|                             |        |
|-----------------------------|--------|
| Chrome .....                | \$ 165 |
| Nickel.....                 | \$ 223 |
| Powder Coat, Standard ..... | n/c    |
| Powder Coat, Premium.....   | \$ 165 |
| Platinum.....               | \$ 488 |

**Top Options**

|                                 |     |        |
|---------------------------------|-----|--------|
| Table Link.....                 | TLK | \$ 251 |
| Special Laminate.....           | TSP | call   |
| Custom Cutout (per cutout)..... | TCC | \$ 120 |

**Power + Data Options**

Please reference the Power + Data Price List

**Wire Management Options**

|   |     |        |
|---|-----|--------|
| Basket, Under Top Mount.....                      | WBT | \$ 97  |
| Cable Hook Legway T1, TC.....                     | WCK | \$ 119 |
| Canvas Legway.....                                | WCL | \$ 100 |
| Plastic Legway T1, TC.....                        | WRL | \$ 78  |
| 1 Oval Brush Grommet, Provide Location Print..... | WOG | \$ 97  |
| 1 Round Grommet, Provide Location Print.....      | WRG | \$ 76  |

**Accessories**

|                                    |     |       |
|------------------------------------|-----|-------|
| Table Floor Mount Bracket Set..... | AFB | \$ 57 |
|------------------------------------|-----|-------|

**Performance**

Trapezoid,  
Crescent + Teardrop



**Questions?**

800 876 2120

- Overlapping Folding Bases
- Quickship Program Product  
For Quickship specification details,  
visit [www.versteel.com/quickship](http://www.versteel.com/quickship)

top >  
edge >

edge ordering code (radius corner) >  
or  
edge ordering code (square corner) >  
top thickness >





edge ordering code (radius corner) >  
or  
edge ordering code (square corner) >  
top thickness >

| Laminate PVC                   | Laminate T-Mold                | Laminate Wood                  | Laminate Soft PVC                | Laminate 1 1/2" Wood |
|--------------------------------|--------------------------------|--------------------------------|----------------------------------|----------------------|
| Flat                           | Convex                         | Flat                           | Bumper                           | Square               |
|                                |                                |                                |                                  |                      |
| LP2R<br>or<br>LP2S<br>1 1/4"   | LP3R<br>or<br>LP3S<br>1 3/4"   | LT2<br>LT3<br>1 1/4" 1 3/4"    | LW2R<br>or<br>LW2S<br>1 1/4"     | LB2R<br>1 1/4"       |
| LWS2<br>1 1/4"                 | LWS3<br>1 3/4"                 |                                |                                  |                      |
| Fluted                         |                                | Fluted                         | Reverse Bevel Acrylic            | Fluted               |
|                                |                                |                                |                                  |                      |
| LPF2R<br>or<br>LPF2S<br>1 1/4" | LPF3R<br>or<br>LPF3S<br>1 3/4" | LWF2R<br>or<br>LWF2S<br>1 1/4" | LMRA2R<br>or<br>LMRA2S<br>1 1/4" | LWF2<br>1 1/4"       |
| LWF3<br>1 3/4"                 |                                |                                |                                  |                      |
| 1 1/4"                         | 1 3/4"                         | 1 1/4"                         | 1 1/4"                           | 1 1/4" 1 3/4"        |
| <b>Base Style</b>              |                                |                                |                                  |                      |
| <b>Table Description</b>       |                                |                                |                                  |                      |
| <b>Model #</b>                 |                                |                                |                                  |                      |
| <b>Product Wt</b>              |                                |                                |                                  |                      |
|                                | <b>Trapezoid</b>               |                                |                                  |                      |
|                                | TI                             | 24 x 24 x 24 x 48 Fix          | PET1 2448TZFX                    | ≅OS 46               |
|                                |                                | 24 x 24 x 24 x 48 Slim-Tilt    | PET1 2448TZST                    | ≅OS 58               |
|                                |                                | 24 x 48 x 24 x 72 Fix          | PET1 2472TZFX                    | ≅OS 67               |
|                                |                                | 24 x 48 x 24 x 72 Fold         | PET1 2472TZFO                    | ≅OS 69               |
|                                |                                | 24 x 48 x 24 x 72 Slim-Tilt    | PET1 2472TZST                    | ≅OS 79               |
|                                |                                | 30 x 30 x 30 x 60 Fix          | PET1 3060TZFX                    | ≅OS 61               |
|                                |                                | 30 x 30 x 30 x 60 Slim-Tilt    | PET1 3060TZST                    | ≅OS 73               |
|                                |                                | 36 x 36 x 36 x 72 Fix          | PET1 3672TZFX                    | ≅OS 84               |
|                                |                                | 36 x 36 x 36 x 72 Fold         | PET1 3672TZFO                    | ≅OS 88               |
|                                |                                | 36 x 36 x 36 x 72 Tilt         | PET1 3672TZTL                    | ≅OS 96               |
|                                | <b>Crescent</b>                |                                |                                  |                      |
|                                |                                | 24 x 48 x 75 Fix               | PET1 2475CTFX                    | ≅OS 68               |
|                                |                                | 24 x 48 x 75 Fold              | PET1 2475CTFO                    | ≅OS 72               |
|                                |                                | 24 x 60 x 94 Fix               | PET1 2494CTFX                    | ≅OS 87               |
|                                |                                | 24 x 60 x 94 Fold              | PET1 2494CTFO                    | ≅OS 91               |
|                                |                                | 30 x 60 x 94 Fix               | PET1 3094CTFX                    | ≅OS 99               |
|                                |                                | 30 x 60 x 94 Fold              | PET1 3094CTFO                    | ≅OS 103              |
|                                | 36 x 72 x 113 Fix              | PET1 36113CTFX                 | ≅OS 135                          |                      |
|                                | 36 x 72 x 113 Fold             | PET1 36113CTFO                 | ≅OS 139                          |                      |
| <b>Teardrop</b>                |                                |                                |                                  |                      |
|                                | XI                             | 42 x 24 Fix                    | PEX1 4224TDFX                    | ≅OS 92               |
|                                |                                | 52 x 30 Fix                    | PEX1 5230TDFX                    | ≅OS 103              |

**To Order, Specify...**

- 1 Model Number
- 2 Top Material
- 3 Edge Style and Thickness
- 4 Edge Color
- 5 Base Color
- 6 Additional Options



| Veneer Wood   | Veneer 1 1/4" Wood  |                       |
|---|---|-----------------------|
| Flat  | Square  |                       |
|  |  |                       |
| <b>VW2R</b><br>or<br><b>VW2S</b><br>1 1/4"  | <b>VWS2</b><br>1 1/4"   | <b>VWS3</b><br>1 1/4" |
| Fluted  | Fluted  |                       |
|  |  |                       |
| <b>VWF2R</b><br>or<br><b>VWF2S</b><br>1 1/4"                                      | <b>VWF2</b><br>1 1/4"   | <b>VWF3</b><br>1 1/4" |
| 1 1/4"  | 1 1/4"  | 1 1/4"                |
| 2894  | 3163  | 3258                  |
| 3226  | 3489  | 3582                  |
| 3338  | 3663  | 3822                  |
| 3743  | 4065  | 4221                  |
| 3670  | 3993  | 4148                  |
| 3218  | 3527  | 3631                  |
| 3549  | 3855  | 3958                  |
| 3663  | 4018  | 4147                  |
| 4067  | 4417  | 4553                  |
| 3993  | 4345  | 4477                  |
| 3318  | 3633  | 3835                  |
| 3718  | 4033  |                       |
| 4761  | 5239  | 5385                  |
| 5161  | 5640  |                       |
| 4079  | 4482  | 4667                  |
| 4482  | 4883  | 5067                  |
| 5527  | 6092  | 6445                  |
| 5925  | 6491  |                       |
| 3106  | 3386  | 3501                  |
| 3817  | 4171  | 4282                  |

**Base Options**

|   | Code  | Price   |
|---|-------|---------|
| Alternate Table Height 32" & Under.....               | BAH   | \$ 100  |
| Alternate Table Height 32" & Over.....                | BSP   | \$ call |
| Adjustable Height, Pin Tl.....                        | BAP   | \$ 221  |
| Adjustable Height, Pneumatic Tl (Fix/Tilt).....       | BAT   | \$ 1228 |
| Adjustable Height, Pneumatic X1 (Fix/Tilt).....       | BAX   | \$ 738  |
| Bullet End Caps.....                                  | BBE   | \$ 129  |
| Casters (4), Dual Wheel Black                         |       |         |
| Hard Wheel.....                                       | CAS55 | \$ 171  |
| Casters (4), Dual Wheel Black                         |       |         |
| Soft Wheel.....                                       | CAS57 | \$ 171  |
| Mix - Dual Wheel Casters & Glides.....                | BMD   | \$ 163  |
| Self-Leveling Glides (4).....                         | GLD04 | \$ 49   |
| Stretcher Rail Tl (Fix/Tilt) Finish Same as Base..... | BSR   | \$ 243  |

**Finish Options**

|                            |        |
|----------------------------|--------|
| Chrome.....                | \$ 165 |
| Nickel.....                | \$ 223 |
| Powder Coat, Standard..... | n/c    |
| Powder Coat, Premium.....  | \$ 165 |
| Platinum.....              | \$ 488 |

**Top Options**

|                                 |     |        |
|---------------------------------|-----|--------|
| Table Link.....                 | TLK | \$ 251 |
| Special Laminate.....           | TSP | call   |
| Custom Cutout (per cutout)..... | TCC | \$ 120 |

**Power + Data Options**

Please reference the Power + Data Price List

**Wire Management Options**

|   |     |        |
|---|-----|--------|
| Basket, Under Top Mount.....                      | WBT | \$ 97  |
| Cable Hook Legway Tl.....                         | WCK | \$ 119 |
| Canvas Legway.....                                | WCL | \$ 100 |
| Plastic Legway Tl.....                            | WRL | \$ 78  |
| 1 Oval Brush Grommet, Provide Location Print..... | WOG | \$ 97  |
| 1 Round Grommet, Provide Location Print.....      | WRG | \$ 76  |

**Accessories**

|                                    |         |         |
|------------------------------------|---------|---------|
| Table Transport.....               | ATT3054 | \$ 1855 |
| Table Floor Mount Bracket Set..... | AFB     | \$ 57   |

**Performance**  
Half Round  
+ Quarter Round



**Questions?**

800 876 2120

⊕ Indicates Number of Bases  
 Ⓢ Quickship Program Product  
 For Quickship specification details,  
 visit [www.versteel.com/quickship](http://www.versteel.com/quickship)

top >  
edge >

edge ordering code (radius corner) >  
or  
edge ordering code (square corner) >  
top thickness >

edge ordering code (radius corner) >  
or  
edge ordering code (square corner) >  
top thickness >  
top thickness price >

| Laminate PVC                   | Laminate T-Mold                | Laminate Wood                  | Laminate Soft PVC                | Laminate 1/4" Wood |
|--------------------------------|--------------------------------|--------------------------------|----------------------------------|--------------------|
| Flat                           | Convex                         | Flat                           | Bumper                           | Square             |
|                                |                                |                                |                                  |                    |
| LP2R<br>or<br>LP2S<br>1 1/4"   | LP3R<br>or<br>LP3S<br>1 3/4"   | LT2<br>LT3<br>1 1/4" 1 3/4"    | LW2R<br>or<br>LW2S<br>1 1/4"     | LB2R<br>1 1/4"     |
| LWS2<br>1 1/4"                 | LWS3<br>1 3/4"                 |                                |                                  |                    |
| Fluted                         |                                | Fluted                         | Reverse Bevel Acrylic            | Fluted             |
|                                |                                |                                |                                  |                    |
| LPF2R<br>or<br>LPF2S<br>1 1/4" | LPF3R<br>or<br>LPF3S<br>1 3/4" | LWF2R<br>or<br>LWF2S<br>1 1/4" | LMRA2R<br>or<br>LMRA2S<br>1 1/4" | LWF2<br>1 1/4"     |
| LWF3<br>1 3/4"                 |                                |                                |                                  |                    |
| 1 1/4"                         | 1 3/4"                         | 1 1/4"                         | 1 1/4"                           | 1 1/4" 1 3/4"      |

| Base Style                 | Table Description       | Model #       | Product Wt |
|----------------------------|-------------------------|---------------|------------|
| <br>TI                     | <b>Half Round</b>       |               |            |
|                            | 24 x 48 Fix             | PET1 2448HFFX | Ⓢ 51       |
|                            | 30 x 60 Fix             | PET1 3060HFFX | Ⓢ 70       |
|                            | 30 x 60 Fold OL         | PET1 3060HFFO | Ⓢ 74       |
|                            | 30 x 60 Slim-Tilt       | PET1 3060HFST | Ⓢ 82       |
|                            | 36 x 72 Fix             | PET1 3672HFFX | Ⓢ 96       |
|                            | 36 x 72 Fold OL         | PET1 3672HFFO | Ⓢ 100      |
|                            | 36 x 72 Slim-Tilt       | PET1 3672HFST | Ⓢ 108      |
| <br>NB                     | <b>Quarter Round</b>    |               |            |
| 24 No Base (link included) | PENB 24QR               | Ⓢ 16          |            |
| <br>TI                     | 30 Fix (link included)  | PET1 30QRFX ① | Ⓢ 35       |
|                            | 30 Tilt (link included) | PET1 30QRTL ① | Ⓢ 41       |
|                            | 36 Fix (link included)  | PET1 36QRFX ① | Ⓢ 44       |
|                            | 36 Tilt (link included) | PET1 36QRTL ① | Ⓢ 50       |
| <br>XI                     | 24 Fix                  | PEX1 24QRFX   | Ⓢ 30       |
|                            | 24 Tilt                 | PEX1 24QRTL   | Ⓢ 36       |
|                            | 30 Fix                  | PEX1 30QRFX   | Ⓢ 38       |
|                            | 30 Tilt                 | PEX1 30QRTL   | Ⓢ 44       |
|                            | 36 Fix                  | PEX1 36QRFX   | Ⓢ 55       |
|                            | 36 Tilt                 | PEX1 36QRTL   | Ⓢ 61       |





**Note:** Please refer to page 12 in the All Tables Price List for the standard laminate/grain direction on these tops

**To Order, Specify...**

- ① Model Number
- ② Top Material
- ③ Edge Style and Thickness
- ④ Edge Color
- ⑤ Base Color
- ⑥ Additional Options





| Veneer Wood   | Veneer 1 1/4" Wood  |                       |
|---|---|-----------------------|
| Flat  | Square  |                       |
|  |  |                       |
| <b>VW2R</b><br>or<br><b>VW2S</b><br>1 1/4"  | <b>VWS2</b><br>1 1/4"   | <b>VWS3</b><br>1 1/4" |
| Fluted  | Fluted  |                       |
|  |  |                       |
| <b>VWF2R</b><br>or<br><b>VWF2S</b><br>1 1/4"                                      | <b>VWF2</b><br>1 1/4"   | <b>VWF3</b><br>1 1/4" |
| 1 1/4"  | 1 1/4"  | 1 1/4"                |
| 2477  | 2699  | 2846                  |
| 2954  | 3232  | 3423                  |
| 3358  | 3632  | 3826                  |
| 3284  | 3560  | 3751                  |
| 3547  | 3886  | 4118                  |
| 3947  | 4287  | 4519                  |
| 3876  | 4217  | 4448                  |
| 1670  | 1827  | 1874                  |
| 2102  | 2282  | 2405                  |
| 2266  | 2446  | 2570                  |
| 2325  | 2531  | 2741                  |
| 2489  | 2694  | 2905                  |
| 1852  | 2008  | 2053                  |
| 2014  | 2171  | 2218                  |
| 2056  | 2236  | 2360                  |
| 2224  | 2403  | 2526                  |
| 2444  | 2650  | 2859                  |
| 2610  | 2813  | 3024                  |

**Base Options**

|  | Code   | Price   |
|--|--------|---------|
| Assembled Folding Table .....                          | .BAF   | \$ 77   |
| Alternate Table Height 32" & Under.....                | .BAH   | \$ 100  |
| Alternate Table Height 32" & Over.....                 | .BSP   | \$ call |
| Adjustable Height, Pin Tl. ....                        | .BAP   | \$ 221  |
| Adjustable Height, Pneumatic Tl (Fix/Tilt) .....       | .BAT   | \$ 1228 |
| Adjustable Height, Pneumatic Xl (Fix/Tilt) .....       | .BAX   | \$ 738  |
| Bullet End Caps .....                                  | .BBE   | \$ 129  |
| Casters (4), Dual Wheel Black                          |        |         |
| Hard Wheel .....                                       | .CAS55 | \$ 171  |
| Casters (4), Dual Wheel Black                          |        |         |
| Soft Wheel .....                                       | .CAS57 | \$ 171  |
| Mix - Dual Wheel Casters & Glides Tl.....              | .BMD   | \$ 163  |
| Self-Leveling Glides (4).....                          | .GLD04 | \$ 49   |
| Stretcher Rail Tl (Fix/Tilt) Finish Same as Base ..... | .BSR   | \$ 243  |

**Finish Options**

|                             |        |
|-----------------------------|--------|
| Chrome .....                | \$ 165 |
| Nickel.....                 | \$ 223 |
| Powder Coat, Standard ..... | n/c    |
| Powder Coat, Premium.....   | \$ 165 |
| Platinum.....               | \$ 488 |

**Top Options**

|                                  |      |        |
|----------------------------------|------|--------|
| Table Link.....                  | .TLK | \$ 251 |
| Special Laminate.....            | .TSP | call   |
| Custom Cutout (per cutout) ..... | .TCC | \$ 120 |

**Power + Data Options**

Please reference the Power + Data Price List

**Wire Management Options**

|   |      |        |
|---|------|--------|
| Basket, Under Top Mount .....                     | .WBT | \$ 97  |
| Plastic Runner, Under Top Mount .....             | .WRT | \$ 165 |
| Cable Hook Legway Tl.....                         | .WCK | \$ 119 |
| Canvas Legway .....                               | .WCL | \$ 100 |
| Plastic Legway Tl.....                            | .WRL | \$ 78  |
| 1 Oval Brush Grommet, Provide Location Print..... | .WOG | \$ 97  |
| 1 Round Grommet, Provide Location Print .....     | .WRG | \$ 76  |

**Accessories**

|                                    |          |         |
|------------------------------------|----------|---------|
| Table Transport .....              | .ATT3054 | \$ 1855 |
| Table Floor Mount Bracket Set..... | .AFB     | \$ 57   |



**Questions?**

800 876 2120

⊕ Indicates Number of Bases  
 QS Quickship Program Product  
 For Quickship specification details,  
 visit [www.versteel.com/quickship](http://www.versteel.com/quickship)

edge ordering code (radius corner) >  
 or  
 edge ordering code (square corner) >  
 top thickness >

edge ordering code (radius corner) >  
 or  
 edge ordering code (square corner) >  
 top thickness >  
 top thickness price >

top >  
edge >





| Base Style | Table Description          | Model #        | Product Wt | Laminate PVC                   | Laminate T-Mold                | Laminate Wood                  | Laminate Soft PVC                | Laminate 1/4" Wood           |                |
|------------|----------------------------|----------------|------------|--------------------------------|--------------------------------|--------------------------------|----------------------------------|------------------------------|----------------|
|            |                            |                |            | Flat                           | Convex                         | Flat                           | Bumper                           | Square                       |                |
|            |                            |                |            | LP2R<br>or<br>LP2S<br>1 1/4"   | LP3R<br>or<br>LP3S<br>1 3/4"   | LT2<br>or<br>LT3<br>1 1/4"     | LW2R<br>or<br>LW2S<br>1 1/4"     | LB2R<br>or<br>LWS2<br>1 1/4" | LWS3<br>1 3/4" |
|            |                            |                |            | Fluted                         |                                | Fluted                         | Reverse Bevel Acrylic            | Fluted                       |                |
|            |                            |                |            | LPF2R<br>or<br>LPF2S<br>1 1/4" | LPF3R<br>or<br>LPF3S<br>1 3/4" | LWF2R<br>or<br>LWF2S<br>1 1/4" | LMRA2R<br>or<br>LMRA2S<br>1 1/4" | LWF2<br>1 1/4"               | LWF3<br>1 3/4" |
|            |                            |                |            | 1 1/4"                         | 1 3/4"                         | 1 1/4"                         | 1 1/4"                           | 1 1/4"                       | 1 3/4"         |
| NB         | <b>18° Wedge</b>           |                |            |                                |                                |                                |                                  |                              |                |
|            | 24 No Base (link included) | PENB 18D24WG   | QS 7       | 772                            | 857                            | 1100                           | 1334                             | 1363                         |                |
|            | 30 No Base (link included) | PENB 18D30WG   | QS 10      | 821                            | 908                            | 1322                           | 1667                             | 1711                         |                |
| NB         | <b>30° Wedge</b>           |                |            |                                |                                |                                |                                  |                              |                |
|            | 24 No Base (link included) | PENB 30D24WG   | QS 8       | 772                            | 857                            | 1100                           | 1334                             | 1363                         |                |
|            | 30 No Base (link included) | PENB 30D30WG   | QS 12      | 821                            | 908                            | 1322                           | 1667                             | 1711                         |                |
| NB         | <b>45° Wedge</b>           |                |            |                                |                                |                                |                                  |                              |                |
|            | 24 No Base (link included) | PENB 45D24WG   | QS 9       | 772                            | 857                            | 1100                           | 1334                             | 1363                         |                |
|            | 30 No Base (link included) | PENB 45D30WG   | QS 13      | 821                            | 908                            | 1322                           | 1667                             | 1711                         |                |
| TI         | 36 Fix (link included)     | PET1 45D36WGFX | QS 29      | 1096                           | 1231                           | 1640                           | 2014                             | 2070                         |                |
|            | 36 Tilt (link included)    | PET1 45D36WGTL | QS 35      | 1260                           | 1392                           | 1803                           | 2175                             | 2231                         |                |
| NB         | <b>60° Wedge</b>           |                |            |                                |                                |                                |                                  |                              |                |
|            | 24 No Base (link included) | PENB 60D24WG   | QS 10      | 772                            | 857                            | 1100                           | 1334                             | 1363                         |                |
|            |                            |                |            |                                |                                |                                |                                  |                              |                |
| TI         | 30 Fix (link included)     | PET1 60D30WGFX | QS 26      | 1080                           | 1166                           | 1582                           | 1927                             | 1969                         |                |
|            | 30 Tilt (link included)    | PET1 60D30WGTL | QS 32      | 1243                           | 1333                           | 1745                           | 2088                             | 2130                         |                |
|            | 36 Fix (link included)     | PET1 60D36WGFX | QS 33      | 1081                           | 1172                           | 1583                           | 1928                             | 1971                         |                |
|            | 36 Tilt (link included)    | PET1 60D36WGTL | QS 39      | 1247                           | 1335                           | 1747                           | 2092                             | 2136                         |                |
| NB         | <b>90° Wedge</b>           |                |            |                                |                                |                                |                                  |                              |                |
|            | 24 No Base (link included) | PENB 90D24WG   | QS 10      | 772                            | 857                            | 1100                           | 1334                             | 1363                         |                |
|            |                            |                |            |                                |                                |                                |                                  |                              |                |
| TI         | 30 Fix (link included)     | PET1 90D30WGFX | QS 26      | 1080                           | 1166                           | 1582                           | 1927                             | 1969                         |                |
|            | 30 Tilt (link included)    | PET1 90D30WGTL | QS 32      | 1243                           | 1333                           | 1745                           | 2088                             | 2130                         |                |
|            | 36 Fix (link included)     | PET1 90D36WGFX | QS 33      | 1081                           | 1172                           | 1583                           | 1928                             | 1971                         |                |
|            | 36 Tilt (link included)    | PET1 90D36WGTL | QS 39      | 1247                           | 1335                           | 1747                           | 2092                             | 2136                         |                |



**To Order, Specify...**

- 1 Model Number
- 2 Top Material
- 3 Edge Style and Thickness
- 4 Edge Color
- 5 Base Color
- 6 Additional Options



| Veneer Wood   | Veneer 1 1/4" Wood  |                       |
|---|---|-----------------------|
| Flat  | Square  |                       |
|  |  |                       |
| <b>VW2R</b><br>or<br><b>VW2S</b><br>1 1/4"  | <b>VWS2</b><br>1 1/4"   | <b>VWS3</b><br>1 1/4" |
| Fluted  | Fluted  |                       |
|  |  |                       |
| <b>VWF2R</b><br>or<br><b>VWF2S</b><br>1 1/4"                                      | <b>VWF2</b><br>1 1/4"   | <b>VWF3</b><br>1 1/4" |
| 1 1/4"  | 1 1/4"  | 1 1/4"                |
| 2388  | 2626  | 2800                  |
| 3010  | 3316  | 3729                  |
| 3774  | 4162  | 4363                  |
| 2388  | 2626  | 2800                  |
| 3010  | 3316  | 3729                  |
| 3774  | 4162  | 4363                  |
| 2388  | 2626  | 2800                  |
| 3010  | 3316  | 3729                  |
| 4242  | 4653  | 4855                  |
| 4401  | 4817  | 5017                  |
| 2388  | 2626  | 2800                  |
| 3472  | 3804  | 4220                  |
| 3632  | 3967  | 4384                  |
| 3474  | 3806  | 4221                  |
| 3634  | 3969  | 4389                  |
| 2388  | 2626  | 2800                  |
| 3472  | 3804  | 4220                  |
| 3632  | 3967  | 4384                  |
| 3474  | 3806  | 4221                  |
| 3634  | 4084  | 4389                  |

**Base Options**

|   | Code  | Price   |
|---|-------|---------|
| Alternate Table Height 32" & Under..... | BAH   | \$ 100  |
| Alternate Table Height 32" & Over.....  | BSP   | \$ call |
| Bullet End Caps.....                    | BBE   | \$ 129  |
| Casters (2), Dual Wheel Black           |       |         |
| Hard Wheel .....                        | CAS55 | \$ 171  |
| Casters (2), Dual Wheel Black           |       |         |
| Soft Wheel .....                        | CAS57 | \$ 171  |
| Self-Leveling Glides (2).....           | GLD04 | \$ 49   |

**Finish Options**

|                             |        |
|-----------------------------|--------|
| Chrome .....                | \$ 165 |
| Nickel.....                 | \$ 223 |
| Powder Coat, Standard ..... | n/c    |
| Powder Coat, Premium.....   | \$ 165 |
| Platinum.....               | \$ 488 |

**Top Options**

|                                  |     |        |
|----------------------------------|-----|--------|
| Special Laminate.....            | TSP | call   |
| Custom Cutout (per cutout) ..... | TCC | \$ 120 |

**Accessories**

|                                    |         |         |
|------------------------------------|---------|---------|
| Table Transport .....              | ATT3054 | \$ 1855 |
| Table Floor Mount Bracket Set..... | AFB     | \$ 57   |

**Tops**

Skware tables are available in various top shapes and sizes, in laminate or veneer with a 1 1/4" or 1 3/4" edge thickness. Larger top sizes are standard with a 1 3/4" edge thickness.

**Bases**

Numerous base styles including X1, X1S, X4, X4S, T1 and T2 are available. Many are offered with fixed, tilt and slim-tilt functions.

**Table Heights**

Round and square tables are standard in 29" or 42" table heights. Additional top shapes are standard in 29" table height.

**Features + Options**

Tables are standard with nylon adjustable glides. Optional casters and table link are available where applicable. Additional options are available, refer to options pages.

**Power + Data**

To complete your specification, power and data along with wire management options can be added to your table. Refer to the Power + Data Price List.

**NOTE** EXCLUSIONS REGARDING EDGE THICKNESS, BASE FUNCTIONS AND HEIGHT MAY APPLY, REFER TO INDIVIDUAL PRICING PAGES FOR COMPLETE PRODUCT OFFERING

**Laminate and Veneer, Standard Core Construction**

The standard top construction consists of 45-50 lb particleboard, surfaced with a high pressure laminate or plain sliced veneer face. A backer sheet is laminated to the underside of the top. Tops are shipped pre-drilled for field installation of bases and accessories.



**PVC Flat or Fluted Edge**

Edge of 2mm PVC hot melt banded to the top with 1/8" radius at the top and bottom. Available with 1 1/2" radius corners or square corners.



Offered in twenty-one (21) standard colors.



**Convex T-Mold Edge**

Edge of 5/16" thick solid vinyl convex t-mold with 1 1/2" radius corners.

Offered in four (4) standard colors.



**Wood Flat or Fluted Edge**

Wood banding hot melt banded to the top with 1/8" radius at the top and bottom. Available with 1 1/2" radius corners or square corners.



Offered in Ash, Cherry, Maple or Walnut materials.



**Bumper Edge**

Exposed ply core banding with rubberized 5/8" width bumper in the center of profile. Corners with 1 1/2" radius are available on tables with 1 1/4" edge thickness.

Offered in black bumper standard color.



**Reverse Bevel Acrylic**

Edge of 2mm acrylic edge banding hot melt banded to MDF core. A reverse bevel is then cut into the edge exposing the MDF on the reverse bevel. The MDF is then clear coated.



**Wood Square or Fluted Edge**

Edge of 1 1/4" wide solid wood with softened top and bottom edges, and square, softened mitered corners.



Offered in Ash, Cherry, Maple or Walnut materials.



**Wood Bullnose Edge**

Edge of 1 1/4" wide solid wood with a full bullnose edge, and 1" radius mitered corners.



Offered in Ash, Cherry, Maple or Walnut materials.

**Shipping Schedule**

**Standard Items**

|                              |           |
|------------------------------|-----------|
| Laminate, Convex T-Mold Edge | 3-5 WEEKS |
| Laminate, PVC Edge           | 3-5 WEEKS |
| Laminate, Wood Edge          | 3-5 WEEKS |
| Veneer, Wood Edge            | 6-8 WEEKS |

Contact Versteel Customer Service for special lead time requests.

**BIFMA**

All Versteel products are constructed to pass the relevant ANSI/BIFMA standards. For more detailed specifications by series and base style, contact Versteel Customer Service at 800.876.2120.

Additional information regarding warranty, terms and conditions, shipping, care and maintenance, etc. can be found in the All Tables price list.

**To Order, Specify...**

- 1 Model Number, include top and edge style
- 2 Top Material
  - a. Laminate manufacturer and color
  - b. Veneer species and finish color
- 3 Edge Color
- 4 Base Color
- 5 Additional Options



A **SRX1 36RDFX LP2R** is a Skware series 36" round table with fixed base, a laminate 1 1/4" thick top with a PVC edge.

The codes **TF 7735-58 / CFOS / PFOS** specify a Formica 7735-58 Portico Marble laminate, Fossil PVC and Fossil Base.

**Model Number** **SRX1 36RDFX LP2R**

**Orders may be sent via**
**Mailing Address**

Versteel  
 2332 Cathy Lane  
 Jasper IN 47546

**Contact Versteel**

**Email** contact@versteel.com  
**Phone** 800 876 2120  
 812 634 2120  
**Fax** 812 482 9318

**Laminate**

Versteel's standard offering of laminates includes over 900 laminates from Formica, Nevamar, Pionite and Wilsonart.

Laminate manufacturers change standard offerings frequently, making it possible a standard product can become unavailable. Versteel cannot be responsible for any inconvenience this may cause.

**Veneer**

Skware tables are available with plain sliced Ash, Cherry, Maple and Walnut veneers.

**Veneer Species**

|                  |      |                  |      |
|------------------|------|------------------|------|
| Ash . . . . .    | AP01 | Maple. . . . .   | MP01 |
| Cherry . . . . . | CP01 | Walnut . . . . . | WP01 |

**Veneer Finish**

**Ash**

|                   |      |                   |      |
|-------------------|------|-------------------|------|
| Beach. . . . .    | VBEA | Fog . . . . .     | VFOG |
| Chestnut. . . . . | VCHE | Pebble . . . . .  | VPEB |
| Drift . . . . .   | VDRI | Whisper . . . . . | VWHI |
| Fawn . . . . .    | VFAW |                   |      |

**Cherry**

|                           |      |                          |      |
|---------------------------|------|--------------------------|------|
| Blossom Cherry . . . . .  | VBLC | Java Cherry. . . . .     | VJAC |
| Cordovan Cherry . . . . . | VCNC | Millwork Cherry. . . . . | VMWC |
| Golden Cherry . . . . .   | VGNC |                          |      |

**Maple**

|                         |      |                       |      |
|-------------------------|------|-----------------------|------|
| Caramel Maple . . . . . | VCMM | Sugar Maple . . . . . | VSUM |
| Solar Maple. . . . .    | VSLM |                       |      |

**Walnut**

|                           |      |                         |      |
|---------------------------|------|-------------------------|------|
| Brighton Walnut . . . . . | VBRW | Natural Walnut. . . . . | VNAW |
| Espresso Walnut. . . . .  | VESW |                         |      |

**PVC Edge Colors**

|                           |      |                            |      |
|---------------------------|------|----------------------------|------|
| Absolute Acajou . . . . . | CABA | Nimbus. . . . .            | CNIM |
| Alloy. . . . .            | CALY | Pearl . . . . .            | CPEA |
| Carbon. . . . .           | CCAR | Platinum. . . . .          | CPLA |
| Champagne . . . . .       | CCHA | Pralines & Cream . . . . . | CPRC |
| Coconut . . . . .         | CCOC | Shadow . . . . .           | CSHA |
| Ebony. . . . .            | CEBO | Snow . . . . .             | CSNO |
| Florence Walnut . . . . . | CFLW | Stone . . . . .            | CSTO |
| Fossil . . . . .          | CFOS | Storm. . . . .             | CSTM |
| Graphite . . . . .        | CGRA | Whisper . . . . .          | CWHI |
| Grey. . . . .             | CGRE | White Linen . . . . .      | CWHL |
| Kensington Maple. . . . . | CKEM |                            |      |

**T-Mold Edge Colors**

|                    |      |                 |      |
|--------------------|------|-----------------|------|
| Ebony. . . . .     | TEBO | Nimbus. . . . . | TNIM |
| Graphite . . . . . | TGRA | Storm. . . . .  | TSTM |

**Wood Edge Species**

|                  |     |                  |     |
|------------------|-----|------------------|-----|
| Ash . . . . .    | A01 | Maple. . . . .   | M01 |
| Cherry . . . . . | C01 | Walnut . . . . . | W01 |

**Wood Edge Finishes**

**Ash**

|                   |      |                   |      |
|-------------------|------|-------------------|------|
| Beach. . . . .    | WBEA | Fog . . . . .     | WFOG |
| Chestnut. . . . . | WCHE | Pebble . . . . .  | WPEB |
| Drift . . . . .   | WDRI | Whisper . . . . . | WWHI |
| Fawn . . . . .    | WFAW |                   |      |

**Cherry**

|                           |      |                          |      |
|---------------------------|------|--------------------------|------|
| Blossom Cherry . . . . .  | WBLC | Java Cherry. . . . .     | WJAC |
| Cordovan Cherry . . . . . | WCNC | Millwork Cherry. . . . . | WMWC |
| Golden Cherry . . . . .   | WGNC |                          |      |

**Maple**

|                         |      |                       |      |
|-------------------------|------|-----------------------|------|
| Caramel Maple . . . . . | WCMM | Sugar Maple . . . . . | WSUM |
| Solar Maple. . . . .    | WSLM |                       |      |

**Walnut**

|                           |      |                         |      |
|---------------------------|------|-------------------------|------|
| Brighton Walnut . . . . . | WBRW | Natural Walnut. . . . . | WNAW |
| Espresso Walnut. . . . .  | WESW |                         |      |

**Studio Steel®**

Versteel's "urban fabrication" process leaves the telltale signs of welding and assembly on the surface, highlighting a manufacturing aesthetic. Choosing a clear or transparent powder coat is recommended, allowing tonal striations (created as a result of extreme heat), natural textures, and the inherent qualities of raw steel to show through.

Studio Steel Process . . . . . \$165

**Powder Coat Finishes**

All powder coat finishes in the Versteel offering have been formulated with the use of epoxy, polyester or epoxy and polyester blends to maximize the finish durability.

**Powder Coat Finish Options**

Powder Coat – Standard . . . . . n/c  
 Powder Coat – Premium (Hope) . . . . . \$165  
 Powder Coat – Premium (Platinum) . . . . . \$488

**Powder Coat Colors**

|                          |       |                                   |       |
|--------------------------|-------|-----------------------------------|-------|
| Alloy . . . . .          | .PALY | Mint . . . . .                    | .PMNT |
| Amethyst . . . . .       | .PAME | Navy . . . . .                    | .PNAV |
| Anthracite . . . . .     | .PANT | Nimbus . . . . .                  | .PNIM |
| Black Anodized . . . . . | .PBLA | Nutmeg . . . . .                  | .PNUT |
| Bronze . . . . .         | .PBRO | ◆ Pacific . . . . .               | .PPAC |
| Calypso . . . . .        | .PCAL | Pearl . . . . .                   | .PPEA |
| Carbon . . . . .         | .PCAR | Pebble . . . . .                  | .PPEB |
| Champagne . . . . .      | .PCHA | Ⓟ Platinum . . . . .              | .PPLA |
| Coconut . . . . .        | .PCOC | Poppy . . . . .                   | .PPOP |
| ◆ Copper . . . . .       | .PCOP | ◆ Raven . . . . .                 | .PRAV |
| Crimson . . . . .        | .PCRI | Royal . . . . .                   | .PROY |
| ◆ Crystal . . . . .      | .PCRY | Seaside . . . . .                 | .PSEA |
| Daffodil . . . . .       | .PDAF | Shipyards . . . . .               | .PSHI |
| Ebony . . . . .          | .PEBO | Silver . . . . .                  | .PSIL |
| Forest . . . . .         | .PFOR | Snow . . . . .                    | .PSNO |
| Fossil . . . . .         | .PFOS | Stone . . . . .                   | .PSTO |
| ◆ Garnet . . . . .       | .PGAR | Storm . . . . .                   | .PSTM |
| ◆ Gold . . . . .         | .PGOL | Terra Cotta . . . . .             | .PTEC |
| Graphite . . . . .       | .PGRA | Whisper . . . . .                 | .PWHI |
| Ⓟ Hope . . . . .         | .PHOP | White Linen . . . . .             | .PWHL |
| Kelly Green . . . . .    | .PKEG | Powder Coat Alternative . . . . . | .OPA  |
| ◆ Matte . . . . .        | .PMAT |                                   |       |
| Mica . . . . .           | .PMIC |                                   |       |

**Transparent Powder Coats (indicated by ◆)**

Please note that the transparent characteristics of these powders allow all natural welds and textures inherent to raw steel to be visible.

**Premium Powder Coats (indicated by Ⓟ)**

Versteel's premium process uses specially formulated powder coats for a truly unique color palette.

**Chrome**

Versteel applies a deep luster nickel chrome plated finish. Chrome is the most durable finish available.

Chrome . . . . . ECHR

For Chrome, an upcharge applies (see pricing pages for upcharge).

**Nickel**

Versteel applies a nickel plated finish with a clear coat for durability.

Nickel . . . . . ENKL

For Nickel, an upcharge applies (see pricing pages for upcharge).

**Finish Reference & Samples**

For finish color reference, please refer to our website. Contact Versteel Customer Service to receive actual color samples for color matches and final color approval.



**Special Laminate****Call for quotation**

Specify code **TSP** (*Special Laminate*), indicate the quoted charges per table

Special laminates and patterns can be specified as an option. To specify, contact Versteel Customer Service for availability and pricing.

**NOTE** LAMINATES IN STANDARD COLORS AND TEXTURES FROM FORMICA, NEVAMAR, PIONITE AND WILSONART ARE STANDARD

**CAUTION** LAMINATE MANUFACTURERS CHANGE STANDARD OFFERINGS FREQUENTLY, MAKING IT POSSIBLE A STANDARD PRODUCT CAN BECOME UNAVAILABLE. VERSTEEL CANNOT BE RESPONSIBLE FOR ANY INCONVENIENCE THIS MAY CAUSE.

**Custom PVC Color Match****Call for quotation / one time charge per color, per order**

Specify code **OCF** (*Custom PVC Color Match*), add cost from Versteel quotation

PVC Color Match can be the selection of a color that is available from a Versteel supplier or a new custom color developed for the order. Minimum footage requirements mean that the amount of material needed for your order will effect the cost.

For PVC Color Matching you must supply a color reference sample. Versteel will review the sample for possible existing colors available and send a sample for customer approval. If no color match exists, a custom match will be developed and sampled for customer approval before a production schedule is established.

**Custom Urethane Edge****Call for quotation / one time charge per color, per order**

Specify code **OCU** (*Custom Urethane Color Match*), add cost from Versteel quotation

For Urethane Color Matching you must supply a color reference sample. A custom match will be developed and sampled for customer approval before a production schedule is established.

**Powder Coat Alternative****Call for quotation**

Specify code **OPA** (*Powder Coat Alternative*), add cost from Versteel quotation

Powder Coat Alternative is available from Versteel. The entire RAL color reference along with hundreds of other color and finishes are available.

For Powder Coat Alternative matching, you must supply a color reference sample, or an RAL number. Versteel will review the sample for possible existing colors available and send a sample for customer approval. If no color match exists a custom match can be developed. Call Versteel Customer Service for associated upcharges on custom color development.

**Stain Finish Match**

\$996 / one time charge per finish, per order

Specify code **OSM** (*Stain Finish Match*), add \$996.00 list per finish, per order

Alternative Stain Finishes are available for veneer and wood edged tops.

For Stain Finish Matching you must supply two 4" x 4" finish color and grain reference samples. An expertly finish matched sample will be provided for customer approval.

**NOTE** CUSTOMS OR ALTERNATIVES MAY AFFECT STANDARD PRODUCTION SCHEDULES

**Alternate Table Height 32" and Under**
**\$100 / table**

Specify code **BAH** (*Alternate Height 32" and under*), indicate desired table height (32" or less), add \$100.00 list per table

Suggested typing height table is 26 ¾"  
 Suggested wheelchair height table is 32"  
 Suggested stand up height table is 42"

**NOTE** FOR OTHER TABLE HEIGHT REQUIREMENTS CONTACT VERSTEEL CUSTOMER SERVICE FOR STRUCTURAL DETAILS, PRICING AND AVAILABILITY

**Casters - Dual Hard Wheel**
**\$171 / table**

Specify code **CAS55** (*Casters - Dual Hard Wheel*), add \$171.00 list per table

Dual Hard Wheel, black, 2" diameter, standard locking casters are available for most base styles. Each is fitted into a reinforced caster receiver and must be specified at time of order. Caster option does not change the overall height of the table. See individual product pages for availability and ordering code.



**NOTE** NOT AVAILABLE ON DI BASES

**Mix - Dual Hard Wheel Casters & Glides**
**\$163 / table**

Specify code **BMD** (*Mix - Dual Hard Wheel Casters & Glides*), add \$163.00 list per table

Tables can be specified with dual hard wheel, black, 2" diameter, standard locking casters on half of the table, with glides on the other half. Each caster is fitted into a reinforced receiver and must be specified at time of order. Mix option does not change the overall height of the table.

**NOTE** NOT AVAILABLE ON X1, X4 OR DI BASES

**Casters - Dual Soft Wheel**
**\$171 / table**

Specify code **CAS57** (*Casters - Dual Soft Wheel*), add \$171.00 list per table

Dual Soft Wheel, black, 2" diameter, standard locking casters are available for most base styles. Each is fitted into a reinforced caster receiver and must be specified at time of order. Caster option does not change the overall height of the table. See individual product pages for availability and ordering code.



**NOTE** NOT AVAILABLE ON DI BASES

**Self-Leveling Glides**
**\$49 / table**

Specify code **GLD04** (*Self-Leveling Glides*), add \$49.00 list per table

Self-Leveling Glides replace standard glides. This option allows the table to automatically compensate up to ½" for floors that are not level. Self-leveling glides increase overall table height by ¾". See individual product pages for availability.


**Table Floor Mount**
**\$57 / table**

Specify code **AFB** (*Table Floor Mount Bracket Set*), add \$57.00 list per table

Bracket to slip over the standard table glide and fasten to the floor with fasteners supplied by the installer. Set of four (4) brackets will securely mount the table to the floor to prevent movement.



**NOTE** NOT AVAILABLE ON BASES WITH CASTERS OR SELF-LEVELING GLIDES

**Stretcher Rail**
**\$243 / table**

Specify code **BSR** (*Stretcher Rail*), required finish selection\_, add \$243.00 list per table

Available for T1 and T2 style, fixed and tilt bases to increase table rigidity. Necessary tools are provided to install the stretcher.

**NOTE** A STRETCHER IS NOT A RETROFIT ITEM, IT MUST BE SPECIFIED AT TIME

**Two-Piece Top (120")**

**\$629 / table**

Specify code **T2P** (Two-Piece Top), add \$629.00 list per table

Standard Versteel tables in lengths up to 120" are a seamless, single piece top. When the two-piece option is specified, the splice joint edge is unfinished, table shipped with necessary hardware. Any table over 120" long will be produced as a two-piece top.

**Top Custom Cutout**

**\$120 / cutout**

Specify code **TCC** (Top Custom Cutout), add \$120.00 list per cutout

Top Custom Cutout requires a drawing for production and is subject to approvals.

**Table Link**

**\$251 / table**

Specify code **TLK** (Table Link), add \$251.00 list per table

Table Link is for linking Versteel table configurations in typical room situations.

Table link will prevent the accidental disconnection of power supply to adjacent tables. Available on tables with PVC, 3mm Wood, Wood Square, Wood Fluted and Ergo user side edge details.



Closed end link brackets are provided for tops without bases or tables with a base that does not allow the table to stand alone.



**Table Link - Ends Only**

**\$135 / table**

Specify code **TLE** (Table Link - Ends Only), add \$135.00 list per table

Table Link is for linking Versteel table configurations in typical room situations.

Specify Table Link - Ends Only when your configuration requires linking on the table ends only. Available on tables with PVC, 3mm Wood, Wood Square, Wood Fluted and Ergo user side edge details. Table Link - Ends Only is included with electrical package options. This will prevent the accidental disconnection of power supply to adjacent tables.



**Laptop Locker**

**\$1375 / locker**

\*Fixed tables only (not available on tilt, slim-tilt or folding tables)

Specify code **TLA1** (One Laptop Locker) or code **TLA2** (Two Laptop Lockers) add \$1375.00 list per Laptop Locker.

Indicate Manual Locking Keyed Individually **TMKI**, Manual Locking Keyed Alike **TMKA** or Electronic Locking **TLEL**. Add \$359.00 list per Laptop Locker when Electronic Locking is specified AND **TLP** (Laptop Locker power unit) which is required for the electronic locking option, add \$567.00 list (Power unit sequences up to 10 lockers, includes 1 key).

The minimum table width available with Laptop Locker is 24".



The minimum table length available with Laptop Locker is 36". The maximum table length available is 96".

2 Laptop Lockers can be installed starting at a table length of 60" or greater (table subject to additional base and/or support base when more than one unit is installed in top greater than or equal to 72").

All lockers to have urethane edge on locker door and top opening. Specify Urethane color when ordering a laptop locker.

**Urethane Colors**











|                         |                            |
|-------------------------|----------------------------|
| Alloy . . . . . UALY    | Pearl . . . . . JUPEA      |
| Ebony . . . . . UEBO    | Stone . . . . . USTO       |
| Fossil . . . . . UFOS   | Storm . . . . . USTM       |
| Graphite . . . . . UGRA | Whisper . . . . . UWHI     |
| Nimbus . . . . . UNIM   | White Linen . . . . . UWHL |





**NOTE** LAPTOP LOCKER IS NOT AVAILABLE ON VENEER TOP SURFACES, WOODGRAIN OR DIRECTIONAL PATTERN LAMINATES OR TABLE WITH LIGHTWEIGHT LAMINATE CORE.

For additional questions contact Versteel Customer Service at 800.876.2120.



**Questions?**  
800 876 2120






|  |   |   |  |  |   |   |
|--|---|---|--|--|---|---|
| top ><br>edge >                          | Laminate<br>PVC   | Laminate<br>T-Mold  | Laminate<br>Wood   | Laminate<br>Soft PVC   | Laminate<br>1 1/2" Wood   | Laminate<br>1 1/2" Wood   |
|  | Flat  | Convex  | Flat   | Bumper   | Square  | Bullnose  |
| edge ordering code >                     | <br><b>LP2R LP3R</b>   | <br><b>LT2 LT3</b> | <br><b>LW2R</b>  | <br><b>LB2R</b>   | <br><b>LWS2 LWS3</b> | <br><b>LWB2 LWB3</b> |
| top thickness >                          | 1 1/4" 1 3/4"   | 1 1/4" 1 3/4"   | 1 1/4"   | 1 1/4"   | 1 1/4" 1 3/4"   | 1 1/4" 1 3/4"   |
| edge ordering code >                     | <br><b>LPF2R LPF3R</b> |   | <br><b>LWF2R</b> | <br><b>LMRA2R</b> | <br><b>LWF2 LWF3</b> |   |
| top thickness ><br>top thickness price > | 1 1/4" 1 3/4"   |   | 1 1/4"   | 1 1/4"   | 1 1/4" 1 3/4"   | 1 1/4" 1 3/4"   |

| Base Style   | Table Description | Model #             | Product Wt | 1 1/4" | 1 3/4" | 1 1/4" | 1 1/4" | 1 3/4" |
|--|-------------------|---------------------|------------|--------|--------|--------|--------|--------|
| <br>X1    | 30 Fix            | <b>SRX1 30RDFX</b>  | 51         | 1100   | 1225   | 1564   | 1876   | 1926   |
|  | 30 Tilt           | <b>SRX1 30RDTL</b>  | 54         | 1267   | 1392   | 1730   | 2044   | 2091   |
|  | 36 Fix            | <b>SRX1 36RDFX</b>  | 61         | 1179   | 1328   | 1746   | 2134   | 2191   |
|  | 36 Tilt           | <b>SRX1 36RDTL</b>  | 65         | 1348   | 1500   | 1917   | 2302   | 2360   |
| <br>X1S   | 30 Stand Fix      | <b>SRX1S 30RDFX</b> | 52         | 1195   | 1321   | 1658   | 1970   | 2017   |
|  | 30 Stand Tilt     | <b>SRX1S 30RDTL</b> | 55         | 1361   | 1487   | 1824   | 2139   | 2186   |
|  | 36 Stand Fix      | <b>SRX1S 36RDFX</b> | 62         | 1269   | 1422   | 1840   | 2230   | 2286   |
|  | 36 Stand Tilt     | <b>SRX1S 36RDTL</b> | 66         | 1440   | 1588   | 2010   | 2395   | 2455   |
| <br>X4  | 42 Fix            | <b>SRX4 42RDFX</b>  | 96         | 1763   | 1958   | 2466   | 2938   | 3011   |
|  | 48 Fix            | <b>SRX4 48RDFX</b>  | 111        | 1918   | 2150   | 2643   | 3132   | 3211   |
|  | 54 Fix            | <b>SRX4 54RDFX</b>  | 136        | 2259   | 2550   | 3200   | 3829   | 3902   |
|  | 60 Fix            | <b>SRX4 60RDFX</b>  | 154        | 2415   | 2724   | 3416   | 4085   | 4276   |
| <br>X4S | 42 Stand Fix      | <b>SRX4S 42RDFX</b> | 98         | 1855   | 2046   | 2558   | 3028   | 3103   |

**To Order, Specify...**

- 1 Model Number
- 2 Top Material
- 3 Edge Style and Thickness
- 4 Edge Color
- 5 Base Color
- 6 Additional Options



| Veneer Wood   | Veneer 1 1/4" Wood   | Veneer 1 1/4" Wood   |
|---|--|--|
| Flat<br><br><b>VW2R</b><br>1 1/4"    | Square<br><br><b>VWS2 VWS3</b><br>1 1/4" 1 1/4" | Bullnose<br><br><b>VWB2 VWB3</b><br>1 1/4" 1 1/4" |
| Fluted<br><br><b>VWF2R</b><br>1 1/4" | Fluted<br><br><b>VWF2 VWF3</b><br>1 1/4" 1 1/4" |  |
| 1 1/4"  | 1 1/4"   | 1 1/4"   |
| 2522  | 2742   | 2932   |
| 2694  | 2907   | 3099   |
| 2869  | 3124   | 3394   |
| 3038  | 3295   | 3564   |
| 2619  | 2833   | 3026   |
| 2789  | 3002   | 3193   |
| 2963  | 3216   | 3487   |
| 3132  | 3390   | 3656   |
| 3744  | 4051   | 4367   |
| 4225  | 4591   | 4965   |
| 4925  | 5358   | 5840   |
| 5546  | 6048   | 6733   |
| 3835  | 4141   | 4457   |

**Base Options**

|   | Code  | Price   |
|---|-------|---------|
| Alternate Table Height 32" & Under.....                 | BAH   | \$ 100  |
| Alternate Table Height 32" & Over.....                  | BSP   | \$ call |
| Casters (4), Dual Wheel Black<br>Hard Wheel X1, X4..... | CAS55 | \$ 171  |
| Casters (4), Dual Wheel Black<br>Soft Wheel X1, X4..... | CAS57 | \$ 171  |
| Self-Leveling Glides (4) X1, X4.....                    | GLD04 | \$ 49   |

**Finish Options**

|                             |        |
|-----------------------------|--------|
| Chrome .....                | \$ 165 |
| Nickel.....                 | \$ 223 |
| Powder Coat, Standard ..... | n/c    |
| Powder Coat, Premium.....   | \$ 165 |
| Platinum.....               | \$ 488 |

**Top Options**

|                                  |     |        |
|----------------------------------|-----|--------|
| Special Laminate.....            | TSP | call   |
| Custom Cutout (per cutout) ..... | TCC | \$ 120 |

**Power + Data Options**

Please reference the Power + Data Price List

**Wire Management Options**

|   |     |        |
|---|-----|--------|
| Canvas Legway .....                               | WCL | \$ 100 |
| 1 Oval Brush Grommet, Provide Location Print..... | WOG | \$ 97  |
| 1 Round Grommet, Provide Location Print .....     | WRG | \$ 76  |

**Accessories**

|                                    |     |       |
|------------------------------------|-----|-------|
| Table Floor Mount Bracket Set..... | AFB | \$ 57 |
|------------------------------------|-----|-------|



**Questions?**















800 876 2120

top >  
edge >

edge ordering code (radius corner) >  
or  
edge ordering code (square corner) >  
top thickness >

edge ordering code (radius corner) >  
or  
edge ordering code (square corner) >  
top thickness >






top thickness price >

|  |                   | Laminate PVC  | Laminate T-Mold   | Laminate Wood  | Laminate Soft PVC   | Laminate 1/2" Wood  | Laminate 1/2" Wood  |
|--|-------------------|---|---|--|---|---|---|
|  |                   | Flat  | Convex  | Flat   | Bumper  | Square  | Bullnose  |
|  |                   |  |  |  |  |  |  |
|  |                   | <b>LP2R</b><br>or<br><b>LP2S</b><br>1 1/4"  | <b>LP3R</b><br>or<br><b>LP3S</b><br>1 3/4"  | <b>LT2</b><br>or<br><b>LT3</b><br>1 1/4" 1 3/4"                                    | <b>LW2R</b><br>or<br><b>LW2S</b><br>1 1/4"  | <b>LB2R</b><br>1 1/4"   | <b>LWS2</b> 1 1/4" <b>LWS3</b> 1 3/4"<br><b>LWB2</b> 1 1/4" <b>LWB3</b> 1 3/4"      |
|  |                   | Fluted  |   | Fluted   | Reverse Bevel Acrylic   | Fluted  |   |
|  |                   |  |   |  |  |  |   |
|  |                   | <b>LPF2R</b><br>or<br><b>LPF2S</b><br>1 1/4"                                      | <b>LPF3R</b><br>or<br><b>LPF3S</b><br>1 3/4"                                      | <b>LWF2R</b><br>or<br><b>LWF2S</b><br>1 1/4"                                       | <b>LMRA2R</b><br>or<br><b>LMRA2S</b><br>1 1/4"                                      | <b>LWF2</b> 1 1/4" <b>LWF3</b> 1 3/4"   |   |
|  |                   | 1 1/4" 1 3/4"   |   | 1 1/4"   |   | 1 1/4" 1 3/4"   |   |
|  |                   | 1 1/4" 1 3/4"   |   | 1 1/4"   |   | 1 1/4" 1 3/4"   |   |
| Base Style   | Table Description | Model #   | Product Wt  |  |   |   |   |
| <br>X1    | X1 30 Fix         | <b>SRX1 30SQFX</b>  | 57  | 1088   | 1187  | 1439  | 1676 1715   |
|  | 30 Tilt           | <b>SRX1 30SQTL</b>  | 61  | 1253   | 1351  | 1604  | 1843 1883   |
|  | 36 Fix            | <b>SRX1 36SQFX</b>  | 71  | 1135   | 1255  | 1592  | 1902 1971   |
|  | 36 Tilt           | <b>SRX1 36SQTL</b>  | 74  | 1304   | 1423  | 1760  | 2073 2143   |
| <br>X1S   | X1S 30 Stand Fix  | <b>SRX1S 30SQFX</b>   | 58  | 1180   | 1280  | 1531  | 1770 1808   |
|  | 30 Stand Tilt     | <b>SRX1S 30SQTL</b>   | 62  | 1349   | 1451  | 1698  | 1938 1980   |
| <br>X4  | X4 42 Fix         | <b>SRX4 42SQFX</b>  | 109   | 1744   | 1818  | 2299  | 2673 2713   |
|  | 48 Fix            | <b>SRX4 48SQFX</b>  | 127   | 1822   | 2007  | 2410  | 2801 2867   |
|  | 54 Fix            | <b>SRX4 54SQFX</b>  | 157   | 2127   | 2389  | 3143  | 3826 3917   |
|  | 60 Fix            | <b>SRX4 60SQFX</b>  | 180   | 2302   | 2532  | 3239  | 3871 3963   |
| <br>X4S | X4S 36 Stand Fix  | <b>SRX4S 36SQFX</b>   | 95  | 1617   | 1739  | 2074  | 2386 2457   |
|  | 42 Stand Fix      | <b>SRX4S 42SQFX</b>   | 111   | 1837   | 1913  | 2394  | 2768 2804   |

**To Order, Specify...**

- 1 Model Number
- 2 Top Material
- 3 Edge Style and Thickness
- 4 Edge Color
- 5 Base Color
- 6 Additional Options



| Veneer Wood   | Veneer 1 1/4" Wood  | Veneer 1 1/4" Wood  |
|---|---|---|
| Flat<br><br><b>VW2R</b><br>or<br><b>VW2S</b><br>1 1/4"     | Square<br><br><b>VWS2</b> <b>VWS3</b><br>1 1/4" 1 1/4" | Bullnose<br><br><b>VWB2</b> <b>VWB3</b><br>1 1/4" 1 1/4" |
| Fluted<br><br><b>VWF2R</b><br>or<br><b>VWF2S</b><br>1 1/4" | Fluted<br><br><b>VWF2</b> <b>VWF3</b><br>1 1/4" 1 1/4" |   |
| 1 1/4"  | 1 1/4"  | 1 1/4"  |
| 2207  | 2413  | 2468  |
| 2375  | 2579  | 2636  |
| 2512  | 2755  | 2828  |
| 2678  | 2924  | 3000  |
| 2299  | 2506  | 2559  |
| 2469  | 2673  | 2732  |
| 3297  | 3590  | 3663  |
| 3715  | 4064  | 4162  |
| 4303  | 4712  | 4916  |
| 4822  | 5291  | 5405  |
| 2996  | 3238  | 3312  |
| 3392  | 3681  | 3755  |

**Base Options**

|   | Code  | Price   |
|---|-------|---------|
| Alternate Table Height 32" & Under..... | BAH   | \$ 100  |
| Alternate Table Height 32" & Over.....  | BSP   | \$ call |
| Casters (4), Dual Wheel Black           |       |         |
| Hard Wheel X1, X4.....                  | CAS55 | \$ 171  |
| Casters (4), Dual Wheel Black           |       |         |
| Soft Wheel X1, X4.....                  | CAS57 | \$ 171  |
| Self-Leveling Glides (4) X1, X4.....    | GLD04 | \$ 49   |

**Finish Options**

|                             |        |
|-----------------------------|--------|
| Chrome .....                | \$ 165 |
| Nickel.....                 | \$ 223 |
| Powder Coat, Standard ..... | n/c    |
| Powder Coat, Premium.....   | \$ 165 |
| Platinum.....               | \$ 488 |

**Top Options**

|                                   |     |        |
|-----------------------------------|-----|--------|
| Table Link (all four sides) ..... | TLK | \$ 251 |
| Table Link (two sides).....       | TLE | \$ 135 |
| Special Laminate.....             | TSP | call   |
| Custom Cutout (per cutout) .....  | TCC | \$ 120 |

**Power + Data Options**

Please reference the Power + Data Price List

**Wire Management Options**

|   |     |        |
|---|-----|--------|
| Canvas Legway .....                               | WCL | \$ 100 |
| 1 Oval Brush Grommet, Provide Location Print..... | WOG | \$ 97  |
| 1 Round Grommet, Provide Location Print .....     | WRG | \$ 76  |

**Accessories**

|                                    |     |       |
|------------------------------------|-----|-------|
| Table Floor Mount Bracket Set..... | AFB | \$ 57 |
|------------------------------------|-----|-------|














Questions?  
800 876 2120

top >  
edge >

edge ordering code (radius corner) >  
or  
edge ordering code (square corner) >  
top thickness >

edge ordering code (radius corner) >  
or  
edge ordering code (square corner) >  
top thickness >






| Laminate PVC  | Laminate T-Mold   | Laminate Wood  | Laminate Soft PVC   | Laminate 1/2" Wood  | Laminate 1/2" Wood  |      |      |      |  |
|---|---|--|---|---|---|------|------|------|--|
| Flat  | Convex  | Flat   | Bumper  | Square  | Bullnose  |      |      |      |  |
|  |  |  |  |  |  |      |      |      |  |
| <b>LP2R</b><br>or<br><b>LP2S</b><br>1 1/4"  | <b>LP3R</b><br>or<br><b>LP3S</b><br>1 3/4"  | <b>LT2</b> <b>LT3</b><br>1 1/4"   1 3/4"   | <b>LW2R</b><br>or<br><b>LW2S</b><br>1 1/4"  | <b>LB2R</b><br>1 1/4"   | <b>LWS2</b> <b>LWS3</b><br>1 1/4"   1 3/4"  |      |      |      |  |
| <b>LWB2</b> <b>LWB3</b><br>1 1/4"   1 3/4"  |   |  |   |   |   |      |      |      |  |
| Fluted  |   | Fluted   | Reverse Bevel Acrylic   | Fluted  |   |      |      |      |  |
|  |   |  |  |  |   |      |      |      |  |
| <b>LPF2R</b><br>or<br><b>LPF2S</b><br>1 1/4"                                      | <b>LPF3R</b><br>or<br><b>LPF3S</b><br>1 3/4"                                      | <b>LWF2R</b><br>or<br><b>LWF2S</b><br>1 1/4"                                       | <b>LMRA2R</b><br>or<br><b>LMRA2S</b><br>1 1/4"                                      | <b>LWF2</b> <b>LWF3</b><br>1 1/4"   1 3/4"  |   |      |      |      |  |
|   |   |  |   |   |   |      |      |      |  |
| top thickness price >   |   | 1 1/4"   | 1 3/4"  | 1 1/4"  | 1 1/4"   1 3/4"   |      |      |      |  |
| Base Style  | Table Description   | Model #  | Product Wt  |   |   |      |      |      |  |
|  | 18 x 48 Fix   | <b>SRTI1848REFX</b>  | 41  | 1062  | 1159  | 1374 | 1586 | 1616 |  |
|   | 18 x 48 Slim-Tilt   | <b>SRTI1848REST</b>  | 47  | 1542  | 1644  | 1855 | 2073 | 2101 |  |
|   | 18 x 60 Fix   | <b>SRTI1860REFX</b>  | 52  | 1150  | 1219  | 1511 | 1756 | 1792 |  |
|   | 18 x 60 Slim-Tilt   | <b>SRTI1860REST</b>  | 58  | 1633  | 1703  | 1996 | 2236 | 2280 |  |
|   | 18 x 72 Fix   | <b>SRTI1872REFX</b>  | 60  | 1208  | 1310  | 1646 | 1938 | 2019 |  |
|   | 18 x 72 Slim-Tilt   | <b>SRTI1872REST</b>  | 77  | 1693  | 1796  | 2127 | 2421 | 2506 |  |
|   | 18 x 84 Fix   | <b>SRTI1884REFX</b>  | 68  | 1344  | 1455  | 1942 | 2349 | 2376 |  |
|   | 18 x 84 Slim-Tilt   | <b>SRTI1884REST</b>  | 74  | 1827  | 1938  | 2428 | 2832 | 2858 |  |
|   | 18 x 90 Fix   | <b>SRTI1890REFX</b>  | 71  | 1461  | 1564  | 2205 | 2700 | 2727 |  |
|   | 18 x 90 Slim-Tilt   | <b>SRTI1890REST</b>  | 77  | 1949  | 2046  | 2691 | 3188 | 3210 |  |
| 18 x 96 Fix   | <b>SRTI1896REFX</b>   | 75   | 1461  | 1564  | 2205  | 2700 | 2727 |      |  |
| 18 x 96 Slim-Tilt   | <b>SRTI1896REST</b>   | 81   | 1949  | 2046  | 2691  | 3188 | 3210 |      |  |

To Order, Specify...

- 1 Model Number
- 2 Top Material
- 3 Edge Style and Thickness
- 4 Edge Color
- 5 Base Color
- 6 Additional Options





| Veneer Wood   | Veneer 1 1/4" Wood  | Veneer 1 1/4" Wood  |
|---|---|---|
| Flat<br><br>VW2R<br>or<br>VW2S<br>1 1/4"     | Square<br><br>VWS2 VWS3<br>1 1/4" 1 1/4" | Bullnose<br><br>VWB2 VWB3<br>1 1/4" 1 1/4" |
| Fluted<br><br>VWF2R<br>or<br>VWF2S<br>1 1/4" | Fluted<br><br>VWF2 VWF3<br>1 1/4" 1 1/4" |   |
| 1 1/4"  | 1 1/4"  | 1 1/4"  |
| 2209  | 2395  | 2571  |
| 2694  | 2880  | 3052  |
| 2386  | 2585  | 2804  |
| 2869  | 3066  | 3289  |
| 2571  | 2795  | 3034  |
| 3055  | 3280  | 3518  |
| 2779  | 3025  | 3285  |
| 3265  | 3509  | 3774  |
| 3246  | 3545  | 3858  |
| 3731  | 4032  | 4339  |
| 3246  | 3545  | 3858  |
| 3731  | 4032  | 4339  |

**Base Options**

|   | Code  | Price   |
|---|-------|---------|
| Alternate Table Height 32" & Under.....             | BAH   | \$ 100  |
| Alternate Table Height 32" & Over.....              | BSP   | \$ call |
| Casters (4), Dual Wheel Black                       |       |         |
| Hard Wheel (to 72" length).....                     | CAS55 | \$ 171  |
| Casters (4), Dual Wheel Black                       |       |         |
| Soft Wheel (to 72" length).....                     | CAS57 | \$ 171  |
| Mix, Dual Wheel Casters & Glides (to 72" length) .. | BMD   | \$ 163  |
| Self-Leveling Glides (4).....                       | GLD04 | \$ 49   |
| Stretcher Rail (Fix/Tilt) Finish Same as Base       |       |         |
| Tables 36" H & Over Require a Stretcher Rail .....  | BSR   | \$ 243  |

**Finish Options**

|                             |        |
|-----------------------------|--------|
| Chrome .....                | \$ 165 |
| Nickel.....                 | \$ 223 |
| Powder Coat, Standard ..... | n/c    |
| Powder Coat, Premium.....   | \$ 165 |
| Platinum.....               | \$ 488 |

**Top Options**

|                                   |     |        |
|-----------------------------------|-----|--------|
| Table Link (all four sides) ..... | TLK | \$ 251 |
| Table Link (18" ends only) .....  | TLE | \$ 135 |
| Special Laminate.....             | TSP | call   |
| Custom Cutout (per cutout) .....  | TCC | \$ 120 |

**Power + Data Options**

Please reference the Power + Data Price List

**Wire Management Options**

|  |     |        |
|--|-----|--------|
| Basket, Under Top Mount .....                      | WBT | \$ 97  |
| Plastic Runner, Under Top Mount .....              | WRT | \$ 165 |
| Canvas Legway .....                                | WCL | \$ 100 |
| 1 Oval Brush Grommet, Location A .....             | WOA | \$ 97  |
| 2 Oval Brush Grommets, Location E .....            | WOE | \$ 194 |
| 1 Oval Brush Grommet, Provide Location Print ..... | WOG | \$ 97  |
| 1 Round Grommet, Location A .....                  | WRA | \$ 76  |
| 2 Round Grommets, Location E .....                 | WRE | \$ 152 |
| 1 Round Grommet, Provide Location Print .....      | WRG | \$ 76  |

**Accessories**

|   |          |        |
|---|----------|--------|
| Keyboard Platform w/Mouse Surface ..... | AKP27M   | \$ 760 |
| CPU Holder (3" - 9" adjustment) .....   | ACPU3-9F | \$ 237 |
| CPU Holder (5" - 8" adjustment) .....   | ACPU5-8F | \$ 155 |
| CPU Holder (3" - 5" adjustment) .....   | ACPU3F   | \$ 155 |
| Table Transport .....                   | ATT3054  | \$1855 |
| Table Floor Mount Bracket Set.....      | AFB      | \$ 57  |



**Questions?**

800 876 2120

top >  
edge >

edge ordering code (radius corner) >  
or  
edge ordering code (square corner) >  
top thickness >

edge ordering code (radius corner) >  
or  
edge ordering code (square corner) >  
top thickness >

top thickness price >

| Laminate PVC                                 | Laminate T-Mold                              | Laminate Wood                                   | Laminate Soft PVC                              | Laminate 1 1/2" Wood                  | Laminate 1 1/2" Wood  |
|--|--|---|--|---------------------------------------|---|
| Flat   | Convex                                       | Flat  | Bumper   | Square                                | Bullnose  |
|  |  |   |  |                                       |   |
| <b>LP2R</b><br>or<br><b>LP2S</b><br>1 1/4"   | <b>LP3R</b><br>or<br><b>LP3S</b><br>1 3/4"   | <b>LT2</b><br>or<br><b>LT3</b><br>1 1/4" 1 3/4" | <b>LW2R</b><br>or<br><b>LW2S</b><br>1 1/4"     | <b>LB2R</b><br>1 1/4"                 | <b>LWS2</b> 1 1/4" <b>LWS3</b> 1 3/4" <b>LWB2</b> 1 1/4" <b>LWB3</b> 1 3/4" |
| Fluted                                       |  | Fluted  | Reverse Bevel Acrylic                          | Fluted                                |   |
|  |  |   |  |                                       |   |
| <b>LPF2R</b><br>or<br><b>LPF2S</b><br>1 1/4" | <b>LPF3R</b><br>or<br><b>LPF3S</b><br>1 3/4" | <b>LWF2R</b><br>or<br><b>LWF2S</b><br>1 1/4"    | <b>LMRA2R</b><br>or<br><b>LMRA2S</b><br>1 1/4" | <b>LWF2</b> 1 1/4" <b>LWF3</b> 1 3/4" |   |
| 1 1/4"                                       | 1 3/4"                                       | 1 1/4"  | 1 1/4"   | 1 1/4"                                | 1 3/4"  |

**Base Style**

**Table Description**

**Model #**

**Product Wt**








|                   |                      |     |
|-------------------|----------------------|-----|
| 24 x 48 Fix       | <b>SRTI 2448REFX</b> | 65  |
| 24 x 48 Slim-Tilt | <b>SRTI 2448REST</b> | 77  |
| 24 x 60 Fix       | <b>SRTI 2460REFX</b> | 78  |
| 24 x 60 Slim-Tilt | <b>SRTI 2460REST</b> | 90  |
| 24 x 72 Fix       | <b>SRTI 2472REFX</b> | 88  |
| 24 x 72 Slim-Tilt | <b>SRTI 2472REST</b> | 100 |
| 24 x 84 Fix       | <b>SRTI 2484REFX</b> | 98  |
| 24 x 84 Slim-Tilt | <b>SRTI 2484REST</b> | 110 |
| 24 x 90 Fix       | <b>SRTI 2490REFX</b> | 103 |
| 24 x 90 Slim-Tilt | <b>SRTI 2490REST</b> | 115 |
| 24 x 96 Fix       | <b>SRTI 2496REFX</b> | 108 |
| 24 x 96 Slim-Tilt | <b>SRTI 2496REST</b> | 120 |

**To Order, Specify...**

- 1 Model Number
- 2 Top Material
- 3 Edge Style and Thickness
- 4 Edge Color
- 5 Base Color
- 6 Additional Options



| Veneer Wood   | Veneer 1 1/4" Wood  | Veneer 1 3/4" Wood  |
|---|---|---|
| Flat<br><br><b>VW2R</b><br>or<br><b>VW2S</b><br>1 1/4"     | Square<br><br><b>VWS2</b> <b>VWS3</b><br>1 1/4" 1 3/4" | Bullnose<br><br><b>VWB2</b> <b>VWB3</b><br>1 1/4" 1 3/4" |
| Fluted<br><br><b>VWF2R</b><br>or<br><b>VWF2S</b><br>1 1/4" | Fluted<br><br><b>VWF2</b> <b>VWF3</b><br>1 1/4" 1 3/4" |   |
| 1 1/4"  | 1 1/4"  | 1 3/4"  |
| 2325  | 2517  | 2708  |
| 2808  | 3001  | 3191  |
| 2568  | 2789  | 3000  |
| 3049  | 3267  | 3481  |
| 2792  | 3031  | 3291  |
| 3268  | 3512  | 3775  |
| 3059  | 3337  | 3621  |
| 3543  | 3821  | 4104  |
| 3431  | 3750  | 4076  |
| 3914  | 4188  | 4558  |
| 3431  | 3750  | 4076  |
| 3914  | 3944  | 4558  |

**Base Options**

|  | Code  | Price   |
|--|-------|---------|
| Alternate Table Height 32" & Under.....              | BAH   | \$ 100  |
| Alternate Table Height 32" & Over.....               | BSP   | \$ call |
| Casters (4), Dual Wheel Black                        |       |         |
| Hard Wheel (to 72" length).....                      | CAS55 | \$ 171  |
| Casters (4), Dual Wheel Black                        |       |         |
| Soft Wheel (to 72" length).....                      | CAS57 | \$ 171  |
| Mix, Dual Wheel Casters & Glides (to 72" length) ... | BMD   | \$ 163  |
| Self-Leveling Glides (4).....                        | GLD04 | \$ 49   |
| Stretcher Rail (Fix/Tilt) Finish Same as Base        |       |         |
| Tables 36" H & Over Require a Stretcher Rail .....   | BSR   | \$ 243  |

**Finish Options**

|                             |        |
|-----------------------------|--------|
| Chrome .....                | \$ 165 |
| Nickel.....                 | \$ 223 |
| Powder Coat, Standard ..... | n/c    |
| Powder Coat, Premium.....   | \$ 165 |
| Platinum.....               | \$ 488 |

**Top Options**

|   |      |         |
|---|------|---------|
| Table Link (all four sides) .....   | TLK  | \$ 251  |
| Table Link (24" ends only).....   | TLE  | \$ 135  |
| Special Laminate.....   | TSP  | call    |
| Custom Cutout (per cutout) .....  | TCC  | \$ 120  |
| Laptop Locker (each).....   | TLA  | \$ 1375 |
| (available on fixed tables only, see page 34 in All Tables Price List for additional information) |      |         |
| Electronic Lock (per locker).....   | TLEL | \$ 359  |
| Power Unit (up to 10 lockers sequenced, includes 1 key), required for electronic lock.....        | TLPU | \$ 567  |

**Power + Data Options**

Please reference the Power + Data Price List

**Wire Management Options**

|  |     |        |
|--|-----|--------|
| Basket, Under Top Mount .....                      | WBT | \$ 97  |
| Plastic Runner, Under Top Mount .....              | WRT | \$ 165 |
| Canvas Legway .....                                | WCL | \$ 100 |
| 1 Oval Brush Grommet, Location A .....             | WOA | \$ 97  |
| 2 Oval Brush Grommets, Location E .....            | WOE | \$ 194 |
| 1 Oval Brush Grommet, Provide Location Print ..... | WOG | \$ 97  |
| 1 Round Grommet, Location A .....                  | WRA | \$ 76  |
| 2 Round Grommets, Location E.....                  | WRE | \$ 152 |
| 1 Round Grommet, Provide Location Print .....      | WRG | \$ 76  |

**Accessories**

|   |          |        |
|---|----------|--------|
| Keyboard Platform w/Mouse Surface ..... | AKP27M   | \$ 760 |
| CPU Holder (3" - 9" adjustment).....    | ACPU3-9F | \$ 237 |
| CPU Holder (5" - 8" adjustment).....    | ACPU5-8F | \$ 155 |
| CPU Holder (3" - 5" adjustment).....    | ACPU3F   | \$ 155 |
| Table Transport .....                   | ATT3054  | \$1855 |
| Table Floor Mount Bracket Set.....      | AFB      | \$ 57  |



**Questions?**

800 876 2120

⊕ Indicates Number of Bases

edge ordering code (radius corner) >  
or  
edge ordering code (square corner) >  
top thickness >

edge ordering code (radius corner) >  
or  
edge ordering code (square corner) >  
top thickness >  
top thickness price >






top >  
edge >

| Laminate PVC  | Laminate T-Mold                        | Laminate Wood                          | Laminate Soft PVC                        | Laminate 1/2" Wood                       | Laminate 1/2" Wood                       |      |      |      |
|---|--|--|--|--|--|------|------|------|
| Flat  | Convex                                 | Flat                                   | Bumper                                   | Square                                   | Bullnose                                 |      |      |      |
|   |  |  |  |  |  |      |      |      |
| <b>LP2R</b> or <b>LP3R</b><br><b>LP2S</b> or <b>LP3S</b><br>1 1/4" 1 3/4"     | <b>LT2</b> <b>LT3</b><br>1 1/4" 1 3/4" | <b>LW2R</b> or <b>LW2S</b><br>1 1/4"   | <b>LB2R</b><br>1 1/4"                    | <b>LWS2</b> <b>LWS3</b><br>1 1/4" 1 3/4" | <b>LWB2</b> <b>LWB3</b><br>1 1/4" 1 3/4" |      |      |      |
| Fluted  |  | Fluted                                 | Reverse Bevel Acrylic                    | Fluted                                   |  |      |      |      |
|   |  |  |  |  |  |      |      |      |
| <b>LPF2R</b> or <b>LPF3R</b><br><b>LPF2S</b> or <b>LPF3S</b><br>1 1/4" 1 3/4" |  | <b>LWF2R</b> or <b>LWF2S</b><br>1 1/4" | <b>LMRA2R</b> or <b>LMRA2S</b><br>1 1/4" | <b>LWF2</b> <b>LWF3</b><br>1 1/4" 1 3/4" |  |      |      |      |
| 1 1/4"  | 1 3/4"                                 | 1 1/4"                                 | 1 1/4"                                   | 1 1/4"                                   | 1 3/4"                                   |      |      |      |
| Base Style  | Table Description                      | Model #                                | Product Wt                               |  |  |      |      |      |
|   | 30 x 42 Fix                            | <b>SRTI 3042REFX</b>                   | 71                                       | 1147                                     | 1225                                     | 1506 | 1748 | 1814 |
|   | 30 x 48 Fix                            | <b>SRTI 3048REFX</b>                   | 77                                       | 1252                                     | 1381                                     | 1695 | 1992 | 2040 |
|   | 30 x 48 Slim-Tilt                      | <b>SRTI 3048REST</b>                   | 89                                       | 1731                                     | 1863                                     | 2177 | 2477 | 2520 |
|   | 30 x 60 Fix                            | <b>SRTI 3060REFX</b>                   | 93                                       | 1326                                     | 1382                                     | 1895 | 2281 | 2541 |
|   | 30 x 60 Slim-Tilt                      | <b>SRTI 3060REST</b>                   | 105                                      | 1810                                     | 1871                                     | 2380 | 2768 | 3025 |
|   | 30 x 72 Fix                            | <b>SRTI 3072REFX</b>                   | 106                                      | 1430                                     | 1500                                     | 2104 | 2551 | 2664 |
|   | 30 x 72 Slim-Tilt                      | <b>SRTI 3072REST</b>                   | 118                                      | 1919                                     | 1982                                     | 2591 | 3039 | 3148 |
|   | 30 x 84 Fix                            | <b>SRTI 3084REFX</b>                   | 119                                      | 1539                                     | 1632                                     | 2381 | 2948 | 2770 |
|   | 30 x 84 Slim-Tilt                      | <b>SRTI 3084REST</b>                   | 131                                      | 2023                                     | 2117                                     | 2860 | 3428 | 3252 |
|   | 30 x 90 Fix                            | <b>SRTI 3090REFX</b>                   | 125                                      | 1740                                     | 1894                                     | 2741 | 3409 | 3488 |
|   | 30 x 90 Slim-Tilt                      | <b>SRTI 3090REST</b>                   | 137                                      | 2225                                     | 2376                                     | 3226 | 3894 | 3977 |
|   | 30 x 96 Fix                            | <b>SRTI 3096REFX</b>                   | 131                                      | 1740                                     | 1894                                     | 2741 | 3409 | 3488 |
|   | 30 x 96 Slim-Tilt                      | <b>SRTI 3096REST</b>                   | 143                                      | 2225                                     | 2379                                     | 3226 | 3894 | 3977 |
| 30 x 120 Fix  | <b>SRTI 30120REFX</b> ③                | 186                                    | 2532                                     | 2689                                     | 3876                                     | 4780 | 4858 |      |

**To Order, Specify...**

- ① Model Number
- ② Top Material
- ③ Edge Style and Thickness
- ④ Edge Color
- ⑤ Base Color
- ⑥ Additional Options



| Veneer Wood   | Veneer 1 1/4" Wood   | Veneer 1 1/4" Wood   |
|---|--|--|
| Flat<br><br><b>VW2R</b><br>or<br><b>VW2S</b><br>1 1/4"     | Square<br><br><b>VWS2 VWS3</b><br>1 1/4" 1 1/4" | Bullnose<br><br><b>VWB2 VWB3</b><br>1 1/4" 1 1/4" |
| Fluted<br><br><b>VWF2R</b><br>or<br><b>VWF2S</b><br>1 1/4" | Fluted<br><br><b>VWF2 VWF3</b><br>1 1/4" 1 1/4" |  |
| 1 1/4"  | 1 1/4"   | 1 1/4"   |
| 2290  | 2477   | 2650   |
| 2579  | 2798   | 3010   |
| 3061  | 3279   | 3491   |
| 2843  | 3092   | 3336   |
| 3328  | 3576   | 3821   |
| 3175  | 3454   | 3672   |
| 3658  | 3938   | 4159   |
| 3460  | 3775   | 4085   |
| 3942  | 4258   | 4569   |
| 3871  | 4240   | 4570   |
| 4355  | 4724   | 5057   |
| 3871  | 4240   | 4570   |
| 4355  | 4724   | 5057   |
| 5057  | 5519   | 5853   |

**Base Options**

|   | Code  | Price   |
|---|-------|---------|
| Alternate Table Height 32" & Under.....   | BAH   | \$ 100  |
| Alternate Table Height 32" & Over.....  | BSP   | \$ call |
| Casters (4), Dual Wheel Black<br>Hard Wheel (to 72" length).....                                    | CAS55 | \$ 171  |
| Casters (4), Dual Wheel Black<br>Soft Wheel (to 72" length).....                                    | CAS57 | \$ 171  |
| Mix, Dual Wheel Casters & Glides (to 72" length) ...  | BMD   | \$ 163  |
| Self-Leveling Glides (4).....   | GLD04 | \$ 49   |
| Stretcher Rail (Fix/Tilt) Finish Same as Base<br>Tables 36" H & Over Require a Stretcher Rail ..... | BSR   | \$ 243  |

**Finish Options**

|                             |        |
|-----------------------------|--------|
| Chrome .....                | \$ 165 |
| Nickel.....                 | \$ 223 |
| Powder Coat, Standard ..... | n/c    |
| Powder Coat, Premium.....   | \$ 165 |
| Platinum.....               | \$ 488 |

**Top Options**

|  |      |         |
|--|------|---------|
| Table Link (all four sides) .....  | TLK  | \$ 251  |
| Table Link (30" ends only) .....   | TLE  | \$ 135  |
| Special Laminate.....  | TSP  | call    |
| Custom Cutout (per cutout) .....   | TCC  | \$ 120  |
| Laptop Locker (each).....  | TLA  | \$ 1375 |
| (available on fixed tables only, see page 34 in<br>All Tables Price List for additional information) |      |         |
| Electronic Lock (per locker).....  | TLEL | \$ 359  |
| Power Unit (up to 10 lockers sequenced,<br>includes 1 key), required for electronic lock.....        | TLPU | \$ 567  |

**Power + Data Options**

Please reference the Power + Data Price List

**Wire Management Options**

|  |     |        |
|--|-----|--------|
| Basket, Under Top Mount .....                      | WBT | \$ 97  |
| Plastic Runner, Under Top Mount .....              | WRT | \$ 165 |
| Canvas Legway .....                                | WCL | \$ 100 |
| 1 Oval Brush Grommet, Location A .....             | WOA | \$ 97  |
| 2 Oval Brush Grommets, Location E .....            | WOE | \$ 194 |
| 1 Oval Brush Grommet, Provide Location Print ..... | WOG | \$ 97  |
| 1 Round Grommet, Location A .....                  | WRA | \$ 76  |
| 2 Round Grommets, Location E.....                  | WRE | \$ 152 |
| 1 Round Grommet, Provide Location Print .....      | WRG | \$ 76  |

**Accessories**

|   |          |        |
|---|----------|--------|
| Keyboard Platform w/Mouse Surface ..... | AKP27M   | \$ 760 |
| CPU Holder (3" - 9" adjustment).....    | ACPU3-9F | \$ 237 |
| CPU Holder (5" - 8" adjustment).....    | ACPU5-8F | \$ 155 |
| CPU Holder (3" - 5" adjustment).....    | ACPU3F   | \$ 155 |
| Table Transport .....                   | ATT3054  | \$1855 |
| Table Floor Mount Bracket Set.....      | AFB      | \$ 57  |



**Questions?**

800 876 2120

⊕ Indicates Number of Bases

edge ordering code (radius corner) >  
or  
edge ordering code (square corner) >  
top thickness >

edge ordering code (radius corner) >  
or  
edge ordering code (square corner) >  
top thickness >  
top thickness price >

top >  
edge >






|  | Laminate PVC                                 | Laminate T-Mold                              | Laminate Wood                                | Laminate Soft PVC                              | Laminate 1/4" Wood    | Laminate 1/4" Wood    |                       |
|--|--|--|--|--|-----------------------|-----------------------|-----------------------|
|  | Flat   | Convex                                       | Flat   | Bumper   | Square                | Bullnose              |                       |
|  |  |  |  |  |                       |                       |                       |
|  | <b>LP2R</b><br>or<br><b>LP2S</b><br>1 1/4"   | <b>LP3R</b><br>or<br><b>LP3S</b><br>1 3/4"   | <b>LT2</b><br>or<br><b>LT3</b><br>1 1/4"     | <b>LW2R</b><br>or<br><b>LW2S</b><br>1 1/4"     | <b>LB2R</b><br>1 1/4" | <b>LWS2</b><br>1 1/4" | <b>LWS3</b><br>1 3/4" |
|  | <b>LWB2</b>                                  | <b>LWB3</b>                                  |  |  |                       |                       |                       |
|  |  |  |  |  |                       |                       |                       |
|  | Fluted                                       |  | Fluted                                       | Reverse Bevel Acrylic                          | Fluted                |                       |                       |
|  |  |  |  |  |                       |                       |                       |
|  | <b>LPF2R</b><br>or<br><b>LPF2S</b><br>1 1/4" | <b>LPF3R</b><br>or<br><b>LPF3S</b><br>1 3/4" | <b>LWF2R</b><br>or<br><b>LWF2S</b><br>1 1/4" | <b>LMRA2R</b><br>or<br><b>LMRA2S</b><br>1 1/4" | <b>LWF2</b><br>1 1/4" | <b>LWF3</b><br>1 3/4" |                       |
|  |  |  |  |  |                       |                       |                       |
|  |  |  |  |  |                       |                       |                       |
|  | 1 1/4"                                       | 1 3/4"                                       | 1 1/4"                                       | 1 1/4"   | 1 1/4"                | 1 3/4"                |                       |
|  | 1332   | 1455   | 1975   | 2410   | 2488                  |                       |                       |
|  | 1815   | 1937   | 2458   | 2891   | 2971                  |                       |                       |
|  | 1440   | 1560   | 2127   | 2588   | 2667                  |                       |                       |
|  | 1926   | 2043   | 2612   | 3074   | 3153                  |                       |                       |
|  | 1503   | 1612   | 2282   | 2804   | 2853                  |                       |                       |
|  | 1987   | 2098   | 2769   | 3290   | 3335                  |                       |                       |
|  | 1815   | 1875   | 2629   | 3177   | 3243                  |                       |                       |
|  | 2299   | 2358   | 3112   | 3660   | 3730                  |                       |                       |
|  | 2009   | 2199   | 2967   | 3608   | 3694                  |                       |                       |
|  | 2493   | 2686   | 3450   | 4097   | 4179                  |                       |                       |
|  | 2009   | 2199   | 2967   | 3608   | 3694                  |                       |                       |
|  | 2493   | 2686   | 3450   | 4097   | 4179                  |                       |                       |
|  | 2893   | 3084   | 4248   | 5158   | 5243                  |                       |                       |

| Base Style | Table Description | Model #                 | Product Wt |
|------------|-------------------|-------------------------|------------|
|            | 36 x 48 Fix       | <b>SRT1 3648REFX</b>    | 87         |
|            | 36 x 48 Slim-Tilt | <b>SRT1 3648REST</b>    | 99         |
|            | 36 x 60 Fix       | <b>SRT1 3660REFX</b>    | 109        |
|            | 36 x 60 Slim-Tilt | <b>SRT1 3660REST</b>    | 121        |
|            | 36 x 72 Fix       | <b>SRT1 3672REFX</b>    | 125        |
|            | 36 x 72 Slim-Tilt | <b>SRT1 3672REST</b>    | 137        |
|            | 36 x 84 Fix       | <b>SRT1 3684REFX</b>    | 140        |
|            | 36 x 84 Slim-Tilt | <b>SRT1 3684REST</b>    | 152        |
|            | 36 x 90 Fix       | <b>SRT1 3690REFX</b>    | 155        |
|            | 36 x 90 Slim-Tilt | <b>SRT1 3690REST</b>    | 167        |
|            | 36 x 96 Fix       | <b>SRT1 3696REFX</b>    | 155        |
|            | 36 x 96 Slim-Tilt | <b>SRT1 3696REST</b>    | 167        |
|            | 36 x 120 Fix      | <b>SRT1 36120REFX</b> ③ | 189        |

**To Order, Specify...**

- ① Model Number
- ② Top Material
- ③ Edge Style and Thickness
- ④ Edge Color
- ⑤ Base Color
- ⑥ Additional Options



| Veneer Wood   | Veneer 1 1/4" Wood  | Veneer 1 3/4" Wood  |
|---|---|---|
| Flat<br><br><b>VW2R</b><br>or<br><b>VW2S</b><br>1 1/4"     | Square<br><br><b>VWS2</b> <b>VWS3</b><br>1 1/4" 1 3/4" | Bullnose<br><br><b>VWB2</b> <b>VWB3</b><br>1 1/4" 1 3/4" |
| Fluted<br><br><b>VWF2R</b><br>or<br><b>VWF2S</b><br>1 1/4" | Fluted<br><br><b>VWF2</b> <b>VWF3</b><br>1 1/4" 1 3/4" |   |
| 1 1/4"  | 1 1/4"  | 1 3/4"  |
| 3143  | 3458  | 3599  |
| 3625  | 3940  | 4085  |
| 3325  | 3660  | 3804  |
| 3813  | 4285  | 4289  |
| 3699  | 4081  | 4235  |
| 4184  | 4567  | 4719  |
| 4025  | 4445  | 4625  |
| 4510  | 4932  | 5110  |
| 4297  | 4755  | 4951  |
| 4782  | 5238  | 5434  |
| 4297  | 4755  | 4951  |
| 4782  | 5238  | 5434  |
| 5650  | 6222  | 6420  |

**Base Options**

|  | Code  | Price   |
|--|-------|---------|
| Alternate Table Height 32" & Under.....              | BAH   | \$ 100  |
| Alternate Table Height 32" & Over.....               | BSP   | \$ call |
| Casters (4), Dual Wheel Black                        |       |         |
| Hard Wheel (to 72" length).....                      | CAS55 | \$ 171  |
| Casters (4), Dual Wheel Black                        |       |         |
| Soft Wheel (to 72" length).....                      | CAS57 | \$ 171  |
| Mix, Dual Wheel Casters & Glides (to 72" length) ... | BMD   | \$ 163  |
| Self-Leveling Glides (4).....                        | GLD04 | \$ 49   |
| Stretcher Rail (Fix/Tilt) Finish Same as Base        |       |         |
| Tables 36" H & Over Require a Stretcher Rail .....   | BSR   | \$ 243  |

**Finish Options**

|                             |        |
|-----------------------------|--------|
| Chrome .....                | \$ 165 |
| Nickel.....                 | \$ 223 |
| Powder Coat, Standard ..... | n/c    |
| Powder Coat, Premium.....   | \$ 165 |
| Platinum.....               | \$ 488 |

**Top Options**

|   |      |         |
|---|------|---------|
| Table Link (all four sides) .....   | TLK  | \$ 251  |
| Table Link (36" ends only) .....  | TLE  | \$ 135  |
| Special Laminate.....   | TSP  | call    |
| Custom Cutout (per cutout) .....  | TCC  | \$ 120  |
| Laptop Locker (each).....   | TLA  | \$ 1375 |
| (available on fixed tables only, see page 34 in All Tables Price List for additional information) |      |         |
| Electronic Lock (per locker).....   | TLEL | \$ 359  |
| Power Unit (up to 10 lockers sequenced, includes 1 key), required for electronic lock.....        | TLPU | \$ 567  |

**Power + Data Options**

Please reference the Power + Data Price List

**Wire Management Options**

|  |     |        |
|--|-----|--------|
| Basket, Under Top Mount .....                      | WBT | \$ 97  |
| Plastic Runner, Under Top Mount .....              | WRT | \$ 165 |
| Canvas Legway .....                                | WCL | \$ 100 |
| 1 Oval Brush Grommet, Location A .....             | WOA | \$ 97  |
| 2 Oval Brush Grommets, Location E .....            | WOE | \$ 194 |
| 1 Oval Brush Grommet, Provide Location Print ..... | WOG | \$ 97  |
| 1 Round Grommet, Location A .....                  | WRA | \$ 76  |
| 2 Round Grommets, Location E.....                  | WRE | \$ 152 |
| 1 Round Grommet, Provide Location Print .....      | WRG | \$ 76  |






**Accessories**

|   |          |        |
|---|----------|--------|
| Keyboard Platform w/Mouse Surface ..... | AKP27M   | \$ 760 |
| CPU Holder (3" - 9" adjustment).....    | ACPU3-9F | \$ 237 |
| CPU Holder (5" - 8" adjustment).....    | ACPU5-8F | \$ 155 |
| CPU Holder (3" - 5" adjustment).....    | ACPU3F   | \$ 155 |
| Table Transport .....                   | ATT3054  | \$1855 |
| Table Floor Mount Bracket Set.....      | AFB      | \$ 57  |







| Veneer Wood   | Veneer 1 1/4" Wood  | Veneer 1 1/4" Wood  |
|---|---|---|
| Flat<br><br><b>VW2R</b><br>or<br><b>VW2S</b><br>1 1/4"     | Square<br><br><b>VWS2</b> <b>VWS3</b><br>1 1/4" 1 1/4" | Bullnose<br><br><b>VWB2</b> <b>VWB3</b><br>1 1/4" 1 1/4" |
| Fluted<br><br><b>VWF2R</b><br>or<br><b>VWF2S</b><br>1 1/4" | Fluted<br><br><b>VWF2</b> <b>VWF3</b><br>1 1/4" 1 1/4" |   |
| 1 1/4"  | 1 1/4"  | 1 1/4"  |
| 4642  | 5091  | 5261  |
| 5036  | 5530  | 5719  |
| 5396  | 5930  | 6132  |
| 5796  | 6378  | 6580  |
|   |   | 8430  |
|   |   | 10123   |

**Base Options**

|   | Code | Price   |
|---|------|---------|
| Alternate Table Height 32" & Under.....           | BAH  | \$ 100  |
| Alternate Table Height 32" & Over.....            | BSP  | \$ call |
| Stretcher Rail (Fix/Tilt) Finish Same as Base     |      |         |
| Tables 36" H & Over Require a Stretcher Rail..... | BSR  | \$ 243  |

**Finish Options**

|                            |        |
|----------------------------|--------|
| Chrome.....                | \$ 165 |
| Nickel.....                | \$ 223 |
| Powder Coat, Standard..... | n/c    |
| Powder Coat, Premium.....  | \$ 165 |
| Platinum.....              | \$ 488 |

**Top Options**

|   |      |         |
|---|------|---------|
| 2-Piece Top (120" length only).....   | T2P  | \$ 629  |
| Table Link (all four sides).....  | TLK  | \$ 251  |
| Table Link (42" or 48" ends only).....  | TLE  | \$ 135  |
| Special Laminate.....   | TSP  | call    |
| Custom Cutout (per cutout).....   | TCC  | \$ 120  |
| Laptop Locker (each).....   | TLA  | \$ 1375 |
| (available on fixed tables only, see page 34 in All Tables Price List for additional information) |      |         |
| Electronic Lock (per locker).....   | TLEL | \$ 359  |
| Power Unit (up to 10 lockers sequenced, includes 1 key), required for electronic lock.....        | TLPU | \$ 567  |

**Power + Data Options**

Please reference the Power + Data Price List

**Wire Management Options**

|   |     |        |
|---|-----|--------|
| Basket, Under Top Mount.....                          | WBT | \$ 97  |
| 1 Oval Brush Grommet, Location K.....                 | WOK | \$ 97  |
| 1 Oval Brush Grommet, Provide Location Print.....     | WOG | \$ 97  |
| 1 Round Grommet, Location K.....                      | WRK | \$ 76  |
| 1 Round Grommet, Provide Location Print.....          | WRG | \$ 76  |
| Power Hatch (black), Available in 6" increments...WPH |     |        |
| 24" or less (each).....                               |     | \$ 256 |
| 25" to 48" (each).....                                |     | \$ 333 |
| 49" to 81" (each).....                                |     | \$ 405 |

**Accessories**

|                                    |     |       |
|------------------------------------|-----|-------|
| Table Floor Mount Bracket Set..... | AFB | \$ 57 |
|------------------------------------|-----|-------|



**Questions?**

800 876 2120

⊕ Indicates Number of Bases

top >  
edge >

edge ordering code >

top thickness >

edge ordering code >

top thickness >

top thickness price >

| Laminate PVC       | Laminate T-Mold | Laminate Wood | Laminate Soft PVC     | Laminate 1 1/2" Wood | Laminate 1 1/2" Wood |
|--------------------|-----------------|---------------|-----------------------|----------------------|----------------------|
| Flat               | Convex          | Flat          | Bumper                | Square               | Bullnose             |
|                    |                 |               |                       |                      |                      |
| <b>LP2R LP3R</b>   | <b>LT2 LT3</b>  | <b>LW2R</b>   | <b>LB2R</b>           | <b>LWS2 LWS3</b>     | <b>LWB2 LWB3</b>     |
| 1 1/4" 1 3/4"      | 1 1/4" 1 3/4"   | 1 1/4"        | 1 1/4"                | 1 1/4" 1 3/4"        | 1 1/4" 1 3/4"        |
| Fluted             |                 | Fluted        | Reverse Bevel Acrylic | Fluted               |                      |
|                    |                 |               |                       |                      |                      |
| <b>LPF2R LPF3R</b> |                 | <b>LWF2R</b>  | <b>LMRA2R</b>         | <b>LWF2 LWF3</b>     |                      |
| 1 1/4" 1 3/4"      |                 | 1 1/4"        | 1 1/4"                | 1 1/4" 1 3/4"        |                      |
| 1 1/4"             | 1 3/4"          | 1 1/4"        | 1 1/4"                | 1 1/4"               | 1 3/4"               |






  

| Base Style | Table Description | Model #                   | Product Wt | 1 1/4" | 1 3/4" | 1 1/4" | 1 1/4" | 1 3/4" |
|------------|-------------------|---------------------------|------------|--------|--------|--------|--------|--------|
|            | <b>Racetrack</b>  |                           |            |        |        |        |        |        |
|            | T1 36x 72 Fix     | <b>SRT1 3672RAFX</b>      | 121        | 1888   | 2083   | 2848   | 3492   | 3608   |
|            | 36 x 72 Slim-Tilt | <b>SRT1 3672RAST</b>      | 133        | 2373   | 2567   | 3331   | 3980   | 4096   |
|            | T2 42 x 84 Fix    | <b>SRT2 4284RAFX</b>      | 178        | 2697   | 2971   | 4116   | 5069   | 5189   |
|            | 42 x 96 Fix       | <b>SRT2 4296RAFX</b>      | 196        | 2931   | 3258   | 4344   | 5298   | 5519   |
|            | 48 x 96 Fix       | <b>SRT2 4896RAFX</b>      | 213        | 2977   | 3316   | 4481   | 5497   | 5635   |
|            | 48 x 120 Fix      | <b>SRT2 48120RAFX (3)</b> | 269        |        | 4296   |        |        | 6828   |
|            | 48 x 144 Fix      | <b>SRT2 48144RAFX (3)</b> | 311        |        | 5880   |        |        | 8829   |
|            | 48 x 192 Fix      | <b>SRT2 48192RAFX (4)</b> | 420        |        | 6941   |        |        | 12108  |
|            | <b>Oval</b>       |                           |            |        |        |        |        |        |
|            | T1 36 x 72 Fix    | <b>SRT1 3672OVFX</b>      | 111        | 2016   | 2231   | 3072   | 3784   | 3908   |
|            | 36 x 72 Slim-Tilt | <b>SRT1 3672OVST</b>      | 123        | 2501   | 2715   | 3552   | 4268   | 4393   |
|            | T2 42 x 84 Fix    | <b>SRT2 4284OVFX</b>      | 162        |        | 3155   |        |        | 5598   |
|            | 48 x 96 Fix       | <b>SRT2 4896OVFX</b>      | 192        |        | 3541   |        |        | 6092   |
|            | 48 x 120 Fix      | <b>SRT2 48120OVFX ④</b>   | 242        |        | 4617   |        |        | 7401   |

**To Order, Specify...**

- ① Model Number
- ② Top Material
- ③ Edge Style and Thickness
- ④ Edge Color
- ⑤ Base Color
- ⑥ Additional Options



| Veneer Wood   | Veneer 1 1/4" Wood   | Veneer 1 1/4" Wood   |
|---|--|--|
| Flat<br><br><b>VW2R</b><br>1 1/4"    | Square<br><br><b>VWS2 VWS3</b><br>1 1/4" 1 1/4" | Bullnose<br><br><b>VWB2 VWB3</b><br>1 1/4" 1 1/4" |
| Fluted<br><br><b>VWF2R</b><br>1 1/4" | Fluted<br><br><b>VWF2 VWF3</b><br>1 1/4" 1 1/4" |  |
| 1 1/4"  | 1 1/4"   | 1 1/4"   |
| 5585<br>6068  | 6175<br>6658   | 6374<br>6855   |
| 6831<br>7421<br>7598  | 7517<br>8175<br>8382   | 7790<br>8445<br>8666   |
|   |  | 9610<br>13073<br>16704   |
| 6078<br>6564  | 6731<br>7213   | 6947<br>7433   |
|   |  | 8461<br>9423<br>10461  |

**Base Options**

|  | Code  | Price   |
|--|-------|---------|
| Alternate Table Height 32" & Under.....            | BAH   | \$ 100  |
| Alternate Table Height 32" & Over.....             | BSP   | \$ call |
| Casters (4), Dual Wheel Black Hard Wheel T1.....   | CAS55 | \$ 171  |
| Casters (4), Dual Wheel Black Soft T1.....         | CAS57 | \$ 171  |
| Mix, Dual Wheel Casters & Glides T1.....           | BMD   | \$ 163  |
| Self-Leveling Glides (4) T1.....                   | GLD04 | \$ 49   |
| Stretcher Rail (Fix/Tilt) Finish Same as Base..... | BSR   | \$ 243  |

**Finish Options**

|                             |        |
|-----------------------------|--------|
| Chrome .....                | \$ 165 |
| Nickel.....                 | \$ 223 |
| Powder Coat, Standard ..... | n/c    |
| Powder Coat, Premium.....   | \$ 165 |
| Platinum.....               | \$ 488 |

**Top Options**

|                                     |     |        |
|-------------------------------------|-----|--------|
| 2-Piece Top (120" length only)..... | T2P | \$ 629 |
| Special Laminate.....               | TSP | call   |
| Custom Cutout (per cutout).....     | TCC | \$ 120 |

**Power + Data Options**

Please reference the Power + Data Price List

**Wire Management Options**

|   |     |        |
|---|-----|--------|
| Basket, Under Top Mount.....                          | WBT | \$ 97  |
| Canvas Legway.....                                    | WCL | \$ 100 |
| 1 Oval Brush Grommet, Location K.....                 | WOK | \$ 97  |
| 1 Oval Brush Grommet, Provide Location Print.....     | WOG | \$ 97  |
| 1 Round Grommet, Location K.....                      | WRK | \$ 76  |
| 1 Round Grommet, Provide Location Print.....          | WRG | \$ 76  |
| Power Hatch (black), Available in 6" increments...WPH |     |        |
| 24" or less (each).....                               |     | \$ 256 |
| 25" to 48" (each).....                                |     | \$ 333 |
| 49" to 81" (each).....                                |     | \$ 405 |

**Accessories**

|                                    |         |         |
|------------------------------------|---------|---------|
| Table Transport.....               | ATT3054 | \$ 1855 |
| Table Floor Mount Bracket Set..... | AFB     | \$ 57   |



**Questions?**

800 876 2120

⊕ Indicates Number of Bases






|                       |                    |                    |                  |                          |                         |                         |
|-----------------------|--------------------|--------------------|------------------|--------------------------|-------------------------|-------------------------|
| top ><br>edge >       | Laminate<br>PVC    | Laminate<br>T-Mold | Laminate<br>Wood | Laminate<br>Soft PVC     | Laminate<br>1 1/2" Wood | Laminate<br>1 1/2" Wood |
|                       | Flat               | Convex             | Flat             | Bumper                   | Square                  | Bullnose                |
|                       |                    |                    |                  |                          |                         |                         |
| edge ordering code >  | <b>LP2R LP3R</b>   | <b>LT2 LT3</b>     | <b>LW2R</b>      | <b>LB2R</b>              | <b>LWS2 LWS3</b>        | <b>LWB2 LWB3</b>        |
| top thickness >       | 1 1/4" 1 3/4"      | 1 1/4" 1 3/4"      | 1 1/4"           | 1 1/4"                   | 1 1/4" 1 3/4"           | 1 1/4" 1 3/4"           |
|                       | Fluted             |                    | Fluted           | Reverse Bevel<br>Acrylic | Fluted                  |                         |
|                       |                    |                    |                  |                          |                         |                         |
| edge ordering code >  | <b>LPF2R LPF3R</b> |                    | <b>LWF2R</b>     | <b>LMRA2R</b>            | <b>LWF2 LWF3</b>        |                         |
| top thickness >       | 1 1/4" 1 3/4"      |                    | 1 1/4"           | 1 1/4"                   | 1 1/4" 1 3/4"           |                         |
| top thickness price > | 1 1/4" 1 3/4"      | 1 3/4"             | 1 1/4"           | 1 1/4"                   | 1 1/4" 1 3/4"           | 1 3/4"                  |

| Base Style | Table Description | Model #                 | Product Wt | 1 1/4" |      | 1 3/4" | 1 1/4" |  | 1 1/4" | 1 3/4" |
|------------|-------------------|-------------------------|------------|--------|------|--------|--------|--|--------|--------|
| <br>T2     | 30 x 42 x 96 Fix  | <b>SRT2 3096BTFX</b>    | 196        | 3092   | 3490 |        | 4736   |  | 5845   | 5984   |
|            | 36 x 48 x 96 Fix  | <b>SRT2 3696BTFX</b>    | 217        | 3059   | 3463 |        | 4822   |  | 6004   | 6156   |
|            | 36 x 48 x 120 Fix | <b>SRT2 36120BTFX</b> ③ | 270        |        | 4951 |        |        |  |        | 8010   |
|            | 36 x 48 x 144 Fix | <b>SRT2 36144BTFX</b> ③ | 308        |        | 6331 |        |        |  |        | 9596   |

**To Order, Specify...**

- ① Model Number
- ② Top Material
- ③ Edge Style and Thickness
- ④ Edge Color
- ⑤ Base Color
- ⑥ Additional Options



| Veneer Wood   | Veneer 1 1/4" Wood  | Veneer 1 1/4" Wood  |
|---|---|---|
| Flat  | Square  | Bullnose  |
|  |  |  |
| <b>VW2R</b>   | <b>VWS2 VWS3</b>  | <b>VWB2 VWB3</b>  |
| 1 1/4"  | 1 1/4" 1 1/4"   | 1 1/4" 1 1/4"   |
| Fluted  | Fluted  |   |
|  |  |   |
| <b>VWF2R</b>  | <b>VWF2 VWF3</b>  |   |
| 1 1/4"  | 1 1/4" 1 1/4"   |   |
| 1 1/4"  | 1 1/4"  | 1 1/4"  |
| 8179  | 9005  | 9305  |
| 8311  | 9181  | 9464  |
|   |   | 11071   |
|   |   | 14255   |

**Base Options**

|   | Code | Price   |
|---|------|---------|
| Alternate Table Height 32" & Under..... | BAH  | \$ 100  |
| Alternate Table Height 32" & Over.....  | BSP  | \$ call |

**Finish Options**

|                             |  |        |
|-----------------------------|--|--------|
| Chrome .....                |  | \$ 165 |
| Nickel.....                 |  | \$ 223 |
| Powder Coat, Standard ..... |  | n/c    |
| Powder Coat, Premium.....   |  | \$ 165 |
| Platinum.....               |  | \$ 488 |

**Top Options**

|                                      |     |        |
|--------------------------------------|-----|--------|
| 2-Piece Top (120" length only) ..... | T2P | \$ 629 |
| Special Laminate.....                | TSP | call   |
| Custom Cutout (per cutout) .....     | TCC | \$ 120 |

**Power + Data Options**

Please reference the Power + Data Price List

**Wire Management Options**

|   |     |        |
|---|-----|--------|
| Basket, Under Top Mount .....                       | WBT | \$ 97  |
| Plastic Runner, Under Top Mount .....               | WRT | \$ 165 |
| 1 Oval Brush Grommet, Location K.....               | WOK | \$ 97  |
| 1 Oval Brush Grommet, Provide Location Print.....   | WOG | \$ 97  |
| 1 Round Grommet, Location K.....                    | WRK | \$ 76  |
| 1 Round Grommet, Provide Location Print .....       | WRG | \$ 76  |
| Power Hatch (black), Available in 6" increments ... | WPH |        |
| 24" or less (each) .....                            |     | \$ 256 |
| 25" to 48" (each) .....                             |     | \$ 333 |
| 49" to 81" (each).....                              |     | \$ 405 |

**Accessories**

|                                    |     |       |
|------------------------------------|-----|-------|
| Table Floor Mount Bracket Set..... | AFB | \$ 57 |
|------------------------------------|-----|-------|

**Skware**

Split Top, Corner,  
Video Wedge + Transition



**Questions?**

800 876 2120

- Overlapping Folding Bases
- Indicates Number of Bases

top >  
edge >

edge ordering code (radius corner) >  
or  
edge ordering code (square corner) >  
top thickness >

edge ordering code (radius corner) >  
or  
edge ordering code (square corner) >  
top thickness >  
top thickness price >





| Laminate PVC                   | Laminate T-Mold                | Laminate Wood                  | Laminate Soft PVC                | Laminate 1/4" Wood            |
|--------------------------------|--------------------------------|--------------------------------|----------------------------------|-------------------------------|
| Flat                           | Convex                         | Flat                           | Bumper                           | Square                        |
|                                |                                |                                |                                  |                               |
| LP2R<br>or<br>LP2S<br>1 1/4"   | LP3R<br>or<br>LP3S<br>1 3/4"   | LT2<br>LT3<br>1 1/4" 1 3/4"    | LW2R<br>or<br>LW2S<br>1 1/4"     | LB2R<br>1 1/4"                |
| Fluted                         |                                | Fluted                         | Reverse Bevel Acrylic            | Fluted                        |
|                                |                                |                                |                                  |                               |
| LPF2R<br>or<br>LPF2S<br>1 1/4" | LPF3R<br>or<br>LPF3S<br>1 3/4" | LWF2R<br>or<br>LWF2S<br>1 1/4" | LMRA2R<br>or<br>LMRA2S<br>1 1/4" | LWS2<br>LWS3<br>1 1/4" 1 3/4" |
| 1 1/4"                         | 1 3/4"                         | 1 1/4"                         | 1 1/4"                           | 1 1/4" 1 3/4"                 |
| <b>Split Top</b>               |                                |                                |                                  |                               |
| 36 x 48 Split Rectangle Fix    | SRTI 3648RSFX                  | 105                            | 3248 3479                        | 4006 4401 4476                |
| 36 x 60 Split Rectangle Fix    | SRTI 3660RSFX                  | 121                            | 3416 3542                        | 4345 4834 4908                |
| 36 x 72 Split Rectangle Fix    | SRTI 3672RSFX                  | 141                            | 3586 3746                        | 4685 5287 5382                |
| <b>Corner</b>                  |                                |                                |                                  |                               |
| 24 x 42 Fix                    | SRTI 2442CRFX                  | 90                             | 1748 1838                        | 2415 2753 2805                |
| 30 x 48 Fix                    | SRTI 3048CRFX                  | 109                            | 1860 2073                        | 2559 2924 2977                |
| <b>Video Wedge</b>             |                                |                                |                                  |                               |
| 24 x 48 Fix                    | SRTI 2448VWFX                  | 48                             | 1422 1632                        | 2035 2459 2570                |
| 30 x 60 Fix                    | SRTI 3060VWFX                  | 65                             | 1670 1946                        | 2514 3086 3216                |
| 36 x 72 Fix                    | SRTI 3672VWFX                  | 85                             | 1996 2358                        | 3062 3792 3942                |
| <b>Transition</b>              |                                |                                |                                  |                               |
| 24 x 30 Fix                    | SRTI 2430TRFX                  | 47                             | 1240 1373                        | 1696 1954 1994                |
| 30 x 30 Fix                    | SRTI 3030TRFX                  | 54                             | 1255 1386                        | 1710 1967 2011                |
| 36 x 30 Fix                    | SRTI 3630TRFX                  | 58                             | 1322 1472                        | 1913 2199 2314                |

| Base Style  | Table Description           | Model #       | Product Wt |
|-------------|-----------------------------|---------------|------------|
|             | <b>Split Top</b>            |               |            |
|             | 36 x 48 Split Rectangle Fix | SRTI 3648RSFX | 105        |
|             | 36 x 60 Split Rectangle Fix | SRTI 3660RSFX | 121        |
|             | 36 x 72 Split Rectangle Fix | SRTI 3672RSFX | 141        |
|             | <b>Corner</b>               |               |            |
|             | 24 x 42 Fix                 | SRTI 2442CRFX | 90         |
|             | 30 x 48 Fix                 | SRTI 3048CRFX | 109        |
|             | <b>Video Wedge</b>          |               |            |
|             | 24 x 48 Fix                 | SRTI 2448VWFX | 48         |
|             | 30 x 60 Fix                 | SRTI 3060VWFX | 65         |
|             | 36 x 72 Fix                 | SRTI 3672VWFX | 85         |
|             | <b>Transition</b>           |               |            |
|             | 24 x 30 Fix                 | SRTI 2430TRFX | 47         |
|             | 30 x 30 Fix                 | SRTI 3030TRFX | 54         |
| 36 x 30 Fix | SRTI 3630TRFX               | 58            |            |

**To Order, Specify...**

- 1 Model Number
- 2 Top Material
- 3 Edge Style and Thickness
- 4 Edge Color
- 5 Base Color
- 6 Additional Options



| Veneer Wood   | Veneer 1 1/4" Wood  |                       |
|---|---|-----------------------|
| Flat  | Square  |                       |
|  |  |                       |
| <b>VW2R</b><br>or<br><b>VW2S</b><br>1 1/4"  | <b>VWS2</b><br>1 1/4"   | <b>VWS3</b><br>1 1/4" |
| Fluted  | Fluted  |                       |
|  |  |                       |
| <b>VWF2R</b><br>or<br><b>VWF2S</b><br>1 1/4"                                      | <b>VWF2</b><br>1 1/4"   | <b>VWF3</b><br>1 1/4" |
| 1 1/4"  | 1 1/4"  | 1 1/4"                |
| 5729  | 6132  | 6522                  |
| 6165  | 6617  | 7081                  |
| 6684  | 7186  | 7646                  |
| 3613  | 3918  | 4009                  |
| 4131  | 4497  | 4618                  |
| 3266  | 3565  | 3758                  |
| 3910  | 4282  | 4534                  |
| 4714  | 5169  | 5481                  |
| 2697  | 2927  | 3000                  |
| 2712  | 2945  | 3015                  |
| 3105  | 3388  | 3475                  |

**Base Options**

|   | Code  | Price   |
|---|-------|---------|
| Alternate Table Height 32" & Under.....       | BAH   | \$ 100  |
| Alternate Table Height 32" & Over.....        | BSP   | \$ call |
| Casters (4), Dual Wheel Black Hard Wheel..... | CAS55 | \$ 171  |
| Casters (4), Dual Wheel Black Soft Wheel..... | CAS57 | \$ 171  |
| Mix, Dual Wheel Casters & Glides.....         | BMD   | \$ 163  |
| Self-Leveling Glides (4).....                 | GLD04 | \$ 49   |
| Stretcher Rail (Finish Same as Base).....     | BSR   | \$ 243  |

**Finish Options**

|                            |        |
|----------------------------|--------|
| Chrome.....                | \$ 165 |
| Nickel.....                | \$ 223 |
| Powder Coat, Standard..... | n/c    |
| Powder Coat, Premium.....  | \$ 165 |
| Platinum.....              | \$ 488 |

**Top Options**

|                                 |     |        |
|---------------------------------|-----|--------|
| Table Link.....                 | TLK | \$ 251 |
| Special Laminate.....           | TSP | call   |
| Custom Cutout (per cutout)..... | TCC | \$ 120 |

**Power + Data Options**

Please reference the Power + Data Price List

**Wire Management Options**

|   |     |        |
|---|-----|--------|
| Basket, Under Top Mount.....                      | WBT | \$ 97  |
| Canvas Legway.....                                | WCL | \$ 100 |
| 1 Oval Brush Grommet, Provide Location Print..... | WOG | \$ 97  |
| 1 Round Grommet, Provide Location Print.....      | WRG | \$ 76  |

**Accessories**

|                                    |     |       |
|------------------------------------|-----|-------|
| Table Floor Mount Bracket Set..... | AFB | \$ 57 |
|------------------------------------|-----|-------|

**Skware**  
Trapezoid,  
Crescent + Teardrop



**Questions?**

800 876 2120

- ☑ Overlapping Folding Bases
- Ⓜ Indicates Number of Bases

edge ordering code (radius corner) >  
or  
edge ordering code (square corner) >  
top thickness >

edge ordering code (radius corner) >  
or  
edge ordering code (square corner) >  
top thickness >  
top thickness price >

top >  
edge >

| Base Style         | Table Description      | Model #       | Product Wt | Laminate PVC                 | Laminate T-Mold              | Laminate Wood              | Laminate Soft PVC            | Laminate 1 1/2" Wood           |                              |
|--------------------|------------------------|---------------|------------|------------------------------|------------------------------|----------------------------|------------------------------|--------------------------------|------------------------------|
|                    |                        |               |            | Flat                         | Convex                       | Flat                       | Bumper                       | Square                         |                              |
|                    |                        |               |            | LP2R<br>or<br>LP2S<br>1 1/4" | LP3R<br>or<br>LP3S<br>1 3/4" | LT2<br>or<br>LT3<br>1 1/4" | LW2R<br>or<br>LW2S<br>1 1/4" | LB2R<br>or<br>LMRA2S<br>1 1/4" | LWS2<br>or<br>LWS3<br>1 1/4" |
|                    |                        |               |            | Fluted                       |                              | Fluted                     | Reverse Bevel Acrylic        | Fluted                         |                              |
|                    |                        |               |            | 1 1/4"                       | 1 3/4"                       | 1 1/4"                     | 1 1/4"                       | 1 1/4"                         | 1 1/4"                       |
| <br>TI             | <b>Trapezoid</b>       |               |            |                              |                              |                            |                              |                                |                              |
|                    | 24 x 24 x 24 x 48 Fix  | SRTI 2448TZFX | 49         | 1225                         | 1333                         |                            | 1724                         | 2067                           | 2112                         |
|                    | 24 x 24 x 24 x 48 Tilt | SRTI 2448TZTL | 61         | 1565                         | 1670                         |                            | 2058                         | 2401                           | 2453                         |
|                    | 24 x 48 x 24 x 72 Fix  | SRTI 2472TZFX | 70         | 1484                         | 1609                         |                            | 2117                         | 2548                           | 2595                         |
|                    | 24 x 48 x 24 x 72 Tilt | SRTI 2472TZTL | 82         | 1822                         | 1949                         |                            | 2457                         | 2891                           | 2935                         |
|                    | 30 x 30 x 30 x 60 Fix  | SRTI 3060TZFX | 69         | 1419                         | 1608                         |                            | 2088                         | 2543                           | 2619                         |
|                    | 30 x 30 x 30 x 60 Tilt | SRTI 3060TZTL | 81         | 1757                         | 1947                         |                            | 2427                         | 2882                           | 2960                         |
|                    | 36 x 36 x 36 x 72 Fix  | SRTI 3672TZFX | 90         | 1676                         | 1908                         |                            | 2506                         | 3063                           | 3154                         |
|                    | 36 x 36 x 36 x 72 Tilt | SRTI 3672TZTL | 102        | 2016                         | 2246                         |                            | 2843                         | 3402                           | 3490                         |
|                    | <b>Crescent</b>        |               |            |                              |                              |                            |                              |                                |                              |
|                    | 24 x 48 x 75 Fix       | SRTI 2475CTFX | 72         | 1548                         | 1812                         |                            | 2314                         | 2832                           | 2946                         |
|                    | 24 x 48 x 75 Tilt      | SRTI 2475CTTL | 84         | 1887                         | 2149                         |                            | 2650                         | 3175                           | 3283                         |
| 24 x 60 x 94 Fix   | SRTI 2494CTFX          | 92            | 2246       | 2585                         |                              | 3361                       | 4112                         | 4237                           |                              |
| 24 x 60 x 94 Tilt  | SRTI 2494CTTL          | 104           | 2585       | 2923                         |                              | 3699                       | 4451                         | 4574                           |                              |
| 30 x 60 x 94 Fix   | SRTI 3094CTFX          | 105           | 2302       | 2655                         |                              | 3409                       | 4162                         | 4287                           |                              |
| 30 x 60 x 94 Tilt  | SRTI 3094CTTL          | 117           | 2641       | 2997                         |                              | 3749                       | 4498                         | 4625                           |                              |
| 36 x 72 x 113 Fix  | SRTI 36113CTFX         | 141           | 2664       | 3128                         |                              | 4446                       | 5648                         | 5813                           |                              |
| 36 x 72 x 113 Tilt | SRTI 36113CTTL         | 153           | 3118       | 3586                         |                              | 4903                       | 6100                         | 6270                           |                              |
| <b>Teardrop</b>    |                        |               |            |                              |                              |                            |                              |                                |                              |
| 42 x 24 Fix        | SRX4 4224TDFX          | 89            | 1938       | 2178                         |                              | 2765                       | 3324                         | 3443                           |                              |
| 52 x 30 Fix        | SRX4 5230TDFX          | 111           | 2319       | 2651                         |                              | 3391                       | 4112                         | 4225                           |                              |





**Note:** Please refer to page 12 for the standard laminate/grain direction on these tops

**To Order, Specify...**

- 1 Model Number
- 2 Top Material
- 3 Edge Style and Thickness
- 4 Edge Color
- 5 Base Color
- 6 Additional Options





| Veneer Wood   | Veneer 1 1/4" Wood  |                       |
|---|---|-----------------------|
| Flat  | Square  |                       |
|  |  |                       |
| <b>VW2R</b><br>or<br><b>VW2S</b><br>1 1/4"  | <b>VWS2</b><br>1 1/4"   | <b>VWS3</b><br>1 1/4" |
| Fluted  | Fluted  |                       |
|  |  |                       |
| <b>VWF2R</b><br>or<br><b>VWF2S</b><br>1 1/4"                                      | <b>VWF2</b><br>1 1/4"   | <b>VWF3</b><br>1 1/4" |
| 1 1/4"  | 1 1/4"  | 1 1/4"                |
| 3075  | 3350  | 3445                  |
| 3409  | 3685  | 3782                  |
| 3529  | 3863  | 4026                  |
| 3870  | 4204  | 4366                  |
| 3417  | 3731  | 3837                  |
| 3755  | 4069  | 4175                  |
| 3887  | 4248  | 4384                  |
| 4224  | 4588  | 4725                  |
| 3517  | 3842  | 4051                  |
| 3858  | 4183  | 4392                  |
| 5002  | 5497  | 5659                  |
| 5341  | 5837  | 5659                  |
| 4314  | 4727  | 4912                  |
| 4650  | 5067  | 4914                  |
| 5805  | 6381  | 6749                  |
| 6248  | 6838  | 6862                  |
| 3559  | 3842  | 3962                  |
| 4264  | 4631  | 4746                  |

**Base Options**

|   | <b>Code</b> | <b>Price</b> |
|---|-------------|--------------|
| Alternate Table Height 32" & Under.....               | BAH         | \$ 100       |
| Alternate Table Height 32" & Over.....                | BSP         | \$ call      |
| Casters (4), Dual Wheel Black Hard Wheel.....         | CAS55       | \$ 171       |
| Casters (4), Dual Wheel Black Soft Wheel.....         | CAS57       | \$ 171       |
| Mix, Dual Wheel Casters & Glides T1.....              | BMD         | \$ 163       |
| Self-Leveling Glides (4) T1, X4.....                  | GLD04       | \$ 49        |
| Stretcher Rail T1 (Fix/Tilt) Finish Same as Base..... | BSR         | \$ 243       |

**Finish Options**

|                            |        |
|----------------------------|--------|
| Chrome.....                | \$ 165 |
| Nickel.....                | \$ 223 |
| Powder Coat, Standard..... | n/c    |
| Powder Coat, Premium.....  | \$ 165 |
| Platinum.....              | \$ 488 |

**Top Options**

|                                 |     |        |
|---------------------------------|-----|--------|
| Table Link.....                 | TLK | \$ 251 |
| Special Laminate.....           | TSP | call   |
| Custom Cutout (per cutout)..... | TCC | \$ 120 |

**Power + Data Options**

Please reference the Power + Data Price List

**Wire Management Options**

|   |     |        |
|---|-----|--------|
| Basket, Under Top Mount.....                      | WBT | \$ 97  |
| Canvas Legway.....                                | WCL | \$ 100 |
| 1 Oval Brush Grommet, Provide Location Print..... | WOG | \$ 97  |
| 1 Round Grommet, Provide Location Print.....      | WRG | \$ 76  |

**Accessories**

|                                    |         |         |
|------------------------------------|---------|---------|
| Table Transport.....               | ATT3054 | \$ 1855 |
| Table Floor Mount Bracket Set..... | AFB     | \$ 57   |

**Skware**  
Half Round  
+ Quarter Round



**Questions?**

800 876 2120

⊕ Indicates Number of Bases

edge ordering code (radius corner) >  
or  
edge ordering code (square corner) >  
top thickness >

edge ordering code (radius corner) >  
or  
edge ordering code (square corner) >  
top thickness >  
top thickness price >

top >  
edge >





| Base Style              | Table Description          | Model #                 | Product Wt    | Laminate PVC                 | Laminate T-Mold          | Laminate Wood                | Laminate Soft PVC              | Laminate 1/4" Wood         |      |
|-------------------------|----------------------------|-------------------------|---------------|------------------------------|--------------------------|------------------------------|--------------------------------|----------------------------|------|
|                         |                            |                         |               | Flat                         | Convex                   | Flat                         | Bumper                         | Square                     |      |
|                         |                            |                         |               | <br>LP2R or LP2S<br>1 1/4"   | <br>LT2 or LT3<br>1 1/4" | <br>LW2R or LW2S<br>1 1/4"   | <br>LB2R<br>1 1/4"             | <br>LWS2 or LWS3<br>1 1/4" |      |
|                         |                            |                         |               | <br>LPF2R or LPF2S<br>1 1/4" |                          | <br>LWF2R or LWF2S<br>1 1/4" | <br>LMRA2R or LMRA2S<br>1 1/4" | <br>LWF2 or LWF3<br>1 1/4" |      |
|                         |                            |                         |               | 1 1/4"                       | 1 3/4"                   |                              | 1 1/4"                         | 1 1/4" 1 3/4"              |      |
| <br>TI                  | <b>Half Round</b>          |                         |               |                              |                          |                              |                                |                            |      |
|                         | 24 x 48 Fix                | SRTI 2448HFFX           | 54            | 1225                         | 1387                     | 1696                         | 2019                           | 2108                       |      |
|                         | 24 x 48 Tilt               | SRTI 2448HFTL           | 66            | 1565                         | 1728                     | 2035                         | 2360                           | 2449                       |      |
|                         | 30 x 60 Fix                | SRTI 3060HFFX           | 74            | 1421                         | 1631                     | 2070                         | 2512                           | 2613                       |      |
|                         | 30 x 60 Tilt               | SRTI 3060HFTL           | 86            | 1759                         | 1969                     | 2410                         | 2853                           | 2949                       |      |
|                         | 36 x 72 Fix                | SRTI 3672HFFX           | 102           | 1676                         | 1955                     | 2498                         | 3056                           | 3175                       |      |
| 36 x 72 Tilt            | SRTI 3672HFTL              | 114                     | 2015          | 2292                         | 2833                     | 3393                         | 3510                           |                            |      |
|                         | <b>Quarter Round</b>       |                         |               |                              |                          |                              |                                |                            |      |
| <br>NB                  | 24 No Base (link included) | SRNB 24QR               | 16            | 753                          | 880                      | 1040                         | 1243                           | 1293                       |      |
|                         | <br>TI                     | 30 Fix (link included)  | SRTI 30QRFX ① | 39                           | 1124                     | 1262                         | 1480                           | 1731                       | 1792 |
|                         |                            | 30 Tilt (link included) | SRTI 30QRTL ① | 45                           | 1295                     | 1429                         | 1648                           | 1901                       | 1963 |
|                         |                            | 36 Fix (link included)  | SRTI 36QRFX ① | 49                           | 1208                     | 1385                         | 1661                           | 1975                       | 2028 |
| 36 Tilt (link included) |                            | SRTI 36QRTL ①           | 55            | 1380                         | 1552                     | 1831                         | 2145                           | 2199                       |      |
| <br>XI                  | 30 Fix                     | SRX1 30QRFX             | 50            | 1156                         | 1297                     | 1513                         | 1767                           | 1827                       |      |
|                         | 30 Tilt                    | SRX1 30QRTL             | 54            | 1326                         | 1463                     | 1684                         | 1933                           | 1995                       |      |
|                         | 36 Fix                     | SRX1 36QRFX             | 61            | 1243                         | 1419                     | 1696                         | 2010                           | 2066                       |      |
|                         | 36 Tilt                    | SRX1 36QRTL             | 64            | 1413                         | 1586                     | 1864                         | 2178                           | 2233                       |      |

**Note:** Please refer to page 12 in the All Tables Price List for the standard laminate/grain direction on these tops

**To Order, Specify...**

- ① Model Number
- ② Top Material
- ③ Edge Style and Thickness
- ④ Edge Color
- ⑤ Base Color
- ⑥ Additional Options



| Veneer Wood   | Veneer 1 1/4" Wood  |                       |
|---|---|-----------------------|
| Flat  | Square  |                       |
|  |  |                       |
| <b>VW2R</b><br>or<br><b>VW2S</b><br>1 1/4"  | <b>VWS2</b><br>1 1/4"   | <b>VWS3</b><br>1 1/4" |
| Fluted  | Fluted  |                       |
|  |  |                       |
| <b>VWF2R</b><br>or<br><b>VWF2S</b><br>1 1/4"                                      | <b>VWF2</b><br>1 1/4"   | <b>VWF3</b><br>1 1/4" |
| 1 1/4"  | 1 1/4"  | 1 1/4"                |
| 2643  | 2872  | 3024                  |
| 2981  | 3211  | 3362                  |
| 3144  | 3428  | 3627                  |
| 3483  | 3769  | 3966                  |
| 3765  | 4116  | 4353                  |
| 4101  | 4452  | 4693                  |
| 1724  | 1886  | 1931                  |
| 2224  | 2410  | 2536                  |
| 2392  | 2579  | 2702                  |
| 2454  | 2664  | 2880                  |
| 2620  | 2831  | 3049                  |
| 2257  | 2441  | 2570                  |
| 2426  | 2614  | 2740                  |
| 2486  | 2697  | 2916                  |
| 2652  | 2866  | 3082                  |

**Base Options**

|   | <b>Code</b>  | <b>Price</b> |
|---|--------------|--------------|
| Alternate Table Height 32" & Under.....               | <b>BAH</b>   | \$ 100       |
| Alternate Table Height 32" & Over.....                | <b>BSP</b>   | \$ call      |
| Casters (4), Dual Wheel Black Hard Wheel.....         | <b>CAS55</b> | \$ 171       |
| Casters (4), Dual Wheel Black Soft Wheel.....         | <b>CAS57</b> | \$ 171       |
| Mix, Dual Wheel Casters & Glides T1.....              | <b>BMD</b>   | \$ 163       |
| Self-Leveling Glides (4).....                         | <b>GLD04</b> | \$ 49        |
| Stretcher Rail T1 (Fix/Tilt) Finish Same as Base..... | <b>BSR</b>   | \$ 243       |

**Finish Options**

|                            |        |
|----------------------------|--------|
| Chrome.....                | \$ 165 |
| Nickel.....                | \$ 223 |
| Powder Coat, Standard..... | n/c    |
| Powder Coat, Premium.....  | \$ 165 |
| Platinum.....              | \$ 488 |

**Top Options**

|                                 |            |        |
|---------------------------------|------------|--------|
| Table Link.....                 | <b>TLK</b> | \$ 251 |
| Special Laminate.....           | <b>TSP</b> | call   |
| Custom Cutout (per cutout)..... | <b>TCC</b> | \$ 120 |

**Power + Data Options**

Please reference the Power + Data Price List

**Wire Management Options**

|   |            |        |
|---|------------|--------|
| Basket, Under Top Mount.....                      | <b>WBT</b> | \$ 97  |
| Plastic Runner, Under Top Mount.....              | <b>WRT</b> | \$ 165 |
| Canvas Legway.....                                | <b>WCL</b> | \$ 100 |
| 1 Oval Brush Grommet, Provide Location Print..... | <b>WOG</b> | \$ 97  |
| 1 Round Grommet, Provide Location Print.....      | <b>WRG</b> | \$ 76  |

**Accessories**

|                                    |                |         |
|------------------------------------|----------------|---------|
| Table Transport.....               | <b>ATT3054</b> | \$ 1855 |
| Table Floor Mount Bracket Set..... | <b>AFB</b>     | \$ 57   |



**Questions?**

800 876 2120

- Overlapping Folding Bases
- Indicates Number of Bases

edge ordering code (radius corner) >  
or  
edge ordering code (square corner) >  
top thickness >

edge ordering code (radius corner) >  
or  
edge ordering code (square corner) >  
top thickness >  
top thickness price >

top >  
edge >

| Base Style       | Table Description          | Model #          | Product Wt | Laminate PVC                   | Laminate T-Mold                | Laminate Wood                  | Laminate Soft PVC                | Laminate 1 1/2" Wood         |                |
|------------------|----------------------------|------------------|------------|--------------------------------|--------------------------------|--------------------------------|----------------------------------|------------------------------|----------------|
|                  |                            |                  |            | Flat                           | Convex                         | Flat                           | Bumper                           | Square                       |                |
|                  |                            |                  |            | LP2R<br>or<br>LP2S<br>1 1/4"   | LP3R<br>or<br>LP3S<br>1 3/4"   | LT2<br>or<br>LT3<br>1 1/4"     | LW2R<br>or<br>LW2S<br>1 1/4"     | LB2R<br>or<br>LWS2<br>1 1/4" | LWS3<br>1 3/4" |
|                  |                            |                  |            | Fluted                         |                                | Fluted                         | Reverse Bevel Acrylic            | Fluted                       |                |
|                  |                            |                  |            | LPF2R<br>or<br>LPF2S<br>1 1/4" | LPF3R<br>or<br>LPF3S<br>1 3/4" | LWF2R<br>or<br>LWF2S<br>1 1/4" | LMRA2R<br>or<br>LMRA2S<br>1 1/4" | LWF2<br>or<br>LWF3<br>1 1/4" | LWF3<br>1 3/4" |
|                  |                            |                  |            | 1 1/4"                         | 1 3/4"                         | 1 1/4"                         | 1 1/4"                           | 1 1/4"                       | 1 3/4"         |
| <b>18° Wedge</b> |                            |                  |            |                                |                                |                                |                                  |                              |                |
| NB               | 24 No Base (link included) | SRNB 18D24WG     | 12         | 797                            | 883                            | 1133                           | 1374                             | 1406                         |                |
|                  | 30 No Base (link included) | SRNB 18D30WG     | 16         | 847                            | 935                            | 1361                           | 1719                             | 1763                         |                |
|                  | 36 No Base (link included) | SRNB 18D36WG     | 20         | 857                            | 997                            | 1418                           | 1804                             | 1860                         |                |
| <b>30° Wedge</b> |                            |                  |            |                                |                                |                                |                                  |                              |                |
| NB               | 24 No Base (link included) | SRNB 30D24WG     | 11         | 797                            | 883                            | 1133                           | 1374                             | 1406                         |                |
|                  | 30 No Base (link included) | SRNB 30D30WG     | 15         | 847                            | 935                            | 1361                           | 1719                             | 1763                         |                |
|                  | 36 No Base (link included) | SRNB 30D36WG     | 20         | 857                            | 997                            | 1418                           | 1804                             | 1860                         |                |
| <b>45° Wedge</b> |                            |                  |            |                                |                                |                                |                                  |                              |                |
| NB               | 24 No Base (link included) | SRNB 45D24WG     | 10         | 797                            | 883                            | 1133                           | 1374                             | 1406                         |                |
|                  | 30 No Base (link included) | SRNB 45D30WG     | 15         | 847                            | 935                            | 1361                           | 1719                             | 1763                         |                |
| TI               | 36 Fix (link included)     | SRTI 45D36WGFX ① | 34         | 1183                           | 1323                           | 1742                           | 2129                             | 2186                         |                |
|                  | 36 Tilt (link included)    | SRTI 45D36WGTL ① | 40         | 1351                           | 1492                           | 1913                           | 2298                             | 2355                         |                |
| <b>60° Wedge</b> |                            |                  |            |                                |                                |                                |                                  |                              |                |
| NB               | 24 No Base (link included) | SRNB 60D24WG     | 10         | 797                            | 883                            | 1133                           | 1374                             | 1406<br>0                    |                |
| TI               | 30 Fix (link included)     | SRTI 60D30WGFX ① | 28         | 1165                           | 1256                           | 1684                           | 2038                             | 2082                         |                |
|                  | 30 Tilt (link included)    | SRTI 60D30WGTL ① | 34         | 1333                           | 1423                           | 1852                           | 2205                             | 2250                         |                |
|                  | 36 Fix (link included)     | SRTI 60D36WGFX ① | 36         | 1174                           | 1262                           | 1690                           | 2043                             | 2088                         |                |
|                  | 36 Tilt (link included)    | SRTI 60D36WGTL ① | 42         | 1344                           | 1429                           | 1859                           | 2209                             | 2259                         |                |
| <b>90° Wedge</b> |                            |                  |            |                                |                                |                                |                                  |                              |                |
| NB               | 24 No Base (link included) | SRNB 90D24WG     | 12         | 797                            | 883                            | 1133                           | 1374                             | 1406                         |                |
| TI               | 30 Fix (link included)     | SRTI 90D30WGFX ① | 31         | 1165                           | 1256                           | 1684                           | 2038                             | 2082                         |                |
|                  | 30 Tilt (link included)    | SRTI 90D30WGTL ① | 37         | 1333                           | 1423                           | 1852                           | 2205                             | 2250                         |                |
|                  | 36 Fix (link included)     | SRTI 90D36WGFX ① | 38         | 1174                           | 1262                           | 1690                           | 2043                             | 2088                         |                |
|                  | 36 Tilt (link included)    | SRTI 90D36WGTL ① | 44         | 1344                           | 1429                           | 1859                           | 2209                             | 2259                         |                |






**To Order, Specify...**

- ① Model Number
- ② Top Material
- ③ Edge Style and Thickness
- ④ Edge Color
- ⑤ Base Color
- ⑥ Additional Options

**Note:** Please refer to page 12 in the All Tables Price List for the standard laminate/grain direction on these tops



| Veneer Wood   | Veneer 1 1/4" Wood  |                       |
|---|---|-----------------------|
| Flat  | Square  |                       |
|  |  |                       |
| <b>VW2R</b><br>or<br><b>VW2S</b><br>1 1/4"  | <b>VWS2</b><br>1 1/4"   | <b>VWS3</b><br>1 1/4" |
| Fluted  | Fluted  |                       |
|  |  |                       |
| <b>VWF2R</b><br>or<br><b>VWF2S</b><br>1 1/4"                                      | <b>VWF2</b><br>1 1/4"   | <b>VWF3</b><br>1 1/4" |
| 1 1/4"  | 1 1/4"  | 1 1/4"                |
| 2461  | 2706  | 2883                  |
| 3099  | 3417  | 3840                  |
| 3887  | 4287  | 4493                  |
| 2461  | 2706  | 2883                  |
| 3099  | 3417  | 3840                  |
| 3887  | 4287  | 4493                  |
| 2461  | 2706  | 2883                  |
| 3099  | 3417  | 3840                  |
| 4424  | 4851  | 5057                  |
| 4592  | 5020  | 5225                  |
| 2461  | 2706  | 2883                  |
| 3627  | 3969  | 4400                  |
| 3796  | 4140  | 4567                  |
| 3633  | 3974  | 4403                  |
| 3803  | 4146  | 4574                  |
| 2461  | 2706  | 2883                  |
| 3627  | 3969  | 4400                  |
| 3796  | 4140  | 4567                  |
| 3633  | 3974  | 4403                  |
| 3803  | 4146  | 4574                  |

**Base Options**

|   | Code  | Price   |
|---|-------|---------|
| Alternate Table Height 32" & Under.....       | BAH   | \$ 100  |
| Alternate Table Height 32" & Over.....        | BSP   | \$ call |
| Casters (4), Dual Wheel Black Hard Wheel..... | CAS55 | \$ 171  |
| Casters (4), Dual Wheel Black Soft Wheel..... | CAS57 | \$ 171  |
| Self-Leveling Glides (2).....                 | GLD04 | \$ 49   |

**Finish Options**

|                            |        |
|----------------------------|--------|
| Chrome.....                | \$ 165 |
| Nickel.....                | \$ 223 |
| Powder Coat, Standard..... | n/c    |
| Powder Coat, Premium.....  | \$ 165 |
| Platinum.....              | \$ 488 |

**Top Options**

|                                 |     |        |
|---------------------------------|-----|--------|
| Special Laminate.....           | TSP | call   |
| Custom Cutout (per cutout)..... | TCC | \$ 120 |

**Accessories**

|                                    |         |         |
|------------------------------------|---------|---------|
| Table Transport.....               | ATT3054 | \$ 1855 |
| Table Floor Mount Bracket Set..... | AFB     | \$ 57   |


**Tops**

Laminate tops are 1 1/8" thick and are offered with fixed or slim-tilt bases. Tables must be in lowest position to tilt.

**Base Styles**

The Sky Adjustable Height table is available in five base styles to coordinate with the following tables series: Brattice, Eliga, Performance, Skware and Vela. The rectangle tables offer T or cantilever bases. Columns are round on all base styles.

Sky bases are intended to coordinate with fixed height tables in other series. Bottom rails will match fixed height tables; however, the column may differ to accommodate the adjustable height mechanism.

**Base Materials**

The base is available in Versteel's standard powder coat offering or Studio Steel®. Tables are not available in Chrome or Nickel.

**Casters**

Tables are standard with two locking casters on the user side and two non-locking casters on the approach side, with the exception of tables with a Vela base style. Vela base style tables will have four locking casters. Optional glides are available at no upcharge.

Dual Wheel, black 2" diameter casters are standard on Brattice, Eliga, Performance and Skware base styles. The Vela base includes the series-specific, unique Vela-profile 3" diameter casters. Each caster is fitted to a reinforced caster receiver.

**Adjustable Height**

Sky Adjustable Height tables offer infinite adjustability from sit to stand or anywhere in between. Tables with casters (standard) have a 29" to 42" height range and those with glides have a 27" to 40" height range. All Sky tables are ADA compliant.

**Operational Standards**

These patented height assist tables are manufactured using pneumatic cylinders. The greater the weight placed on the table top, the greater the effort will be required to operate the pneumatic assist. This inverse applies when lowering the table.

**Wire Management**

The slim-tilt tables include two clear plastic wire managers which are formed to create a J channel. In addition to housing wires, these channels also act as a bumper between nested tables to prevent table top damage.

**Laminate and Veneer, Standard Core Construction**

The standard top construction consists of 45-50 lb particleboard, surfaced with a high pressure laminate. A backer sheet is laminated to the underside of the top.



**PVC Flat or Fluted Edge**

Edge of 2mm PVC hot melt banded to the top with 1/8" radius at the top and bottom. Available with 1 1/2" radius corners or square corners.



Offered in twenty-one (21) standard colors.



**Wood Flat or Fluted Edge**

Wood banding hot melt banded to the top with 1/8" radius at the top and bottom. Available with 1 1/2" radius corners or square corners.



Offered in Ash, Cherry, Maple or Walnut materials.



**Bumper Edge**

Exposed ply core banding with rubberized 5/8" width bumper in the center of profile. Corners with 1 1/2" radius are available on tables with 1 1/4" edge thickness.

Offered in black bumper standard color.

**Shipping Schedule**

**Standard Items**

|                     |           |
|---------------------|-----------|
| Laminate, PVC Edge  | 4-5 WEEKS |
| Laminate, Wood Edge | 4-5 WEEKS |

Contact Versteel Customer Service for special lead time requests.

Sky tables ship assembled.

**BIFMA**

All Versteel products are constructed to pass the relevant ANSI/BIFMA standards. For more detailed specifications by series and base style, contact Versteel Customer Service at 800.876.2120.

Additional information regarding warranty, terms and conditions, shipping, care and maintenance, etc. can be found in the All Tables price list.

**To Order, Specify...**

- 1 Model Number, include top and edge style
- 2 Top Material
  - a. Laminate manufacturer and color
- 3 Edge Color
- 4 Base Color
- 5 Additional Options

| base model  |            |             |           |                |                    | finish selections                          |             |             | options |
|-------------|------------|-------------|-----------|----------------|--------------------|--|-------------|-------------|---------|
| <b>SKVE</b> | <b>TC</b>  | <b>2448</b> | <b>RE</b> | <b>ST</b>      | <b>LP2R</b>        | <b>TW D354-60</b>                          | <b>CSNO</b> | <b>PSNO</b> |         |
| series      | base style | top size    | top shape | table function | top, edge & corner | top laminate manufacturer & laminate color | edge color  | base color  |         |

An **SKVETC 2448REST LP2R** is a 24" x 48" rectangle Sky table with cantilever slim-tilt Vela style bases with a laminate 1 1/8" thick top with a PVC edge and radius corners.

The codes **TW D354-60 / CSNO / PSNO** specify a Wilsonart D354-60 Designer White laminate, Snow PVC and Snow bases.

**Model Number SKVETC 2448REST LP2R**

**Orders may be sent via**
**Mailing Address**

Versteel  
 2332 Cathy Lane  
 Jasper IN 47546

**Contact Versteel**

**Email** contact@versteel.com  
**Phone** 800 876 2120  
 812 634 2120  
**Fax** 812 482 9318





**Special Laminate**
**Call for quotation**

Specify code *TSP* (Special Laminate), indicate the quoted charges per table

Special laminates and patterns can be specified as an option. To specify, contact Versteel for availability and pricing.

**NOTE** LAMINATES IN STANDARD COLORS AND TEXTURES FROM FORMICA, NEVAMAR, PIONITE AND WILSONART ARE STANDARD

**CAUTION** LAMINATE MANUFACTURERS CHANGE STANDARD OFFERINGS FREQUENTLY, AND IT IS POSSIBLE THAT A STANDARD PRODUCT CAN BECOME UNAVAILABLE. VERSTEEL CANNOT BE RESPONSIBLE FOR ANY INCONVENIENCE THIS MAY CAUSE.

**Custom PVC Color Match**
**Call for quotation / one time charge per color, per order**

Specify code *OCF* (Custom PVC Color Match), add cost from Versteel quotation

PVC Color Match can be the selection of a color that is available from a Versteel supplier or a new custom color developed for the order. Minimum footage requirements mean that the amount of material needed for your order will effect the cost.

For PVC Color Matching you must supply a color reference sample. Versteel will review the sample for possible existing colors available and send a sample for customer approval. If no color match exists, a custom match will be developed and sampled for customer approval before a production schedule is established.

**Powder Coat Alternative**
**Call for quotation**

Specify code *OPA* (Powder Coat Alternative), add cost from Versteel quotation

Powder Coat Alternative is available from Versteel. The entire RAL color reference along with hundreds of other color and finishes are available.

For Powder Coat Alternative matching, you must supply a color reference sample, or an RAL number. Versteel will review the sample for possible existing colors available and send a sample for customer approval. If no color match exists a custom match can be developed. Call Versteel Customer Service for associated upcharges on custom color development.

**Stain Finish Match**
**\$996 / one time charge per finish, per order**

Specify code *OSM* (Stain Finish Match), add \$996.00 list per finish, per order

Alternative Stain Finishes are available for wood edged tops.

For Stain Finish Matching you must supply two 4" x 4" finish color and grain reference samples. An expertly finish matched sample will be provided for customer approval.

**NOTE** CUSTOMS OR ALTERNATIVES MAY AFFECT STANDARD PRODUCTION SCHEDULES

**Base Glides**

no charge  
Specify code **BGI** (Glides) no additional charge

Base Glides replace standard casters. There is no change in price when selecting this option, however the overall table height is reduced by 2".

**Top Custom Cutout**

**\$120 / cutout**  
Specify code **TCC** (Top Custom Cutout), add \$120.00 list per cutout

Top Custom Cutout requires a drawing for production and is subject to approvals.

**Marker Holder**

**\$140 / marker holder**  
Specify code **ATMH7** (Marker Holder), add \$140.00 list each

Marker Holder is mounted to the underside of the table, accommodating four markers and an eraser. Powder coat for the holder is Ebony.



**Round Grommet - \$76 / each**

Specify code **WR\_** (Round Grommet - Location \_), add \$76.00 list per grommet

- SPECIFICATIONS
- 3" diameter
  - 2 1/4" inside dimension
  - 2-piece black insert
  - Factory installed in specified location



**Oval Brush Grommet - \$97 / each**

Specify code **WO\_** (Oval Brush Grommet - Location \_), add \$97.00 list per grommet

- SPECIFICATIONS
- 3" x 7 1/2" oval
  - Black brush insert cord access
  - 1 1/2" x 4" inside dimension
  - Factory installed in specified location



**1 Grommet - Location A**

**Round Grommet** - Specify code **WRA**, add \$76.00 list per table  
**Oval Brush Grommet** - Specify code **WOA**, add \$97.00 list per table



1 grommet is factory installed in the front center location of the top.

**2 Grommets - Location E**

**Round Grommet** - Specify code **WRE**, add \$152.00 list per table  
**Oval Brush Grommet** - Specify code **WOE**, add \$194.00 list per table



2 grommets are factory installed in the front corner locations of the top.

**Cable Hook Legway**

**\$119 / set of 2**  
Specify code **WCK** (Cable Hook Legway), add \$119.00 list per table

Cable Hook Legways are translucent plastic and slide up the leg from the bottom. Clips are located on the outside of the hook to carry the wires from the underside of the table top to the power and data source, while maintaining visibility of the wires.



**NOTE** CABLE HOOK LEGWAY (WCK) MAY BE SPECIFIED WITH ANY BASE USING A 2" DIAMETER ROUND COLUMN

**Basket - Under Top Mount**

**\$97 / basket**  
Specify code **WBT** (Basket - Under Top Mount), add \$97.00 list per basket

The under top mount basket is J-shaped, made of form resistance welded wire and powder coated black. Inside dimensions are 2 1/2" x 2 1/2". Other options specified on the table dictate the length of the basket. Maximum length is 18".

**Plastic Runner - Under Top Mount**

**\$165 / runner**  
Specify code **WRT** (Plastic Runner - Under Top Mount), add \$165.00 list per runner

The under mount plastic runner is a J-shaped channel made of black PVC. Inside dimension is 1 3/8". Lengths coordinate with tables up to 96". The plastic runner mounts under the top, at the front edge (approach side) of the table.



2 grommets are factory installed in the front corner locations of the top.



**Questions?**

800 876 2120

top >  
edge >

|                                    |                                    |                      |
|------------------------------------|------------------------------------|----------------------|
| Laminate<br>PVC                    | Laminate<br>Wood                   | Laminate<br>Soft PVC |
| Flat                               | Flat                               | Bumper               |
|                                    |                                    |                      |
| <b>LP2R</b><br>or<br><b>LP2S</b>   | <b>LW2R</b><br>or<br><b>LW2S</b>   | <b>LB2R</b>          |
| 1 1/4"                             | 1 1/4"                             | 1 1/4"               |
| Fluted                             | Fluted                             |                      |
|                                    |                                    |                      |
| <b>LPF2R</b><br>or<br><b>LPF2S</b> | <b>LWF2R</b><br>or<br><b>LWF2S</b> |                      |
| 1 1/4"                             | 1 1/4"                             |                      |
| 1 1/4"                             | 1 1/4"                             |                      |

edge ordering code (radius corner) >  
or  
edge ordering code (square corner) >  
top thickness >

edge ordering code (radius corner) >  
or  
edge ordering code (square corner) >  
top thickness >  
top thickness price >

| Base Style | Table Description | Model #                | Product Wt |      |      |
|------------|-------------------|------------------------|------------|------|------|
|            | 24 x 36 Fix       | <b>SKBRT1 2436REFX</b> | 63         | 2310 | 2738 |
|            | 24 x 36 Slim-Tilt | <b>SKBRT1 2436REST</b> | 63         | 2649 | 3050 |
|            | 24 x 42 Fix       | <b>SKBRT1 2442REFX</b> | 74         | 2403 | 2871 |
|            | 24 x 42 Slim-Tilt | <b>SKBRT1 2442REST</b> | 74         | 2774 | 3242 |
|            | 24 x 48 Fix       | <b>SKBRT1 2448REFX</b> | 84         | 2483 | 2994 |
|            | 24 x 48 Slim-Tilt | <b>SKBRT1 2448REST</b> | 84         | 2804 | 3315 |
|            | 24 x 60 Fix       | <b>SKBRT1 2460REFX</b> | 105        | 2661 | 3256 |
|            | 24 x 60 Slim-Tilt | <b>SKBRT1 2460REST</b> | 105        | 2998 | 3595 |
|            | 30 x 36 Fix       | <b>SKBRT1 3036REFX</b> | 79         | 2336 | 2805 |
|            | 30 x 36 Slim-Tilt | <b>SKBRT1 3036REST</b> | 79         | 2725 | 3193 |
|            | 30 x 42 Fix       | <b>SKBRT1 3042REFX</b> | 92         | 2507 | 3019 |
|            | 30 x 42 Slim-Tilt | <b>SKBRT1 3042REST</b> | 92         | 2882 | 3394 |
|            | 30 x 48 Fix       | <b>SKBRT1 3048REFX</b> | 105        | 2586 | 3141 |
|            | 30 x 48 Slim-Tilt | <b>SKBRT1 3048REST</b> | 105        | 2914 | 3469 |
|            | 30 x 60 Fix       | <b>SKBRT1 3060REFX</b> | 132        | 2782 | 3423 |
|            | 30 x 60 Slim-Tilt | <b>SKBRT1 3060REST</b> | 132        | 3128 | 3767 |
|            | 24 x 36 Fix       | <b>SKBRTC 2436REFX</b> | 63         | 2310 | 2738 |
|            | 24 x 36 Slim-Tilt | <b>SKBRTC 2436REST</b> | 63         | 2649 | 3050 |
|            | 24 x 42 Fix       | <b>SKBRTC 2442REFX</b> | 74         | 2403 | 2871 |
|            | 24 x 42 Slim-Tilt | <b>SKBRTC 2442REST</b> | 74         | 2774 | 3242 |
|            | 24 x 48 Fix       | <b>SKBRTC 2448REFX</b> | 84         | 2483 | 2994 |
|            | 24 x 48 Slim-Tilt | <b>SKBRTC 2448REST</b> | 84         | 2804 | 3315 |
|            | 24 x 60 Fix       | <b>SKBRTC 2460REFX</b> | 105        | 2661 | 3256 |
|            | 24 x 60 Slim-Tilt | <b>SKBRTC 2460REST</b> | 105        | 2998 | 3595 |

**To Order, Specify...**

- 1 Model Number
- 2 Top Material
- 3 Edge Style and Thickness
- 4 Edge Color
- 5 Base Color
- 6 Additional Options



**Base Options**

**Code Price**

Base Glides.....BGI \$ n/c

**Finish Options**

Powder Coat, Standard ..... n/c  
 Powder Coat, Premium..... \$ 165  
 Platinum..... \$ 488

**Top Options**

Special Laminate.....TSP call  
 Custom Cutout (per cutout) .....TCC \$ 120

**Power + Data Options**

Please reference the Power + Data Price List

**Wire Management Options**

Basket, Under Top Mount(fixed tables only) .....WBT \$ 97  
 Plastic Runner, Under Top Mount(fixed tables only) WRT \$ 165  
 Cable Hook Legway ..... WCK \$ 119  
 1 Oval Brush Grommet, Location A ..... WOA \$ 97  
 2 Oval Brush Grommets, Location E .....WOE \$ 194  
 1 Oval Brush Grommet, Provide Location Print.....WOG \$ 97  
 1 Round Grommet, Location A .....WRA \$ 76  
 2 Round Grommets, Location E.....WRE \$ 152  
 1 Round Grommet, Provide Location Print ..... WRG \$ 76



**Questions?**

800 876 2120

top >  
edge >

Laminate  
PVC

Laminate  
Wood

Flat

Flat



edge ordering code (square corner) >  
top thickness >

**LP2S**  
1 1/4"

**LW2S**  
1 1/4"

top thickness price >

1 1/4"

1 1/4"

**Base Style**

**Table Description**

**Model #**

**Product Wt**



| TI | Table Description | Model #                | Product Wt | 1 1/4" | 1 1/4" |
|----|-------------------|------------------------|------------|--------|--------|
|    | 24 x 36 Fix       | <b>SKEGTI 2436REFX</b> | 63         | 2649   | 3076   |
|    | 24 x 36 Slim-Tilt | <b>SKEGTI 2436REST</b> | 63         | 2986   | 3414   |
|    | 24 x 42 Fix       | <b>SKEGTI 2442REFX</b> | 74         | 2740   | 3208   |
|    | 24 x 42 Slim-Tilt | <b>SKEGTI 2442REST</b> | 74         | 3111   | 3580   |
|    | 24 x 48 Fix       | <b>SKEGTI 2448REFX</b> | 84         | 2820   | 3332   |
|    | 24 x 48 Slim-Tilt | <b>SKEGTI 2448REST</b> | 84         | 3141   | 3653   |
|    | 24 x 60 Fix       | <b>SKEGTI 2460REFX</b> | 105        | 2999   | 3596   |
|    | 24 x 60 Slim-Tilt | <b>SKEGTI 2460REST</b> | 105        | 3335   | 3932   |
|    | 30 x 36 Fix       | <b>SKEGTI 3036REFX</b> | 79         | 2674   | 3142   |
|    | 30 x 36 Slim-Tilt | <b>SKEGTI 3036REST</b> | 79         | 3062   | 3531   |
|    | 30 x 42 Fix       | <b>SKEGTI 3042REFX</b> | 92         | 2844   | 3357   |
|    | 30 x 42 Slim-Tilt | <b>SKEGTI 3042REST</b> | 92         | 3219   | 3731   |
|    | 30 x 48 Fix       | <b>SKEGTI 3048REFX</b> | 105        | 2924   | 3478   |
|    | 30 x 48 Slim-Tilt | <b>SKEGTI 3048REST</b> | 105        | 3252   | 3806   |
|    | 30 x 60 Fix       | <b>SKEGTI 3060REFX</b> | 132        | 3122   | 3761   |
|    | 30 x 60 Slim-Tilt | <b>SKEGTI 3060REST</b> | 132        | 3465   | 4105   |



| TC | Table Description | Model #                | Product Wt | 1 1/4" | 1 1/4" |
|----|-------------------|------------------------|------------|--------|--------|
|    | 24 x 36 Fix       | <b>SKEGTC 2436REFX</b> | 63         | 2649   | 3076   |
|    | 24 x 36 Slim-Tilt | <b>SKEGTC 2436REST</b> | 63         | 2986   | 3414   |
|    | 24 x 42 Fix       | <b>SKEGTC 2442REFX</b> | 74         | 2740   | 3208   |
|    | 24 x 42 Slim-Tilt | <b>SKEGTC 2442REST</b> | 74         | 3111   | 3580   |
|    | 24 x 48 Fix       | <b>SKEGTC 2448REFX</b> | 84         | 2820   | 3332   |
|    | 24 x 48 Slim-Tilt | <b>SKEGTC 2448REST</b> | 84         | 3141   | 3653   |
|    | 24 x 60 Fix       | <b>SKEGTC 2460REFX</b> | 105        | 2999   | 3596   |
|    | 24 x 60 Slim-Tilt | <b>SKEGTC 2460REST</b> | 105        | 3335   | 3932   |

**To Order, Specify...**

- 1 Model Number
- 2 Top Material
- 3 Edge Style and Thickness
- 4 Edge Color
- 5 Base Color
- 6 Additional Options



**Base Options**

**Code Price**

Base Glides.....BGI \$ n/c

**Finish Options**

Powder Coat, Standard ..... n/c  
 Powder Coat, Premium..... \$ 165  
 Platinum..... \$ 488

**Top Options**

Special Laminate.....TSP call  
 Custom Cutout (per cutout) .....TCC \$ 120

**Power + Data Options**

Please reference the Power + Data Price List

**Wire Management Options**

Basket, Under Top Mount(fixed tables only) .....WBT \$ 97  
 Plastic Runner, Under Top Mount(fixed tables only) WRT \$ 165  
 Cable Hook Legway ..... WCK \$ 119  
 1 Oval Brush Grommet, Location A ..... WOA \$ 97  
 2 Oval Brush Grommets, Location E .....WOE \$ 194  
 1 Oval Brush Grommet, Provide Location Print.....WOG \$ 97  
 1 Round Grommet, Location A .....WRA \$ 76  
 2 Round Grommets, Location E.....WRE \$ 152  
 1 Round Grommet, Provide Location Print ..... WRG \$ 76



**Questions?**

800 876 2120

top >  
edge >

|  |  |                           |
|--|--|---------------------------|
| Laminate<br>PVC                              | Laminate<br>Wood                             | Laminate<br>Soft PVC      |
| Flat   | Flat   | Bumper                    |
|  |  |                           |
| <b>LP2R</b><br>or<br><b>LP2S</b><br>1 1/4"   | <b>LW2R</b><br>or<br><b>LW2S</b><br>1 1/4"   | <b>LB2R</b><br><br>1 1/4" |
| Fluted                                       | Fluted                                       |                           |
|  |  |                           |
| <b>LPF2R</b><br>or<br><b>LPF2S</b><br>1 1/4" | <b>LWF2R</b><br>or<br><b>LWF2S</b><br>1 1/4" |                           |
| 1 1/4"                                       | 1 1/4"                                       |                           |

edge ordering code (radius corner) >  
or  
edge ordering code (square corner) >  
top thickness >

edge ordering code (radius corner) >  
or  
edge ordering code (square corner) >  
top thickness >  
top thickness price >

| Base Style | Table Description | Model #                | Product Wt |      |      |
|------------|-------------------|------------------------|------------|------|------|
|            | 24 x 36 Fix       | <b>SKPETI 2436REFX</b> | 63         | 2217 | 2643 |
|            | 24 x 36 Slim-Tilt | <b>SKPETI 2436REST</b> | 63         | 2556 | 2981 |
|            | 24 x 42 Fix       | <b>SKPETI 2442REFX</b> | 74         | 2308 | 2776 |
|            | 24 x 42 Slim-Tilt | <b>SKPETI 2442REST</b> | 74         | 2680 | 3151 |
|            | 24 x 48 Fix       | <b>SKPETI 2448REFX</b> | 84         | 2388 | 2900 |
|            | 24 x 48 Slim-Tilt | <b>SKPETI 2448REST</b> | 84         | 2711 | 3220 |
|            | 24 x 60 Fix       | <b>SKPETI 2460REFX</b> | 105        | 2566 | 3162 |
|            | 24 x 60 Slim-Tilt | <b>SKPETI 2460REST</b> | 105        | 2902 | 3499 |
|            | 30 x 36 Fix       | <b>SKPETI 3036REFX</b> | 79         | 2242 | 2712 |
|            | 30 x 36 Slim-Tilt | <b>SKPETI 3036REST</b> | 79         | 2632 | 3100 |
|            | 30 x 42 Fix       | <b>SKPETI 3042REFX</b> | 92         | 2412 | 2924 |
|            | 30 x 42 Slim-Tilt | <b>SKPETI 3042REST</b> | 92         | 2789 | 3299 |
|            | 30 x 48 Fix       | <b>SKPETI 3048REFX</b> | 105        | 2492 | 3048 |
|            | 30 x 48 Slim-Tilt | <b>SKPETI 3048REST</b> | 105        | 2819 | 3373 |
|            | 30 x 60 Fix       | <b>SKPETI 3060REFX</b> | 132        | 2689 | 3328 |
|            | 30 x 60 Slim-Tilt | <b>SKPETI 3060REST</b> | 132        | 3032 | 3672 |
|            | 24 x 36 Fix       | <b>SKPETC 2436REFX</b> | 63         | 2217 | 2643 |
|            | 24 x 36 Slim-Tilt | <b>SKPETC 2436REST</b> | 63         | 2556 | 2981 |
|            | 24 x 42 Fix       | <b>SKPETC 2442REFX</b> | 74         | 2308 | 2776 |
|            | 24 x 42 Slim-Tilt | <b>SKPETC 2442REST</b> | 74         | 2680 | 3151 |
|            | 24 x 48 Fix       | <b>SKPETC 2448REFX</b> | 84         | 2388 | 2900 |
|            | 24 x 48 Slim-Tilt | <b>SKPETC 2448REST</b> | 84         | 2711 | 3220 |
|            | 24 x 60 Fix       | <b>SKPETC 2460REFX</b> | 105        | 2566 | 3162 |
|            | 24 x 60 Slim-Tilt | <b>SKPETC 2460REST</b> | 105        | 2902 | 3499 |

**To Order, Specify...**

- 1 Model Number
- 2 Top Material
- 3 Edge Style and Thickness
- 4 Edge Color
- 5 Base Color
- 6 Additional Options





**Base Options**

**Code Price**

Base Glides.....BGI \$ n/c

**Finish Options**

Powder Coat, Standard ..... n/c  
 Powder Coat, Premium..... \$ 165  
 Platinum..... \$ 488

**Top Options**

Special Laminate.....TSP call  
 Custom Cutout (per cutout) .....TCC \$ 120

**Power + Data Options**

Please reference the Power + Data Price List

**Wire Management Options**

Basket, Under Top Mount(fixed tables only) .....WBT \$ 97  
 Plastic Runner, Under Top Mount(fixed tables only) WRT \$ 165  
 Cable Hook Legway ..... WCK \$ 119  
 1 Oval Brush Grommet, Location A ..... WOA \$ 97  
 2 Oval Brush Grommets, Location E .....WOE \$ 194  
 1 Oval Brush Grommet, Provide Location Print.....WOG \$ 97  
 1 Round Grommet, Location A .....WRA \$ 76  
 2 Round Grommets, Location E.....WRE \$ 152  
 1 Round Grommet, Provide Location Print ..... WRG \$ 76



**Questions?**

800 876 2120

top >  
edge >

|                                    |                                    |                      |
|------------------------------------|------------------------------------|----------------------|
| Laminate<br>PVC                    | Laminate<br>Wood                   | Laminate<br>Soft PVC |
| Flat                               | Flat                               | Bumper               |
|                                    |                                    |                      |
| <b>LP2R</b><br>or<br><b>LP2S</b>   | <b>LW2R</b><br>or<br><b>LW2S</b>   | <b>LB2R</b>          |
| 1 1/4"                             | 1 1/4"                             | 1 1/4"               |
| Fluted                             | Fluted                             |                      |
|                                    |                                    |                      |
| <b>LPF2R</b><br>or<br><b>LPF2S</b> | <b>LWF2R</b><br>or<br><b>LWF2S</b> |                      |
| 1 1/4"                             | 1 1/4"                             |                      |
| 1 1/4"                             | 1 1/4"                             |                      |

edge ordering code (radius corner) >  
or  
edge ordering code (square corner) >  
top thickness >

edge ordering code (radius corner) >  
or  
edge ordering code (square corner) >  
top thickness >  
top thickness price >

| Base Style | Table Description | Model #                | Product Wt |      |      |
|------------|-------------------|------------------------|------------|------|------|
|            | 24 x 36 Fix       | <b>SKSRTI 2436REFX</b> | 63         | 2310 | 2738 |
|            | 24 x 36 Slim-Tilt | <b>SKSRTI 2436REST</b> | 63         | 2649 | 3050 |
|            | 24 x 42 Fix       | <b>SKSRTI 2442REFX</b> | 74         | 2403 | 2871 |
|            | 24 x 42 Slim-Tilt | <b>SKSRTI 2442REST</b> | 74         | 2774 | 3242 |
|            | 24 x 48 Fix       | <b>SKSRTI 2448REFX</b> | 84         | 2483 | 2994 |
|            | 24 x 48 Slim-Tilt | <b>SKSRTI 2448REST</b> | 84         | 2804 | 3315 |
|            | 24 x 60 Fix       | <b>SKSRTI 2460REFX</b> | 105        | 2661 | 3256 |
|            | 24 x 60 Slim-Tilt | <b>SKSRTI 2460REST</b> | 105        | 2998 | 3595 |
|            | 30 x 36 Fix       | <b>SKSRTI 3036REFX</b> | 79         | 2336 | 2805 |
|            | 30 x 36 Slim-Tilt | <b>SKSRTI 3036REST</b> | 79         | 2725 | 3193 |
|            | 30 x 42 Fix       | <b>SKSRTI 3042REFX</b> | 92         | 2507 | 3019 |
|            | 30 x 42 Slim-Tilt | <b>SKSRTI 3042REST</b> | 92         | 2882 | 3394 |
|            | 30 x 48 Fix       | <b>SKSRTI 3048REFX</b> | 105        | 2586 | 3141 |
|            | 30 x 48 Slim-Tilt | <b>SKSRTI 3048REST</b> | 105        | 2914 | 3469 |
|            | 30 x 60 Fix       | <b>SKSRTI 3060REFX</b> | 132        | 2782 | 3423 |
|            | 30 x 60 Slim-Tilt | <b>SKSRTI 3060REST</b> | 132        | 3128 | 3767 |
|            | 24 x 36 Fix       | <b>SKSRTC 2436REFX</b> | 63         | 2310 | 2738 |
|            | 24 x 36 Slim-Tilt | <b>SKSRTC 2436REST</b> | 63         | 2649 | 3050 |
|            | 24 x 42 Fix       | <b>SKSRTC 2442REFX</b> | 74         | 2403 | 2871 |
|            | 24 x 42 Slim-Tilt | <b>SKSRTC 2442REST</b> | 74         | 2774 | 3242 |
|            | 24 x 48 Fix       | <b>SKSRTC 2448REFX</b> | 84         | 2483 | 2994 |
|            | 24 x 48 Slim-Tilt | <b>SKSRTC 2448REST</b> | 84         | 2804 | 3315 |
|            | 24 x 60 Fix       | <b>SKSRTC 2460REFX</b> | 105        | 2661 | 3256 |
|            | 24 x 60 Slim-Tilt | <b>SKSRTC 2460REST</b> | 105        | 2998 | 3595 |

**To Order, Specify...**

- 1 Model Number
- 2 Top Material
- 3 Edge Style and Thickness
- 4 Edge Color
- 5 Base Color
- 6 Additional Options



**Base Options**

**Code Price**

Base Glides.....BGI \$ n/c

**Finish Options**

Powder Coat, Standard ..... n/c  
 Powder Coat, Premium..... \$ 165  
 Platinum..... \$ 488

**Top Options**

Special Laminate.....TSP call  
 Custom Cutout (per cutout) .....TCC \$ 120

**Power + Data Options**

Please reference the Power + Data Price List

**Wire Management Options**

Basket, Under Top Mount(fixed tables only) .....WBT \$ 97  
 Plastic Runner, Under Top Mount(fixed tables only) WRT \$ 165  
 Cable Hook Legway ..... WCK \$ 119  
 1 Oval Brush Grommet, Location A ..... WOA \$ 97  
 2 Oval Brush Grommets, Location E ..... WOE \$ 194  
 1 Oval Brush Grommet, Provide Location Print..... WOG \$ 97  
 1 Round Grommet, Location A ..... WRA \$ 76  
 2 Round Grommets, Location E..... WRE \$ 152  
 1 Round Grommet, Provide Location Print ..... WRG \$ 76



**Questions?**

800 876 2120

top >  
edge >

|  |  |                           |
|--|--|---------------------------|
| Laminate<br>PVC                              | Laminate<br>Wood                             | Laminate<br>Soft PVC      |
| Flat   | Flat   | Bumper                    |
|  |  |                           |
| <b>LP2R</b><br>or<br><b>LP2S</b><br>1 1/4"   | <b>LW2R</b><br>or<br><b>LW2S</b><br>1 1/4"   | <b>LB2R</b><br><br>1 1/4" |
| Fluted                                       | Fluted                                       |                           |
|  |  |                           |
| <b>LPF2R</b><br>or<br><b>LPF2S</b><br>1 1/4" | <b>LWF2R</b><br>or<br><b>LWF2S</b><br>1 1/4" |                           |
| 1 1/4"                                       | 1 1/4"                                       |                           |

edge ordering code (radius corner) >  
or  
edge ordering code (square corner) >  
top thickness >

edge ordering code (radius corner) >  
or  
edge ordering code (square corner) >  
top thickness >  
top thickness price >

| Base Style        | Table Description      | Model #                | Product Wt |      |      |
|-------------------|------------------------|------------------------|------------|------|------|
|                   | 24 x 36 Fix            | <b>SKVET1 2436REFX</b> | 63         | 2267 | 2693 |
|                   | 24 x 36 Slim-Tilt      | <b>SKVET1 2436REST</b> | 63         | 2606 | 3032 |
|                   | 24 x 42 Fix            | <b>SKVET1 2442REFX</b> | 74         | 2358 | 2827 |
|                   | 24 x 42 Slim-Tilt      | <b>SKVET1 2442REST</b> | 74         | 3842 | 3201 |
|                   | 24 x 48 Fix            | <b>SKVET1 2448REFX</b> | 84         | 2438 | 2950 |
|                   | 24 x 48 Slim-Tilt      | <b>SKVET1 2448REST</b> | 84         | 2761 | 3271 |
|                   | 24 x 60 Fix            | <b>SKVET1 2460REFX</b> | 105        | 2616 | 3213 |
|                   | 24 x 60 Slim-Tilt      | <b>SKVET1 2460REST</b> | 105        | 2953 | 3550 |
|                   | 30 x 36 Fix            | <b>SKVET1 3036REFX</b> | 79         | 2293 | 2762 |
|                   | 30 x 36 Slim-Tilt      | <b>SKVET1 3036REST</b> | 79         | 2681 | 3152 |
|                   | 30 x 42 Fix            | <b>SKVET1 3042REFX</b> | 92         | 2462 | 2975 |
|                   | 30 x 42 Slim-Tilt      | <b>SKVET1 3042REST</b> | 92         | 2840 | 3349 |
|                   | 30 x 48 Fix            | <b>SKVET1 3048REFX</b> | 105        | 2542 | 3098 |
|                   | 30 x 48 Slim-Tilt      | <b>SKVET1 3048REST</b> | 105        | 2869 | 3423 |
| 30 x 60 Fix       | <b>SKVET1 3060REFX</b> | 132                    | 2739       | 3379 |      |
| 30 x 60 Slim-Tilt | <b>SKVET1 3060REST</b> | 132                    | 3083       | 3724 |      |
|                   | 24 x 36 Fix            | <b>SKVETC 2436REFX</b> | 63         | 2267 | 2693 |
|                   | 24 x 36 Slim-Tilt      | <b>SKVETC 2436REST</b> | 63         | 2606 | 3032 |
|                   | 24 x 42 Fix            | <b>SKVETC 2442REFX</b> | 74         | 2358 | 2827 |
|                   | 24 x 42 Slim-Tilt      | <b>SKVETC 2442REST</b> | 74         | 2729 | 3201 |
|                   | 24 x 48 Fix            | <b>SKVETC 2448REFX</b> | 84         | 2438 | 2950 |
|                   | 24 x 48 Slim-Tilt      | <b>SKVETC 2448REST</b> | 84         | 2761 | 3271 |
|                   | 24 x 60 Fix            | <b>SKVETC 2460REFX</b> | 105        | 2616 | 3213 |
|                   | 24 x 60 Slim-Tilt      | <b>SKVETC 2460REST</b> | 105        | 2953 | 3550 |

**To Order, Specify...**

- 1 Model Number
- 2 Top Material
- 3 Edge Style and Thickness
- 4 Edge Color
- 5 Base Color
- 6 Additional Options



**Base Options**

**Code Price**

Base Glides.....BGI \$ n/c

**Finish Options**

Powder Coat, Standard ..... n/c  
 Powder Coat, Premium..... \$ 165  
 Platinum..... \$ 488

**Top Options**

Special Laminate.....TSP call  
 Custom Cutout (per cutout) .....TCC \$ 120

**Power + Data Options**

Please reference the Power + Data Price List

**Wire Management Options**

Basket, Under Top Mount(fixed tables only) .....WBT \$ 97  
 Plastic Runner, Under Top Mount(fixed tables only) WRT \$ 165  
 Cable Hook Legway ..... WCK \$ 119  
 1 Oval Brush Grommet, Location A ..... WOA \$ 97  
 2 Oval Brush Grommets, Location E ..... WOE \$ 194  
 1 Oval Brush Grommet, Provide Location Print..... WOG \$ 97  
 1 Round Grommet, Location A ..... WRA \$ 76  
 2 Round Grommets, Location E..... WRE \$ 152  
 1 Round Grommet, Provide Location Print ..... WRG \$ 76

**Tops**

Somet rectangle tables are available in laminate or veneer with a 1 1/4" edge thickness.

**Bases**

The T style base has a square column with either a square or radius foot. A cantilever or H base is also available with square columns and square feet. Bases are standard in an Ebony powder coat.

**Height Adjustability**

The counter balance pneumatic T bases, Cantilever base and H base have a height adjustability range of 19 1/2". Table height range is 27 1/4" to 46 3/4". The crank T bases have a height adjustment range of 17 3/4". Table height range is 27 1/4" to 45" with 8 cranks per one (1) inch.

**Laminate and Veneer, Standard Core Construction**

The standard top construction consists of 45-50 lb particleboard, surfaced with a high pressure laminate or plain sliced veneer face. A backer sheet is laminated to the underside of the top. Tops are shipped pre-drilled for field installation of bases and accessories.



**PVC Flat or Fluted Edge**

Edge of 2mm PVC hot melt banded to the top with 1/8" radius at the top and bottom. Available with 1 1/2" radius corners or square corners.



Offered in twenty-one (21) standard colors.



**Convex T-Mold Edge**

Edge of 5/16" thick solid vinyl convex t-mold with 1 1/2" radius corners.

Offered in four (4) standard colors.



**Wood Flat or Fluted Edge**

Wood banding hot melt banded to the top with 1/8" radius at the top and bottom. Available with 1 1/2" radius corners or square corners.



Offered in Ash, Cherry, Maple or Walnut materials.



**Bumper Edge**

Exposed ply core banding with rubberized 5/8" width bumper in the center of profile. Corners with 1 1/2" radius are available on tables with 1 1/4" edge thickness.

Offered in black bumper standard color.

**Shipping Schedule**

**Standard Items**

|                              |           |
|------------------------------|-----------|
| Laminate, Convex T-Mold Edge | 3-5 WEEKS |
| Laminate, PVC Edge           | 3-5 WEEKS |
| Laminate, Wood Edge          | 3-5 WEEKS |

Contact Versteel Customer Service for special lead time requests.

**BIFMA**

All Versteel products are constructed to pass the relevant ANSI/BIFMA standards. For more detailed specifications by series and base style, contact Versteel Customer Service at 800.876.2120.

Additional information regarding warranty, terms and conditions, shipping, care and maintenance, etc. can be found in the All Tables price list.

**To Order, Specify...**

- 1 Model Number, include top and edge style
- 2 Top Material
  - a. Laminate manufacturer and color
  - b. Veneer species and finish color
- 3 Edge Color
- 4 Base Color
- 5 Additional Options



An **AHTS 2448RE CB LP2S** is a Somet series 24" x 48" rectangle table with counter balance pneumatic bases, a laminate 1 1/2" thick top with a PVC edge and square corners.

The codes **TW 4876-38 / CGRE / PEBO** specify a Wilsonart 4876-38 Sheer Mesh laminate, Grey PVC and Ebony bases.

**Model Number** **AHTS 2448RECB LP2S**

**Orders may be sent via**
**Mailing Address**

Versteel  
 2332 Cathy Lane  
 Jasper IN 47546

**Contact Versteel**

**Email** contact@versteel.com  
**Phone** 800 876 2120  
 812 634 2120  
**Fax** 812 482 9318



**Laminate**

Versteel's standard offering of laminates includes over 900 laminates from Formica, Nevamar, Pionite and Wilsonart.

Laminate manufacturers change standard offerings frequently, making it possible a standard product can become unavailable. Versteel cannot be responsible for any inconvenience this may cause.

**Veneer**

Somet tables are available with plain sliced Ash, Cherry, Maple and Walnut veneers.

**Veneer Species**

|                  |      |                  |      |
|------------------|------|------------------|------|
| Ash . . . . .    | AP01 | Maple. . . . .   | MP01 |
| Cherry . . . . . | CP01 | Walnut . . . . . | WP01 |

**Veneer Finish**

**Ash**

|                   |      |                   |      |
|-------------------|------|-------------------|------|
| Beach. . . . .    | VBEA | Fog . . . . .     | VFOG |
| Chestnut. . . . . | VCHE | Pebble . . . . .  | VPEB |
| Drift . . . . .   | VDRI | Whisper . . . . . | VWHI |
| Fawn . . . . .    | VFAW |                   |      |

**Cherry**

|                           |      |                          |      |
|---------------------------|------|--------------------------|------|
| Blossom Cherry . . . . .  | VBLC | Java Cherry. . . . .     | VJAC |
| Cordovan Cherry . . . . . | VCNC | Millwork Cherry. . . . . | VMWC |
| Golden Cherry . . . . .   | VGNC |                          |      |

**Maple**

|                         |      |                       |      |
|-------------------------|------|-----------------------|------|
| Caramel Maple . . . . . | VCMM | Sugar Maple . . . . . | VSUM |
| Solar Maple. . . . .    | VSLM |                       |      |

**Walnut**

|                           |      |                         |      |
|---------------------------|------|-------------------------|------|
| Brighton Walnut . . . . . | VBRW | Natural Walnut. . . . . | VNAW |
| Espresso Walnut. . . . .  | VESW |                         |      |

**PVC Edge Colors**

|                           |      |                            |      |
|---------------------------|------|----------------------------|------|
| Absolute Acajou . . . . . | CABA | Nimbus. . . . .            | CNIM |
| Alloy. . . . .            | CALY | Pearl . . . . .            | CPEA |
| Carbon. . . . .           | CCAR | Platinum. . . . .          | CPLA |
| Champagne . . . . .       | CCHA | Pralines & Cream . . . . . | CPRC |
| Coconut . . . . .         | CCOC | Shadow . . . . .           | CSHA |
| Ebony. . . . .            | CEBO | Snow . . . . .             | CSNO |
| Florence Walnut . . . . . | CFLW | Stone . . . . .            | CSTO |
| Fossil . . . . .          | CFOS | Storm . . . . .            | CSTM |
| Graphite . . . . .        | CGRA | Whisper . . . . .          | CWHI |
| Grey. . . . .             | CGRE | White Linen . . . . .      | CWHL |
| Kensington Maple. . . . . | CKEM |                            |      |

**T-Mold Edge Colors**

|                    |      |                 |      |
|--------------------|------|-----------------|------|
| Ebony. . . . .     | TEBO | Nimbus. . . . . | TNIM |
| Graphite . . . . . | TGRA | Storm . . . . . | TSTM |

**Wood Edge Species**

|                  |     |                  |     |
|------------------|-----|------------------|-----|
| Ash . . . . .    | A01 | Maple. . . . .   | M01 |
| Cherry . . . . . | C01 | Walnut . . . . . | W01 |

**Wood Edge Finishes**

**Ash**

|                   |      |                   |      |
|-------------------|------|-------------------|------|
| Beach. . . . .    | WBEA | Fog . . . . .     | WFOG |
| Chestnut. . . . . | WCHE | Pebble . . . . .  | WPEB |
| Drift . . . . .   | WDRI | Whisper . . . . . | WWHI |
| Fawn . . . . .    | WFAW |                   |      |

**Cherry**

|                           |      |                          |      |
|---------------------------|------|--------------------------|------|
| Blossom Cherry . . . . .  | WBLC | Java Cherry. . . . .     | WJAC |
| Cordovan Cherry . . . . . | WCNC | Millwork Cherry. . . . . | WMWC |
| Golden Cherry . . . . .   | WGNC |                          |      |

**Maple**

|                         |      |                       |      |
|-------------------------|------|-----------------------|------|
| Caramel Maple . . . . . | WCMM | Sugar Maple . . . . . | WSUM |
| Solar Maple. . . . .    | WSLM |                       |      |

**Walnut**

|                           |      |                         |      |
|---------------------------|------|-------------------------|------|
| Brighton Walnut . . . . . | WBRW | Natural Walnut. . . . . | WNAW |
| Espresso Walnut. . . . .  | WESW |                         |      |

**Powder Coat**

Standard powder coat color is Ebony (PEBO).

**Finish Reference & Samples**

For finish color reference, please refer to our website. Contact Versteel Customer Service to receive actual color samples for color matches and final color approval.

**Special Laminate****Call for quotation**

Specify code **TSP** (*Special Laminate*), indicate the quoted charges per table

Special laminates and patterns can be specified as an option. To specify, contact Versteel Customer Service for availability and pricing.

**NOTE** LAMINATES IN STANDARD COLORS AND TEXTURES FROM FORMICA, NEVAMAR, PIONITE AND WILSONART ARE STANDARD

**CAUTION** LAMINATE MANUFACTURERS CHANGE STANDARD OFFERINGS FREQUENTLY, MAKING IT POSSIBLE A STANDARD PRODUCT CAN BECOME UNAVAILABLE. VERSTEEL CANNOT BE RESPONSIBLE FOR ANY INCONVENIENCE THIS MAY CAUSE.

**Custom PVC Color Match****Call for quotation / one time charge per color, per order**

Specify code **OCP** (*Custom PVC Color Match*), add cost from Versteel quotation

PVC Color Match can be the selection of a color that is available from a Versteel supplier or a new custom color developed for the order. Minimum footage requirements mean that the amount of material needed for your order will effect the cost.

For PVC Color Matching you must supply a color reference sample. Versteel will review the sample for possible existing colors available and send a sample for customer approval. If no color match exists, a custom match will be developed and sampled for customer approval before a production schedule is established.

**Custom T-Mold Color Match****Call for quotation / one time charge per color, per order**

Specify code **OCT** (*Custom T-Mold Color Match*), add cost from Versteel quotation

T-Mold Color Match can be the selection of a color that is available from a Versteel supplier or a new custom color developed for the order. Minimum footage requirements mean that the amount of material needed for your order will effect the cost.

For T-Mold Color Matching you must supply a color reference sample. Versteel will review the sample for possible existing colors available and send a sample for customer approval. If no color match exists, a custom match will be developed and sampled for customer approval before a production schedule is established.

**Stain Finish Match**

\$996 / one time charge per finish, per order

Specify code **OSM** (*Stain Finish Match*), add \$996.00 list per finish, per order

Alternative Stain Finishes are available for veneer and wood edged tops.

For Stain Finish Matching you must supply two 4" x 4" finish color and grain reference samples. An expertly finish matched sample will be provided for customer approval.

**Veneer and Wood Edge Alternatives****Call for quotation**

For veneer and wood edge requirements other than the standard plain sliced Ash, Cherry, Maple and Walnut, contact Versteel Customer Service. Versteel is adept at working with a host of domestic and exotic materials. From inlays, figures, pie cuts and special edge profiles, to custom fill levels and sheens, each top is created using the best of technology and old world craftsmanship. The items you only imagined or expected to only be available from a millwork shop are now just another part of your Versteel order. Call Versteel Customer Service for availability and quotation.

**Wood Finish Alternatives****Call for quotation**

When veneer tables are required to have a finish other than the standard natural grain fill level finish appearance, semi-filled or full-filled finishes are available by requesting a quote from Versteel. Call Versteel Customer Service for availability and quotation.

**Table Top and Edge Alternatives**

Table tops and/or edges can be produced in alternative materials if desired. Contact Versteel Customer Service for pricing and availability.

**Alternate Core Construction**

Alternate core constructions are available, including medium density fiberboard (MDF), and cores that contain no urea formaldehyde. Contact Versteel Customer Service for pricing and availability.

**NOTE** CUSTOMS OR ALTERNATIVES MAY AFFECT STANDARD PRODUCTION SCHEDULES













**Questions?**

800 876 2120



top >  
edge >

edge ordering code (radius corner) >  
or  
edge ordering code (square corner) >  
top thickness >

edge ordering code (radius corner) >  
or  
edge ordering code (square corner) >  
top thickness >  
top thickness price >

| Laminate<br>PVC   | Laminate<br>T-Mold  | Laminate<br>Wood   | Laminate<br>Soft PVC  | Veneer<br>Wood  |
|---|---|--|---|---|
| Flat<br>   | Convex<br> | Flat<br>   | Bumper<br> | Flat<br>   |
| <b>LP2R</b><br>or<br><b>LP2S</b><br>1 1/4"  | <b>LT2</b><br>1 1/4"  | <b>LW2R</b><br>or<br><b>LW2S</b><br>1 1/4"   | <b>LB2R</b><br>1 1/4"   | <b>VW2R</b><br>or<br><b>VW2S</b><br>1 1/4"  |
| Fluted<br> |   | Fluted<br> |   | Fluted<br> |
| <b>LPF2R</b><br>or<br><b>LPF2S</b><br>1 1/4"  |   | <b>LWF2R</b><br>or<br><b>LWF2S</b><br>1 1/4"   |   | <b>VWF2R</b><br>or<br><b>VWF2S</b><br>1 1/4"  |
|   | 1 1/4"  |  | 1 1/4"  | 1 1/4"  |

| Base Style  | Table Description        | Model #               | Product Wt |      |      |      |
|---|--------------------------|-----------------------|------------|------|------|------|
|    | <b>Square Foot</b>       |                       |            |      |      |      |
|   | 24 x 36 Crank Adj Height | <b>AHTS 2436RE CR</b> | 90         | 1864 | 2119 | 2813 |
|   | 24 x 42 Crank Adj Height | <b>AHTS 2442RE CR</b> | 95         | 1901 | 2178 | 3000 |
|   | 24 x 48 Crank Adj Height | <b>AHTS 2448RE CR</b> | 99         | 1958 | 2272 | 3111 |
|   | 24 x 54 Crank Adj Height | <b>AHTS 2454RE CR</b> | 104        | 2094 | 2498 | 3632 |
|   | 24 x 60 Crank Adj Height | <b>AHTS 2460RE CR</b> | 109        | 2112 | 2530 | 3637 |
|   | 24 x 66 Crank Adj Height | <b>AHTS 2466RE CR</b> | 114        | 2181 | 2639 | 3986 |
|   | 24 x 72 Crank Adj Height | <b>AHTS 2472RE CR</b> | 119        | 2205 | 2684 | 3992 |
|   | 30 x 36 Crank Adj Height | <b>AHTS 3036RE CR</b> | 99         | 2086 | 2412 | 3421 |
|   | 30 x 42 Crank Adj Height | <b>AHTS 3042RE CR</b> | 105        | 2128 | 2485 | 3685 |
|   | 30 x 48 Crank Adj Height | <b>AHTS 3048RE CR</b> | 111        | 2143 | 2506 | 3865 |
|   | 30 x 54 Crank Adj Height | <b>AHTS 3054RE CR</b> | 117        | 2234 | 2660 | 4572 |
|   | 30 x 60 Crank Adj Height | <b>AHTS 3060RE CR</b> | 123        | 2254 | 2691 | 4581 |
|   | 30 x 66 Crank Adj Height | <b>AHTS 3066RE CR</b> | 129        | 2382 | 2904 | 4826 |
| 30 x 72 Crank Adj Height  | <b>AHTS 3072RE CR</b>    | 135                   | 2414       | 2954 | 5076 |      |
|  | <b>Radius Foot</b>       |                       |            |      |      |      |
|   | 24 x 36 Crank Adj Height | <b>AHTR 2436RE CR</b> | 90         | 1864 | 2119 | 2813 |
|   | 24 x 42 Crank Adj Height | <b>AHTR 2442RE CR</b> | 95         | 1901 | 2178 | 3000 |
|   | 24 x 48 Crank Adj Height | <b>AHTR 2448RE CR</b> | 99         | 1958 | 2272 | 3111 |
|   | 24 x 54 Crank Adj Height | <b>AHTR 2454RE CR</b> | 104        | 2094 | 2498 | 3632 |
|   | 24 x 60 Crank Adj Height | <b>AHTR 2460RE CR</b> | 109        | 2112 | 2530 | 3637 |
|   | 24 x 66 Crank Adj Height | <b>AHTR 2466RE CR</b> | 114        | 2181 | 2639 | 3986 |
|   | 24 x 72 Crank Adj Height | <b>AHTR 2472RE CR</b> | 119        | 2205 | 2684 | 3992 |
|   | 30 x 36 Crank Adj Height | <b>AHTR 3036RE CR</b> | 99         | 2086 | 2412 | 3421 |
|   | 30 x 42 Crank Adj Height | <b>AHTR 3042RE CR</b> | 105        | 2128 | 2485 | 3685 |
|   | 30 x 48 Crank Adj Height | <b>AHTR 3048RE CR</b> | 111        | 2143 | 2506 | 3865 |
|   | 30 x 54 Crank Adj Height | <b>AHTR 3054RE CR</b> | 117        | 2234 | 2660 | 4572 |
|   | 30 x 60 Crank Adj Height | <b>AHTR 3060RE CR</b> | 123        | 2254 | 2691 | 4581 |
|   | 30 x 66 Crank Adj Height | <b>AHTR 3066RE CR</b> | 129        | 2382 | 2904 | 4826 |
| 30 x 72 Crank Adj Height  | <b>AHTR 3072RE CR</b>    | 135                   | 2414       | 2954 | 5076 |      |

**To Order, Specify...**

- 1 Model Number
- 2 Top Material
- 3 Edge Style and Thickness
- 4 Edge Color
- 5 Additional Options



**Finish Options**

Powder Coat, Standard (Ebony only)..... n/c

**Top Options**

Special Laminate.....TSP call  
Custom Cutout (per cutout).....TCC \$ 120

**Power & Data Options**

Please reference the Power + Data Price List

**Modesty Panel Options**

Fixed.....  
up to 48"..... \$ 369  
49" to 60"..... \$ 407  
61" to 72"..... \$ 449



**Questions?**

800 876 2120

top >  
edge >

edge ordering code (radius corner) >  
or  
edge ordering code (square corner) >  
top thickness >

edge ordering code (radius corner) >  
or  
edge ordering code (square corner) >  
top thickness >  
top thickness price >

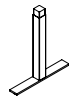
| Laminate PVC                                 | Laminate T-Mold             | Laminate Wood                                | Laminate Soft PVC            | Veneer Wood                                  |
|--|-----------------------------|--|------------------------------|--|
| Flat<br><br>LP2R<br>or<br>LP2S<br>1 1/4"     | Convex<br><br>LT2<br>1 1/4" | Flat<br><br>LW2R<br>or<br>LW2S<br>1 1/4"     | Bumper<br><br>LB2R<br>1 1/4" | Flat<br><br>VW2R<br>or<br>VW2S<br>1 1/4"     |
| Fluted<br><br>LPF2R<br>or<br>LPF2S<br>1 1/4" |                             | Fluted<br><br>LWF2R<br>or<br>LWF2S<br>1 1/4" |                              | Fluted<br><br>VWF2R<br>or<br>VWF2S<br>1 1/4" |
|  | 1 1/4"                      |  | 1 1/4"                       | 1 1/4"                                       |

**Base Style**

**Table Description**

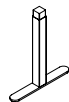
**Model #**

**Product Wt**



**Square Foot**

|                      |                       |     |
|----------------------|-----------------------|-----|
| 24 x 42 CB Pneumatic | <b>AHTS 2442RE CB</b> | 95  |
| 24 x 48 CB Pneumatic | <b>AHTS 2448RE CB</b> | 99  |
| 24 x 54 CB Pneumatic | <b>AHTS 2454RE CB</b> | 104 |
| 24 x 60 CB Pneumatic | <b>AHTS 2460RE CB</b> | 109 |
| 24 x 66 CB Pneumatic | <b>AHTS 2466RE CB</b> | 114 |
| 24 x 72 CB Pneumatic | <b>AHTS 2472RE CB</b> | 119 |
| 30 x 42 CB Pneumatic | <b>AHTS 3042RE CB</b> | 105 |
| 30 x 48 CB Pneumatic | <b>AHTS 3048RE CB</b> | 111 |
| 30 x 54 CB Pneumatic | <b>AHTS 3054RE CB</b> | 117 |
| 30 x 60 CB Pneumatic | <b>AHTS 3060RE CB</b> | 123 |
| 30 x 66 CB Pneumatic | <b>AHTS 3066RE CB</b> | 129 |
| 30 x 72 CB Pneumatic | <b>AHTS 3072RE CB</b> | 135 |



**Radius Foot**

|                      |                       |     |
|----------------------|-----------------------|-----|
| 24 x 42 CB Pneumatic | <b>AHTR 2442RE CB</b> | 95  |
| 24 x 48 CB Pneumatic | <b>AHTR 2448RE CB</b> | 99  |
| 24 x 54 CB Pneumatic | <b>AHTR 2454RE CB</b> | 104 |
| 24 x 60 CB Pneumatic | <b>AHTR 2460RE CB</b> | 109 |
| 24 x 66 CB Pneumatic | <b>AHTR 2466RE CB</b> | 114 |
| 24 x 72 CB Pneumatic | <b>AHTR 2472RE CB</b> | 119 |
| 30 x 42 CB Pneumatic | <b>AHTR 3042RE CB</b> | 105 |
| 30 x 48 CB Pneumatic | <b>AHTR 3048RE CB</b> | 111 |
| 30 x 54 CB Pneumatic | <b>AHTR 3054RE CB</b> | 117 |
| 30 x 60 CB Pneumatic | <b>AHTR 3060RE CB</b> | 123 |
| 30 x 66 CB Pneumatic | <b>AHTR 3066RE CB</b> | 129 |
| 30 x 72 CB Pneumatic | <b>AHTR 3072RE CB</b> | 135 |

**To Order, Specify...**

- 1 Model Number
- 2 Top Material
- 3 Edge Style and Thickness
- 4 Edge Color
- 5 Additional Options



**Finish Options**

Powder Coat, Standard (Ebony only)..... n/c

**Top Options**

Special Laminate.....TSP call  
Custom Cutout (per cutout).....TCC \$ 120

**Power & Data Options**

Please reference the Power + Data Price List

**Modesty Panel Options**

Fixed.....  
up to 48"..... \$ 369  
49" to 60"..... \$ 407  
61" to 72"..... \$ 449



**Questions?**

800 876 2120

top >  
edge >

edge ordering code (radius corner) >  
or  
edge ordering code (square corner) >  
top thickness >

edge ordering code (radius corner) >  
or  
edge ordering code (square corner) >  
top thickness >  
top thickness price >

| Laminate PVC                                 | Laminate T-Mold          | Laminate Wood                                | Laminate Soft PVC     | Veneer Wood                                  |
|--|--------------------------|--|-----------------------|--|
| Flat   | Convex                   | Flat   | Bumper                | Flat   |
|  |                          |  |                       |  |
| <b>LP2R</b><br>or<br><b>LP2S</b><br>1 1/4"   | <b>LT2</b><br>1 1/4"     | <b>LW2R</b><br>or<br><b>LW2S</b><br>1 1/4"   | <b>LB2R</b><br>1 1/4" | <b>VW2R</b><br>or<br><b>VW2S</b><br>1 1/4"   |
| Fluted                                       |                          | Fluted                                       |                       | Fluted                                       |
|  |                          |  |                       |  |
| <b>LPF2R</b><br>or<br><b>LPF2S</b><br>1 1/4" |                          | <b>LWF2R</b><br>or<br><b>LWF2S</b><br>1 1/4" |                       | <b>VWF2R</b><br>or<br><b>VWF2S</b><br>1 1/4" |
|  | 1 1/4"                   |  | 1 1/4"                | 1 1/4"                                       |
| <b>Base Style</b>                            | <b>Table Description</b> | <b>Model #</b>                               | <b>Product Wt</b>     |  |
|  | <b>Cantilever</b>        |  |                       |  |
|  | 24 x 42 CB Pneumatic     | <b>AHTCC 2442RE CB</b>                       | 95                    | 2816   |
|  | 24 x 48 CB Pneumatic     | <b>AHTCC 2448RE CB</b>                       | 99                    | 2894   |
|  | 24 x 54 CB Pneumatic     | <b>AHTCC 2454RE CB</b>                       | 104                   | 3057   |
|  | 24 x 60 CB Pneumatic     | <b>AHTCC 2460RE CB</b>                       | 109                   | 3099   |
|  | 24 x 66 CB Pneumatic     | <b>AHTCC 2466RE CB</b>                       | 114                   | 3192   |
|  | 24 x 72 CB Pneumatic     | <b>AHTCC 2472RE CB</b>                       | 119                   | 3242   |
|  | 30 x 42 CB Pneumatic     | <b>AHTCC 3042RE CB</b>                       | 105                   | 2960   |
|  | 30 x 48 CB Pneumatic     | <b>AHTCC 3048RE CB</b>                       | 111                   | 2997   |
|  | 30 x 54 CB Pneumatic     | <b>AHTCC 3054RE CB</b>                       | 117                   | 3112   |
|  | 30 x 60 CB Pneumatic     | <b>AHTCC 3060RE CB</b>                       | 123                   | 3156   |
|  | 30 x 66 CB Pneumatic     | <b>AHTCC 3066RE CB</b>                       | 129                   | 3312   |
|  | 30 x 72 CB Pneumatic     | <b>AHTCC 3072RE CB</b>                       | 135                   | 3367   |
|  | <b>Standard H</b>        |  |                       |  |
|  | 24 x 42 CB Pneumatic     | <b>AHTCH 2442RE CB</b>                       | 95                    | 2816   |
|  | 24 x 48 CB Pneumatic     | <b>AHTCH 2448RE CB</b>                       | 99                    | 2894   |
|  | 24 x 54 CB Pneumatic     | <b>AHTCH 2454RE CB</b>                       | 104                   | 3057   |
|  | 24 x 60 CB Pneumatic     | <b>AHTCH 2460RE CB</b>                       | 109                   | 3099   |
|  | 24 x 66 CB Pneumatic     | <b>AHTCH 2466RE CB</b>                       | 114                   | 3192   |
|  | 24 x 72 CB Pneumatic     | <b>AHTCH 2472RE CB</b>                       | 119                   | 3242   |
|  | 30 x 42 CB Pneumatic     | <b>AHTCH 3042RE CB</b>                       | 105                   | 2960   |
|  | 30 x 48 CB Pneumatic     | <b>AHTCH 3048RE CB</b>                       | 111                   | 2997   |
|  | 30 x 54 CB Pneumatic     | <b>AHTCH 3054RE CB</b>                       | 117                   | 3112   |
|  | 30 x 60 CB Pneumatic     | <b>AHTCH 3060RE CB</b>                       | 123                   | 3156   |
|  | 30 x 66 CB Pneumatic     | <b>AHTCH 3066RE CB</b>                       | 129                   | 3312   |
|  | 30 x 72 CB Pneumatic     | <b>AHTCH 3072RE CB</b>                       | 135                   | 3367   |

**To Order, Specify...**

- 1 Model Number
- 2 Top Material
- 3 Edge Style and Thickness
- 4 Edge Color
- 5 Additional Options





**Finish Options**

Powder Coat, Standard (Ebony only)..... n/c

**Top Options**

Special Laminate.....TSP call  
Custom Cutout (per cutout).....TCC \$ 120

**Power & Data Options**

Please reference the Power + Data Price List

**Modesty Panel Options**

Fixed.....  
up to 48"..... \$ 369  
49" to 60"..... \$ 407  
61" to 72"..... \$ 449

**Tops and Panels**

Study carrels can be specified with laminate or veneer tops. The carrel panels will have the same surface material and edge detail as the top. Carrels can be specified with one, two or three sections. Available in widths of 24", 30" and 36" and lengths ranging from 42" to 96".

**Bases**

Performance and Vela base styles are available on the Versteel Study Carrels. Regular or cantilever bases can be specified on the 24" and 30" wide models. Regular bases are standard for the 36" wide models. Tables are standard with nylon adjustable glides.

**Study Carrel Tack Panels**

Tack panels can be added to any Study Carrel. Refer to the pricing pages for ordering codes and pricing.

**Laminate and Veneer, Standard Core Construction**

The standard top construction consists of 45-50 lb particleboard, surfaced with a high pressure laminate or plain sliced veneer face. A backer sheet is laminated to the underside of the top. Tops are shipped pre-drilled for field installation of bases and accessories.

**PVC Flat Edge**

Edge of 2mm PVC hot melt banded to the top with  $\frac{1}{8}$ " radius at the top and bottom. Available with  $1\frac{1}{2}$ " radius corners or square corners.

Offered in twenty-one (21) standard colors.

**Wood Flat Edge**

Wood banding hot melt banded to the top with  $\frac{1}{8}$ " radius at the top and bottom. Available with  $1\frac{1}{2}$ " radius corners or square corners.



Offered in Ash, Cherry, Maple or Walnut materials.

**Shipping Schedule****Standard Items**

|                     |           |
|---------------------|-----------|
| Laminate, PVC Edge  | 3-5 WEEKS |
| Laminate, Wood Edge | 3-5 WEEKS |
| Veneer, Wood Edge   | 6-8 WEEKS |

Contact Versteel Customer Service for special lead time requests.

**BIFMA**

All Versteel products are constructed to pass the relevant ANSI/BIFMA standards. For more detailed specifications by series and base style, contact Versteel Customer Service at 800.876.2120.

Additional information regarding warranty, terms and conditions, shipping, care and maintenance, etc. can be found in the All Tables price list.

### To Order, Specify...

- 1 Model Number, include top and edge style
- 2 Top Material
  - a. Laminate manufacturer and color
  - b. Veneer species and finish color
- 3 Edge Color
- 4 Base Color
- 5 Additional Options

| base model |            |             |           |                | finish selections  |   |  | options |             |   |             |   |
|------------|------------|-------------|-----------|----------------|--------------------|---|--|---------|-------------|---|-------------|---|
| <b>P3</b>  | <b>S1</b>  | <b>3096</b> | <b>RE</b> | <b>FX</b>      | <b>LP2S</b>        | / | <b>TW D321-60</b>                          | /       | <b>CSNO</b> | / | <b>PALY</b> | / |
| series     | base style | top size    | top shape | table function | top, edge & corner |   | top laminate manufacturer & laminate color |         | edge color  |   | base color  |   |

A **P3S1 3096REFX LP2S** is a 30" x 96" three section Study Carrel with Performance series fixed regular bases, a laminate 1 1/2" thick top with a PVC edge and square corners.

The codes **TW D321-60 / CSNO / PALY** specify a Wilsonart D321-60 Brittany Blue laminate, Snow PVC and Alloy bases.

Model Number **P3S1 3096REFX LP2S**



### Orders may be sent via

#### Mailing Address

Versteel  
2332 Cathy Lane  
Jasper IN 47546

### Contact Versteel

Email [contact@versteel.com](mailto:contact@versteel.com)  
Phone 800 876 2120  
812 634 2120  
Fax 812 482 9318

**Laminate**

Versteel's standard offering of laminates includes over 900 laminates from Formica, Nevamar, Pionite and Wilsonart.

Laminate manufacturers change standard offerings frequently, making it possible a standard product can become unavailable. Versteel cannot be responsible for any inconvenience this may cause.

**Veneer**

Study Carrels are available with plain sliced Ash, Cherry, Maple and Walnut veneers.

**Veneer Species**

|                  |      |                  |      |
|------------------|------|------------------|------|
| Ash . . . . .    | AP01 | Maple. . . . .   | MP01 |
| Cherry . . . . . | CP01 | Walnut . . . . . | WP01 |

**Veneer Finish**

**Ash**

|                   |      |                   |      |
|-------------------|------|-------------------|------|
| Beach. . . . .    | VBEA | Fog . . . . .     | VFOG |
| Chestnut. . . . . | VCHE | Pebble . . . . .  | VPEB |
| Drift . . . . .   | VDRI | Whisper . . . . . | VWHI |
| Fawn . . . . .    | VFAW |                   |      |

**Cherry**

|                           |      |                          |      |
|---------------------------|------|--------------------------|------|
| Blossom Cherry . . . . .  | VBLC | Java Cherry. . . . .     | VJAC |
| Cordovan Cherry . . . . . | VCNC | Millwork Cherry. . . . . | VMWC |
| Golden Cherry . . . . .   | VGNC |                          |      |

**Maple**

|                         |      |                       |      |
|-------------------------|------|-----------------------|------|
| Caramel Maple . . . . . | VCMM | Sugar Maple . . . . . | VSUM |
| Solar Maple. . . . .    | VSLM |                       |      |

**Walnut**

|                           |      |                         |      |
|---------------------------|------|-------------------------|------|
| Brighton Walnut . . . . . | VBRW | Natural Walnut. . . . . | VNAW |
| Espresso Walnut. . . . .  | VESW |                         |      |

**PVC Edge Colors**

|                           |      |                            |      |
|---------------------------|------|----------------------------|------|
| Absolute Acajou . . . . . | CABA | Nimbus. . . . .            | CNIM |
| Alloy. . . . .            | CALY | Pearl . . . . .            | CPEA |
| Carbon. . . . .           | CCAR | Platinum. . . . .          | CPLA |
| Champagne . . . . .       | CCHA | Pralines & Cream . . . . . | CPRC |
| Coconut . . . . .         | CCOC | Shadow . . . . .           | CSHA |
| Ebony. . . . .            | CEBO | Snow . . . . .             | CSNO |
| Florence Walnut . . . . . | CFLW | Stone . . . . .            | CSTO |
| Fossil . . . . .          | CFOS | Storm. . . . .             | CSTM |
| Graphite . . . . .        | CGRA | Whisper . . . . .          | CWHI |
| Grey. . . . .             | CGRE | White Linen . . . . .      | CWHL |
| Kensington Maple. . . . . | CKEM |                            |      |

**T-Mold Edge Colors**

|                    |      |                 |      |
|--------------------|------|-----------------|------|
| Ebony. . . . .     | TEBO | Nimbus. . . . . | TNIM |
| Graphite . . . . . | TGRA | Storm. . . . .  | TSTM |

**Wood Edge Species**

|                  |     |                  |     |
|------------------|-----|------------------|-----|
| Ash . . . . .    | A01 | Maple. . . . .   | M01 |
| Cherry . . . . . | C01 | Walnut . . . . . | W01 |

**Wood Edge Finishes**

**Ash**

|                   |      |                   |      |
|-------------------|------|-------------------|------|
| Beach. . . . .    | WBEA | Fog . . . . .     | WFOG |
| Chestnut. . . . . | WCHE | Pebble . . . . .  | WPEB |
| Drift . . . . .   | WDRI | Whisper . . . . . | WWHI |
| Fawn . . . . .    | WFAW |                   |      |

**Cherry**

|                           |      |                          |      |
|---------------------------|------|--------------------------|------|
| Blossom Cherry . . . . .  | WBLC | Java Cherry. . . . .     | WJAC |
| Cordovan Cherry . . . . . | WCNC | Millwork Cherry. . . . . | WMWC |
| Golden Cherry . . . . .   | WGNC |                          |      |

**Maple**

|                         |      |                       |      |
|-------------------------|------|-----------------------|------|
| Caramel Maple . . . . . | WCMM | Sugar Maple . . . . . | WSUM |
| Solar Maple. . . . .    | WSLM |                       |      |

**Walnut**

|                           |      |                         |      |
|---------------------------|------|-------------------------|------|
| Brighton Walnut . . . . . | WBRW | Natural Walnut. . . . . | WNAW |
| Espresso Walnut. . . . .  | WESW |                         |      |

**Studio Steel®**

Versteel's "urban fabrication" process leaves the telltale signs of welding and assembly on the surface, highlighting a manufacturing aesthetic. Choosing a clear or transparent powder coat is recommended, allowing tonal striations (created as a result of extreme heat), natural textures, and the inherent qualities of raw steel to show through.

Studio Steel Process . . . . . \$165

**Powder Coat Finishes**

All powder coat finishes in the Versteel offering have been formulated with the use of epoxy, polyester or epoxy and polyester blends to maximize the finish durability.

**Powder Coat Finish Options**

Powder Coat - Standard . . . . . n/c  
 Powder Coat - Premium (Hope). . . . . \$165  
 Powder Coat - Premium (Platinum) . . . . . \$488

**Powder Coat Colors**

|                         |       |                           |       |
|-------------------------|-------|---------------------------|-------|
| Alloy. . . . .          | .PALY | Mint . . . . .            | .PMNT |
| Amethyst . . . . .      | .PAME | Navy . . . . .            | .PNAV |
| Anthracite . . . . .    | .PANT | Nimbus. . . . .           | .PNIM |
| Black Anodized. . . . . | .PBLA | Nutmeg . . . . .          | .PNUT |
| Bronze . . . . .        | .PBRO | ◆ Pacific . . . . .       | .PPAC |
| Calypso . . . . .       | .PCAL | Pearl . . . . .           | .PPEA |
| Carbon. . . . .         | .PCAR | Pebble . . . . .          | .PPEB |
| Champagne . . . . .     | .PCHA | Ⓟ Platinum . . . . .      | .PPLA |
| Coconut . . . . .       | .PCOC | Poppy. . . . .            | .PPOP |
| ◆ Copper. . . . .       | .PCOP | ◆ Raven. . . . .          | .PRAV |
| Crimson . . . . .       | .PCRI | Royal . . . . .           | .PROY |
| ◆ Crystal . . . . .     | .PCRY | Seaside . . . . .         | .PSEA |
| Daffodil. . . . .       | .PDAF | Shipyards . . . . .       | .PSHI |
| Ebony. . . . .          | .PEBO | Silver . . . . .          | .PSIL |
| Forest. . . . .         | .PFOR | Snow . . . . .            | .PSNO |
| Fossil . . . . .        | .PFOS | Stone . . . . .           | .PSTO |
| ◆ Garnet . . . . .      | .PGAR | Storm. . . . .            | .PSTM |
| ◆ Gold. . . . .         | .PGOL | Terra Cotta . . . . .     | .PTEC |
| Graphite . . . . .      | .PGRA | Whisper . . . . .         | .PWHI |
| Ⓟ Hope . . . . .        | .PHOP | White Linen . . . . .     | .PWHL |
| Kelly Green . . . . .   | .PKEG | Powder Coat Alternative . | .OPA  |
| ◆ Matte . . . . .       | .PMAT |                           |       |
| Mica. . . . .           | .PMIC |                           |       |

**Transparent Powder Coats (indicated by ◆)**

Please note that the transparent characteristics of these powders allow all natural welds and textures inherent to raw steel to be visible.

**Premium Powder Coats (indicated by Ⓟ)**

Versteel's premium process uses specially formulated powder coats for a truly unique color palette.

**Chrome**

Versteel applies a deep luster chrome plated finish. Chrome is the most durable finish available. Specify Chrome and add \$165 list per table.

Chrome . . . . . ECHR

**Nickel**

Versteel applies a nickel plated finish with a clear coat applied for durability. Specify Nickel and add \$223 list per table.

Nickel . . . . . ENKL

**Finish Reference & Samples**

For finish color reference, please refer to our website. Contact Versteel Customer Service to receive actual color samples for color matches and final color approval.

**Special Laminate****Call for quotation**

Specify code **TSP** (*Special Laminate*), indicate the quoted charges per table

Special laminates and patterns can be specified as an option. To specify, contact Versteel for availability and pricing.

**NOTE** LAMINATES IN STANDARD COLORS AND TEXTURES FROM FORMICA, NEVAMAR, PIONITE AND WILSONART ARE STANDARD

**CAUTION** LAMINATE MANUFACTURERS CHANGE STANDARD OFFERINGS FREQUENTLY, MAKING IT POSSIBLE A STANDARD PRODUCT CAN BECOME UNAVAILABLE. VERSTEEL CANNOT BE RESPONSIBLE FOR ANY INCONVENIENCE THIS MAY CAUSE.

**Custom PVC Color Match****Call for quotation / one time charge per color, per order**

Specify code **OCF** (*Custom PVC Color Match*), add cost from Versteel quotation

PVC Color Match can be the selection of a color that is available from a Versteel supplier or a new custom color developed for the order. Minimum footage requirements mean that the amount of material needed for your order will effect the cost.

For PVC Color Matching you must supply a color reference sample. Versteel will review the sample for possible existing colors available and send a sample for customer approval. If no color match exists, a custom match will be developed and sampled for customer approval before a production schedule is established.

**Powder Coat Alternative****Call for quotation**

Specify code **OPA** (*Powder Coat Alternative*), add cost from Versteel quotation

Powder Coat Alternative is available from Versteel. The entire RAL color reference along with hundreds of other color and finishes are available.

For Powder Coat Alternative matching, you must supply a color reference sample, or an RAL number. Versteel will review the sample for possible existing colors available and send a sample for customer approval. If no color match exists, a custom match can be developed. Call Versteel Customer Service for associated upcharges on custom color development.

**Stain Finish Match****\$996 / one time charge per finish, per order**

Specify code **OSM** (*Stain Finish Match*), add \$996.00 list per finish, per order

Alternative Stain Finishes are available for veneer and wood edged tops.

For Stain Finish Matching you must supply two 4" x 4" finish color and grain reference samples. An expertly finish matched sample will be provided for customer approval.

**Veneer and Wood Edge Alternatives****Call for quotation**

For veneer and wood edge requirements other than the standard plain sliced Ash, Cherry, Maple and Walnut, contact Versteel Customer Service. Versteel is adept at working with a host of domestic and exotic materials. From inlays, figures, pie cuts and special edge profiles, to custom fill levels and sheens, each top is created using the best of technology and old world craftsmanship. The items you only imagined or expected to only be available from a millwork shop are now just another part of your Versteel order. Call Versteel Customer Service for availability and quotation.

**Wood Finish Alternatives****Call for quotation**

When veneer tables are required to have a finish other than the standard natural grain fill level finish appearance, semi-filled or full-filled finishes are available by requesting a quote from Versteel. Call Versteel Customer Service for availability and quotation Table Top Alternatives

**Table Top and Edge Alternatives**

Table tops and/or edges can be produced in alternative materials if desired. Contact Versteel Customer Service for pricing and availability.

**NOTE** CUSTOMS OR ALTERNATIVES MAY AFFECT STANDARD PRODUCTION SCHEDULES

**Alternate Table Height 32" and Under**
**\$100 / table**

Specify code **BAH** (Alternate Height 32" and under), indicate desired table height (32" or less), add \$100.00 list per table

Suggested typing height table is 26 ¾"

Suggested wheelchair height table is 32"

Suggested stand up height table is 42"

**NOTE** FOR OTHER TABLE HEIGHT REQUIREMENTS CONTACT VERSTEEL CUSTOMER SERVICE FOR STRUCTURAL DETAILS, PRICING AND AVAILABILITY

**Bullet End Caps**
**\$129 / table**

Specify code **BBE** (Bullet End Caps), add \$129.00 list per table

Bullet End Caps are welded in place of the standard welded rail blunt ends.



**NOTE** BULLET END CAPS ARE AVAILABLE ON STUDY CARRELS WITH PERFORMANCE STYLE BASES

**Top Custom Cutout**
**\$120 / cutout**

Specify code **TCC** (Top Custom Cutout), add \$120.00 list per cutout

Top Custom Cutout requires a drawing for production and is subject to approvals.

**Table Link - Ends Only**
**\$135 / table**

Specify code **TLE** (Table Link - Ends Only), add \$135.00 list per table

Table Link is for linking Versteel table configurations in typical room situations. Specify Table Link - Ends Only when your configuration requires linking on the table ends only. Available on tables with PVC,

3mm Wood, Wood Square, Wood Fluted and Ergo user side edge details. Table Link - Ends Only is included with electrical package options. This will prevent the accidental disconnection of power supply to adjacent tables.





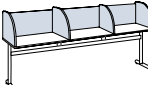






**Questions?**




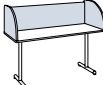
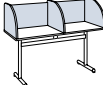
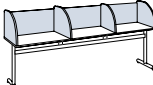
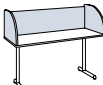
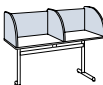
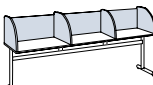
800 876 2120

|   |                      |                      |            | top and screen ><br>edge > | Laminate<br>Flat PVC | Laminate<br>Flat Wood | Veneer<br>Flat Wood |
|---|----------------------|----------------------|------------|----------------------------|----------------------|-----------------------|---------------------|
|   |                      |                      |            | edge ordering code >       | <b>LP2S</b>          | <b>LW2S</b>           | <b>VW2S</b>         |
|   |                      |                      |            | top thickness >            | 1 1/4"               |                       |                     |
|   |                      |                      |            | top thickness price >      | 1 1/4"               |                       |                     |
| Description   |                      | Model #              | Product Wt |                            |                      |                       |                     |
|    | <b>SC</b>            |                      |            |                            |                      |                       |                     |
|   | <b>One Section</b>   |                      |            |                            |                      |                       |                     |
|   | 24 x 42 Fix          | <b>PISC 2442REFX</b> | 94         | 2229                       | 3878                 | 4638                  |                     |
| 24 x 48 Fix   | <b>PISC 2448REFX</b> | 105                  | 2254       | 3959                       | 4719                 |                       |                     |
|   | <b>Two Section</b>   |                      |            |                            |                      |                       |                     |
|   | 24 x 60 Fix          | <b>P2SC 2460REFX</b> | 141        | 3361                       | 5795                 | 6610                  |                     |
|   | 24 x 72 Fix          | <b>P2SC 2472REFX</b> | 162        | 3631                       | 6214                 | 7017                  |                     |
|   | 24 x 84 Fix          | <b>P2SC 2484REFX</b> | 182        | 3743                       | 6545                 | 7406                  |                     |
|  | <b>Three Section</b> |                      |            |                            |                      |                       |                     |
|   | 24 x 90 Fix          | <b>P3SC 2490REFX</b> | 201        | 4713                       | 8205                 | 9085                  |                     |
|   | 24 x 96 Fix          | <b>P3SC 2496REFX</b> | 212        | 4854                       | 8498                 | 9388                  |                     |

**To Order, Specify...**

- 1 Model Number
- 2 Top Material
- 3 Edge Style and Thickness
- 4 Edge Color
- 5 Base Color
- 6 Additional Options



|   |                      |                      |     | top and screen ><br>edge >  |   |  |
|---|----------------------|----------------------|-----|---|---|--|
|   |                      |                      |     | Laminate<br>Flat PVC  | Laminate<br>Flat Wood   | Veneer<br>Flat Wood  |
|   |                      |                      |     |  |  |  |
|   |                      |                      |     | LP2S<br>1 1/4"  | LW2S<br>1 1/4"  | VW2S<br>1 1/4"   |
|   |                      |                      |     | edge ordering code ><br>top thickness ><br>top thickness price >                  |   |  |
|   |                      |                      |     | 1 1/4"  | 1 1/4"  | 1 1/4"   |
|   |                      |                      |     | Description   |   |  |
|   |                      |                      |     | Model #   |   |  |
|   |                      |                      |     | Product Wt  |   |  |
|    | <b>SI</b>            |                      |     |   |   |  |
|   | <b>One Section</b>   |                      |     |   |   |  |
|   | 30 x 42 Fix          | <b>P1S1 3042REFX</b> | 104 | 2349  | 4042  | 4798   |
|   | 30 x 48 Fix          | <b>P1S1 3048REFX</b> | 112 | 2454  | 4281  | 5138   |
|   | <b>Two Section</b>   |                      |     |   |   |  |
|   | 30 x 60 Fix          | <b>P2S1 3060REFX</b> | 154 | 3600  | 6227  | 7146   |
|   | 30 x 72 Fix          | <b>P2S1 3072REFX</b> | 175 | 3798  | 6619  | 7657   |
|   | 30 x 84 Fix          | <b>P2S1 3084REFX</b> | 197 | 3932  | 7018  | 8064   |
|  | <b>Three Section</b> |                      |     |   |   |  |
|   | 30 x 90 Fix          | <b>P3S1 3090REFX</b> | 219 | 4910  | 8783  | 9883   |
|   | 30 x 96 Fix          | <b>P3S1 3096REFX</b> | 229 | 5049  | 9076  | 10179  |
|  | <b>SC</b>            |                      |     |   |   |  |
|   | <b>One Section</b>   |                      |     |   |   |  |
|   | 30 x 42 Fix          | <b>P1SC 3042REFX</b> | 104 | 2349  | 4042  | 4798   |
|   | 30 x 48 Fix          | <b>P1SC 3048REFX</b> | 112 | 2454  | 4281  | 5138   |
|  | <b>Two Section</b>   |                      |     |   |   |  |
|   | 30 x 60 Fix          | <b>P2SC 3060REFX</b> | 154 | 3600  | 6227  | 7146   |
|   | 30 x 72 Fix          | <b>P2SC 3072REFX</b> | 175 | 3798  | 6619  | 7657   |
|   | 30 x 84 Fix          | <b>P2SC 3084REFX</b> | 197 | 3932  | 7018  | 8064   |
|  | <b>Three Section</b> |                      |     |   |   |  |
|   | 30 x 90 Fix          | <b>P3SC 3090REFX</b> | 219 | 4910  | 8783  | 9883   |
|   | 30 x 96 Fix          | <b>P3SC 3096REFX</b> | 229 | 5049  | 9076  | 10179  |

**Base Options**

|                                      |     |        |
|--------------------------------------|-----|--------|
| Alternate Table Height               |     |        |
| 32" & Under                          | BAH | \$ 100 |
| Alternate Table Height               |     |        |
| 32" & Over                           | BSP | call   |
| Bullet End Caps                      | BBE | \$ 129 |
| Stretcher Rail (Finish same as base) |     |        |
| Tables 36" H & Over Require a        |     |        |
| Stretcher Rail                       | BSC | \$ 243 |

**Finish Options**

|                       |  |        |
|-----------------------|--|--------|
| Chrome                |  | \$ 165 |
| Nickel                |  | \$ 223 |
| Powder Coat, Standard |  | n/c    |
| Powder Coat, Premium  |  | \$ 165 |
| Platinum              |  | \$ 488 |

**Top Options**

|                            |     |        |
|----------------------------|-----|--------|
| Table Link (ends only)     | TLE | \$ 135 |
| Special Laminate           | TSP | call   |
| Custom Cutout (per cutout) | TCC | \$ 120 |

**Power & Data Options**

Please reference the Power + Data Price List

**Wire Management Options**

|                         |     |        |
|-------------------------|-----|--------|
| Basket, Under Top Mount | WBT | \$ 97  |
| Cable Hook Legway       | WCK | \$ 119 |
| Canvas Legway           | WCL | \$ 100 |
| Plastic Legway          | WRL | \$ 78  |
| 1 Oval Brush Grommet -  |     |        |
| Provide Location Print  | WOG | \$ 97  |
| 1 Round Grommet -       |     |        |
| Provide Location Print  | WRG | \$ 76  |

**Upholstery Options**

COM yardage requirements of one yard of fabric for each Study Carrel tack panel is based on a material width of 54" with no consideration for repeat. For material other than 54" wide, contact Versteel for yardage requirements.

**NOTE** ALL FABRICS ARE CUT UP THE ROLL TO MAXIMIZE YIELD AND WEAR PERFORMANCE. CONTACT VERSTEEL FOR YARDAGE REQUIREMENTS IF RAILROADED FABRIC OR SAME CENTER POINT IS REQUIRED.

**Study Carrel Tack Panel**

|         |        |        |
|---------|--------|--------|
| COM     | ASCTPC | \$ 256 |
| Grade 2 | ASCTP2 | \$ 256 |
| Grade 3 | ASCTP3 | \$ 334 |
| Grade 4 | ASCTP4 | \$ 413 |
| Grade 5 | ASCTP5 | \$ 496 |
| Grade 6 | ASCTP6 | \$ 575 |



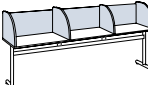
**Accessories**

|                               |     |       |
|-------------------------------|-----|-------|
| Table Floor Mount Bracket Set | AFB | \$ 57 |
|-------------------------------|-----|-------|



**Questions?**

800 876 2120

|   |             |                      |     | top and screen ><br>edge > | Laminate<br>Flat PVC | Laminate<br>Flat Wood | Veneer<br>Flat Wood |
|---|-------------|----------------------|-----|----------------------------|----------------------|-----------------------|---------------------|
|   |             |                      |     | edge ordering code >       | <b>LP2S</b>          | <b>LW2S</b>           | <b>VW2S</b>         |
|   |             |                      |     | top thickness >            | 1 1/4"               | 1 1/4"                | 1 1/4"              |
|   |             |                      |     | top thickness price >      | 1 1/4"               | 1 1/4"                | 1 1/4"              |
|   |             |                      |     | edge ordering code >       | 1 1/4"               | 1 1/4"                | 1 1/4"              |
|   |             |                      |     | top thickness >            | 1 1/4"               | 1 1/4"                | 1 1/4"              |
|   |             |                      |     | top thickness price >      | 1 1/4"               | 1 1/4"                | 1 1/4"              |
| Description   | Model #     | Product Wt           |     |                            |                      |                       |                     |
| <b>S1</b>   |             |                      |     |                            |                      |                       |                     |
| <b>One Section</b>  |             |                      |     |                            |                      |                       |                     |
|    | 36 x 42 Fix | <b>P1S1 3642REFX</b> | 118 | 2621                       | 4693                 | 5827                  |                     |
|   | 36 x 48 Fix | <b>P1S1 3648REFX</b> | 127 | 2623                       | 4752                 | 5884                  |                     |
| <b>Two Section</b>  |             |                      |     |                            |                      |                       |                     |
|   | 36 x 60 Fix | <b>P2S1 3660REFX</b> | 173 | 3850                       | 6743                 | 7908                  |                     |
|   | 36 x 72 Fix | <b>P2S1 3672REFX</b> | 198 | 4002                       | 7089                 | 8466                  |                     |
|   | 36 x 84 Fix | <b>P2S1 3684REFX</b> | 222 | 4338                       | 7553                 | 8908                  |                     |
| <b>Three Section</b>  |             |                      |     |                            |                      |                       |                     |
|  | 36 x 90 Fix | <b>P3S1 3690REFX</b> | 247 | 5352                       | 9394                 | 10685                 |                     |
|   | 36 x 96 Fix | <b>P3S1 3696REFX</b> | 258 | 5494                       | 9687                 | 10982                 |                     |

**To Order, Specify...**

- 1 Model Number
- 2 Top Material
- 3 Edge Style and Thickness
- 4 Edge Color
- 5 Base Color
- 6 Additional Options



**Base Options**

|                                      |     |        |
|--------------------------------------|-----|--------|
| Alternate Table Height               |     |        |
| 32" & Under .....                    | BAH | \$ 100 |
| Alternate Table Height               |     |        |
| 32" & Over .....                     | BSP | call   |
| Bullet End Caps .....                | BBE | \$ 129 |
| Stretcher Rail (Finish same as base) |     |        |
| Tables 36" H & Over Require a        |     |        |
| Stretcher Rail .....                 | BSC | \$ 243 |

**Finish Options**

|                             |  |        |
|-----------------------------|--|--------|
| Chrome .....                |  | \$ 165 |
| Nickel .....                |  | \$ 223 |
| Powder Coat, Standard ..... |  | n/c    |
| Powder Coat, Premium .....  |  | \$ 165 |
| Platinum .....              |  | \$ 488 |

**Top Options**

|                                  |     |        |
|----------------------------------|-----|--------|
| Table Link (ends only) .....     | TLE | \$ 135 |
| Special Laminate .....           | TSP | call   |
| Custom Cutout (per cutout) ..... | TCC | \$ 120 |

**Power & Data Options**

Please reference the Power + Data Price List

**Wire Management Options**

|                               |     |        |
|-------------------------------|-----|--------|
| Basket, Under Top Mount ..... | WBT | \$ 97  |
| Cable Hook Legway .....       | WCK | \$ 119 |
| Canvas Legway .....           | WCL | \$ 100 |
| Plastic Legway .....          | WRL | \$ 78  |
| 1 Oval Brush Grommet -        |     |        |
| Provide Location Print .....  | WOG | \$ 97  |
| 1 Round Grommet -             |     |        |
| Provide Location Print .....  | WRG | \$ 76  |

**Upholstery Options**

COM yardage requirements of one yard of fabric for each Study Carrel tack panel is based on a material width of 54" with no consideration for repeat. For material other than 54" wide, contact Versteel for yardage requirements.

**NOTE** ALL FABRICS ARE CUT UP THE ROLL TO MAXIMIZE YIELD AND WEAR PERFORMANCE. CONTACT VERSTEEL FOR YARDAGE REQUIREMENTS IF RAILROADED FABRIC OR SAME CENTER POINT IS REQUIRED.

**Study Carrel Tack Panel**

|               |        |        |
|---------------|--------|--------|
| COM .....     | ASCTPC | \$ 256 |
| Grade 2 ..... | ASCTP2 | \$ 256 |
| Grade 3 ..... | ASCTP3 | \$ 334 |
| Grade 4 ..... | ASCTP4 | \$ 413 |
| Grade 5 ..... | ASCTP5 | \$ 496 |
| Grade 6 ..... | ASCTP6 | \$ 575 |

**Accessories**

|                                     |     |       |
|-------------------------------------|-----|-------|
| Table Floor Mount Bracket Set ..... | AFB | \$ 57 |
|-------------------------------------|-----|-------|






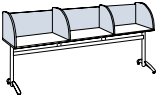
**Study Carrels**  
Vela



**VERSTEEL**

**Questions?**

800 876 2120

|   |                      |            |  | top and screen ><br>edge >  |   |   |
|---|----------------------|------------|--|---|---|---|
|   |                      |            |  | Laminate<br>Flat PVC  | Laminate<br>Flat Wood   | Veneer<br>Flat Wood   |
|   |                      |            |  |  |  |  |
|   |                      |            |  | edge ordering code ><br>top thickness >   | edge ordering code ><br>top thickness >   | edge ordering code ><br>top thickness >   |
|   |                      |            |  | top thickness price >   | top thickness price >   | top thickness price >   |
|   |                      |            |  | LP2S<br>1 1/4"  | LW2S<br>1 1/4"  | VW2S<br>1 1/4"  |
| Description   | Model #              | Product Wt |  |   |   |   |
| <b>SC</b>   |                      |            |  |   |   |   |
| <b>One Section</b>  |                      |            |  |   |   |   |
|  24 x 42 Fix   | <b>VISC 2442REFX</b> | 84         |  | 2417  | 4131  | 4922  |
| 24 x 48 Fix   | <b>VISC 2448REFX</b> | 92         |  | 2440  | 4214  | 5006  |
| <b>Two Section</b>  |                      |            |  |   |   |   |
|  24 x 60 Fix  | <b>V2SC 2460REFX</b> | 128        |  | 3594  | 6124  | 6966  |
| 24 x 72 Fix   | <b>V2SC 2472REFX</b> | 148        |  | 3873  | 6557  | 7392  |
| 24 x 84 Fix   | <b>V2SC 2484REFX</b> | 167        |  | 3987  | 6905  | 7799  |
| <b>Three Section</b>  |                      |            |  |   |   |   |
|  24 x 90 Fix | <b>V3SC 2490REFX</b> | 184        |  | 5001  | 8627  | 9547  |
| 24 x 96 Fix   | <b>V3SC 2496REFX</b> | 194        |  | 5142  | 8934  | 9858  |

**To Order, Specify...**

- 1 Model Number
- 2 Top Material
- 3 Edge Style and Thickness
- 4 Edge Color
- 5 Base Color
- 6 Additional Options



|  | Description          | Model #       | Product Wt | top and screen > edge > |                    |                       |
|--|----------------------|---------------|------------|-------------------------|--------------------|-----------------------|
|  |                      |               |            | Laminate Flat PVC       | Laminate Flat Wood | Veneer Flat Wood      |
|  |                      |               |            |                         |                    |                       |
|  |                      |               |            |                         |                    |                       |
|  |                      |               |            | edge ordering code >    | top thickness >    | top thickness price > |
|  |                      |               |            | LP2S<br>1 1/4"          | LW2S<br>1 1/4"     | VW2S<br>1 1/4"        |
|  | <b>SI</b>            |               |            |                         |                    |                       |
|  | <b>One Section</b>   |               |            |                         |                    |                       |
|  | 30 x 42 Fix          | VIS1 3042REFX | 106        | 2538                    | 3173               | 5086                  |
|  | 30 x 48 Fix          | VIS1 3048REFX | 114        | 2644                    | 4545               | 5436                  |
|  | <b>Two Section</b>   |               |            |                         |                    |                       |
|  | 30 x 60 Fix          | V2SI 3060REFX | 156        | 3840                    | 6570               | 7526                  |
|  | 30 x 72 Fix          | V2SI 3072REFX | 176        | 4042                    | 6980               | 8057                  |
|  | 30 x 84 Fix          | V2SI 3084REFX | 199        | 4181                    | 7392               | 8481                  |
|  | <b>Three Section</b> |               |            |                         |                    |                       |
|  | 30 x 90 Fix          | V3SI 3090REFX | 220        | 5202                    | 9227               | 10372                 |
|  | 30 x 96 Fix          | V3SI 3096REFX | 231        | 5344                    | 9532               | 10677                 |
|  | <b>SC</b>            |               |            |                         |                    |                       |
|  | <b>One Section</b>   |               |            |                         |                    |                       |
|  | 30 x 42 Fix          | VISC 3042REFX | 106        | 2538                    | 4296               | 5086                  |
|  | 30 x 48 Fix          | VISC 3048REFX | 114        | 2644                    | 4545               | 5436                  |
|  | <b>Two Section</b>   |               |            |                         |                    |                       |
|  | 30 x 60 Fix          | V2SC 3060REFX | 156        | 3840                    | 6570               | 7526                  |
|  | 30 x 72 Fix          | V2SC 3072REFX | 176        | 4042                    | 6980               | 8057                  |
|  | 30 x 84 Fix          | V2SC 3084REFX | 199        | 4181                    | 7392               | 8481                  |
|  | <b>Three Section</b> |               |            |                         |                    |                       |
|  | 30 x 90 Fix          | V3SC 3090REFX | 220        | 5202                    | 9227               | 10372                 |
|  | 30 x 96 Fix          | V3SC 3096REFX | 231        | 5344                    | 9532               | 10677                 |

**Base Options**

- Alternate Table Height
- 32" & Under ..... BAH \$ 100
- Alternate Table Height
- 32" & Over ..... BSP call
- Stretcher Rail (Finish same as base)
- Tables 36" H & Over Require a
- Stretcher Rail ..... BSC \$ 243

**Finish Options**

- Powder Coat, Standard ..... n/c
- Powder Coat, Premium ..... \$ 165
- Platinum ..... \$ 488

**Top Options**

- Table Link (ends only) ..... TLE \$ 135
- Special Laminate ..... TSP call
- Custom Cutout (per cutout) ..... TCC \$ 120

**Power & Data Options**

Please reference the Power + Data Price List

**Wire Management Options**

- Basket, Under Top Mount ..... WBT \$ 97
- Cable Hook Legway ..... WCK \$ 119
- Canvas Legway ..... WCL \$ 100
- Plastic Legway ..... WRL \$ 78
- 1 Oval Brush Grommet -
- Provide Location Print ..... WOG \$ 97
- 1 Round Grommet -
- Provide Location Print ..... WRG \$ 76

**Upholstery Options**

COM yardage requirements of one yard of fabric for each Study Carrel tack panel is based on a material width of 54" with no consideration for repeat. For material other than 54" wide, contact Versteel for yardage requirements.

**NOTE** ALL FABRICS ARE CUT UP THE ROLL TO MAXIMIZE YIELD AND WEAR PERFORMANCE. CONTACT VERSTEEL FOR YARDAGE REQUIREMENTS IF RAILROADED FABRIC OR SAME CENTER POINT IS REQUIRED.

Study Carrel Tack Panel

- COM ..... ASCTPC \$ 256
- Grade 2 ..... ASCTP2 \$ 256
- Grade 3 ..... ASCTP3 \$ 334
- Grade 4 ..... ASCTP4 \$ 413
- Grade 5 ..... ASCTP5 \$ 496
- Grade 6 ..... ASCTP6 \$ 575






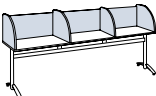
**Accessories**

- Table Floor Mount Bracket Set ..... AFB \$ 57



**Questions?**

800 876 2120

|   |             |                      |            | top and screen ><br>edge >  |   |   |
|---|-------------|----------------------|------------|---|---|---|
|   |             |                      |            | Laminate<br>Flat PVC  | Laminate<br>Flat Wood   | Veneer<br>Flat Wood   |
|   |             |                      |            |  |  |  |
|   |             |                      |            | edge ordering code ><br>top thickness >   | edge ordering code ><br>top thickness >   | edge ordering code ><br>top thickness >   |
|   |             |                      |            | top thickness price >   | top thickness price >   | top thickness price >   |
| Description   |             | Model #              | Product Wt | LP2S<br>1 1/4"  | LW2S<br>1 1/4"  | VW2S<br>1 1/4"  |
| <b>SI</b>   |             |                      |            |   |   |   |
| <b>One Section</b>  |             |                      |            |   |   |   |
|    | 36 x 42 Fix | <b>VISI 3642REFX</b> | 119        | 2822  | 4975  | 6155  |
|   | 36 x 48 Fix | <b>VISI 3648REFX</b> | 129        | 2825  | 5036  | 6215  |
| <b>Two Section</b>  |             |                      |            |   |   |   |
|   | 36 x 60 Fix | <b>V2SI 3660REFX</b> | 174        | 4098  | 7103  | 8318  |
|   | 36 x 72 Fix | <b>V2SI 3672REFX</b> | 199        | 4257  | 7466  | 8902  |
|   | 36 x 84 Fix | <b>V2SI 3684REFX</b> | 224        | 4604  | 7949  | 9359  |
| <b>Three Section</b>  |             |                      |            |   |   |   |
|  | 36 x 90 Fix | <b>V3SI 3690REFX</b> | 249        | 5661  | 9860  | 11208   |
|   | 36 x 96 Fix | <b>V3SI 3696REFX</b> | 261        | 5806  | 10170   | 11514   |

**To Order, Specify...**

- 1 Model Number
- 2 Top Material
- 3 Edge Style and Thickness
- 4 Edge Color
- 5 Base Color
- 6 Additional Options





**Base Options**

|                                      |     |        |
|--------------------------------------|-----|--------|
| Alternate Table Height               |     |        |
| 32" & Under .....                    | BAH | \$ 100 |
| Alternate Table Height               |     |        |
| 32" & Over .....                     | BSP | call   |
| Stretcher Rail (Finish same as base) |     |        |
| Tables 36" H & Over Require a        |     |        |
| Stretcher Rail .....                 | BSC | \$ 243 |

**Finish Options**

|                             |     |        |
|-----------------------------|-----|--------|
| Powder Coat, Standard ..... | n/c |        |
| Powder Coat, Premium .....  |     | \$ 165 |
| Platinum .....              |     | \$ 488 |

**Top Options**

|                                  |     |        |
|----------------------------------|-----|--------|
| Table Link (ends only) .....     | TLE | \$ 135 |
| Special Laminate .....           | TSP | call   |
| Custom Cutout (per cutout) ..... | TCC | \$ 120 |

**Power & Data Options**

Please reference the Power + Data Price List

**Wire Management Options**

|                               |     |        |
|-------------------------------|-----|--------|
| Basket, Under Top Mount ..... | WBT | \$ 97  |
| Cable Hook Legway .....       | WCK | \$ 119 |
| Canvas Legway .....           | WCL | \$ 100 |
| Plastic Legway .....          | WRL | \$ 78  |
| 1 Oval Brush Grommet -        |     |        |
| Provide Location Print .....  | WOG | \$ 97  |
| 1 Round Grommet -             |     |        |
| Provide Location Print .....  | WRG | \$ 76  |

**Upholstery Options**

COM yardage requirements of one yard of fabric for each Study Carrel tack panel is based on a material width of 54" with no consideration for repeat. For material other than 54" wide, contact Versteel for yardage requirements.

**NOTE** ALL FABRICS ARE CUT UP THE ROLL TO MAXIMIZE YIELD AND WEAR PERFORMANCE. CONTACT VERSTEEL FOR YARDAGE REQUIREMENTS IF RAILROADED FABRIC OR SAME CENTER POINT IS REQUIRED.

**Study Carrel Tack Panel**


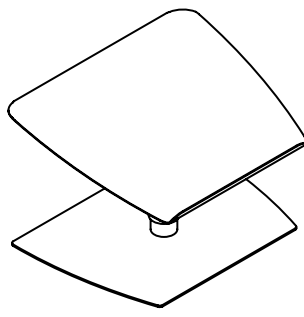
|               |        |        |
|---------------|--------|--------|
| COM .....     | ASCTPC | \$ 256 |
| Grade 2 ..... | ASCTP2 | \$ 256 |
| Grade 3 ..... | ASCTP3 | \$ 334 |
| Grade 4 ..... | ASCTP4 | \$ 413 |
| Grade 5 ..... | ASCTP5 | \$ 496 |
| Grade 6 ..... | ASCTP6 | \$ 575 |

**Accessories**

|                                     |     |       |
|-------------------------------------|-----|-------|
| Table Floor Mount Bracket Set ..... | AFB | \$ 57 |
|-------------------------------------|-----|-------|

Questions?

800 876 2120

|   | Description                                       | Model #          | Product Wt | Price  |
|---|---|------------------|------------|--|
|  | 14 x 17 Tabletop Lectern<br>Pin Height Adjustable | <b>TTLE 1417</b> | 15         | 291 <div style="text-align: right; margin-top: 20px;">  <p><b>Sample Base Model</b><br/> <b>Tabletop Lectern</b><br/>           14 x 17 <b>TTLE 1417</b> \$291<br/>           (pin height adjustment)</p> <p><b>Specify</b><br/>           Frame Color</p> </div> <p><small><b>Note:</b> Tabletop lectern not available with transparent powder coats</small></p> |

To Order, Specify...

- 1 Model Number
- 2 Frame Color




**Table Top Construction**

The Maker Project Maple butcher block tops are 1 3/4" thick, constructed with kiln-dried, uniform-width staves face-glued in a continuous length pattern with square corners. Tops are shipped pre-drilled for field installation of bases and accessories.

**Table Heights**

Tables are offered in 29", 36" and 42" table heights. Three adjustable height base options are available on the 24" to 48" wide and 48" to 96" long, 29" high Maker Utility tables (see Options page). Occasional tables are standard in 16" table height. Alternate heights may be available, contact Versteel Customer Service for availability and quote.

**Maker Utility Stool Construction + Finish**

Seats are 1" thick Birch plywood with a Clear Matte (MCL2) or Clear Gloss (MCL3) finish. Alternate Wood Finishes are available, an upcharge will apply when specified. ABS knock in glides. Stools are available in 18", 24" and 29" fixed and adjustable heights. The Adjustable height stools have a maximum height adjustment of 1 1/2".

**Maker Utility + Maker A Bench Construction**

The Maker Project Utility and Maker A Maple butcher block benches are 1 3/4" thick, constructed with kiln-dried, uniform-width staves face-glued in a continuous length pattern. The seat height for the bench is 18". Upholstered seat cushions may be ordered for the Maker Utility bench. If desired the Maker A bench may be specified with a fully upholstered seat.

**Maker Chair + Stool Construction**

The Maker Project Maple butcher block chair and stool seat and back are 1" thick, constructed with kiln-dried, uniform-width staves face-glued in a continuous length pattern. The 3/4" square tube frame has ABS knock in glides. The seat height for the chair is 18" with two stool seat heights of 24" and 29".

**Finish & Sheen**

Butcher block tops and bench can be specified in either a Clear Matte (MCL2) or Clear Gloss (MCL3) finish.

Alternate wood finishes are available on the Maple butcher block table and bench. An upcharge will apply when an alternate wood finish is specified.

The Maple butcher block chair and stool seats and backs are standard with Clear Gloss finish. Clear Matte (MCL2) or an alternate wood finish is available. An upcharge will apply when an alternate wood finish is specified.

**Casters**

Heavy duty locking swivel casters are available on the following Maker products.

|                            |            |
|----------------------------|------------|
| Utility table . . . . .    | 6" casters |
| Occasional table . . . . . | 3" casters |
| Whiteboard . . . . .       | 4" casters |

**NOTE** NOT AVAILABLE ON BENCHES, CHAIRS, STOOLS OR MAKER A

**Glides**

Adjustable glides are available on the following Maker products.

Utility and Occasional tables

Benches

**NOTE** NOT AVAILABLE ON WHITEBOARD

**Lighting**

Floor lamp, clamp on light and light bar are shipped with LED bulbs. The Maple hardwood accent on the end of the horizontal tube is standard with either the Clear Gloss or Clear Matte finish. The Alternate Wood Finishes are available with no upcharge.

**Quickship Program**

Available for select products in the The Maker Project seating line.

The Versteel Quickship Program consists of up to 50 tables, 25 tables with modesty panels or 100 chairs in 10 working days from time of order (received by 12pm EST).

Orders must be accompanied by final material and finish specifications for order entry. They must be clearly marked "Quickship" and consist of products from the program. Quickship orders cannot be changed or cancelled, and credit approval must be acquired within 24 hours.

**Shipping Schedule**

**Standard Items**

|                    |                 |
|--------------------|-----------------|
| Tables + Benches   | 5 WEEKS         |
| Stools             | 3 WEEKS         |
| Seating            | 3-4 WEEKS       |
| Quickship Products | 10 WORKING DAYS |

Contact Versteel Customer Service for special lead time requests.

**BIFMA**

All Versteel products are constructed to pass the relevant ANSI/BIFMA standards. For more detailed specifications by series and base style, contact Versteel Customer Service at 800.876.2120.

Additional information regarding warranty, terms and conditions, shipping, care and maintenance, etc. can be found in the All Tables price list.

**Care of Butcher Block Tops**

Clean all surfaces frequently with water-dampened soft cloth, moving the cloth with the grain direction. Quickly buff dry. Immediately remove any liquids that come in contact with wood surfaces using a blotting action to absorb liquid. Lift objects to move them. Never pull them across the finished surface.

Avoid exposing furniture to extreme heat and cold or to wide humidity variances. Avoid exposing furniture to strong sunlight. Do not use soaps, commercial cleaners or harsh solvents (nail polish remover, acetates, etc.) as they will cause finish deterioration.

**Care of Powder Coat**

Clean with a mild soap solution and rinse with clean, clear water. Wipe the entire surface and follow with a clean, dry cloth to buff dry.

### To Order, Specify...

- 1 Model Number
- 2 Wood Finish
- 3 Base Color
- 4 Additional Options

| base model |           |           |              |                    | finish selections |             | options              |
|------------|-----------|-----------|--------------|--------------------|-------------------|-------------|----------------------|
| <b>MKA</b> | <b>54</b> | <b>RD</b> | <b>H29</b>   | <b>WB3R</b>        | <b>MCL2</b>       | <b>PCRY</b> | <b>ECHR</b>          |
| series     | top size  | top shape | table height | top, edge & corner | wood finish       | wood finish | additional option(s) |

A **MKA 54RDH29 WB3R** is a Maker A series 54" round table with fixed base, 29" table height with a 1 3/4" thick butcher block top.

The codes **MCL2 / PCRY** specifies a Clear Matte finish for the top and a Crystal base.

Model Number **MKA 54RD H29 WB3R**



### Orders may be sent via

#### Mailing Address

Versteel  
2332 Cathy Lane  
Jasper IN 47546

### Contact Versteel

Email [contact@versteel.com](mailto:contact@versteel.com)  
Phone 800 876 2120  
812 634 2120  
Fax 812 482 9318

**Finish + Sheen**

The Maker Project models can be specified in either a Clear Matte (MCL2) or Clear Gloss (MCL3) finish.

The below Alternate wood finishes are available. Refer to product pages for upcharge.

**Alternate Wood Finishes\***

|                              |       |
|------------------------------|-------|
| Beach . . . . .              | WBEA  |
| Blossom Cherry . . . . .     | WBLC  |
| Brighton Walnut . . . . .    | .WBRW |
| Caramel Maple . . . . .      | WCMM  |
| Chestnut . . . . .           | WCHE  |
| Cordovan Cherry . . . . .    | .WCNC |
| Drift . . . . .              | .WDRI |
| Espresso Walnut . . . . .    | .WESW |
| Fawn . . . . .               | .WFAW |
| Fog . . . . .                | .WFOG |
| Forest . . . . .             | .WFOR |
| Golden Cherry . . . . .      | .WGNC |
| Java Cherry . . . . .        | .WJAC |
| Millwork Cherry . . . . .    | .WMWC |
| Pebble . . . . .             | .WPEB |
| Seaside . . . . .            | .WSEA |
| Solar Maple . . . . .        | .WSLM |
| Sugar Maple . . . . .        | .WSUM |
| Terra Cotta . . . . .        | .WTEC |
| Whisper . . . . .            | .WWHI |
| Stain Finish Match . . . . . | .OSM  |

\*Finishes will vary from standard Versteel product when applied to butcher block.

**Metal Processing**

Studio Steel® is Versteel’s “urban fabrication” process which leaves the telltale signs of welding and assembly on the surface, highlighting a manufacturing aesthetic. Choosing a clear or transparent powder coat is recommended, allowing tonal striations (created as a result of extreme heat), natural textures, and the inherent qualities of raw steel to show through.

**Powder Coat Finishes**

All powder coat finishes in the Versteel offering have been formulated with the use of epoxy, polyester or epoxy and polyester blends to maximize the finish durability.

|                                  |                 |
|----------------------------------|-----------------|
| Powder Coat – Standard . . . . . | .n/c            |
| Powder Coat – Premium . . . . .  | \$165 per chair |

**Powder Coat Colors**

|                          |       |   |                                   |       |
|--------------------------|-------|---|-----------------------------------|-------|
| Alloy . . . . .          | .PALY | ◆ | Matte . . . . .                   | .PMAT |
| Amethyst . . . . .       | .PAME |   | Mica . . . . .                    | .PMIC |
| Anthracite . . . . .     | .PANT |   | Mint . . . . .                    | .PMNT |
| Black Anodized . . . . . | .PBLA |   | Navy . . . . .                    | .PNAV |
| Bronze . . . . .         | .PBRO |   | Nimbus . . . . .                  | .PNIM |
| Calypso . . . . .        | .PCAL |   | Nutmeg . . . . .                  | .PNUT |
| Carbon . . . . .         | .PCAR | ◆ | Pacific . . . . .                 | .PPAC |
| Champagne . . . . .      | .PCHA |   | Pearl . . . . .                   | .PPEA |
| Coconut . . . . .        | .PCOC |   | Pebble . . . . .                  | .PPEB |
| ◆ Copper . . . . .       | .PCOP |   | Poppy . . . . .                   | .PPOP |
| Crimson . . . . .        | .PCRI | ◆ | Raven . . . . .                   | .PRAV |
| ◆ Crystal . . . . .      | .PCRY |   | Royal . . . . .                   | .PROY |
| Daffodil . . . . .       | .PDAF |   | Seaside . . . . .                 | .PSEA |
| Ebony . . . . .          | .PEBO |   | Shipyard . . . . .                | .PSHI |
| Forest . . . . .         | .PFOR |   | Silver . . . . .                  | .PSIL |
| Fossil . . . . .         | .PFOS |   | Snow . . . . .                    | .PSNO |
| ◆ Garnet . . . . .       | .PGAR |   | Stone . . . . .                   | .PSTO |
| ◆ Gold . . . . .         | .PGOL |   | Storm . . . . .                   | .PSTM |
| Graphite . . . . .       | .PGRA |   | Terra Cotta . . . . .             | .PTEC |
| ● Hope . . . . .         | .PHOP |   | Whisper . . . . .                 | .PWHI |
| Kelly Green . . . . .    | .PKEG |   | White Linen . . . . .             | .PWHL |
|                          |       |   | Powder Coat Alternative . . . . . | .OPA  |

**Transparent Powder Coats (indicated by ◆)**

Please note that the transparent characteristics of these powders allow all natural welds and textures inherent to raw steel to be visible.

**Premium Powder Coats (indicated by ●)**

Versteel’s premium process uses specially formulated powder coats for a truly unique color palette.

**Finish Reference & Samples**

For finish color reference, please refer to our website. Contact Versteel Customer Service to receive actual color samples for color matches and final color approval.

**Powder Coat Alternative****Call for quotation**

Specify code **OPA** (*Powder Coat Alternative*), add cost from Versteel quotation

Powder Coat Alternative is available from Versteel. The entire RAL color reference along with hundreds of other color and finishes are available.

For Powder Coat Alternative matching, you must supply a color reference sample, or an RAL number. Versteel will review the sample for possible existing colors available and send a sample for customer approval. If no color match exists a custom match can be developed. Call Versteel Customer Service for associated upcharges on custom color development.

**Stain Finish Match****\$996 / one time charge per finish, per order**

Specify code **OSM** (*Stain Finish Match*), add \$996.00 list per finish, per order

Alternative Stain Finishes are available for veneer and wood edged tops.

For Stain Finish Matching you must supply two 4" x 4" finish color and grain reference samples. An expertly finish matched sample will be provided for customer approval.

**NOTE** CUSTOMS OR ALTERNATIVES MAY AFFECT STANDARD PRODUCTION SCHEDULES



**Adjustable Height Utility Table - Motorized**

**\$3560 / table**

Specify code **BAMMKU** (Adjustable Height - Motorized), add \$3560.00 list each

Motorized Maker Utility tables adjust electrically from 30" to 42" table height.

**Adjustable Height Utility Table - Crank**

**\$2774 / table**

Specify code **BAKMKU** (Adjustable Height - Crank), add \$2774.00 list per table.

Crank height Maker Utility tables adjust from 30" to 42" table height.

**Adjustable Height Utility Table - Pin**

**\$676 / table**

Specify code **BAPMKU** (Adjustable Height - Pin), add \$676.00 list per table

Pin adjustable height Maker Utility tables adjust from 30" to 42" table height in 2" increments.

**NOTE** BASE WIRE ACCESS OPTION (BWA) IS NOT AVAILABLE ON TABLES WITH AN ADJUSTABLE HEIGHT OPTION

**Base Wire Access**

**\$120 / Maker Utility table**

**\$60 / Maker Utility occasional table or Maker A round or square table**

Specify code **BWA2** (Base Wire Access), add \$120.00 list per Maker Utility or Maker A rectangle table.

Specify code **BWA1** (Base Wire Access), and add \$60.00 list per Maker Utility occasional table or Maker A round or square table.

When BWA2 is specified the Base Wire Access will be installed on the user left leg and the approach side right leg. When BWA1 is specified the Base Wire Access will be installed on one leg.



**Wire Trough / Cutout**

**\$529 / rectangle table**

**\$372 / round or square table**

Specify code **WTC** (Wire Trough / Cutout), add \$529.00 list per rectangle table or \$372.00 list per round or square table. Contact Versteel Customer Service for table over 96" long.

Available on Maker A tables, the 8" wide trough is open on the long sides with a 1" lip and one grommet on each of the short sides. The 3" depth below the top surface allows for electrical to be dropped through the cutout. The cutout in the top is 6" wide and is proportional to the top length. Trough will be the same color as the bases

# The Maker Project

Utility Table  
29" High (Casters)



**Questions?**

800 876 2120

⊕ Indicates Number of Bases

**Base Options**

Base Wire Access (exits above cross rail) ..... **BWA2** \$ 120

**Finish Options**

Powder Coat, Standard ..... n/c  
 Powder Coat, Premium ..... \$ 165  
 Clear Matte or Clear Gloss Wood Finish, Standard ..... \$ n/c  
 Alternate Wood Finish ..... \$ 615

**Top Options**

Custom Cutout (per cutout) ..... **TCC** \$ 120

**Power + Data Options**

Please reference the Power + Data Price List

**Wire Management Options**

1 Oval Brush Grommet, Location F ..... **WOF** \$ 97  
 1 Oval Brush Grommet, Location K ..... **WOK** \$ 97  
 2 Oval Brush Grommets, Location H ..... **WOH** \$ 194  
 1 Round Grommet, Location F ..... **WRF** \$ 76  
 1 Round Grommet, Location K ..... **WRK** \$ 76  
 2 Round Grommets, Location H ..... **WRH** \$ 152

|  | Description | Model #                | Product Wt | top >                                |
|--|-------------|------------------------|------------|--------------------------------------|
|  |             |                        |            | Wood                                 |
|  |             |                        |            | Butcher Block                        |
|  |             |                        |            | <b>WB3S</b>                          |
|  |             |                        |            | edge ordering code (square corner) > |
|  |             |                        |            | <b>1 3/4"</b>                        |
|  |             |                        |            | top thickness price >                |
|  | 24 x 48 Fix | <b>MKU 2448REH29 C</b> | 170        | 3549                                 |
|  | 24 x 54 Fix | <b>MKU 2454REH29 C</b> | 180        | 3971                                 |
|  | 24 x 60 Fix | <b>MKU 2460REH29 C</b> | 190        | 3971                                 |
|  | 24 x 66 Fix | <b>MKU 2466REH29 C</b> | 200        | 4173                                 |
|  | 24 x 72 Fix | <b>MKU 2472REH29 C</b> | 210        | 4396                                 |
|  | 24 x 78 Fix | <b>MKU 2478REH29 C</b> | 219        | 4834                                 |
|  | 24 x 84 Fix | <b>MKU 2484REH29 C</b> | 229        | 5063                                 |
|  | 24 x 90 Fix | <b>MKU 2490REH29 C</b> | 239        | 5425                                 |
|  | 24 x 96 Fix | <b>MKU 2496REH29 C</b> | 249        | 5696                                 |
|  | 30 x 48 Fix | <b>MKU 3048REH29 C</b> | 197        | 3940                                 |
|  | 30 x 54 Fix | <b>MKU 3054REH29 C</b> | 208        | 4456                                 |
|  | 30 x 60 Fix | <b>MKU 3060REH29 C</b> | 219        | 4456                                 |
|  | 30 x 66 Fix | <b>MKU 3066REH29 C</b> | 224        | 4697                                 |
|  | 30 x 72 Fix | <b>MKU 3072REH29 C</b> | 235        | 4971                                 |
|  | 30 x 78 Fix | <b>MKU 3078REH29 C</b> | 242        | 5554                                 |
|  | 30 x 84 Fix | <b>MKU 3084REH29 C</b> | 247        | 5830                                 |
|  | 30 x 90 Fix | <b>MKU 3090REH29 C</b> | 256        | 6278                                 |
|  | 30 x 96 Fix | <b>MKU 3096REH29 C</b> | 264        | 6617                                 |
|  | 36 x 48 Fix | <b>MKU 3648REH29 C</b> | 206        | 4366                                 |
|  | 36 x 54 Fix | <b>MKU 3654REH29 C</b> | 218        | 4984                                 |
|  | 36 x 60 Fix | <b>MKU 3660REH29 C</b> | 230        | 4984                                 |
|  | 36 x 66 Fix | <b>MKU 3666REH29 C</b> | 237        | 5275                                 |
|  | 36 x 72 Fix | <b>MKU 3672REH29 C</b> | 249        | 5611                                 |
|  | 36 x 78 Fix | <b>MKU 3678REH29 C</b> | 256        | 6435                                 |
|  | 36 x 84 Fix | <b>MKU 3684REH29 C</b> | 263        | 6784                                 |
|  | 36 x 90 Fix | <b>MKU 3690REH29 C</b> | 273        | 7338                                 |
|  | 36 x 96 Fix | <b>MKU 3696REH29 C</b> | 283        | 7750                                 |

**To Order, Specify...**

- 1 Model Number
- 2 Wood Finish
- 3 Base Color
- 4 Additional Options



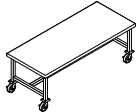


**Base Options** **Code Price**  
Base Wire Access (exits above cross rail) ..... **BWA2** \$ 120

**Finish Options**  
Powder Coat, Standard ..... n/c  
Powder Coat, Premium..... \$ 165  
Clear Matte or Clear Gloss Wood Finish, Standard..... \$ n/c  
Alternate Wood Finish ..... \$ 615

**Top Options**  
Custom Cutout (per cutout) ..... **TCC** \$ 120

**Power + Data Options**  
Please reference the Power + Data Price List

**Wire Management Options**  
1 Oval Brush Grommet, Location F.....**WOF** \$ 97  
1 Oval Brush Grommet, Location K.....**WOK** \$ 97  
2 Oval Brush Grommets, Location H.....**WOH** \$ 194  
1 Round Grommet, Location F .....**WRF** \$ 76  
1 Round Grommet, Location K .....**WRK** \$ 76  
2 Round Grommets, Location H .....**WRH** \$ 152

|   | Description  | Model #   | Product Wt | top >                                |             |
|---|--------------|---|------------|--------------------------------------|-------------|
|   |              |   |            | Wood Butcher Block                   |             |
|   |              |   |            | edge ordering code (square corner) > | <b>WB3S</b> |
|   |              |   |            | top thickness price >                | 1 3/4"      |
|  | 42 x 60 Fix  | <b>MKU 4260REH29 C</b>  | 237        | 5696                                 |             |
|   | 42 x 66 Fix  | <b>MKU 4266REH29 C</b>  | 250        | 6205                                 |             |
|   | 42 x 72 Fix  | <b>MKU 4272REH29 C</b>  | 258        | 6775                                 |             |
|   | 42 x 78 Fix  | <b>MKU 4278REH29 C</b>  | 269        | 7380                                 |             |
|   | 42 x 84 Fix  | <b>MKU 4284REH29 C</b>  | 280        | 8022                                 |             |
|   | 42 x 90 Fix  | <b>MKU 4290REH29 C</b>  | 288        | 8458                                 |             |
|   | 42 x 96 Fix  | <b>MKU 4296REH29 C</b>  | 296        | 9202                                 |             |
|   | 42 x 120 Fix | <b>MKU 42120REH29 C</b>  | 329        | 12180                                |             |
|   | 48 x 72 Fix  | <b>MKU 4872REH29 C</b>  | 228        | 7679                                 |             |
|   | 48 x 78 Fix  | <b>MKU 4878REH29 C</b>  | 239        | 8395                                 |             |
|   | 48 x 84 Fix  | <b>MKU 4884REH29 C</b>  | 251        | 9131                                 |             |
|   | 48 x 90 Fix  | <b>MKU 4890REH29 C</b>  | 260        | 9648                                 |             |
|   | 48 x 96 Fix  | <b>MKU 4896REH29 C</b>  | 270        | 10804                                |             |
|   | 48 x 120 Fix | <b>MKU 48120REH29 C</b>  | 308        | 14273                                |             |

# The Maker Project

Utility Table  
29" High (Glides)



**Questions?**

800 876 2120

⊕ Indicates Number of Bases

**Base Options**

Base Wire Access (exits below cross rail) ..... **BWA2** \$ 120

**Finish Options**

Powder Coat, Standard ..... n/c  
 Powder Coat, Premium..... \$ 165  
 Clear Matte or Clear Gloss Wood Finish, Standard..... \$ n/c  
 Alternate Wood Finish ..... \$ 615

**Top Options**

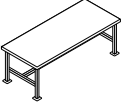
Custom Cutout (per cutout) ..... **TCC** \$ 120

**Power + Data Options**

Please reference the Power + Data Price List

**Wire Management Options**

1 Oval Brush Grommet, Location F..... **WOF** \$ 97  
 1 Oval Brush Grommet, Location K..... **WOK** \$ 97  
 2 Oval Brush Grommets, Location H..... **WOH** \$ 194  
 1 Round Grommet, Location F ..... **WRF** \$ 76  
 1 Round Grommet, Location K ..... **WRK** \$ 76  
 2 Round Grommets, Location H ..... **WRH** \$ 152

|   | Description | Model #                | Product Wt | top >                                |             |
|---|-------------|------------------------|------------|--------------------------------------|-------------|
|   |             |                        |            | Wood Butcher Block                   |             |
|   |             |                        |            | edge ordering code (square corner) > | <b>WB3S</b> |
|   |             |                        |            | top thickness price >                | 1 3/4"      |
|  | 24 x 48 Fix | <b>MKU 2448REH29 G</b> | 175        | 3142                                 |             |
|   | 24 x 54 Fix | <b>MKU 2454REH29 G</b> | 185        | 3566                                 |             |
|   | 24 x 60 Fix | <b>MKU 2460REH29 G</b> | 195        | 3566                                 |             |
|   | 24 x 66 Fix | <b>MKU 2466REH29 G</b> | 205        | 3767                                 |             |
|   | 24 x 72 Fix | <b>MKU 2472REH29 G</b> | 214        | 3989                                 |             |
|   | 24 x 78 Fix | <b>MKU 2478REH29 G</b> | 224        | 4427                                 |             |
|   | 24 x 84 Fix | <b>MKU 2484REH29 G</b> | 234        | 4654                                 |             |
|   | 24 x 90 Fix | <b>MKU 2490REH29 G</b> | 244        | 5018                                 |             |
|   | 24 x 96 Fix | <b>MKU 2496REH29 G</b> | 254        | 5290                                 |             |
|   | 30 x 48 Fix | <b>MKU 3048REH29 G</b> | 193        | 3535                                 |             |
|   | 30 x 54 Fix | <b>MKU 3054REH29 G</b> | 204        | 4050                                 |             |
|   | 30 x 60 Fix | <b>MKU 3060REH29 G</b> | 216        | 4050                                 |             |
|   | 30 x 66 Fix | <b>MKU 3066REH29 G</b> | 227        | 4290                                 |             |
|   | 30 x 72 Fix | <b>MKU 3072REH29 G</b> | 238        | 4567                                 |             |
|   | 30 x 78 Fix | <b>MKU 3078REH29 G</b> | 250        | 5150                                 |             |
|   | 30 x 84 Fix | <b>MKU 3084REH29 G</b> | 261        | 5425                                 |             |
|   | 30 x 90 Fix | <b>MKU 3090REH29 G</b> | 273        | 5872                                 |             |
|   | 30 x 96 Fix | <b>MKU 3096REH29 G</b> | 284        | 6212                                 |             |
|   | 36 x 48 Fix | <b>MKU 3648REH29 G</b> | 210        | 3962                                 |             |
|   | 36 x 54 Fix | <b>MKU 3654REH29 G</b> | 223        | 4576                                 |             |
|   | 36 x 60 Fix | <b>MKU 3660REH29 G</b> | 236        | 4576                                 |             |
|   | 36 x 66 Fix | <b>MKU 3666REH29 G</b> | 249        | 4870                                 |             |
|   | 36 x 72 Fix | <b>MKU 3672REH29 G</b> | 262        | 5206                                 |             |
|   | 36 x 78 Fix | <b>MKU 3678REH29 G</b> | 276        | 6029                                 |             |
|   | 36 x 84 Fix | <b>MKU 3684REH29 G</b> | 289        | 6380                                 |             |
|   | 36 x 90 Fix | <b>MKU 3690REH29 G</b> | 302        | 6930                                 |             |
|   | 36 x 96 Fix | <b>MKU 3696REH29 G</b> | 315        | 7344                                 |             |

**To Order, Specify...**

- 1 Model Number
- 2 Wood Finish
- 3 Base Color
- 4 Additional Options



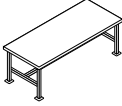


**Base Options** **Code Price**  
Base Wire Access (exits below cross rail) ..... **BWA2** \$ 120

**Finish Options**  
Powder Coat, Standard ..... n/c  
Powder Coat, Premium..... \$ 165  
Clear Matte or Clear Gloss Wood Finish, Standard..... \$ n/c  
Alternate Wood Finish ..... \$ 615

**Top Options**  
Custom Cutout (per cutout) ..... **TCC** \$ 120

**Power + Data Options**  
Please reference the Power + Data Price List

**Wire Management Options**  
1 Oval Brush Grommet, Location F.....**WOF** \$ 97  
1 Oval Brush Grommet, Location K.....**WOK** \$ 97  
2 Oval Brush Grommets, Location H.....**WOH** \$ 194  
1 Round Grommet, Location F .....**WRF** \$ 76  
1 Round Grommet, Location K .....**WRK** \$ 76  
2 Round Grommets, Location H .....**WRH** \$ 152

|   | Description  | Model #   | Product Wt | top >                                |             |
|---|--------------|---|------------|--------------------------------------|-------------|
|   |              |   |            | Wood Butcher Block                   |             |
|   |              |   |            | edge ordering code (square corner) > | <b>WB3S</b> |
|   |              |   |            | top thickness price >                | 1 3/4"      |
|  | 42 x 60 Fix  | <b>MKU 4260REH29 G</b>  | 257        | 5403                                 |             |
|   | 42 x 66 Fix  | <b>MKU 4266REH29 G</b>  | 272        | 5801                                 |             |
|   | 42 x 72 Fix  | <b>MKU 4272REH29 G</b>  | 286        | 6370                                 |             |
|   | 42 x 78 Fix  | <b>MKU 4278REH29 G</b>  | 301        | 6974                                 |             |
|   | 42 x 84 Fix  | <b>MKU 4284REH29 G</b>  | 316        | 7614                                 |             |
|   | 42 x 90 Fix  | <b>MKU 4290REH29 G</b>  | 331        | 8052                                 |             |
|   | 42 x 96 Fix  | <b>MKU 4296REH29 G</b>  | 345        | 8798                                 |             |
|   | 42 x 120 Fix | <b>MKU 42120REH29 G</b>  | 426        | 11668                                |             |
|   | 48 x 72 Fix  | <b>MKU 4872REH29 G</b>  | 310        | 7274                                 |             |
|   | 48 x 78 Fix  | <b>MKU 4878REH29 G</b>  | 327        | 7989                                 |             |
|   | 48 x 84 Fix  | <b>MKU 4884REH29 G</b>  | 343        | 8723                                 |             |
|   | 48 x 90 Fix  | <b>MKU 4890REH29 G</b>  | 360        | 9243                                 |             |
|   | 48 x 96 Fix  | <b>MKU 4896REH29 G</b>  | 376        | 10396                                |             |
|   | 48 x 120 Fix | <b>MKU 48120REH29 G</b>  | 465        | 13765                                |             |

# The Maker Project

Utility Table  
36" High (Casters)



**Questions?**

800 876 2120

⊕ Indicates Number of Bases

**Base Options**

Base Wire Access (exits above cross rail) ..... **BWA2** \$ 120

**Finish Options**

Powder Coat, Standard ..... n/c  
 Powder Coat, Premium..... \$ 165  
 Clear Matte or Clear Gloss Wood Finish, Standard..... \$ n/c  
 Alternate Wood Finish ..... \$ 615

**Top Options**

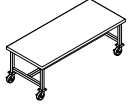
Custom Cutout (per cutout) ..... **TCC** \$ 120

**Power + Data Options**

Please reference the Power + Data Price List

**Wire Management Options**

1 Oval Brush Grommet, Location F..... **WOF** \$ 97  
 1 Oval Brush Grommet, Location K..... **WOK** \$ 97  
 2 Oval Brush Grommets, Location H..... **WOH** \$ 194  
 1 Round Grommet, Location F ..... **WRF** \$ 76  
 1 Round Grommet, Location K ..... **WRK** \$ 76  
 2 Round Grommets, Location H ..... **WRH** \$ 152

|   | Description | Model #                | Product Wt | top >                                |             |
|---|-------------|------------------------|------------|--------------------------------------|-------------|
|   |             |                        |            | Wood Butcher Block                   |             |
|   |             |                        |            | edge ordering code (square corner) > | <b>WB3S</b> |
|   |             |                        |            | top thickness price >                | 1 3/4"      |
|  | 24 x 48 Fix | <b>MKU 2448REH36 C</b> | 178        | 3575                                 |             |
|   | 24 x 54 Fix | <b>MKU 2454REH36 C</b> | 188        | 3998                                 |             |
|   | 24 x 60 Fix | <b>MKU 2460REH36 C</b> | 198        | 3998                                 |             |
|   | 24 x 66 Fix | <b>MKU 2466REH36 C</b> | 208        | 4200                                 |             |
|   | 24 x 72 Fix | <b>MKU 2472REH36 C</b> | 218        | 4423                                 |             |
|   | 24 x 78 Fix | <b>MKU 2478REH36 C</b> | 227        | 4859                                 |             |
|   | 24 x 84 Fix | <b>MKU 2484REH36 C</b> | 237        | 5092                                 |             |
|   | 24 x 90 Fix | <b>MKU 2490REH36 C</b> | 247        | 5451                                 |             |
|   | 24 x 96 Fix | <b>MKU 2496REH36 C</b> | 257        | 5725                                 |             |
|   | 30 x 48 Fix | <b>MKU 3048REH36 C</b> | 205        | 3967                                 |             |
|   | 30 x 54 Fix | <b>MKU 3054REH36 C</b> | 216        | 4482                                 |             |
|   | 30 x 60 Fix | <b>MKU 3060REH36 C</b> | 227        | 4482                                 |             |
|   | 30 x 66 Fix | <b>MKU 3066REH36 C</b> | 232        | 4725                                 |             |
|   | 30 x 72 Fix | <b>MKU 3072REH36 C</b> | 243        | 4999                                 |             |
|   | 30 x 78 Fix | <b>MKU 3078REH36 C</b> | 250        | 5583                                 |             |
|   | 30 x 84 Fix | <b>MKU 3084REH36 C</b> | 255        | 5859                                 |             |
|   | 30 x 90 Fix | <b>MKU 3090REH36 C</b> | 264        | 6307                                 |             |
|   | 30 x 96 Fix | <b>MKU 3096REH36 C</b> | 272        | 6645                                 |             |
|   | 36 x 48 Fix | <b>MKU 3648REH36 C</b> | 214        | 4396                                 |             |
|   | 36 x 54 Fix | <b>MKU 3654REH36 C</b> | 226        | 5011                                 |             |
|   | 36 x 60 Fix | <b>MKU 3660REH36 C</b> | 238        | 5011                                 |             |
|   | 36 x 66 Fix | <b>MKU 3666REH36 C</b> | 245        | 5302                                 |             |
|   | 36 x 72 Fix | <b>MKU 3672REH36 C</b> | 247        | 5638                                 |             |
|   | 36 x 78 Fix | <b>MKU 3678REH36 C</b> | 264        | 6463                                 |             |
|   | 36 x 84 Fix | <b>MKU 3684REH36 C</b> | 271        | 6814                                 |             |
|   | 36 x 90 Fix | <b>MKU 3690REH36 C</b> | 281        | 7366                                 |             |
|   | 36 x 96 Fix | <b>MKU 3696REH36 C</b> | 291        | 7778                                 |             |

**To Order, Specify...**

- 1 Model Number
- 2 Wood Finish
- 3 Base Color
- 4 Additional Options



**Base Options**

|   |             |        |
|---|-------------|--------|
| Base Wire Access (exits above cross rail) ..... | <b>BWA2</b> | \$ 120 |
|---|-------------|--------|

**Finish Options**

|  |  |        |
|--|--|--------|
| Powder Coat, Standard .....                            |  | n/c    |
| Powder Coat, Premium .....                             |  | \$ 165 |
| Clear Matte or Clear Gloss Wood Finish, Standard ..... |  | \$ n/c |
| Alternate Wood Finish .....                            |  | \$ 615 |

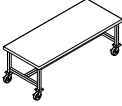
**Top Options**

|                                  |            |        |
|----------------------------------|------------|--------|
| Custom Cutout (per cutout) ..... | <b>TCC</b> | \$ 120 |
|----------------------------------|------------|--------|

**Power + Data Options**  
Please reference the Power + Data Price List

**Wire Management Options**

|   |            |        |
|---|------------|--------|
| 1 Oval Brush Grommet, Location F .....  | <b>WOF</b> | \$ 97  |
| 1 Oval Brush Grommet, Location K .....  | <b>WOK</b> | \$ 97  |
| 2 Oval Brush Grommets, Location H ..... | <b>WOH</b> | \$ 194 |
| 1 Round Grommet, Location F .....       | <b>WRF</b> | \$ 76  |
| 1 Round Grommet, Location K .....       | <b>WRK</b> | \$ 76  |
| 2 Round Grommets, Location H .....      | <b>WRH</b> | \$ 152 |



| Description  | Model #                 | Product Wt | top >                                |
|--------------|-------------------------|------------|--------------------------------------|
|              |                         |            | Wood Butcher Block                   |
|              |                         |            | edge ordering code (square corner) > |
|              |                         |            | <b>WB3S</b>                          |
|              |                         |            | top thickness price >                |
|              |                         |            | <b>1 3/4"</b>                        |
| 42 x 60 Fix  | <b>MKU 4260REH36 C</b>  | 245        | 5837                                 |
| 42 x 66 Fix  | <b>MKU 4266REH36 C</b>  | 258        | 6232                                 |
| 42 x 72 Fix  | <b>MKU 4272REH36 C</b>  | 266        | 6802                                 |
| 42 x 78 Fix  | <b>MKU 4278REH36 C</b>  | 277        | 7407                                 |
| 42 x 84 Fix  | <b>MKU 4284REH36 C</b>  | 288        | 8049                                 |
| 42 x 90 Fix  | <b>MKU 4290REH36 C</b>  | 296        | 8485                                 |
| 42 x 96 Fix  | <b>MKU 4296REH36 C</b>  | 304        | 9232                                 |
| 42 x 120 Fix | <b>MKU 42120REH36 C</b> | 337        | 12220                                |
| 48 x 72 Fix  | <b>MKU 4872REH36 C</b>  | 236        | 7708                                 |
| 48 x 78 Fix  | <b>MKU 4878REH36 C</b>  | 247        | 8422                                 |
| 48 x 84 Fix  | <b>MKU 4884REH36 C</b>  | 259        | 9157                                 |
| 48 x 90 Fix  | <b>MKU 4890REH36 C</b>  | 268        | 9677                                 |
| 48 x 96 Fix  | <b>MKU 4896REH36 C</b>  | 278        | 10831                                |
| 48 x 120 Fix | <b>MKU 48120REH36 C</b> | 316        | 14315                                |

# The Maker Project

Utility Table  
36" High (Glides)



**Questions?**

800 876 2120

⊕ Indicates Number of Bases

**Base Options**

Base Wire Access (exits below cross rail) ..... **BWA2** \$ 120

**Finish Options**

Powder Coat, Standard ..... n/c  
 Powder Coat, Premium..... \$ 165  
 Clear Matte or Clear Gloss Wood Finish, Standard..... \$ n/c  
 Alternate Wood Finish ..... \$ 615

**Top Options**

Custom Cutout (per cutout) ..... **TCC** \$ 120

**Power + Data Options**

Please reference the Power + Data Price List

**Wire Management Options**

1 Oval Brush Grommet, Location F..... **WOF** \$ 97  
 1 Oval Brush Grommet, Location K..... **WOK** \$ 97  
 2 Oval Brush Grommets, Location H..... **WOH** \$ 194  
 1 Round Grommet, Location F ..... **WRF** \$ 76  
 1 Round Grommet, Location K ..... **WRK** \$ 76  
 2 Round Grommets, Location H ..... **WRH** \$ 152

|  | Description | Model #                | Product Wt | top >                                |             |
|--|-------------|------------------------|------------|--------------------------------------|-------------|
|  |             |                        |            | Wood Butcher Block                   |             |
|  |             |                        |            | edge ordering code (square corner) > | <b>WB3S</b> |
|  |             |                        |            | top thickness price >                | 1 3/4"      |
|  | 24 x 48 Fix | <b>MKU 2448REH36 G</b> | 183        | 3169                                 |             |
|  | 24 x 54 Fix | <b>MKU 2454REH36 G</b> | 193        | 3593                                 |             |
|  | 24 x 60 Fix | <b>MKU 2460REH36 G</b> | 203        | 3593                                 |             |
|  | 24 x 66 Fix | <b>MKU 2466REH36 G</b> | 213        | 3794                                 |             |
|  | 24 x 72 Fix | <b>MKU 2472REH36 G</b> | 222        | 4017                                 |             |
|  | 24 x 78 Fix | <b>MKU 2478REH36 G</b> | 232        | 4454                                 |             |
|  | 24 x 84 Fix | <b>MKU 2484REH36 G</b> | 242        | 4685                                 |             |
|  | 24 x 90 Fix | <b>MKU 2490REH36 G</b> | 252        | 5047                                 |             |
|  | 24 x 96 Fix | <b>MKU 2496REH36 G</b> | 262        | 5318                                 |             |
|  | 30 x 48 Fix | <b>MKU 3048REH36 G</b> | 201        | 3561                                 |             |
|  | 30 x 54 Fix | <b>MKU 3054REH36 G</b> | 212        | 4078                                 |             |
|  | 30 x 60 Fix | <b>MKU 3060REH36 G</b> | 224        | 4078                                 |             |
|  | 30 x 66 Fix | <b>MKU 3066REH36 G</b> | 235        | 4318                                 |             |
|  | 30 x 72 Fix | <b>MKU 3072REH36 G</b> | 246        | 4593                                 |             |
|  | 30 x 78 Fix | <b>MKU 3078REH36 G</b> | 258        | 5177                                 |             |
|  | 30 x 84 Fix | <b>MKU 3084REH36 G</b> | 269        | 5451                                 |             |
|  | 30 x 90 Fix | <b>MKU 3090REH36 G</b> | 281        | 5901                                 |             |
|  | 30 x 96 Fix | <b>MKU 3096REH36 G</b> | 292        | 6240                                 |             |
|  | 36 x 48 Fix | <b>MKU 3648REH36 G</b> | 218        | 3989                                 |             |
|  | 36 x 54 Fix | <b>MKU 3654REH36 G</b> | 231        | 4604                                 |             |
|  | 36 x 60 Fix | <b>MKU 3660REH36 G</b> | 244        | 4604                                 |             |
|  | 36 x 66 Fix | <b>MKU 3666REH36 G</b> | 257        | 4896                                 |             |
|  | 36 x 72 Fix | <b>MKU 3672REH36 G</b> | 270        | 5235                                 |             |
|  | 36 x 78 Fix | <b>MKU 3678REH36 G</b> | 284        | 6060                                 |             |
|  | 36 x 84 Fix | <b>MKU 3684REH36 G</b> | 297        | 6407                                 |             |
|  | 36 x 90 Fix | <b>MKU 3690REH36 G</b> | 310        | 6960                                 |             |
|  | 36 x 96 Fix | <b>MKU 3696REH36 G</b> | 323        | 7372                                 |             |

**To Order, Specify...**

- ① Model Number
- ② Wood Finish
- ③ Base Color
- ④ Additional Options





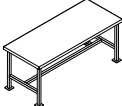


**Base Options** **Code Price**  
Base Wire Access (exits below cross rail) ..... **BWA2** \$ 120

**Finish Options**  
Powder Coat, Standard ..... n/c  
Powder Coat, Premium..... \$ 165  
Clear Matte or Clear Gloss Wood Finish, Standard..... \$ n/c  
Alternate Wood Finish ..... \$ 615

**Top Options**  
Custom Cutout (per cutout) ..... **TCC** \$ 120

**Power + Data Options**  
Please reference the Power + Data Price List

**Wire Management Options**  
1 Oval Brush Grommet, Location F.....**WOF** \$ 97  
1 Oval Brush Grommet, Location K.....**WOK** \$ 97  
2 Oval Brush Grommets, Location H.....**WOH** \$ 194  
1 Round Grommet, Location F .....**WRF** \$ 76  
1 Round Grommet, Location K .....**WRK** \$ 76  
2 Round Grommets, Location H .....**WRH** \$ 152

|   | Description  | Model #   | Product Wt | top >                                |             |
|---|--------------|---|------------|--------------------------------------|-------------|
|   |              |   |            | Wood Butcher Block                   |             |
|   |              |   |            | edge ordering code (square corner) > | <b>WB3S</b> |
|   |              |   |            | top thickness price >                | 1 3/4"      |
|  | 42 x 60 Fix  | <b>MKU 4260REH36 G</b>  | 265        | 5430                                 |             |
|   | 42 x 66 Fix  | <b>MKU 4266REH36 G</b>  | 280        | 5827                                 |             |
|   | 42 x 72 Fix  | <b>MKU 4272REH36 G</b>  | 294        | 6399                                 |             |
|   | 42 x 78 Fix  | <b>MKU 4278REH36 G</b>  | 309        | 7002                                 |             |
|   | 42 x 84 Fix  | <b>MKU 4284REH36 G</b>  | 324        | 7641                                 |             |
|   | 42 x 90 Fix  | <b>MKU 4290REH36 G</b>  | 339        | 8080                                 |             |
|   | 42 x 96 Fix  | <b>MKU 4296REH36 G</b>  | 353        | 8826                                 |             |
|   | 42 x 120 Fix | <b>MKU 42120REH36 G</b>  | 434        | 11711                                |             |
|   | 48 x 72 Fix  | <b>MKU 4872REH36 G</b>  | 318        | 7301                                 |             |
|   | 48 x 78 Fix  | <b>MKU 4878REH36 G</b>  | 335        | 8018                                 |             |
|   | 48 x 84 Fix  | <b>MKU 4884REH36 G</b>  | 351        | 8750                                 |             |
|   | 48 x 90 Fix  | <b>MKU 4890REH36 G</b>  | 368        | 9271                                 |             |
|   | 48 x 96 Fix  | <b>MKU 4896REH36 G</b>  | 384        | 10423                                |             |
|   | 48 x 120 Fix | <b>MKU 48120REH36 G</b>  | 473        | 13806                                |             |

# The Maker Project

Utility Table  
42" High (Casters)



**Questions?**

800 876 2120

⊕ Indicates Number of Bases

**Base Options**

Base Wire Access (exits above cross rail) ..... **BWA2** \$ 120

**Finish Options**

Powder Coat, Standard ..... n/c  
 Powder Coat, Premium..... \$ 165  
 Clear Matte or Clear Gloss Wood Finish, Standard..... \$ n/c  
 Alternate Wood Finish ..... \$ 615

**Top Options**

Custom Cutout (per cutout) ..... **TCC** \$ 120

**Power + Data Options**

Please reference the Power + Data Price List

**Wire Management Options**

1 Oval Brush Grommet, Location F..... **WOF** \$ 97  
 1 Oval Brush Grommet, Location K..... **WOK** \$ 97  
 2 Oval Brush Grommets, Location H..... **WOH** \$ 194  
 1 Round Grommet, Location F ..... **WRF** \$ 76  
 1 Round Grommet, Location K ..... **WRK** \$ 76  
 2 Round Grommets, Location H ..... **WRH** \$ 152

|                                      | Description | Model #                | Product Wt | top >         |
|--------------------------------------|-------------|------------------------|------------|---------------|
|                                      |             |                        |            | Wood          |
|                                      |             |                        |            | Butcher Block |
|                                      |             |                        |            | <b>WB3S</b>   |
| edge ordering code (square corner) > |             |                        |            | 1 3/4"        |
| top thickness price >                |             |                        |            | 1 3/4"        |
|                                      | 24 x 48 Fix | <b>MKU 2448REH42 C</b> | 183        | 3599          |
|                                      | 24 x 54 Fix | <b>MKU 2454REH42 C</b> | 193        | 4022          |
|                                      | 24 x 60 Fix | <b>MKU 2460REH42 C</b> | 203        | 4022          |
|                                      | 24 x 66 Fix | <b>MKU 2466REH42 C</b> | 213        | 4222          |
|                                      | 24 x 72 Fix | <b>MKU 2472REH42 C</b> | 223        | 4446          |
|                                      | 24 x 78 Fix | <b>MKU 2478REH42 C</b> | 232        | 4884          |
|                                      | 24 x 84 Fix | <b>MKU 2484REH42 C</b> | 242        | 5113          |
|                                      | 24 x 90 Fix | <b>MKU 2490REH42 C</b> | 252        | 5476          |
|                                      | 24 x 96 Fix | <b>MKU 2496REH42 C</b> | 262        | 5748          |
|                                      | 30 x 48 Fix | <b>MKU 3048REH42 C</b> | 210        | 3992          |
|                                      | 30 x 54 Fix | <b>MKU 3054REH42 C</b> | 221        | 4507          |
|                                      | 30 x 60 Fix | <b>MKU 3060REH42 C</b> | 232        | 4507          |
|                                      | 30 x 66 Fix | <b>MKU 3066REH42 C</b> | 237        | 4747          |
|                                      | 30 x 72 Fix | <b>MKU 3072REH42 C</b> | 248        | 5022          |
|                                      | 30 x 78 Fix | <b>MKU 3078REH42 C</b> | 255        | 5606          |
|                                      | 30 x 84 Fix | <b>MKU 3084REH42 C</b> | 260        | 5881          |
|                                      | 30 x 90 Fix | <b>MKU 3090REH42 C</b> | 269        | 6330          |
|                                      | 30 x 96 Fix | <b>MKU 3096REH42 C</b> | 277        | 6668          |
|                                      | 36 x 48 Fix | <b>MKU 3648REH42 C</b> | 219        | 4417          |
|                                      | 36 x 54 Fix | <b>MKU 3654REH42 C</b> | 231        | 5034          |
|                                      | 36 x 60 Fix | <b>MKU 3660REH42 C</b> | 243        | 5034          |
|                                      | 36 x 66 Fix | <b>MKU 3666REH42 C</b> | 250        | 5327          |
|                                      | 36 x 72 Fix | <b>MKU 3672REH42 C</b> | 262        | 5664          |
|                                      | 36 x 78 Fix | <b>MKU 3678REH42 C</b> | 269        | 6486          |
|                                      | 36 x 84 Fix | <b>MKU 3684REH42 C</b> | 276        | 6837          |
|                                      | 36 x 90 Fix | <b>MKU 3690REH42 C</b> | 286        | 7388          |
|                                      | 36 x 96 Fix | <b>MKU 3696REH42 C</b> | 296        | 7800          |

**To Order, Specify...**

- 1 Model Number
- 2 Wood Finish
- 3 Base Color
- 4 Additional Options



**Base Options**

|   |             |        |
|---|-------------|--------|
| Base Wire Access (exits above cross rail) ..... | <b>BWA2</b> | \$ 120 |
|---|-------------|--------|

**Finish Options**

|  |  |        |
|--|--|--------|
| Powder Coat, Standard .....                            |  | n/c    |
| Powder Coat, Premium .....                             |  | \$ 165 |
| Clear Matte or Clear Gloss Wood Finish, Standard ..... |  | \$ n/c |
| Alternate Wood Finish .....                            |  | \$ 615 |


**Top Options**

|                                  |            |        |
|----------------------------------|------------|--------|
| Custom Cutout (per cutout) ..... | <b>TCC</b> | \$ 120 |
|----------------------------------|------------|--------|

**Power + Data Options**  
Please reference the Power + Data Price List

**Wire Management Options**

|   |            |        |
|---|------------|--------|
| 1 Oval Brush Grommet, Location F .....  | <b>WOF</b> | \$ 97  |
| 1 Oval Brush Grommet, Location K .....  | <b>WOK</b> | \$ 97  |
| 2 Oval Brush Grommets, Location H ..... | <b>WOH</b> | \$ 194 |
| 1 Round Grommet, Location F .....       | <b>WRF</b> | \$ 76  |
| 1 Round Grommet, Location K .....       | <b>WRK</b> | \$ 76  |
| 2 Round Grommets, Location H .....      | <b>WRH</b> | \$ 152 |



| Description  | Model #                   | Product Wt | top >                                |
|--------------|---------------------------|------------|--------------------------------------|
|              |                           |            | Wood Butcher Block                   |
|              |                           |            | edge ordering code (square corner) > |
|              |                           |            | <b>WB3S</b>                          |
|              |                           |            | top thickness price >                |
|              |                           |            | 1 3/4"                               |
| 42 x 60 Fix  | <b>MKU 4260REH42 C</b>    | 250        | 5861                                 |
| 42 x 66 Fix  | <b>MKU 4266REH42 C</b>    | 263        | 6256                                 |
| 42 x 72 Fix  | <b>MKU 4272REH42 C</b>    | 271        | 6827                                 |
| 42 x 78 Fix  | <b>MKU 4278REH42 C</b>    | 282        | 7431                                 |
| 42 x 84 Fix  | <b>MKU 4284REH42 C</b>    | 293        | 8073                                 |
| 42 x 90 Fix  | <b>MKU 4290REH42 C</b>    | 301        | 8510                                 |
| 42 x 96 Fix  | <b>MKU 4296REH42 C</b>    | 309        | 9252                                 |
| 42 x 120 Fix | <b>MKU 42120REH42 C</b> ⑤ | 342        | 12255                                |
| 48 x 72 Fix  | <b>MKU 4872REH42 C</b>    | 287        | 7731                                 |
| 48 x 78 Fix  | <b>MKU 4878REH42 C</b>    | 336        | 8446                                 |
| 48 x 84 Fix  | <b>MKU 4884REH42 C</b>    | 353        | 9183                                 |
| 48 x 90 Fix  | <b>MKU 4890REH42 C</b>    | 369        | 9701                                 |
| 48 x 96 Fix  | <b>MKU 4896REH42 C</b>    | 385        | 10854                                |
| 48 x 120 Fix | <b>MKU 48120REH42 C</b> ⑤ | 479        | 14350                                |

# The Maker Project

Utility Table  
42" High (Glides)



**Questions?**

800 876 2120

⊕ Indicates Number of Bases

**Base Options**

Base Wire Access (exits below cross rail) ..... **BWA2** \$ 120

**Finish Options**

Powder Coat, Standard ..... n/c  
 Powder Coat, Premium..... \$ 165  
 Clear Matte or Clear Gloss Wood Finish, Standard..... \$ n/c  
 Alternate Wood Finish ..... \$ 615

**Top Options**

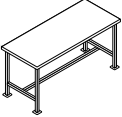
Custom Cutout (per cutout) ..... **TCC** \$ 120

**Power + Data Options**

Please reference the Power + Data Price List

**Wire Management Options**

1 Oval Brush Grommet, Location F..... **WOF** \$ 97  
 1 Oval Brush Grommet, Location K..... **WOK** \$ 97  
 2 Oval Brush Grommets, Location H..... **WOH** \$ 194  
 1 Round Grommet, Location F ..... **WRF** \$ 76  
 1 Round Grommet, Location K ..... **WRK** \$ 76  
 2 Round Grommets, Location H ..... **WRH** \$ 152

|   | Description | Model #                | Product Wt | top >                                |             |
|---|-------------|------------------------|------------|--------------------------------------|-------------|
|   |             |                        |            | Wood Butcher Block                   |             |
|   |             |                        |            | edge ordering code (square corner) > | <b>WB3S</b> |
|   |             |                        |            | top thickness price >                | 1 3/4"      |
|  | 24 x 48 Fix | <b>MKU 2448REH42 G</b> | 188        | 3192                                 |             |
|   | 24 x 54 Fix | <b>MKU 2454REH42 G</b> | 198        | 3618                                 |             |
|   | 24 x 60 Fix | <b>MKU 2460REH42 G</b> | 208        | 3618                                 |             |
|   | 24 x 66 Fix | <b>MKU 2466REH42 G</b> | 218        | 3819                                 |             |
|   | 24 x 72 Fix | <b>MKU 2472REH42 G</b> | 227        | 4041                                 |             |
|   | 24 x 78 Fix | <b>MKU 2478REH42 G</b> | 237        | 4479                                 |             |
|   | 24 x 84 Fix | <b>MKU 2484REH42 G</b> | 247        | 4708                                 |             |
|   | 24 x 90 Fix | <b>MKU 2490REH42 G</b> | 257        | 5069                                 |             |
|   | 24 x 96 Fix | <b>MKU 2496REH42 G</b> | 267        | 5341                                 |             |
|   | 30 x 48 Fix | <b>MKU 3048REH42 G</b> | 206        | 3586                                 |             |
|   | 30 x 54 Fix | <b>MKU 3054REH42 G</b> | 217        | 3586                                 |             |
|   | 30 x 60 Fix | <b>MKU 3060REH42 G</b> | 229        | 4101                                 |             |
|   | 30 x 66 Fix | <b>MKU 3066REH42 G</b> | 240        | 4342                                 |             |
|   | 30 x 72 Fix | <b>MKU 3072REH42 G</b> | 251        | 4618                                 |             |
|   | 30 x 78 Fix | <b>MKU 3078REH42 G</b> | 263        | 5200                                 |             |
|   | 30 x 84 Fix | <b>MKU 3084REH42 G</b> | 274        | 5476                                 |             |
|   | 30 x 90 Fix | <b>MKU 3090REH42 G</b> | 286        | 5923                                 |             |
|   | 30 x 96 Fix | <b>MKU 3096REH42 G</b> | 297        | 6265                                 |             |
|   | 36 x 48 Fix | <b>MKU 3648REH42 G</b> | 223        | 4014                                 |             |
|   | 36 x 54 Fix | <b>MKU 3654REH42 G</b> | 236        | 4626                                 |             |
|   | 36 x 60 Fix | <b>MKU 3660REH42 G</b> | 249        | 4626                                 |             |
|   | 36 x 66 Fix | <b>MKU 3666REH42 G</b> | 262        | 4922                                 |             |
|   | 36 x 72 Fix | <b>MKU 3672REH42 G</b> | 275        | 5257                                 |             |
|   | 36 x 78 Fix | <b>MKU 3678REH42 G</b> | 289        | 6079                                 |             |
|   | 36 x 84 Fix | <b>MKU 3684REH42 G</b> | 302        | 6432                                 |             |
|   | 36 x 90 Fix | <b>MKU 3690REH42 G</b> | 315        | 6982                                 |             |
|   | 36 x 96 Fix | <b>MKU 3696REH42 G</b> | 328        | 7396                                 |             |

**To Order, Specify...**

- 1 Model Number
- 2 Wood Finish
- 3 Base Color
- 4 Additional Options



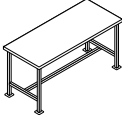


**Base Options** **Code Price**  
Base Wire Access (exits below cross rail) ..... **BWA2** \$ 120

**Finish Options**  
Powder Coat, Standard ..... n/c  
Powder Coat, Premium..... \$ 165  
Clear Matte or Clear Gloss Wood Finish, Standard..... \$ n/c  
Alternate Wood Finish ..... \$ 615

**Top Options**  
Custom Cutout (per cutout) ..... **TCC** \$ 120

**Power + Data Options**  
Please reference the Power + Data Price List

**Wire Management Options**  
1 Oval Brush Grommet, Location F.....**WOF** \$ 97  
1 Oval Brush Grommet, Location K.....**WOK** \$ 97  
2 Oval Brush Grommets, Location H.....**WOH** \$ 194  
1 Round Grommet, Location F .....**WRF** \$ 76  
1 Round Grommet, Location K .....**WRK** \$ 76  
2 Round Grommets, Location H .....**WRH** \$ 152

|   | Description  | Model #   | Product Wt | top >                                |             |
|---|--------------|---|------------|--------------------------------------|-------------|
|   |              |   |            | Wood Butcher Block                   |             |
|   |              |   |            | edge ordering code (square corner) > | <b>WB3S</b> |
|   |              |   |            | top thickness price >                | 1 3/4"      |
|  | 42 x 60 Fix  | <b>MKU 4260REH42 G</b>  | 270        | 5453                                 |             |
|   | 42 x 66 Fix  | <b>MKU 4266REH42 G</b>  | 285        | 5849                                 |             |
|   | 42 x 72 Fix  | <b>MKU 4272REH42 G</b>  | 299        | 6420                                 |             |
|   | 42 x 78 Fix  | <b>MKU 4278REH42 G</b>  | 314        | 7025                                 |             |
|   | 42 x 84 Fix  | <b>MKU 4284REH42 G</b>  | 329        | 7666                                 |             |
|   | 42 x 90 Fix  | <b>MKU 4290REH42 G</b>  | 344        | 8103                                 |             |
|   | 42 x 96 Fix  | <b>MKU 4296REH42 G</b>  | 358        | 8849                                 |             |
|   | 42 x 120 Fix | <b>MKU 42120REH42 G</b>  | 439        | 11746                                |             |
|   | 48 x 72 Fix  | <b>MKU 4872REH42 G</b>  | 323        | 7324                                 |             |
|   | 48 x 78 Fix  | <b>MKU 4878REH42 G</b>  | 340        | 8039                                 |             |
|   | 48 x 84 Fix  | <b>MKU 4884REH42 G</b>  | 356        | 8774                                 |             |
|   | 48 x 90 Fix  | <b>MKU 4890REH42 G</b>  | 373        | 9294                                 |             |
|   | 48 x 96 Fix  | <b>MKU 4896REH42 G</b>  | 389        | 10448                                |             |
|   | 48 x 120 Fix | <b>MKU 48120REH42 G</b>  | 478        | 13843                                |             |



**Questions?**

800 876 2120

**Finish Options**

|   |        |
|---|--------|
| Powder Coat, Standard .....                           | n/c    |
| Powder Coat, Premium.....                             | \$ 165 |
| Clear Matte or Clear Gloss Wood Finish, Standard..... | \$ n/c |
| Alternate Wood Finish .....                           | \$ 615 |

|  |                    |                                      |                   |                       |
|--|--------------------|--------------------------------------|-------------------|-----------------------|
|  |                    |                                      | top >             | Wood<br>Butcher Block |
|  |                    | edge ordering code (square corner) > |                   | <b>WB3S</b>           |
|  |                    | top thickness price >                |                   | 1 3/4"                |
|  | <b>Description</b> | <b>Model #</b>                       | <b>Product Wt</b> |                       |
|  | 36 Fix             | <b>MKO 36SQH16 C</b>                 | 135               | 3423                  |
|  | 42 Fix             | <b>MKO 42SQH16 C</b>                 | 164               | 4315                  |
|  | 48 Fix             | <b>MKO 48SQH16 C</b>                 | 196               | 5198                  |
|  | 18 x 48 Fix        | <b>MKO 1848REH16 C</b>               | 109               | 2859                  |


**To Order, Specify...**

- 1 Model Number
- 2 Wood Finish
- 3 Base Color
- 4 Additional Options



**Finish Options**

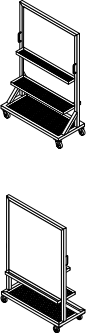
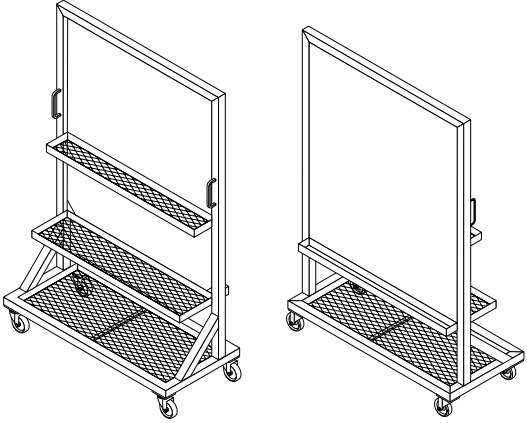
|   |        |
|---|--------|
| Powder Coat, Standard .....                           | n/c    |
| Powder Coat, Premium.....                             | \$ 165 |
| Clear Matte or Clear Gloss Wood Finish, Standard..... | \$ n/c |
| Alternate Wood Finish .....                           | \$ 615 |

|   |                    |                        |                                      |       |                       |
|---|--------------------|------------------------|--------------------------------------|-------|-----------------------|
|   |                    |                        |                                      | top > | Wood<br>Butcher Block |
|   |                    |                        | edge ordering code (square corner) > |       | <b>WB3S</b>           |
|   |                    |                        | top thickness price >                |       | 1 3/4"                |
|   | <b>Description</b> | <b>Model #</b>         | <b>Product Wt</b>                    |       |                       |
|  | 36 Fix             | <b>MKO 36SQH16 G</b>   | 115                                  |       | 3247                  |
|   | 42 Fix             | <b>MKO 42SQH16 G</b>   | 143                                  |       | 4139                  |
|   | 48 Fix             | <b>MKO 48SQH16 G</b>   | 196                                  |       | 5022                  |
|   | 18 x 48 Fix        | <b>MKO 1848REH16 G</b> | 109                                  |       | 2686                  |

**Questions?**  
800 876 2120

**Finish Options**

Powder Coat, Standard ..... n/c  
Powder Coat, Premium..... \$ 165

|  | Description | Model #       | Product Wt | Price |   |
|--|-------------|---------------|------------|-------|---|
|  | 21 x 46 Fix | MKW 2146H72 C | 200        | 5558  |  <p><b>Features</b><br/>Two sided magnetic dry erase writing surface<br/>Marker holder is standard<br/>Overall width: 45"<br/>Overall depth: 22"<br/>Overall height: 72"</p> |

**To Order, Specify...**

- 1 Model Number
- 2 Frame Finish





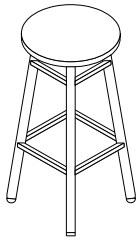






**Questions?**

800 876 2120

☐ Quickship Program Product

**Finish Options**

|   |        |
|---|--------|
| Powder Coat, Standard .....                           | n/c    |
| Powder Coat, Premium.....                             | \$ 165 |
| Clear Matte or Clear Gloss Wood Finish, Standard..... | \$ n/c |
| Alternate Wood Finish .....                           | \$ 77  |

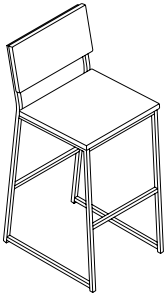



| Style   | Description | Model #           | Product Wt | Price | The Maker Project   |
|---|-------------|-------------------|------------|-------|---|
| <b>Stool (Static Seat)</b>  |             |                   |            |       |  |
| 18" Seat Height   |             |                   | ☐          |       |   |
|    | Seat - Wood | <b>MKL-67S18</b>  | 21         | 515   |   |
| 24" Seat Height   |             |                   | ☐          |       |   |
|    | Seat - Wood | <b>MKL-67S24</b>  | 25         | 533   |   |
| 29" Seat Height   |             |                   | ☐          |       |   |
|  | Seat - Wood | <b>MKL-67S29</b>  | 26         | 537   |   |
| <b>Stool (Adjustable/ Swivel Seat)</b>  |             |                   |            |       |   |
| 18" Seat Height   |             |                   | ☐          |       |   |
|  | Seat - Wood | <b>MKL-67AS18</b> | 25         | 702   |   |
| 24" Seat Height   |             |                   | ☐          |       |   |
|  | Seat - Wood | <b>MKL-67AS24</b> | 29         | 719   |   |
| 29" Seat Height   |             |                   | ☐          |       |   |
|  | Seat - Wood | <b>MKL-67AS29</b> | 30         | 725   |   |

**To Order, Specify...**

- ① Model Number
- ② Frame Finish
- ③ Wood Finish

**Finish Options**

|   |        |
|---|--------|
| Powder Coat, Standard .....                           | n/c    |
| Powder Coat, Premium.....                             | \$ 165 |
| Clear Matte or Clear Gloss Wood Finish, Standard..... | \$ n/c |
| Alternate Wood Finish .....                           | \$ 175 |

| Style   | Description   | Model #          | Product Wt | Price | The Maker Project  |
|---|---|------------------|------------|-------|--|
| <b>Chair</b>  |   |                  |            |       |  |
| 18" Seat Height   |   |                  |            |       |  |
|    | Sled Base<br>Without Arms<br>Seat - Wood<br>Back - Wood | <b>MKS-07</b>    | 21         | 858   |  |
| <b>Stool</b>  |   |                  |            |       |  |
| 24" Seat Height   |   |                  |            |       |  |
|   | Sled Base<br>Without Arms<br>Seat - Wood<br>Back - Wood | <b>MKS-07S24</b> | 23         | 902   |  |
| 29" Seat Height   |   |                  |            |       |  |
|  | Sled Base<br>Without Arms<br>Seat - Wood<br>Back - Wood | <b>MKS-07S29</b> | 25         | 918   |  |

**The Maker Project**

Utility Bench  
+ Cushion


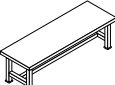
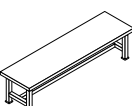



**Questions?**

800 876 2120

**Finish Options**

|   |        |
|---|--------|
| Powder Coat, Standard .....                           | n/c    |
| Powder Coat, Premium.....                             | \$ 165 |
| Clear Matte or Clear Gloss Wood Finish, Standard..... | \$ n/c |
| Alternate Wood Finish .....                           | \$ 369 |

|                                   |   |                   |     | material ><br>grade > |                       |                |                |                |                |
|-----------------------------------|---|-------------------|-----|-----------------------|-----------------------|----------------|----------------|----------------|----------------|
| Style                             | Description   | Model #           | Wt  | Butcher Block         | Fabric Grade 2 or COM | Fabric Grade 3 | Fabric Grade 4 | Fabric Grade 5 | Fabric Grade 6 |
| <b>Maker Bench</b>                |   |                   |     |                       |                       |                |                |                |                |
| 20 x 48                           |  Seat - Wood   | <b>MKL2048-67</b> | 106 | 2829                  |                       |                |                |                |                |
| 20 x 60                           |  Seat - Wood | <b>MKL2060-67</b> | 113 | 3191                  |                       |                |                |                |                |
| 20 x 72                           |  Seat - Wood | <b>MKL2072-67</b> | 130 | 3553                  |                       |                |                |                |                |
| <b>Maker Bench Cushion (Only)</b> |   |                   |     |                       |                       |                |                |                |                |
| 18 x 20                           |  Qty of 1    | <b>AMKC1820</b>   | 5   |                       | 167                   | 221            | 275            | 329            | 384            |

**Bench To Order, Specify...**

- 1 Model Number
- 2 Wood Finish
- 3 Frame Color

**Cushion To Order, Specify...**

- 1 Model Number
- 2 Upholstery Selection



# The Maker Project

Maker A Round  
29" High



VERSTEEL

**Questions?**

800 876 2120

**Base Options**

Base Wire Access ..... **BWA1** \$ 60

**Finish Options**


Powder Coat, Standard ..... n/c  
 Powder Coat, Premium..... \$ 165  
 Clear Matte or Clear Gloss Wood Finish, Standard..... \$ n/c  
 Alternate Wood Finish, Maker A..... \$ 615

**Power + Data Options**

Please reference the Power + Data Price List

**Wire Management Options**

1 Oval Brush Grommet, Location K..... **WOK** \$ 97  
 1 Round Grommet, Location K..... **WRK** \$ 76  
 Wire Trough & Cutout..... **WTC** \$ 372

| Description  | Model # | Product Wt  | Wood Butcher Block                   |                       |
|--|---------|-------------|--------------------------------------|-----------------------|
|  |         |             | edge ordering code (square corner) > | top thickness price > |
|  |         |             | <b>WB3S</b>                          | 1 3/4"                |
|  | 42      | MKA 42RDH29 | 196                                  | 4539                  |
|  | 48      | MKA 48RDH29 | 222                                  | 5342                  |
|  | 54      | MKA 54RDH29 | 251                                  | 6434                  |
|  | 60      | MKA 60RDH29 | 284                                  | 7995                  |

**To Order, Specify...**

- 1 Model Number
- 2 Wood Finish
- 3 Base Color
- 4 Additional Options




|                        |             |              |
|------------------------|-------------|--------------|
| <b>Base Options</b>    | <b>Code</b> | <b>Price</b> |
| Base Wire Access ..... | BWA1        | \$ 60        |

|   |  |        |
|---|--|--------|
| <b>Finish Options</b>                                 |  |        |
| Powder Coat, Standard .....                           |  | n/c    |
| Powder Coat, Premium.....                             |  | \$ 165 |
| Clear Matte or Clear Gloss Wood Finish, Standard..... |  | \$ n/c |
| Alternate Wood Finish, Maker A.....                   |  | \$ 615 |

**Power + Data Options**  
 Please reference the Power + Data Price List

|                                       |     |        |
|---------------------------------------|-----|--------|
| <b>Wire Management Options</b>        |     |        |
| 1 Oval Brush Grommet, Location K..... | WOK | \$ 97  |
| 1 Round Grommet, Location K.....      | WRK | \$ 76  |
| Wire Trough & Cutout.....             | WTC | \$ 372 |

|   |                    |                                      |                   |                       |
|---|--------------------|--------------------------------------|-------------------|-----------------------|
|   |                    |                                      | top >             | Wood<br>Butcher Block |
|   |                    | edge ordering code (square corner) > |                   | <b>WB3S</b>           |
|   |                    | top thickness price >                |                   | 1 3/4"                |
|   | <b>Description</b> | <b>Model #</b>                       | <b>Product Wt</b> |                       |
|  | 42                 | <b>MKA 42RDH36</b>                   | 206               | 4620                  |
|   | 48                 | <b>MKA 48RDH36</b>                   | 232               | 5425                  |
|   | 54                 | <b>MKA 54RDH36</b>                   | 261               | 6516                  |
|   | 60                 | <b>MKA 60RDH36</b>                   | 294               | 8079                  |

**The Maker Project**

Maker A Round  
42" High



**Questions?**

800 876 2120

**Base Options**

Base Wire Access ..... **BWA1** \$ 60

**Finish Options**


Powder Coat, Standard ..... n/c  
 Powder Coat, Premium..... \$ 165  
 Clear Matte or Clear Gloss Wood Finish, Standard..... \$ n/c  
 Alternate Wood Finish, Maker A..... \$ 615

**Power + Data Options**

Please reference the Power + Data Price List

**Wire Management Options**

1 Oval Brush Grommet, Location K..... **WOK** \$ 97  
 1 Round Grommet, Location K..... **WRK** \$ 76  
 Wire Trough & Cutout..... **WTC** \$ 372

|   |                    |                    |                   |                                      |                       |
|---|--------------------|--------------------|-------------------|--------------------------------------|-----------------------|
|   |                    |                    |                   | top >                                | Wood<br>Butcher Block |
|   |                    |                    |                   | edge ordering code (square corner) > | <b>WB3S</b>           |
|   |                    |                    |                   | top thickness price >                | 1 3/4"                |
|   | <b>Description</b> | <b>Model #</b>     | <b>Product Wt</b> |                                      |                       |
|  | 42                 | <b>MKA 42RDH42</b> | 216               |                                      | 4695                  |
|   | 48                 | <b>MKA 48RDH42</b> | 242               |                                      | 5498                  |
|   | 54                 | <b>MKA 54RDH42</b> | 271               |                                      | 6589                  |
|   | 60                 | <b>MKA 60RDH42</b> | 304               |                                      | 8150                  |

**To Order, Specify...**

- 1 Model Number
- 2 Wood Finish
- 3 Base Color
- 4 Additional Options





|                        |             |              |
|------------------------|-------------|--------------|
| <b>Base Options</b>    | <b>Code</b> | <b>Price</b> |
| Base Wire Access ..... | BWA1        | \$ 60        |

|   |  |        |
|---|--|--------|
| <b>Finish Options</b>                                 |  |        |
| Powder Coat, Standard .....                           |  | n/c    |
| Powder Coat, Premium.....                             |  | \$ 165 |
| Clear Matte or Clear Gloss Wood Finish, Standard..... |  | \$ n/c |
| Alternate Wood Finish, Maker A.....                   |  | \$ 615 |

**Power + Data Options**  
 Please reference the Power + Data Price List

|                                       |     |        |
|---------------------------------------|-----|--------|
| <b>Wire Management Options</b>        |     |        |
| 1 Oval Brush Grommet, Location K..... | WOK | \$ 97  |
| 1 Round Grommet, Location K.....      | WRK | \$ 76  |
| Wire Trough & Cutout.....             | WTC | \$ 372 |

|  |                    |                    |                                      |       |                       |
|--|--------------------|--------------------|--------------------------------------|-------|-----------------------|
|  |                    |                    |                                      | top > | Wood<br>Butcher Block |
|  |                    |                    | edge ordering code (square corner) > |       | <b>WB3S</b>           |
|  |                    |                    | top thickness price >                |       | 1 3/4"                |
|  | <b>Description</b> | <b>Model #</b>     | <b>Product Wt</b>                    |       |                       |
|  | 42                 | <b>MKA 42SQH29</b> | 196                                  |       | 4539                  |
|  | 48                 | <b>MKA 48SQH29</b> | 222                                  |       | 5342                  |
|  | 54                 | <b>MKA 54SQH29</b> | 251                                  |       | 6434                  |
|  | 60                 | <b>MKA 60SQH29</b> | 284                                  |       | 7995                  |

**The Maker Project**

Maker A Square  
36" High



**Questions?**

800 876 2120

**Base Options**

Base Wire Access ..... **BWA1** \$ 60

**Finish Options**


Powder Coat, Standard ..... n/c  
 Powder Coat, Premium..... \$ 165  
 Clear Matte or Clear Gloss Wood Finish, Standard..... \$ n/c  
 Alternate Wood Finish, Maker A..... \$ 615

**Power + Data Options**

Please reference the Power + Data Price List

**Wire Management Options**

1 Oval Brush Grommet, Location K..... **WOK** \$ 97  
 1 Round Grommet, Location K..... **WRK** \$ 76  
 Wire Trough & Cutout..... **WTC** \$ 372

| Description  | Model #            | Product Wt | top >              |  |
|--|--------------------|------------|--------------------|--|
|  |                    |            | Wood Butcher Block |  |
| edge ordering code (square corner) >   |                    |            | <b>WB3S</b>        |  |
| top thickness price >  |                    |            | 1 3/4"             |  |
|  42 | <b>MKA 42SQH36</b> | 206        | 4620               |  |
| 48   | <b>MKA 48SQH36</b> | 232        | 5425               |  |
| 54   | <b>MKA 54SQH36</b> | 261        | 6516               |  |
| 60   | <b>MKA 60SQH36</b> | 294        | 8079               |  |

**To Order, Specify...**

- 1 Model Number
- 2 Wood Finish
- 3 Base Color
- 4 Additional Options



|                        |             |              |
|------------------------|-------------|--------------|
| <b>Base Options</b>    | <b>Code</b> | <b>Price</b> |
| Base Wire Access ..... | BWA1        | \$ 60        |

|   |  |        |
|---|--|--------|
| <b>Finish Options</b>                                 |  |        |
| Powder Coat, Standard .....                           |  | n/c    |
| Powder Coat, Premium.....                             |  | \$ 165 |
| Clear Matte or Clear Gloss Wood Finish, Standard..... |  | \$ n/c |
| Alternate Wood Finish, Maker A.....                   |  | \$ 615 |

**Power + Data Options**  
 Please reference the Power + Data Price List

|                                       |     |        |
|---------------------------------------|-----|--------|
| <b>Wire Management Options</b>        |     |        |
| 1 Oval Brush Grommet, Location K..... | WOK | \$ 97  |
| 1 Round Grommet, Location K.....      | WRK | \$ 76  |
| Wire Trough & Cutout.....             | WTC | \$ 372 |

|  |                    |                                      |                   |                    |
|--|--------------------|--------------------------------------|-------------------|--------------------|
|  |                    |                                      | top >             | Wood Butcher Block |
|  |                    | edge ordering code (square corner) > |                   | <b>WB3S</b>        |
|  |                    | top thickness price >                |                   | 1 3/4"             |
|  | <b>Description</b> | <b>Model #</b>                       | <b>Product Wt</b> |                    |
|  | 42                 | <b>MKA 42SQH42</b>                   | 216               | 4695               |
|  | 48                 | <b>MKA 48SQH42</b>                   | 242               | 5498               |
|  | 54                 | <b>MKA 54SQH42</b>                   | 271               | 6589               |
|  | 60                 | <b>MKA 60SQH42</b>                   | 304               | 8150               |

**The Maker Project**  
 Maker A Rectangle  
 29" High



**Questions?**

800 876 2120

⊕ Indicates Number of Bases

**Base Options**

Base Wire Access ..... **BWA2** \$ 120

**Finish Options**

Powder Coat, Standard ..... n/c  
 Powder Coat, Premium..... \$ 165  
 Clear Matte or Clear Gloss Wood Finish, Standard..... \$ n/c  
 Alternate Wood Finish, Maker A..... \$ 615

**Power + Data Options**

Please reference the Power + Data Price List

**Wire Management Options**

1 Oval Brush Grommet, Location F.....**WOF** \$ 97  
 1 Oval Brush Grommet, Location K.....**WOK** \$ 97  
 2 Oval Brush Grommets, Location H.....**WOH** \$ 194  
 1 Round Grommet, Location F.....**WRF** \$ 76  
 1 Round Grommet, Location K.....**WRK** \$ 76  
 2 Round Grommets, Location H.....**WRH** \$ 152  
 Wire Trough & Cutout (tables up to 96').....**WTC** \$ 530

|  | Description | Model #                 | Product Wt | top >                                |             |
|--|-------------|-------------------------|------------|--------------------------------------|-------------|
|  |             |                         |            | Wood Butcher Block                   |             |
|  |             |                         |            | edge ordering code (square corner) > | <b>WB3S</b> |
|  |             |                         |            | top thickness price >                | 1 3/4"      |
|  | 30 x 48     | <b>MKA 3048REH29</b>    | 182        | 3870                                 |             |
|  | 30 x 54     | <b>MKA 3054REH29</b>    | 192        | 4121                                 |             |
|  | 30 x 60     | <b>MKA 3060REH29</b>    | 202        | 4365                                 |             |
|  | 30 x 66     | <b>MKA 3066REH29</b>    | 211        | 4594                                 |             |
|  | 30 x 72     | <b>MKA 3072REH29</b>    | 221        | 4858                                 |             |
|  | 30 x 84     | <b>MKA 3084REH29</b>    | 240        | 5696                                 |             |
|  | 30 x 96     | <b>MKA 3096REH29</b>    | 260        | 6463                                 |             |
|  | 30 x 108    | <b>MKA 30108REH29</b> ③ | 301        | 7369                                 |             |
|  | 30 x 120    | <b>MKA 30120REH29</b> ③ | 320        | 8233                                 |             |
|  | 30 x 144    | <b>MKA 30144REH29</b> ③ | 359        | 9938                                 |             |
|  | 36 x 48     | <b>MKA 3648REH29</b>    | 195        | 4273                                 |             |
|  | 36 x 54     | <b>MKA 3654REH29</b>    | 207        | 4579                                 |             |
|  | 36 x 60     | <b>MKA 3660REH29</b>    | 218        | 4869                                 |             |
|  | 36 x 66     | <b>MKA 3666REH29</b>    | 229        | 5153                                 |             |
|  | 36 x 72     | <b>MKA 3672REH29</b>    | 241        | 5477                                 |             |
|  | 36 x 84     | <b>MKA 3684REH29</b>    | 263        | 6629                                 |             |
|  | 36 x 96     | <b>MKA 3696REH29</b>    | 286        | 7573                                 |             |
|  | 36 x 108    | <b>MKA 36108REH29</b> ③ | 330        | 8648                                 |             |
|  | 36 x 120    | <b>MKA 36120REH29</b> ③ | 353        | 9717                                 |             |
|  | 36 x 144    | <b>MKA 36144REH29</b> ③ | 398        | 12119                                |             |
|  | 42 x 48     | <b>MKA 4248REH29</b>    | 208        | 4916                                 |             |
|  | 42 x 54     | <b>MKA 4254REH29</b>    | 221        | 5299                                 |             |
|  | 42 x 60     | <b>MKA 4260REH29</b>    | 234        | 5673                                 |             |
|  | 42 x 66     | <b>MKA 4266REH29</b>    | 247        | 6060                                 |             |
|  | 42 x 72     | <b>MKA 4272REH29</b>    | 260        | 6617                                 |             |
|  | 42 x 84     | <b>MKA 4284REH29</b>    | 286        | 7843                                 |             |
|  | 42 x 96     | <b>MKA 4296REH29</b>    | 312        | 9004                                 |             |
|  | 42 x 108    | <b>MKA 42108REH29</b> ③ | 360        | 10291                                |             |
|  | 42 x 120    | <b>MKA 42120REH29</b> ③ | 386        | 11591                                |             |
|  | 42 x 144    | <b>MKA 42144REH29</b> ③ | 437        | 14154                                |             |

**To Order, Specify...**

- ① Model Number
- ② Wood Finish
- ③ Base Color
- ④ Additional Options



|                        |             |              |
|------------------------|-------------|--------------|
| <b>Base Options</b>    | <b>Code</b> | <b>Price</b> |
| Base Wire Access ..... | BWA2        | \$ 120       |

|   |  |        |
|---|--|--------|
| <b>Finish Options</b>                                 |  |        |
| Powder Coat, Standard .....                           |  | n/c    |
| Powder Coat, Premium.....                             |  | \$ 165 |
| Clear Matte or Clear Gloss Wood Finish, Standard..... |  | \$ n/c |
| Alternate Wood Finish, Maker A.....                   |  | \$ 615 |

**Power + Data Options**  
Please reference the Power + Data Price List

|  |     |        |
|--|-----|--------|
| <b>Wire Management Options</b>               |     |        |
| 1 Oval Brush Grommet, Location F.....        | WOF | \$ 97  |
| 1 Oval Brush Grommet, Location K.....        | WOK | \$ 97  |
| 2 Oval Brush Grommets, Location H.....       | WOH | \$ 194 |
| 1 Round Grommet, Location F.....             | WRF | \$ 76  |
| 1 Round Grommet, Location K.....             | WRK | \$ 76  |
| 2 Round Grommets, Location H.....            | WRH | \$ 152 |
| Wire Trough & Cutout (tables up to 96')..... | WTC | \$ 530 |

|  | Description | Model #          | Product Wt | top >                                |
|--|-------------|------------------|------------|--------------------------------------|
|  |             |                  |            | Wood Butcher Block                   |
|  |             |                  |            | edge ordering code (square corner) > |
|  |             |                  |            | top thickness price >                |
|  |             |                  |            | 1 3/4"                               |
|  | 48 x 54     | MKA 4854REH29    | 221        | 5733                                 |
|  | 48 x 60     | MKA 4860REH29    | 251        | 6385                                 |
|  | 48 x 66     | MKA 4866REH29    | 265        | 7034                                 |
|  | 48 x 72     | MKA 4872REH29    | 280        | 7501                                 |
|  | 48 x 84     | MKA 4884REH29    | 309        | 8929                                 |
|  | 48 x 96     | MKA 4896REH29    | 338        | 10581                                |
|  | 48 x 108    | MKA 48108REH29 ③ | 389        | 11764                                |
|  | 48 x 120    | MKA 48120REH29 ③ | 418        | 13653                                |
|  | 48 x 144    | MKA 48144REH29 ③ | 477        | 16705                                |
|  | 54 x 60     | MKA 5460REH29    | 267        | 7142                                 |
|  | 54 x 66     | MKA 5466REH29    | 283        | 7942                                 |
|  | 54 x 72     | MKA 5472REH29    | 300        | 8433                                 |
|  | 54 x 84     | MKA 5484REH29    | 332        | 10085                                |
|  | 54 x 96     | MKA 5496REH29    | 365        | 11573                                |
|  | 54 x 108    | MKA 54108REH29 ③ | 419        | 13685                                |
|  | 54 x 120    | MKA 54120REH29 ③ | 451        | 14978                                |
|  | 54 x 144    | MKA 54144REH29 ③ | 516        | 17556                                |
|  | 60 x 66     | MKA 6066REH29    | 302        | 8854                                 |
|  | 60 x 72     | MKA 6072REH29    | 319        | 9489                                 |
|  | 60 x 84     | MKA 6084REH29    | 355        | 11376                                |
|  | 60 x 96     | MKA 6096REH29    | 391        | 13451                                |
|  | 60 x 108    | MKA 60108REH29 ③ | 448        | 15368                                |
|  | 60 x 120    | MKA 60120REH29 ③ | 484        | 17430                                |
|  | 60 x 144    | MKA 60144REH29 ③ | 556        | 21730                                |

**The Maker Project**  
 Maker A Rectangle  
 36" High



**Questions?**

800 876 2120

⊕ Indicates Number of Bases

**Base Options**

Base Wire Access ..... **BWA2** \$ 120

**Finish Options**

Powder Coat, Standard ..... n/c  
 Powder Coat, Premium..... \$ 165  
 Clear Matte or Clear Gloss Wood Finish, Standard..... \$ n/c  
 Alternate Wood Finish, Maker A..... \$ 615

**Code Price**

**Power + Data Options**

Please reference the Power + Data Price List

**Wire Management Options**

1 Oval Brush Grommet, Location F.....**WOF** \$ 97  
 1 Oval Brush Grommet, Location K.....**WOK** \$ 97  
 2 Oval Brush Grommets, Location H.....**WOH** \$ 194  
 1 Round Grommet, Location F.....**WRF** \$ 76  
 1 Round Grommet, Location K.....**WRK** \$ 76  
 2 Round Grommets, Location H.....**WRH** \$ 152  
 Wire Trough & Cutout (tables up to 96').....**WTC** \$ 530

|  | Description | Model #                 | Product Wt | top >                                |             |
|--|-------------|-------------------------|------------|--------------------------------------|-------------|
|  |             |                         |            | Wood Butcher Block                   |             |
|  |             |                         |            | edge ordering code (square corner) > | <b>WB3S</b> |
|  |             |                         |            | top thickness price >                | 1 3/4"      |
|  | 30 x 48     | <b>MKA 3048REH36</b>    | 193        | 3955                                 |             |
|  | 30 x 54     | <b>MKA 3054REH36</b>    | 203        | 4204                                 |             |
|  | 30 x 60     | <b>MKA 3060REH36</b>    | 213        | 4448                                 |             |
|  | 30 x 66     | <b>MKA 3066REH36</b>    | 222        | 4677                                 |             |
|  | 30 x 72     | <b>MKA 3072REH36</b>    | 232        | 4942                                 |             |
|  | 30 x 84     | <b>MKA 3084REH36</b>    | 251        | 5780                                 |             |
|  | 30 x 96     | <b>MKA 3096REH36</b>    | 271        | 6545                                 |             |
|  | 30 x 108    | <b>MKA 30108REH36</b> ① | 317        | 7493                                 |             |
|  | 30 x 120    | <b>MKA 30120REH36</b> ① | 337        | 8359                                 |             |
|  | 30 x 144    | <b>MKA 30144REH36</b> ① | 375        | 10061                                |             |
|  | 36 x 48     | <b>MKA 3648REH36</b>    | 206        | 4358                                 |             |
|  | 36 x 54     | <b>MKA 3654REH36</b>    | 218        | 4653                                 |             |
|  | 36 x 60     | <b>MKA 3660REH36</b>    | 229        | 4952                                 |             |
|  | 36 x 66     | <b>MKA 3666REH36</b>    | 240        | 5237                                 |             |
|  | 36 x 72     | <b>MKA 3672REH36</b>    | 252        | 5560                                 |             |
|  | 36 x 84     | <b>MKA 3684REH36</b>    | 274        | 6714                                 |             |
|  | 36 x 96     | <b>MKA 3696REH36</b>    | 297        | 7657                                 |             |
|  | 36 x 108    | <b>MKA 36108REH36</b> ① | 347        | 8802                                 |             |
|  | 36 x 120    | <b>MKA 36120REH36</b> ① | 369        | 9842                                 |             |
|  | 36 x 144    | <b>MKA 36144REH36</b> ① | 415        | 12245                                |             |
|  | 42 x 48     | <b>MKA 4248REH36</b>    | 220        | 4999                                 |             |
|  | 42 x 54     | <b>MKA 4254REH36</b>    | 233        | 5378                                 |             |
|  | 42 x 60     | <b>MKA 4260REH36</b>    | 245        | 5757                                 |             |
|  | 42 x 66     | <b>MKA 4266REH36</b>    | 258        | 6143                                 |             |
|  | 42 x 72     | <b>MKA 4272REH36</b>    | 271        | 6700                                 |             |
|  | 42 x 84     | <b>MKA 4284REH36</b>    | 297        | 7924                                 |             |
|  | 42 x 96     | <b>MKA 4296REH36</b>    | 323        | 9087                                 |             |
|  | 42 x 108    | <b>MKA 42108REH36</b> ① | 376        | 10416                                |             |
|  | 42 x 120    | <b>MKA 42120REH36</b> ① | 402        | 11715                                |             |
|  | 42 x 144    | <b>MKA 42144REH36</b> ① | 454        | 14278                                |             |

**To Order, Specify...**

- ① Model Number
- ② Wood Finish
- ③ Base Color
- ④ Additional Options



|                        |             |              |
|------------------------|-------------|--------------|
| <b>Base Options</b>    | <b>Code</b> | <b>Price</b> |
| Base Wire Access ..... | BWA2        | \$ 120       |

|   |  |        |
|---|--|--------|
| <b>Finish Options</b>                                 |  |        |
| Powder Coat, Standard .....                           |  | n/c    |
| Powder Coat, Premium.....                             |  | \$ 165 |
| Clear Matte or Clear Gloss Wood Finish, Standard..... |  | \$ n/c |
| Alternate Wood Finish, Maker A.....                   |  | \$ 615 |

**Power + Data Options**  
 Please reference the Power + Data Price List

|  |     |        |
|--|-----|--------|
| <b>Wire Management Options</b>               |     |        |
| 1 Oval Brush Grommet, Location F.....        | WOF | \$ 97  |
| 1 Oval Brush Grommet, Location K.....        | WOK | \$ 97  |
| 2 Oval Brush Grommets, Location H.....       | WOH | \$ 194 |
| 1 Round Grommet, Location F.....             | WRF | \$ 76  |
| 1 Round Grommet, Location K.....             | WRK | \$ 76  |
| 2 Round Grommets, Location H.....            | WRH | \$ 152 |
| Wire Trough & Cutout (tables up to 96')..... | WTC | \$ 530 |

|  |                    |                         |                   |                                      |                       |
|--|--------------------|-------------------------|-------------------|--------------------------------------|-----------------------|
|  |                    |                         |                   | top >                                | Wood<br>Butcher Block |
|  |                    |                         |                   | edge ordering code (square corner) > | <b>WB3S</b>           |
|  |                    |                         |                   | top thickness price >                | 1 3/4"                |
|  | <b>Description</b> | <b>Model #</b>          | <b>Product Wt</b> |                                      |                       |
|  | 48 x 54            | <b>MKA 4854REH36</b>    | 247               |                                      | 5858                  |
|  | 48 x 60            | <b>MKA 4860REH36</b>    | 262               |                                      | 6470                  |
|  | 48 x 66            | <b>MKA 4866REH36</b>    | 276               |                                      | 7117                  |
|  | 48 x 72            | <b>MKA 4872REH36</b>    | 291               |                                      | 7585                  |
|  | 48 x 84            | <b>MKA 4884REH36</b>    | 320               |                                      | 9013                  |
|  | 48 x 96            | <b>MKA 4896REH36</b>    | 349               |                                      | 10665                 |
|  | 48 x 108           | <b>MKA 48108REH36</b> ③ | 406               |                                      | 11890                 |
|  | 48 x 120           | <b>MKA 48120REH36</b> ③ | 435               |                                      | 13777                 |
|  | 48 x 144           | <b>MKA 48144REH36</b> ③ | 493               |                                      | 16832                 |
|  | 54 x 60            | <b>MKA 5460REH36</b>    | 278               |                                      | 7225                  |
|  | 54 x 66            | <b>MKA 5466REH36</b>    | 295               |                                      | 7969                  |
|  | 54 x 72            | <b>MKA 5472REH36</b>    | 311               |                                      | 8516                  |
|  | 54 x 84            | <b>MKA 5484REH36</b>    | 343               |                                      | 10169                 |
|  | 54 x 96            | <b>MKA 5496REH36</b>    | 376               |                                      | 11656                 |
|  | 54 x 108           | <b>MKA 54108REH36</b> ③ | 435               |                                      | 13818                 |
|  | 54 x 120           | <b>MKA 54120REH36</b> ③ | 468               |                                      | 15101                 |
|  | 54 x 144           | <b>MKA 54144REH36</b> ③ | 533               |                                      | 17684                 |
|  | 60 x 66            | <b>MKA 6066REH36</b>    | 313               |                                      | 8938                  |
|  | 60 x 72            | <b>MKA 6072REH36</b>    | 330               |                                      | 9573                  |
|  | 60 x 84            | <b>MKA 6084REH36</b>    | 366               |                                      | 11459                 |
|  | 60 x 96            | <b>MKA 6096REH36</b>    | 402               |                                      | 13534                 |
|  | 60 x 108           | <b>MKA 60108REH36</b> ③ | 465               |                                      | 15494                 |
|  | 60 x 120           | <b>MKA 60120REH36</b> ③ | 501               |                                      | 17554                 |
|  | 60 x 144           | <b>MKA 60144REH36</b> ③ | 572               |                                      | 20462                 |

# The Maker Project

## Maker A Rectangle

42" High



**Questions?**

800 876 2120

⊕ Indicates Number of Bases

**Base Options**

Base Wire Access ..... **BWA2** \$ 120

**Finish Options**

Powder Coat, Standard ..... n/c  
 Powder Coat, Premium..... \$ 165  
 Clear Matte or Clear Gloss Wood Finish, Standard..... \$ n/c  
 Alternate Wood Finish, Maker A..... \$ 615

**Code Price**

**Power + Data Options**

Please reference the Power + Data Price List

**Wire Management Options**

1 Oval Brush Grommet, Location F.....**WOF** \$ 97  
 1 Oval Brush Grommet, Location K.....**WOK** \$ 97  
 2 Oval Brush Grommets, Location H.....**WOH** \$ 194  
 1 Round Grommet, Location F.....**WRF** \$ 76  
 1 Round Grommet, Location K.....**WRK** \$ 76  
 2 Round Grommets, Location H.....**WRH** \$ 152  
 Wire Trough & Cutout (tables up to 96').....**WTC** \$ 530

|  | Description | Model #                 | Product Wt | top >                                |             |
|--|-------------|-------------------------|------------|--------------------------------------|-------------|
|  |             |                         |            | Wood Butcher Block                   |             |
|  |             |                         |            | edge ordering code (square corner) > | <b>WB3S</b> |
|  |             |                         |            | top thickness price >                | 1 3/4"      |
|  | 30 x 48     | <b>MKA 3048REH42</b>    | 203        | 4025                                 |             |
|  | 30 x 54     | <b>MKA 3054REH42</b>    | 212        | 4275                                 |             |
|  | 30 x 60     | <b>MKA 3060REH42</b>    | 222        | 4518                                 |             |
|  | 30 x 66     | <b>MKA 3066REH42</b>    | 232        | 4749                                 |             |
|  | 30 x 72     | <b>MKA 3072REH42</b>    | 241        | 5014                                 |             |
|  | 30 x 84     | <b>MKA 3084REH42</b>    | 261        | 5849                                 |             |
|  | 30 x 96     | <b>MKA 3096REH42</b>    | 280        | 6618                                 |             |
|  | 30 x 108    | <b>MKA 30108REH42</b> ① | 331        | 7601                                 |             |
|  | 30 x 120    | <b>MKA 30120REH42</b> ① | 351        | 8466                                 |             |
|  | 30 x 144    | <b>MKA 30144REH42</b> ① | 390        | 10168                                |             |
|  | 36 x 48     | <b>MKA 3648REH42</b>    | 216        | 4428                                 |             |
|  | 36 x 54     | <b>MKA 3654REH42</b>    | 227        | 4726                                 |             |
|  | 36 x 60     | <b>MKA 3660REH42</b>    | 239        | 5022                                 |             |
|  | 36 x 66     | <b>MKA 3666REH42</b>    | 250        | 5307                                 |             |
|  | 36 x 72     | <b>MKA 3672REH42</b>    | 261        | 5633                                 |             |
|  | 36 x 84     | <b>MKA 3684REH42</b>    | 284        | 6784                                 |             |
|  | 36 x 96     | <b>MKA 3696REH42</b>    | 306        | 7728                                 |             |
|  | 36 x 108    | <b>MKA 36108REH42</b> ① | 361        | 8769                                 |             |
|  | 36 x 120    | <b>MKA 36120REH42</b> ① | 384        | 9950                                 |             |
|  | 36 x 144    | <b>MKA 36144REH42</b> ① | 429        | 12240                                |             |
|  | 42 x 48     | <b>MKA 4248REH42</b>    | 229        | 5070                                 |             |
|  | 42 x 54     | <b>MKA 4254REH42</b>    | 242        | 5521                                 |             |
|  | 42 x 60     | <b>MKA 4260REH42</b>    | 255        | 5829                                 |             |
|  | 42 x 66     | <b>MKA 4266REH42</b>    | 268        | 6212                                 |             |
|  | 42 x 72     | <b>MKA 4272REH42</b>    | 281        | 6772                                 |             |
|  | 42 x 84     | <b>MKA 4284REH42</b>    | 307        | 7996                                 |             |
|  | 42 x 96     | <b>MKA 4296REH42</b>    | 333        | 9160                                 |             |
|  | 42 x 108    | <b>MKA 42108REH42</b> ① | 391        | 7183                                 |             |
|  | 42 x 120    | <b>MKA 42120REH42</b> ① | 416        | 11822                                |             |
|  | 42 x 144    | <b>MKA 42144REH42</b> ① | 468        | 14384                                |             |

**To Order, Specify...**

- ① Model Number
- ② Wood Finish
- ③ Base Color
- ④ Additional Options





|                        |             |              |
|------------------------|-------------|--------------|
| <b>Base Options</b>    | <b>Code</b> | <b>Price</b> |
| Base Wire Access ..... | BWA2        | \$ 120       |

|   |  |        |
|---|--|--------|
| <b>Finish Options</b>                                 |  |        |
| Powder Coat, Standard .....                           |  | n/c    |
| Powder Coat, Premium.....                             |  | \$ 165 |
| Clear Matte or Clear Gloss Wood Finish, Standard..... |  | \$ n/c |
| Alternate Wood Finish, Maker A.....                   |  | \$ 615 |

**Power + Data Options**  
Please reference the Power + Data Price List

|  |     |        |
|--|-----|--------|
| <b>Wire Management Options</b>               |     |        |
| 1 Oval Brush Grommet, Location F.....        | WOF | \$ 97  |
| 1 Oval Brush Grommet, Location K.....        | WOK | \$ 97  |
| 2 Oval Brush Grommets, Location H.....       | WOH | \$ 194 |
| 1 Round Grommet, Location F.....             | WRF | \$ 76  |
| 1 Round Grommet, Location K.....             | WRK | \$ 76  |
| 2 Round Grommets, Location H.....            | WRH | \$ 152 |
| Wire Trough & Cutout (tables up to 96')..... | WTC | \$ 530 |

|          |                         |                |                                      |                       |
|----------|-------------------------|----------------|--------------------------------------|-----------------------|
|          |                         |                | top >                                | Wood<br>Butcher Block |
|          |                         |                | edge ordering code (square corner) > | <b>WB3S</b>           |
|          |                         |                | top thickness price >                | 1 3/4"                |
|          | <b>Description</b>      | <b>Model #</b> | <b>Product Wt</b>                    |                       |
| 48 x 54  | <b>MKA 4854REH42</b>    | 257            | 5930                                 |                       |
| 48 x 60  | <b>MKA 4860REH42</b>    | 271            | 6541                                 |                       |
| 48 x 66  | <b>MKA 4866REH42</b>    | 286            | 7189                                 |                       |
| 48 x 72  | <b>MKA 4872REH42</b>    | 301            | 7656                                 |                       |
| 48 x 84  | <b>MKA 4884REH42</b>    | 330            | 9084                                 |                       |
| 48 x 96  | <b>MKA 4896REH42</b>    | 359            | 10735                                |                       |
| 48 x 108 | <b>MKA 48108REH42</b> ③ | 410            | 11997                                |                       |
| 48 x 120 | <b>MKA 48120REH42</b> ③ | 449            | 13843                                |                       |
| 48 x 144 | <b>MKA 48144REH42</b> ③ | 500            | 16940                                |                       |
| 54 x 60  | <b>MKA 5460REH42</b>    | 288            | 7296                                 |                       |
| 54 x 66  | <b>MKA 5466REH42</b>    | 304            | 8039                                 |                       |
| 54 x 72  | <b>MKA 5472REH42</b>    | 320            | 8589                                 |                       |
| 54 x 84  | <b>MKA 5484REH42</b>    | 353            | 10686                                |                       |
| 54 x 96  | <b>MKA 5496REH42</b>    | 385            | 11728                                |                       |
| 54 x 108 | <b>MKA 54108REH42</b> ③ | 425            | 13959                                |                       |
| 54 x 120 | <b>MKA 54120REH42</b> ③ | 482            | 15209                                |                       |
| 54 x 144 | <b>MKA 54144REH42</b> ③ | 547            | 17791                                |                       |
| 60 x 66  | <b>MKA 6066REH42</b>    | 322            | 9009                                 |                       |
| 60 x 72  | <b>MKA 6072REH42</b>    | 340            | 9644                                 |                       |
| 60 x 84  | <b>MKA 6084REH42</b>    | 376            | 11531                                |                       |
| 60 x 96  | <b>MKA 6096REH42</b>    | 411            | 13604                                |                       |
| 60 x 108 | <b>MKA 60108REH42</b> ③ | 479            | 15602                                |                       |
| 60 x 120 | <b>MKA 60120REH42</b> ③ | 515            | 17661                                |                       |
| 60 x 144 | <b>MKA 60144REH42</b> ③ | 586            | 20568                                |                       |



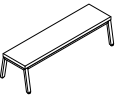


**Questions?**

800 876 2120

**Finish Options**

|   |        |
|---|--------|
| Powder Coat, Standard .....                           | n/c    |
| Powder Coat, Premium.....                             | \$ 165 |
| Clear Matte or Clear Gloss Wood Finish, Standard..... | \$ n/c |
| Alternate Wood Finish .....                           | \$ 369 |

|   |                    |                   |     | material ><br>grade > |                       |                |                |                |                |
|---|--------------------|-------------------|-----|-----------------------|-----------------------|----------------|----------------|----------------|----------------|
| Style   | Description        | Model #           | Wt  | Butcher Block         | Fabric Grade 2 or COM | Fabric Grade 3 | Fabric Grade 4 | Fabric Grade 5 | Fabric Grade 6 |
| <b>Maker A Bench</b>  |                    |                   |     |                       |                       |                |                |                |                |
| <b>1 Seat</b>   |                    |                   |     |                       |                       |                |                |                |                |
|    | Seat - Wood        | <b>MKA1618-67</b> | 52  | 2233                  |                       |                |                |                |                |
|   | Seat - Upholstered | <b>MKA1618-61</b> | 44  |                       | 2259                  | 2352           | 2446           | 2540           | 2636           |
| <b>2 Seats</b>  |                    |                   |     |                       |                       |                |                |                |                |
|   | Seat - Wood        | <b>MKA1640-67</b> | 81  | 2800                  |                       |                |                |                |                |
|   | Seat - Upholstered | <b>MKA1640-61</b> | 64  |                       | 2557                  | 2745           | 2932           | 3119           | 3310           |
| <b>3 Seats</b>  |                    |                   |     |                       |                       |                |                |                |                |
|  | Seat - Wood        | <b>MKA1663-67</b> | 112 | 3343                  |                       |                |                |                |                |
|   | Seat - Upholstered | <b>MKA1663-61</b> | 85  |                       | 2870                  | 3153           | 3434           | 3716           | 3998           |


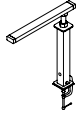
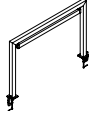
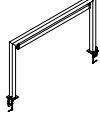
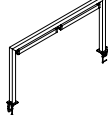
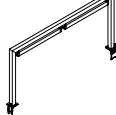
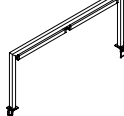
**Bench To Order, Specify...**

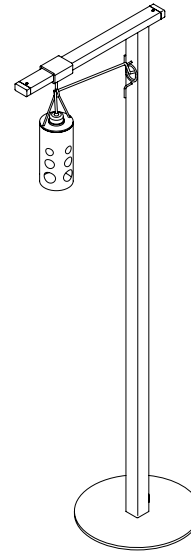
- 1 Model Number
- 2 Wood Finish
- 3 Frame Color

**Cushion To Order, Specify...**

- 1 Model Number
- 2 Upholstery Selection



|   | Description                                     | Model #          | Product Wt | Price |
|---|---|------------------|------------|-------|
|    | <b>Floor Lamp</b><br>72 3/4" Tall               | <b>MK 2273FL</b> | 33         | 1182  |
|    | <b>Clamp on Light</b>                           | <b>MK 1720CL</b> | 7          | 977   |
|    | <b>Light Bar</b><br>Accommodates 48" Long Table | <b>MK 4830LB</b> | 22         | 1194  |
|   | Accommodates 54" Long Table                     | <b>MK 5430LB</b> | 23         | 1242  |
|  | Accommodates 60" Long Table                     | <b>MK 6030LB</b> | 25         | 1645  |
|  | Accommodates 66" Long Table                     | <b>MK 6630LB</b> | 26         | 1662  |
|  | Accommodates 72" Long Table                     | <b>MK 7230LB</b> | 26         | 1682  |



To Order, Specify...

- 1 Model Number
- 2 Wood Finish
- 3 Frame Color


**Tops**

Laminate and veneer tops are 1 1/4" thick. Corian® tops have a 1" top thickness. All are standard with radius corners.

**Leg Materials**


The elliptical legs are available in Versteel's standard or Studio Steel® process. All standard powder coat finishes are available in addition to Chrome or Nickel when Studio Steel is not specified.

**Features**

The 30" tall tables are available with two (2) USB ports integrated into two or four legs. If no USB ports are desired the legs will have Black Anodized end caps which match the Black Anodized tubular understructure. A 10' long power infeed cord provides power to all USB ports. Tables are standard with 2" diameter nylon adjustable glides. Glides allow .5" adjustment of the table.

**Wire Management**

The tubular understructure incorporates wire management. Legway wire managers are included when tables are ordered with USB ports.



**Laminate and Veneer, Standard Core Construction**

The standard top construction consists of 45-50 lb particleboard, surfaced with a high pressure laminate or plain sliced veneer face. A backer sheet is laminated to the underside of the top. Tops are shipped with rectangular understructure attached and pre-drilled for field installation of bases and accessories.

**Corian® Construction**

Tops are ½" Corian® with a 7/16" thick plywood subtop glued to the bottom side with a ½" Corian® rim applied to conceal the plywood subtop. The underside is bored to allow pressing in metal screw inserts for field installation of the legs and/or connectors.

**PVC Flat or Fluted Edge**



Edge of 2mm PVC hot melt banded to the top with 1/8" radius at the top and bottom.



Offered in twenty-one (21) standard colors.

**Reverse Bevel Acrylic**



Edge of 2mm acrylic edge banding hot melt banded to MDF core. A reverse bevel is then cut into the edge exposing the MDF on the reverse bevel. The MDF is then clear coated.

**Wood Flat or Fluted Edge**



Wood banding hot melt banded to the top with 1/8" radius at the top and bottom.



Offered in Ash, Cherry, Maple or Walnut materials.

**Corian® Eased Square Edge**



A traditional 1" flat edge with a small radius where horizontal surfaces meet vertical for comfort and a softened aesthetic. Offered in ten (10) standard colors.

**Shipping Schedule**

**Standard Items**

|                     |           |
|---------------------|-----------|
| Laminate, PVC Edge  | 3-5 WEEKS |
| Laminate, Wood Edge | 3-5 WEEKS |
| Veneer, Wood Edge   | 6-8 WEEKS |
| Corian®             | 3-5 WEEKS |

Contact Versteel Customer Service for special lead time requests.

**BIFMA**

All Versteel products are constructed to pass the relevant ANSI/BIFMA standards. For more detailed specifications by series and base style, contact Versteel Customer Service at 800.876.2120.

Additional information regarding warranty, terms and conditions, shipping, care and maintenance, etc. can be found in the All Tables price list.

**To Order, Specify...**

- 1 Model Number, include top and edge style
- 2 Top Material
  - a. Laminate manufacturer and color
  - b. Veneer species and finish color
  - c. Corian® color
- 3 Edge Color
- 4 Leg Color
- 5 Additional Options

| base model |            |           |           |                | finish selections  |   |   | options |             |   |             |   |                |
|------------|------------|-----------|-----------|----------------|--------------------|---|---|---------|-------------|---|-------------|---|----------------|
| <b>TH</b>  | <b>C1</b>  | <b>48</b> | <b>RD</b> | <b>FX</b>      | <b>LP2R</b>        | / | <b>TN WZ0055-T</b>                        | /       | <b>CEBO</b> | / | <b>PALY</b> | / | <b>UDP02-A</b> |
| series     | base style | top size  | top shape | table function | top, edge & corner |   | top laminate manufacturer & laminate code |         | edge color  |   | edge color  |   | USB option(s)  |

A **THC1 48RDFX** is a Thea series 48" round table with fixed C1 bases, a laminate 1 1/2" thick top with a flat PVC edge.

The codes **TN WZ0055-T** / **CEBO** / **PALY** specify a Nevamar WZ0055-T Carijillo laminate, Ebony PVC edge and Alloy leg color.

**UDP02-A** specifies dual USB charger mounted in upper portion of two bases.

**Model Number** **THC1 48RDFX LP2R**

**Orders may be sent via**
**Mailing Address**

Versteel  
 2332 Cathy Lane  
 Jasper IN 47546

**Contact Versteel**

**Email** contact@versteel.com  
**Phone** 800 876 2120  
 812 634 2120  
**Fax** 812 482 9318

**Laminate**

Versteel's standard offering of laminates includes over 900 laminates from Formica, Nevamar, Pionite and Wilsonart.

Laminate manufacturers change standard offerings frequently, making it possible a standard product can become unavailable. Versteel cannot be responsible for any inconvenience this may cause.

**Veneer**

Thea tables are available with plain sliced Ash, Cherry, Maple and Walnut veneers.

**Veneer Species**

|                  |      |                  |      |
|------------------|------|------------------|------|
| Ash . . . . .    | AP01 | Maple. . . . .   | MP01 |
| Cherry . . . . . | CP01 | Walnut . . . . . | WP01 |

**Veneer Finish**

**Ash**

|                   |      |                   |      |
|-------------------|------|-------------------|------|
| Beach. . . . .    | VBEA | Fog . . . . .     | VFOG |
| Chestnut. . . . . | VCHE | Pebble . . . . .  | VPEB |
| Drift . . . . .   | VDRI | Whisper . . . . . | VWHI |
| Fawn . . . . .    | VFAW |                   |      |

**Cherry**

|                           |      |                          |      |
|---------------------------|------|--------------------------|------|
| Blossom Cherry . . . . .  | VBLC | Java Cherry. . . . .     | VJAC |
| Cordovan Cherry . . . . . | VCNC | Millwork Cherry. . . . . | VMWC |
| Golden Cherry . . . . .   | VGNC |                          |      |

**Maple**

|                         |      |                       |      |
|-------------------------|------|-----------------------|------|
| Caramel Maple . . . . . | VCMM | Sugar Maple . . . . . | VSUM |
| Solar Maple. . . . .    | VSLM |                       |      |

**Walnut**

|                           |      |                         |      |
|---------------------------|------|-------------------------|------|
| Brighton Walnut . . . . . | VBRW | Natural Walnut. . . . . | VNAW |
| Espresso Walnut. . . . .  | VESW |                         |      |

**Corian®**

Coian® is an advanced composite product used as an architectural and design material in a variety of residential and commercial applications.

**Corian® Colors**

|                         |       |                      |       |
|-------------------------|-------|----------------------|-------|
| Antarctica. . . . .     | NART  | Linen . . . . .      | .NLIN |
| Bisque . . . . .        | NBIS  | Matterhorn . . . . . | .NMTH |
| Designer White. . . . . | NDEW  | Pearl Gray. . . . .  | .NPLG |
| Elegant Gray . . . . .  | NELG  | Silver Gray. . . . . | .NSLG |
| Glacier White. . . . .  | .NGLW | Vanilla . . . . .    | .NVAN |

Alternative Corian® colors may be specified. Contact Customer Service for quote.

**PVC Edge Colors**

|                           |       |                            |      |
|---------------------------|-------|----------------------------|------|
| Absolute Acajou . . . . . | CABA  | Nimbus. . . . .            | CNIM |
| Alloy. . . . .            | .CALY | Pearl . . . . .            | CPEA |
| Carbon. . . . .           | .CCAR | Platinum. . . . .          | CPLA |
| Champagne . . . . .       | .CCHA | Pralines & Cream . . . . . | CPRC |
| Coconut . . . . .         | .CCOC | Shadow . . . . .           | CSHA |
| Ebony. . . . .            | .CEBO | Snow . . . . .             | CSNO |
| Florence Walnut . . . . . | .CFLW | Stone . . . . .            | CSTO |
| Fossil . . . . .          | .CFOS | Storm. . . . .             | CSTM |
| Graphite . . . . .        | .CGRA | Whisper . . . . .          | CWHI |
| Grey. . . . .             | .CGRE | White Linen . . . . .      | CWHL |
| Kensington Maple. . . . . | .CKEM |                            |      |

**Wood Edge Species**

|                  |      |                  |     |
|------------------|------|------------------|-----|
| Ash . . . . .    | .A01 | Maple. . . . .   | M01 |
| Cherry . . . . . | .C01 | Walnut . . . . . | W01 |

**Wood Edge Finishes**

**Ash**

|                   |      |                   |      |
|-------------------|------|-------------------|------|
| Beach. . . . .    | WBEA | Fog . . . . .     | WFOG |
| Chestnut. . . . . | WCHE | Pebble . . . . .  | WPEB |
| Drift . . . . .   | WDRI | Whisper . . . . . | WWHI |
| Fawn . . . . .    | WFAW |                   |      |

**Cherry**

|                           |      |                          |      |
|---------------------------|------|--------------------------|------|
| Blossom Cherry . . . . .  | WBLC | Java Cherry. . . . .     | WJAC |
| Cordovan Cherry . . . . . | WCNC | Millwork Cherry. . . . . | WMWC |
| Golden Cherry . . . . .   | WGNC |                          |      |

**Maple**

|                         |      |                       |      |
|-------------------------|------|-----------------------|------|
| Caramel Maple . . . . . | WCMM | Sugar Maple . . . . . | WSUM |
| Solar Maple. . . . .    | WSLM |                       |      |

**Walnut**

|                           |      |                         |      |
|---------------------------|------|-------------------------|------|
| Brighton Walnut . . . . . | WBRW | Natural Walnut. . . . . | WNAW |
| Espresso Walnut. . . . .  | WESW |                         |      |

**Leg Color****Powder Coat Finishes**

All powder coat finishes in the Versteel offering have been formulated with the use of epoxy, polyester or epoxy and polyester blends to maximize the finish durability.

**Powder Coat Finish Options**

|                                  |        |
|----------------------------------|--------|
| Powder Coat – Standard           | .n/c   |
| Powder Coat – Premium (Hope)     | .\$165 |
| Powder Coat – Premium (Platinum) | .\$488 |

**Powder Coat Colors**

|                |       |                         |       |
|----------------|-------|-------------------------|-------|
| Alloy          | .PALY | Mint                    | .PMNT |
| Amethyst       | .PAME | Navy                    | .PNAV |
| Anthracite     | .PANT | Nimbus                  | .PNIM |
| Black Anodized | .PBLA | Nutmeg                  | .PNUT |
| Bronze         | .PBRO | ◆ Pacific               | .PPAC |
| Calypso        | .PCAL | Pearl                   | .PPEA |
| Carbon         | .PCAR | Pebble                  | .PPEB |
| Champagne      | .PCHA | Ⓟ Platinum              | .PPLA |
| Coconut        | .PCOC | Poppy                   | .PPOP |
| ◆ Copper       | .PCOP | ◆ Raven                 | .PRAV |
| Crimson        | .PCRI | Royal                   | .PROY |
| ◆ Crystal      | .PCRY | Seaside                 | .PSEA |
| Daffodil       | .PDAF | Shipyards               | .PSHI |
| Ebony          | .PEBO | Silver                  | .PSIL |
| Forest         | .PFOR | Snow                    | .PSNO |
| Fossil         | .PFOS | Stone                   | .PSTO |
| ◆ Garnet       | .PGAR | Storm                   | .PSTM |
| ◆ Gold         | .PGOL | Terra Cotta             | .PTEC |
| Graphite       | .PGRA | Whisper                 | .PWHI |
| Ⓟ Hope         | .PHOP | White Linen             | .PWHL |
| Kelly Green    | .PKEG | Powder Coat Alternative | .OPA  |
| ◆ Matte        | .PMAT |                         |       |
| Mica           | .PMIC |                         |       |

**Transparent Powder Coats (indicated by ◆)**

Please note that the transparent characteristics of these powders allow all natural welds and textures inherent to raw steel to be visible.

**Premium Powder Coats (indicated by Ⓟ)**

Versteel's premium process uses specially formulated powder coats for a truly unique color palette.

**Chrome**

Versteel applies a deep luster chrome plated finish. Chrome is the most durable finish available. Specify Chrome and add \$165 list per table.

Chrome . . . . . ECHR

**Nickel**

Versteel applies a nickel plated finish with a clear coat applied for durability. Specify Nickel and add \$223 list per table.

Nickel . . . . . ENKL

**Studio Steel®**

Versteel's "urban fabrication" process leaves the telltale signs of welding and assembly on the surface, highlighting a manufacturing aesthetic. Choosing a clear or transparent powder coat is recommended, allowing tonal striations (created as a result of extreme heat), natural textures, and inherent qualities of raw steel to show through. Chrome and Nickel are not available with the Studio Steel process.

Studio Steel Process . . . . . \$165

**Finish Reference & Samples**

For finish color reference, please refer to our website. Contact Versteel Customer Service to receive actual color samples for color matches and final color approval.



**Special Laminate****Call for quotation**

Specify code **TSP** (*Special Laminate*), indicate the quoted charges per table

Special laminates and patterns can be specified as an option. To specify, contact Versteel for availability and pricing.

**NOTE** LAMINATES IN STANDARD COLORS AND TEXTURES FROM FORMICA, NEVAMAR, PIONITE AND WILSONART ARE STANDARD

**CAUTION** LAMINATE MANUFACTURERS CHANGE STANDARD OFFERINGS FREQUENTLY, AND IT IS POSSIBLE THAT A STANDARD PRODUCT CAN BECOME UNAVAILABLE. VERSTEEL CANNOT BE RESPONSIBLE FOR ANY INCONVENIENCE THIS MAY CAUSE.

**Custom PVC Color Match****Call for quotation / one time charge per color, per order**

Specify code **OCF** (*Custom PVC Color Match*), add cost from Versteel quotation

PVC Color Match can be the selection of a color that is available from a Versteel supplier or a new custom color developed for the order. Minimum footage requirements mean that the amount of material needed for your order will effect the cost.

For PVC Color Matching you must supply a color reference sample. Versteel will review the sample for possible existing colors available and send a sample for customer approval. If no color match exists, a custom match will be developed and sampled for customer approval before a production schedule is established.

**Powder Coat Alternative****Call for quotation**

Specify code **OPA** (*Powder Coat Alternative*), add cost from Versteel quotation

Powder Coat Alternative is available from Versteel. The entire RAL color reference along with hundreds of other color and finishes are available.

For Powder Coat Alternative matching, you must supply a color reference sample, or an RAL number. Versteel will review the sample for possible existing colors available and send a sample for customer approval. If no color match exists a custom match can be developed. Call Versteel Customer Service for associated upcharges on custom color development.

**Stain Finish Match****\$996 / one time charge per finish, per order**

Specify code **OSM** (*Stain Finish Match*), add \$996.00 list per finish, per order

Alternative Stain Finishes are available for veneer and wood edged tops.

For Stain Finish Matching you must supply two 4" x 4" finish color and grain reference samples. An expertly finish matched sample will be provided for customer approval.

**Veneer and Wood Edge Alternatives****Call for quotation**

For veneer and wood edge requirements other than the standard plain sliced Ash, Cherry, Maple and Walnut, contact Versteel Customer Service. Versteel is adept at working with a host of domestic and exotic materials. From inlays, figures, pie cuts and special edge profiles, to custom fill levels and sheens, each top is created using the best of technology and old world craftsmanship. The items you only imagined or expected to only be available from a millwork shop are now just another part of your Versteel order. Call Versteel Customer Service for availability and quotation.

**Wood Finish Alternatives****Call for quotation**

When veneer tables are required to have a finish other than the standard natural grain fill level finish appearance, semi-filled or full-filled finishes are available by requesting a quote from Versteel. Call Versteel Customer Service for availability and quotation.

**Table Top Alternatives**

Table tops can be produced in alternative top material if desired. Contact Versteel Customer Service for pricing and availability.

**Alternate Core Construction**

Alternate core constructions are available, including medium density fiberboard (MDF), and cores that contain no urea formaldehyde. Contact Versteel Customer Service for pricing and availability.

**NOTE** CUSTOMS OR ALTERNATIVES MAY AFFECT STANDARD PRODUCTION SCHEDULES

**USB Dual Power**

Dual USB charging ports integrated in the upper portion of the elliptical leg.



## SPECIFICATIONS

- Dual 5V DC 2.1A dual USB charging ports
- Flush mounted with black face plate
- Up to 4 dual-port charging units powered by a single power supply
- 10' power supply included

| Option Code | Description   |             |
|-------------|---|-------------|
| UDP02-A     | Dual USB charger mounted in upper portion of two bases (opposite one another) | \$ 473 list |
| UDP04-A     | Dual USB charger mounted in upper portion of four bases                       | \$ 522 list |

**V Charge Wireless Charging**

Wireless charging pads for phones and tablets with built-in Qi wireless charging. Pads are surface mounted into the table top.



| Option Code |  |             |
|-------------|--|-------------|
| VWCI        |  | \$ 307 list |

## SPECIFICATIONS

- 10 Watt fast charge wireless charging unit embedded in table top
- Soft touch cover plate with V Charge logo
- Surface mounted
- 6' power supply included

| Unit Color |       |     |
|------------|-------|-----|
| BLK        | Black | n/c |
| WHT        | White | n/c |

| Option Code |  |             |
|-------------|--|-------------|
| VWC2        |  | \$ 394 list |

## SPECIFICATIONS

- 15 Watt fast charge wireless charging unit embedded in table top
- Soft touch cover plate with V Charge logo
- Surface mounted
- 5' power supply included

| Unit Color |       |     |
|------------|-------|-----|
| BLK        | Black | n/c |
| WHT        | White | n/c |

**Clear Plastic Legway**

**\$19 / set of 2**









Specify code **WTL** (Clear Plastic Legway), add \$19 list per set of two

Clear plastic legways snap into place in the top and bottom of the leg guiding the wire(s) from the underside of the table to the power source, while maintaining visibility of the wires. When Thea is ordered with USB charging ports, a set of Clear Plastic Legways is included.





**Questions?**  
800 876 2120

|  |   |   |   |   |  |
|--|---|---|---|---|--|
| top ><br>edge >                          | Laminate<br>PVC   | Laminate<br>Wood  | Laminate<br>2mm Acrylic   | Veneer<br>Wood  | Corian®  |
|  | Flat  | Flat  | Reverse Bevel   | Flat  | Eased  |
| edge ordering code >                     | <br><b>LP2R</b>            | <br><b>LW2R</b>            | <br><b>LMRA2R</b> | <br><b>VW2R</b>            | <br><b>CS7R</b> |
| top thickness >                          | 1 1/4"  | 1 1/4"  | 1 1/4"  | 1 1/4"  | 1"   |
| edge ordering code >                     | Fluted<br><br><b>LPF2R</b> | Fluted<br><br><b>LWF2R</b> |   | Fluted<br><br><b>VWF2R</b> |  |
| top thickness ><br>top thickness price > | 1 1/4"  | 1 1/4"  | 1 1/4"  | 1 1/4"  | 1"   |

| Base Style | Table Description | Model # | Product Wt |
|------------|-------------------|---------|------------|
|------------|-------------------|---------|------------|



CI

| Base Style | Table Description | Model #            | Product Wt | Laminate PVC | Laminate Wood | Laminate 2mm Acrylic | Veneer Wood | Corian® |
|------------|-------------------|--------------------|------------|--------------|---------------|----------------------|-------------|---------|
|            | 36 Fix            | <b>THC1 36RDFX</b> | 82         | 1992         |               | 2384                 | 4363        | 3547    |
|            | 42 Fix            | <b>THC1 42RDFX</b> | 99         | 2230         |               | 2681                 | 4820        | 3862    |
|            | 48 Fix            | <b>THC1 48RDFX</b> | 116        | 2271         |               | 2820                 | 5283        | 4180    |
|            | 54 Fix            | <b>THC1 54RDFX</b> | 141        | 2646         |               | 3386                 | 5809        | N/A     |

**To Order, Specify...**

- 1 Model Number
- 2 Top Material
- 3 Edge Style and Thickness
- 4 Edge Color
- 5 Leg Color
- 6 Additional Options



**Finish Options**

|                             | <b>Code</b> | <b>Price</b> |
|-----------------------------|-------------|--------------|
| Chrome .....                |             | \$ 165       |
| Nickel .....                |             | \$ 223       |
| Powder Coat, Standard ..... |             | n/c          |
| Powder Coat, Premium .....  |             | \$ 165       |
| Platinum .....              |             | \$ 488       |

**Top Options**

|                                  |     |        |
|----------------------------------|-----|--------|
| Special Laminate .....           | TSP | call   |
| Custom Cutout (per cutout) ..... | TCC | \$ 120 |

**Wire Management Options**









|                                 |     |       |
|---------------------------------|-----|-------|
| Legway Manager (set of 2) ..... | WTL | \$ 19 |
|---------------------------------|-----|-------|


**Power Options**

See Options page or the Power + Data Price List



Questions?  
800 876 2120

|                       |   |   |   |   |  |
|-----------------------|---|---|---|---|--|
| top > edge >          | Laminate PVC  | Laminate Wood   | Laminate 2mm Acrylic  | Veneer Wood   | Corian®  |
|                       | Flat  | Flat  | Reverse Bevel   | Flat  | Eased  |
| edge ordering code >  | <br><b>LP2R</b>  | <br><b>LW2R</b>  | <br><b>LMRA2R</b> | <br><b>VW2R</b>  | <br><b>CS7R</b> |
| top thickness >       | 1 1/4"  | 1 1/4"  | 1 1/4"  | 1 1/4"  | 1"   |
| edge ordering code >  | <br><b>LPF2R</b> | <br><b>LWF2R</b> |   | <br><b>VWF2R</b> |  |
| top thickness >       | 1 1/4"  | 1 1/4"  |   | 1 1/4"  |  |
| top thickness price > | 1 1/4"  | 1 1/4"  |   | 1 1/4"  | 1"   |

| Base Style  | Table Description | Model #             | Product Wt | 1 1/4" | 1 1/4" | 1 1/4" | 1"   |
|---|-------------------|---------------------|------------|--------|--------|--------|------|
| <br>CI | 36 Fix            | <b>THC1 36SQFX</b>  | 90         | 1992   | 2384   | 4363   | 3547 |
|   | 42 Fix            | <b>THC1 42SQFX</b>  | 109        | 2230   | 2681   | 4820   | 3862 |
|   | 48 Fix            | <b>THC1 48SQFX</b>  | 132        | 2271   | 2820   | 5283   | 4180 |
|   | 54 fix            | <b>THC1 54SQFX*</b> | 162        | 2646   | 3386   | 5809   | N/A  |

\*Denotes tables with a center leg

To Order, Specify...

- 1 Model Number
- 2 Top Material
- 3 Edge Style and Thickness
- 4 Edge Color
- 5 Leg Color
- 6 Additional Options



**Finish Options**

|                             | <b>Code</b> | <b>Price</b> |
|-----------------------------|-------------|--------------|
| Chrome .....                |             | \$ 165       |
| Nickel.....                 |             | \$ 223       |
| Powder Coat, Standard ..... |             | n/c          |
| Powder Coat, Premium.....   |             | \$ 165       |
| Platinum.....               |             | \$ 488       |

**Top Options**

|                                  |     |        |
|----------------------------------|-----|--------|
| Special Laminate.....            | TSP | call   |
| Custom Cutout (per cutout) ..... | TCC | \$ 120 |

**Wire Management Options**

|                                |     |       |
|--------------------------------|-----|-------|
| Legway Manager (set of 2)..... | WTL | \$ 19 |
|--------------------------------|-----|-------|

**Power + Data Options**

See Options page or the Power + Data Price List



**Questions?**

800 876 2120

|                       |                 |                  |                         |                |
|-----------------------|-----------------|------------------|-------------------------|----------------|
| top ><br>edge >       | Laminate<br>PVC | Laminate<br>Wood | Laminate<br>2mm Acrylic | Veneer<br>Wood |
|                       | Flat            | Flat             | Reverse Bevel           | Flat           |
|                       |                 |                  |                         |                |
| edge ordering code >  | <b>LP2R</b>     | <b>LW2R</b>      | <b>LMRA2R</b>           | <b>VW2R</b>    |
| top thickness >       | 1 1/4"          | 1 1/4"           | 1 1/4"                  | 1 1/4"         |
|                       | Fluted          | Fluted           |                         | Fluted         |
|                       |                 |                  |                         |                |
| edge ordering code >  | <b>LPF2R</b>    | <b>LWF2R</b>     |                         | <b>VWF2R</b>   |
| top thickness >       | 1 1/4"          | 1 1/4"           |                         | 1 1/4"         |
| top thickness price > | 1 1/4"          | 1 1/4"           |                         | 1 1/4"         |

| Base Style | Table Description | Model #               | Product Wt | LP2R | LMRA2R | VW2R |
|------------|-------------------|-----------------------|------------|------|--------|------|
| <br>Cl     | 30 x 48 Fix       | <b>THC1 3048REFX</b>  | 94         | 2065 | 2469   | 4154 |
|            | 30 x 60 Fix       | <b>THC1 3060REFX</b>  | 108        | 2229 | 2684   | 4352 |
|            | 30 x 72 Fix       | <b>THC1 3072REFX</b>  | 122        | 2423 | 2959   | 4644 |
|            | 30 x 84 Fix       | <b>THC1 3084REFX*</b> | 148        | 2985 | 3577   | 5522 |
|            | 30 x 96 Fix       | <b>THC1 3096REFX*</b> | 162        | 3059 | 3729   | 6187 |
|            | 36 x 48 Fix       | <b>THC1 3648REFX</b>  | 108        | 2275 | 2710   | 4631 |
|            | 36 x 60 Fix       | <b>THC1 3660REFX</b>  | 126        | 2437 | 2918   | 4747 |
|            | 36 x 72 Fix       | <b>THC1 3672REFX</b>  | 146        | 2667 | 3233   | 4871 |
|            | 36 x 84 Fix       | <b>THC1 3684REFX*</b> | 176        | 3246 | 3866   | 5922 |
|            | 36 x 96 Fix       | <b>THC1 3696REFX*</b> | 196        | 3319 | 4018   | 6766 |
|            | 42 x 72 Fix       | <b>THC1 4272REFX*</b> | 178        | 3207 | 3787   | 6440 |
|            | 42 x 84 Fix       | <b>THC1 4284REFX*</b> | 200        | 3606 | 4282   | 6987 |
|            | 42 x 96 Fix       | <b>THC1 4296REFX*</b> | 218        | 3684 | 4439   | 7572 |
|            | 48 x 96 Fix       | <b>THC1 4896REFX*</b> | 242        | 3720 | 4513   | 7708 |

\*Denotes tables with a center leg

**To Order, Specify...**

- 1 Model Number
- 2 Top Material
- 3 Edge Style and Thickness
- 4 Edge Color
- 5 Leg Color
- 6 Additional Options





**Finish Options**

|                             | <b>Code</b> | <b>Price</b> |
|-----------------------------|-------------|--------------|
| Chrome .....                |             | \$ 165       |
| Nickel .....                |             | \$ 223       |
| Powder Coat, Standard ..... |             | n/c          |
| Powder Coat, Premium .....  |             | \$ 165       |
| Platinum .....              |             | \$ 488       |

**Top Options**

|                                  |     |        |
|----------------------------------|-----|--------|
| Special Laminate .....           | TSP | call   |
| Custom Cutout (per cutout) ..... | TCC | \$ 120 |

**Wire Management Options**

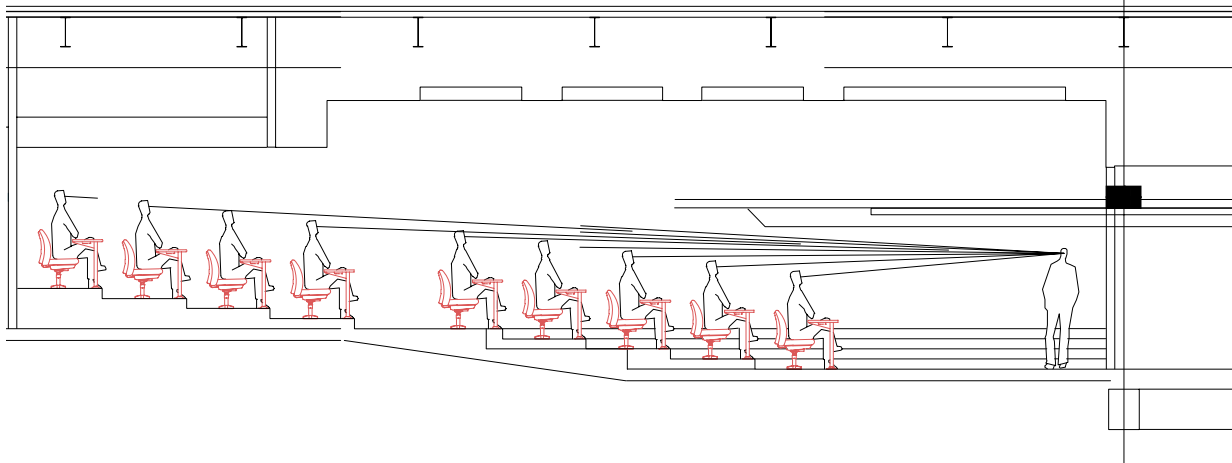
|                                 |     |       |
|---------------------------------|-----|-------|
| Legway Manager (set of 2) ..... | WTL | \$ 19 |
|---------------------------------|-----|-------|

**Power + Data Options**

See Options page or the Power + Data Price List

**Questions?**

800 876 2120

**Tier Tables****Tier Table for Presentation Facilities**

Circles, angles, wedges and straights. You think it up, we'll put it together. And you can specify in the materials and finishes that you want to match the facility you're working on. Get the Versteel performance and ingenuity that you know, with the flexibility of custom fabrication.

Versteel Tier Tables are available in any radius with modesties formed to match. Available with built in electrical and data management to assure an installation that will serve for years to come.

**Standard Specifications****Base Construction**

- Uprights: 3" x 3" x 14" gauge hot-rolled square steel tube
- Top mounting brackets, modesty mounting lugs: 11 gauge cold-rolled steel
- Floor mounting brackets: 3/16" cold-rolled steel

**Top Heights**

- Standard heights are 29", 32" and 42"
- Custom heights available (call Versteel Customer Service for pricing and availability)

**Top/Modesty Panel Construction**

- Standard Versteel top specifications - 1 1/4" tops
- 7/8" modesty panels - curved modesties available
- Additional materials available

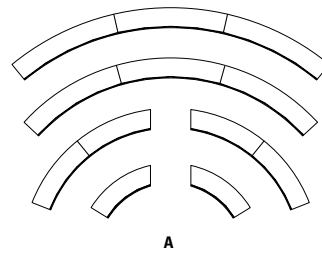
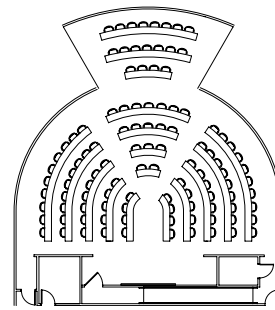
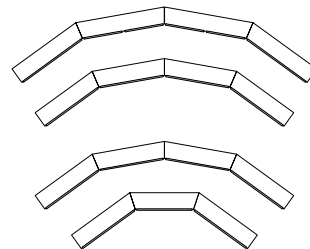
**Anchoring Method (in concrete)**

- Two 3 3/8" x 3" "Simpson Strong-Tie Titen HD® anchors" per base

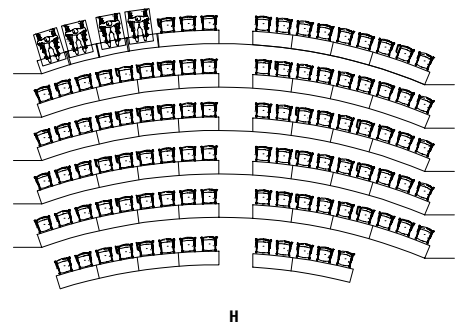
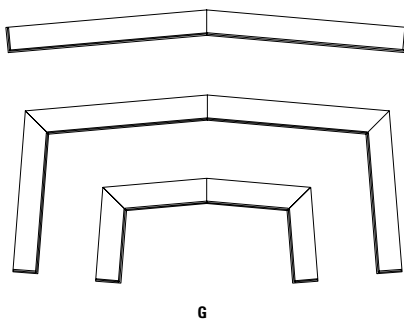
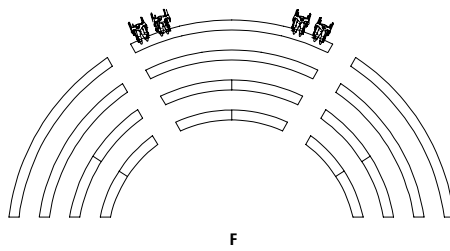
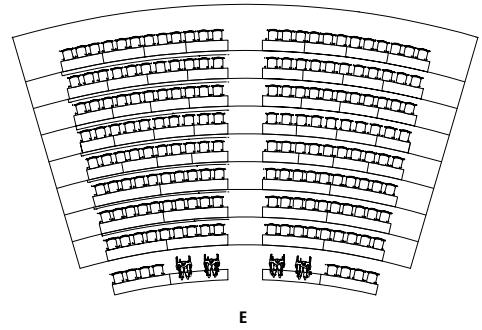
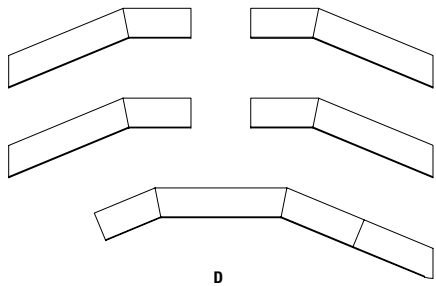
**Cutouts for Electrical Wiring**

- Standard location cutouts available on all bases
- Custom cutout locations also available

Contact Versteel Customer Service to begin project planning.

**Tier Tables Example Configurations****A****B****C**

Tier Tables Example Configurations (Continued)





#### Tops

The  $\frac{7}{8}$ " thick laminate or veneer Rectangle and Arc Rectangle top shapes are available in 24" and 30" widths and lengths of 42", 48", 60" and 72".

#### TIM Base Construction

Tim table bases are constructed of 14 gauge round tube upper legs with 16 gauge round tube telescoping height adjustment lower leg sections. Guide bushings inside the legs are molded from nylon bushing materials to provide smooth, quiet operation of the height adjustment feature. The height adjustment button is made of solid steel with a spring actuated movement. A Height Adjustment Lock Out Kit is available if you wish to lock out the push-button height adjustment feature.

#### Fixed Bases

Fixed bases feature a  $\frac{1}{4}$ " thick mounting top plate and are field installed into pre-drilled holes with hardware provided. TIM tables with fixed bases include the push-button height adjustment feature.

**NOTE** FIXED BASES ARE SHIPPED SEPARATE FROM THE TOP AND ONLY REQUIRE SCREW ATTACHMENT TO ASSEMBLE

#### Tilt-Nest-Fold Bases

Tilt feature is cable actuated with the pull of a release handle located under the table top on the end of the surface. The cable operates two brake control mechanisms mounted on each end of the table to support the top. Nest-fold features are constructed of die cast metal components and 14 gauge round tube, fully enclosed in reinforced plastic housings for smooth, quiet operation.

**NOTE** THE TABLE IS SHIPPED FACTORY ASSEMBLED FOR IMMEDIATE USE AFTER UNCARTONING

#### Table Heights

TIM tables are constructed with push-button height adjustment to provide five inches of vertical movement. The top leg hole position will set the surface height at 27" with the third from the top hole for 29" standard seated task, and the bottom round hole providing the 32" surface height required for wheelchair applications. The adjustment holes are at 1" spacing increments.

#### Casters + Glides

TIM tables are standard with two locking and two non-locking gray two-tone soft-wheeled non-hooded casters. Tables can be ordered with optional glides. This option reduces the overall table cost and keeps the tables in position without the need to lock the casters. Base glides reduce the overall table height by  $\frac{9}{16}$ ".

#### Power + Data

To complete your specification, power and data along with wire management options can be added to your table. Refer to the Power + Data Price List.

**Laminate and Veneer, Standard Core Construction**

The standard top construction consists of 45-50 lb particleboard, surfaced with a high pressure laminate or plain sliced veneer face. A backer sheet is laminated to the underside of the top. Tops are shipped pre-drilled for field installation of bases and accessories.



**PVC Flat or Fluted Edge**

Edge of 2mm PVC hot melt banded to the top with 1/8" radius at the top and bottom. Available with 1 1/2" radius corners or square corners.



Offered in twenty-one (21) standard colors.



**Wood Flat or Fluted Edge**

Wood banding hot melt banded to the top with 1/8" radius at the top and bottom. Available with 1 1/2" radius corners or square corners.



Offered in Ash, Cherry, Maple or Walnut materials.



**Bumper Edge**

Exposed ply core banding with rubberized 5/8" width bumper in the center of profile. Corners with 1 1/2" radius are available on tables with 1 1/4" edge thickness.

Offered in black bumper standard color.



**Urethane/PVC Ergo Edge (User Side)**

Edge of 1 3/4" wide molded urethane designed with a sloped ergonomic edge on one side and a 2mm PVC flat edge on the remaining sides. PVC corners are available in square or radius on 7/8" and 1 1/4" edge thicknesses.

Urethane offered in ten (10) colors with coordinating PVC colors.

**Shipping Schedule**

**Standard Items**

|                     |           |
|---------------------|-----------|
| Laminate, PVC Edge  | 3-5 WEEKS |
| Laminate, Wood Edge | 3-5 WEEKS |
| Veneer, Wood Edge   | 6-8 WEEKS |

Contact Versteel Customer Service for special lead time requests.

Contact Versteel Customer Service for special lead time requests.

**BIFMA**

All Versteel products are constructed to pass the relevant ANSI/BIFMA standards. For more detailed specifications by series and base style, contact Versteel Customer Service at 800.876.2120.

Additional information regarding warranty, terms and conditions, shipping, care and maintenance, etc. can be found in the All Tables price list.

**Panel Modesty (MPL and MPV)**

The Panel Modesty is constructed of ¼" hardboard core with laminate or veneer face and back surfaces, machined with exposed edges. Panel Modesty can be specified on both fixed and tilt-*nest-fold* base tables and will swing out to nest on the table. The 8 ½" high Panel Modesty is field mounted with hook brackets, installed with handwheels under the table top.

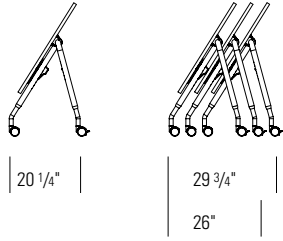
Threaded inserts are installed in the top when Panel Modesty is specified with the table. Panel Modesty shapes complement the rectangle and arc rectangle top shapes. Finish details match the top unless specified differently.

*Rectangle**Arc Rectangle***Sail Modesty (MS\_\_)**

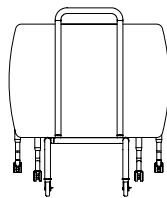
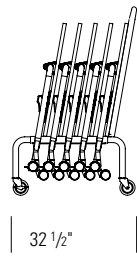
The Sail Modesty panel is constructed of Lycra® fabric hooked into slotted holes on the table legs then stretched and hooked over pegs on the under surface of the table top. Sail Modesty panels can be specified on both fixed and tilt-*nest-fold* base tables and can be stored on table when tilted, nested or folded on table transport. All TIM tables are pre-drilled for the field installation of the Sail Modesty. Top pegs are installed when Sail Modesty is specified with the table. Sail Modesty is available in coordinating colors of Alabaster, Alloy, Ebony and Frost.



TIM Tilted & Nested



TIM on Table Transport



**To Order, Specify...**

- 1 Model Number, include top and edge style
- 2 Top Material
  - a. Laminate manufacturer and color
  - b. Veneer species and finish color
- 3 Edge Color
- 4 Base Color
- 5 Additional Options

| base model |            |             |           |                | finish selections  |  |             | options     |              |                |
|------------|------------|-------------|-----------|----------------|--------------------|--|-------------|-------------|--------------|----------------|
| <b>TM</b>  | <b>V2</b>  | <b>3072</b> | <b>AR</b> | <b>TF</b>      | <b>LP1R</b>        | <b>TW D439-60</b>                          | <b>CFOS</b> | <b>ECHR</b> | <b>WRA</b>   | <b>MPL</b>     |
| series     | base style | top size    | top shape | table function | top, edge & corner | top laminate manufacturer & laminate color | edge color  | base color  | wire options | modesty option |

A **TMV2 3072ARTF LP1R** is a TIM series 30" x 72" arc rectangle table with tilt-fold bases, a laminate 7/8" thick top with a PVC edge and radius corners.

The codes **TW D439-60 / CFOS / ECHR** specify a Wilsonart D439-60 Wallaby laminate, Fossil PVC and Chrome bases.

The codes **WRA / MPL** specify a brush grommet in location A and a panel modesty.

**Model Number** **TMV2 3072ARTF LP7R**

**Orders may be sent via**
**Mailing Address**

Versteel  
 2332 Cathy Lane  
 Jasper IN 47546

**Contact Versteel**

**Email** contact@versteel.com  
**Phone** 800 876 2120  
 812 634 2120  
**Fax** 812 482 9318



**Laminate**

Versteel's standard offering of laminates includes over 900 laminates from Formica, Nevamar, Pionite and Wilsonart.

Laminate manufacturers change standard offerings frequently, making it possible a standard product can become unavailable. Versteel cannot be responsible for any inconvenience this may cause.

**Veneer**

TIM tables are available with plain sliced Ash, Cherry, Maple and Walnut veneers.

**Veneer Species**

|                  |      |                  |      |
|------------------|------|------------------|------|
| Ash . . . . .    | AP01 | Maple. . . . .   | MP01 |
| Cherry . . . . . | CP01 | Walnut . . . . . | WP01 |

**Veneer Finish**

**Ash**

|                   |      |                   |      |
|-------------------|------|-------------------|------|
| Beach. . . . .    | VBEA | Fog . . . . .     | VFOG |
| Chestnut. . . . . | VCHE | Pebble . . . . .  | VPEB |
| Drift . . . . .   | VDRI | Whisper . . . . . | VWHI |
| Fawn . . . . .    | VFAW |                   |      |

**Cherry**

|                           |      |                          |      |
|---------------------------|------|--------------------------|------|
| Blossom Cherry . . . . .  | VBLC | Java Cherry. . . . .     | VJAC |
| Cordovan Cherry . . . . . | VCNC | Millwork Cherry. . . . . | VMWC |
| Golden Cherry . . . . .   | VGNC |                          |      |

**Maple**

|                         |      |                       |      |
|-------------------------|------|-----------------------|------|
| Caramel Maple . . . . . | VCMM | Sugar Maple . . . . . | VSUM |
| Solar Maple. . . . .    | VSLM |                       |      |

**Walnut**

|                           |      |                         |      |
|---------------------------|------|-------------------------|------|
| Brighton Walnut . . . . . | VBRW | Natural Walnut. . . . . | VNAW |
| Espresso Walnut. . . . .  | VESW |                         |      |

**PVC Edge Colors**

|                           |      |                            |      |
|---------------------------|------|----------------------------|------|
| Absolute Acajou . . . . . | CABA | Nimbus. . . . .            | CNIM |
| Alloy. . . . .            | CALY | Pearl . . . . .            | CPEA |
| Carbon. . . . .           | CCAR | Platinum. . . . .          | CPLA |
| Champagne . . . . .       | CCHA | Pralines & Cream . . . . . | CPRC |
| Coconut . . . . .         | CCOC | Shadow . . . . .           | CSHA |
| Ebony. . . . .            | CEBO | Snow . . . . .             | CSNO |
| Florence Walnut . . . . . | CFLW | Stone . . . . .            | CSTO |
| Fossil . . . . .          | CFOS | Storm . . . . .            | CSTM |
| Graphite . . . . .        | CGRA | Whisper . . . . .          | CWHI |
| Grey. . . . .             | CGRE | White Linen . . . . .      | CWHL |
| Kensington Maple. . . . . | CKEM |                            |      |

**Wood Edge Species**

|                  |     |                  |     |
|------------------|-----|------------------|-----|
| Ash . . . . .    | A01 | Maple. . . . .   | M01 |
| Cherry . . . . . | C01 | Walnut . . . . . | W01 |

**Wood Edge Finishes**

**Ash**

|                   |      |                   |      |
|-------------------|------|-------------------|------|
| Beach. . . . .    | WBEA | Fog . . . . .     | WFOG |
| Chestnut. . . . . | WCHE | Pebble . . . . .  | WPEB |
| Drift . . . . .   | WDRI | Whisper . . . . . | WWHI |
| Fawn . . . . .    | WFAW |                   |      |

**Cherry**

|                           |      |                          |      |
|---------------------------|------|--------------------------|------|
| Blossom Cherry . . . . .  | WBLC | Java Cherry. . . . .     | WJAC |
| Cordovan Cherry . . . . . | WCNC | Millwork Cherry. . . . . | WMWC |
| Golden Cherry . . . . .   | WGNC |                          |      |

**Maple**

|                         |      |                       |      |
|-------------------------|------|-----------------------|------|
| Caramel Maple . . . . . | WCMM | Sugar Maple . . . . . | WSUM |
| Solar Maple. . . . .    | WSLM |                       |      |

**Walnut**

|                           |      |                         |      |
|---------------------------|------|-------------------------|------|
| Brighton Walnut . . . . . | WBRW | Natural Walnut. . . . . | WNAW |
| Espresso Walnut. . . . .  | WESW |                         |      |

**Urethane Edge Colors**

|                    |      |                       |      |
|--------------------|------|-----------------------|------|
| Alloy. . . . .     | UALY | Pearl . . . . .       | JPEA |
| Ebony. . . . .     | UEBO | Stone . . . . .       | USTO |
| Fossil . . . . .   | UFOS | Storm . . . . .       | USTM |
| Graphite . . . . . | UGRA | Whisper . . . . .     | UWHI |
| Nimbus. . . . .    | UNIM | White Linen . . . . . | UWHL |

**Powder Coat Finishes**

All powder coat finishes in the Versteel offering have been formulated with the use of epoxy, polyester or epoxy and polyester blends to maximize the finish durability.

**Powder Coat Finish Options**

|                                  |        |
|----------------------------------|--------|
| Powder Coat – Standard           | .n/c   |
| Powder Coat – Premium (Hope)     | .\$165 |
| Powder Coat – Premium (Platinum) | .\$488 |

**Powder Coat Colors**

|                |       |                         |       |
|----------------|-------|-------------------------|-------|
| Alloy          | .PALY | Mint                    | .PMNT |
| Amethyst       | .PAME | Navy                    | .PNAV |
| Anthracite     | .PANT | Nimbus                  | .PNIM |
| Black Anodized | .PBLA | Nutmeg                  | .PNUT |
| Bronze         | .PBRO | ◆ Pacific               | .PPAC |
| Calypso        | .PCAL | Pearl                   | .PPEA |
| Carbon         | .PCAR | Pebble                  | .PPEB |
| Champagne      | .PCHA | Ⓟ Platinum              | .PPLA |
| Coconut        | .PCOC | Poppy                   | .PPOP |
| ◆ Copper       | .PCOP | ◆ Raven                 | .PRAV |
| Crimson        | .PCRI | Royal                   | .PROY |
| ◆ Crystal      | .PCRY | Seaside                 | .PSEA |
| Daffodil       | .PDAF | Shipyard                | .PSHI |
| Ebony          | .PEBO | Silver                  | .PSIL |
| Forest         | .PFOR | Snow                    | .PSNO |
| Fossil         | .PFOS | Stone                   | .PSTO |
| ◆ Garnet       | .PGAR | Storm                   | .PSTM |
| ◆ Gold         | .PGOL | Terra Cotta             | .PTEC |
| Graphite       | .PGRA | Whisper                 | .PWHI |
| Ⓟ Hope         | .PHOP | White Linen             | .PWHL |
| Kelly Green    | .PKEG | Powder Coat Alternative | .OPA  |
| ◆ Matte        | .PMAT |                         |       |
| Mica           | .PMIC |                         |       |

**Transparent Powder Coats (indicated by ◆)**

Please note that the transparent characteristics of these powders allow all natural welds and textures inherent to raw steel to be visible.

**Premium Powder Coats (indicated by Ⓟ)**

Versteel's premium process uses specially formulated powder coats for a truly unique color palette.

**Chrome**

Versteel applies a deep luster chrome plated finish. Chrome is the most durable finish available. Specify Chrome and add \$165 list per table.

Chrome . . . . . ECHR

**Nickel**

Versteel applies a nickel plated finish with a clear coat applied for durability. Specify Nickel and add \$223 list per table.

Nickel . . . . . ENKL

**Finish Reference & Samples**

For finish color reference, please refer to our website. Contact Versteel Customer Service to receive actual color samples for color matches and final color approval.

**Special Laminate****Call for quotation**

Specify code **TSP** (Special Laminate), indicate the quoted charges per table

Special laminates and patterns can be specified as an option. To specify, contact Versteel Customer Service for availability and pricing.

**NOTE** LAMINATES IN STANDARD COLORS AND TEXTURES FROM FORMICA, NEVAMAR, PIONITE AND WILSONART ARE STANDARD

**CAUTION** LAMINATE MANUFACTURERS CHANGE STANDARD OFFERINGS FREQUENTLY, MAKING IT POSSIBLE A STANDARD PRODUCT CAN BECOME UNAVAILABLE. VERSTEEL CANNOT BE RESPONSIBLE FOR ANY INCONVENIENCE THIS MAY CAUSE.

**Custom PVC Color Match****Call for quotation / one time charge per color, per order**

Specify code **OCP** (Custom PVC Color Match), add cost from Versteel quotation

PVC Color Match can be the selection of a color that is available from a Versteel supplier or a new custom color developed for the order. Minimum footage requirements mean that the amount of material needed for your order will effect the cost.

For PVC Color Matching you must supply a color reference sample. Versteel will review the sample for possible existing colors available and send a sample for customer approval. If no color match exists, a custom match will be developed and sampled for customer approval before a production schedule is established.

**Custom Urethane Edge****Call for quotation / one time charge per color, per order**

Specify code **OCU** (Custom Urethane Color Match), add cost from Versteel quotation

For Urethane Color Matching you must supply a color reference sample. A custom match will be developed and sampled for customer approval before a production schedule is established.

**Powder Coat Alternative****Call for quotation**

Specify code **OPA** (Powder Coat Alternative), add cost from Versteel quotation

Powder Coat Alternative is available from Versteel. The entire RAL color reference along with hundreds of other color and finishes are available.

For Powder Coat Alternative matching, you must supply a color reference sample, or an RAL number. Versteel will review the sample for possible existing colors available and send a sample for customer approval. If no color match exists a custom match can be developed. Call Versteel Customer Service for associated upcharges on custom color development.

**Stain Finish Match**

\$996 / one time charge per finish, per order

Specify code **OSM** (Stain Finish Match), add \$996.00 list per finish, per order

Alternative Stain Finishes are available for veneer and wood edged tops.

For Stain Finish Matching you must supply two 4" x 4" finish color and grain reference samples. An expertly finish matched sample will be provided for customer approval.

**Veneer and Wood Edge Alternatives****Call for quotation**

For veneer and wood edge requirements other than the standard plain sliced Ash, Cherry, Maple and Walnut, contact Versteel Customer Service. Versteel is adept at working with a host of domestic and exotic materials. From inlays, figures, pie cuts and special edge profiles, to custom fill levels and sheens, each top is created using the best of technology and old world craftsmanship. The items you only imagined or expected to only be available from a millwork shop are now just another part of your Versteel order. Call Versteel Customer Service for availability and quotation.

**Wood Finish Alternatives****Call for quotation**

When veneer tables are required to have a finish other than the standard natural grain fill level finish appearance, semi-filled or full-filled finishes are available by requesting a quote from Versteel. Call Versteel Customer Service for availability and quotation.

**Table Top and Edge Alternatives**

Table tops and/or edges can be produced in alternative materials if desired. Contact Versteel Customer Service for pricing and availability.

**Alternate Core Construction**

Alternate core constructions are available, including medium density fiberboard (MDF), and cores that contain no urea formaldehyde. Contact Versteel Customer Service for pricing and availability.

**NOTE** CUSTOMS OR ALTERNATIVES MAY AFFECT STANDARD PRODUCTION SCHEDULES

**Base Glides****Subtract \$30**Specify code **GLD02** (Glides), Subtract \$30.00 list per table

Base Glides replace standard casters. This option reduces the overall table cost and keeps the tables in position without the need to lock the casters. Base glides reduce the overall table height by  $\frac{9}{16}$ ".

**Height Adjustment Lock Out Kit****\$49 / kit**Specify code **BHL** (Height Adjustment Lock Out Kit), add \$49.00 list per table

All TIM table have the height adjustment feature but can be locked into the desired height position easily. The Height Adjustment Lock Out Kit provides a stop and screw for each table leg. The stop fits into the round height position hole above or below the push-button and secures with the screw. The screw and stop can easily be removed to allow resetting table height as needed.

**Leash - TIM Table Link****\$95 / table**Specify code **TLS** (TIM Table Leash), add \$95.00 list per table.

The Least table link is available on all TIM tables as a casual, quick link that simply holds the tables in position to each other. The Leash is mounted to the underside of the table top, rotating from under the top to latch into the adjacent table leash.

**Top Custom Cutout****\$120 / cutout**Specify code **TCC** (Top Custom Cutout), add \$120.00 list per cutout

Top Custom Cutout requires a drawing for production and is subject to approvals.

**Sail Modesty****\$284 / each**Specify code **MS\_\_** (Sail Modesty), add \$284 list per table.

Lyrca® fabric Sail Modesty is stretched and hooked on screw pegs under table top and slotted holes in the table approach side legs. All TIM tables are pre-drilled for field installation of the Sail Modesty. Sail Modesty is available in coordinating colors of Alabaster, Alloy, Ebony and Frost. Can be stored on table when tilted, nested or folded on table transport.

**Panel Modesty, Laminate****\$412 / each**Specify code **MPL** (Panel Modesty, Laminate), add \$412 list per table.

Panel Modesty, Laminate is specified with the table and the length and shape is determined by the table top selection of rectangle or arc rectangle. Inserts are included in the table top with hook brackets and handwheels factory installed. Panel is hung from hook brackets in the field after table set up. Panel Modesty finishes match table top finish selections. When table is tilted or nested the Panel Modesty tilts against the leg but must be removed when folded on the table transport.

**Panel Modesty, Veneer****\$1022 / each**Specify code **MPV** (Panel Modesty, Veneer), add \$1022.00 list per table.

Panel Modesty, Veneer is specified with the table and the length and shape is determined by the table top selection of rectangle or arc rectangle. Inserts are included in the table top with hook brackets and handwheels factory installed. Panel is hung from hook brackets in the field after table set up. Panel Modesty finishes match table top finish selections. When table is tilted or nested the Panel Modesty tilts against the leg but must be removed when folded on the table transport.



**Table Transport - TIM**

**\$1855 / each**

Specify code **AAT3020** (Table Transport) for 42" - 72" length tables, add \$1855.00 list each

The transport saves time and labor. Its 30" width can move tables of specified lengths through doorways with ease.



**SPECIFICATIONS**

- Weight: 37 lbs.
- 30" overall depth
- Alloy powder coat finish
- Two (2) locking and two (2) non-locking casters
- Casters are non-marking wheel material

**TRANSPORT CAPACITY**

|                                     |                             |
|-------------------------------------|-----------------------------|
| FOLDED TABLES WITHOUT MODESTY PANEL | 6 ON EDGE<br>8 STACKED FLAT |
| FOLDED TABLES WITH MODESTY          | 5 STACKED FLAT              |
| OVERLAPPING FOLDED TABLES           | 4 ON EDGE                   |

**NOTE** MAXIMUM LOAD WEIGHT: 1,000 LBS

**NOTE** TABLE LEGS EXTENDED HIGHER THAN 29" STANDARD HEIGHT WILL NOT STORE ON THE TRANSPORT. THE LEGS WILL EXCEED THE TRANSPORT HEIGHT AND DRAG ON THE FLOOR WHEN ROLLING THE CART



**Questions?**

800 876 2120

top >  
edge >

edge ordering code (radius corner) >  
or  
edge ordering code (square corner) >  
top thickness >

edge ordering code (radius corner) >  
or  
edge ordering code (square corner) >  
top thickness >  
top thickness price >

| Laminate PVC                               | Laminate Wood                              | Laminate Soft PVC          | Laminate Urethane/PVC                                       | Veneer Wood                                |
|--|--|----------------------------|---|--|
| Flat<br><br>LP1R<br>or<br>LP1S<br>7/8"     | Flat<br><br>LW1R<br>or<br>LW1S<br>7/8"     | Bumper<br><br>LB1R<br>7/8" | Ergo (user side only)<br><br>LUPE1R<br>or<br>LUPE1S<br>7/8" | Flat<br><br>VW1R<br>or<br>VW1S<br>7/8"     |
| Fluted<br><br>LPF1R<br>or<br>LPF1S<br>7/8" | Fluted<br><br>LWF1R<br>or<br>LWF1S<br>7/8" |                            | PVC on remaining sides<br><br>7/8"                          | Fluted<br><br>VWF1R<br>or<br>VWF1S<br>7/8" |
| 7/8"                                       | 7/8"                                       |                            | 7/8"  | 7/8"                                       |

**Base Style**



| Table Description | Model #              | Product Wt |
|-------------------|----------------------|------------|
| 24 x 42 Fix       | <b>TMV2 2442REFX</b> | 48         |
| 24 x 42 Tilt-Fold | <b>TMV2 2442RETF</b> | 52         |
| 24 x 48 Fix       | <b>TMV2 2448REFX</b> | 53         |
| 24 x 48 Tilt-Fold | <b>TMV2 2448RETF</b> | 58         |
| 24 x 60 Fix       | <b>TMV2 2460REFX</b> | 60         |
| 24 x 60 Tilt-Fold | <b>TMV2 2460RETF</b> | 66         |
| 24 x 72 Fix       | <b>TMV2 2472REFX</b> | 69         |
| 24 x 72 Tilt-Fold | <b>TMV2 2472RETF</b> | 75         |
| 30 x 42 Fix       | <b>TMV2 3042REFX</b> | 54         |
| 30 x 42 Tilt-Fold | <b>TMV2 3042RETF</b> | 58         |
| 30 x 48 Fix       | <b>TMV2 3048REFX</b> | 59         |
| 30 x 48 Tilt-Fold | <b>TMV2 3048RETF</b> | 64         |
| 30 x 60 Fix       | <b>TMV2 3060REFX</b> | 69         |
| 30 x 60 Tilt-Fold | <b>TMV2 3060RETF</b> | 75         |
| 30 x 72 Fix       | <b>TMV2 3072REFX</b> | 80         |
| 30 x 72 Tilt-Fold | <b>TMV2 3072RETF</b> | 86         |

**To Order, Specify...**

- 1 Model Number
- 2 Top Material
- 3 Edge Style and Thickness
- 4 Edge Color
- 5 Base Color
- 6 Additional Options



| <b>Base Options</b>                              | <b>Code</b> | <b>Price</b> |
|--|-------------|--------------|
| Base Glides (subtract \$30 list per table) ..... | GLD02       | \$ -30       |
| Height Adjustment Lock Kit .....                 | BHL         | \$ 49        |

| <b>Finish Options</b>       |  |        |
|-----------------------------|--|--------|
| Chrome .....                |  | \$ 165 |
| Nickel .....                |  | \$ 223 |
| Powder Coat, Standard ..... |  | n/c    |
| Powder Coat, Premium .....  |  | \$ 165 |
| Platinum .....              |  | \$ 488 |

| <b>Top Options</b>               |     |        |
|----------------------------------|-----|--------|
| Table Leash, TIM .....           | TLS | \$ 95  |
| Special Laminate .....           | TSP | call   |
| Custom Cutout (per cutout) ..... | TCC | \$ 120 |

**Power + Data Options**  
Please reference the Power + Data Price List

| <b>Wire Management Options</b>                     |     |        |
|--|-----|--------|
| Cable Hook Legway (set of 2) .....                 | WCH | \$ 119 |
| 1 Oval Brush Grommet, Location A .....             | WOA | \$ 97  |
| 1 Oval Brush Grommet, Provide Location Print ..... | WOG | \$ 97  |
| 1 Round Grommet, Location A .....                  | WRA | \$ 76  |
| 1 Round Grommet, Provide Location Print .....      | WRG | \$ 76  |
| Canvas, Under Top Mount .....                      | WCT | \$ 228 |
| Basket, Under Top Mount .....                      | WBT | \$ 97  |

| <b>Modesty Options</b> |      |         |
|------------------------|------|---------|
| Sail, Alabaster .....  | MSAB | \$ 284  |
| Sail, Alloy .....      | MSAY | \$ 284  |
| Sail, Ebony .....      | MSEB | \$ 284  |
| Sail, Frost .....      | MSFR | \$ 284  |
| Panel, Laminate .....  | MPL  | \$ 412  |
| Panel, Veneer .....    | MPV  | \$ 1022 |

| <b>Accessories</b>                       |         |         |
|--|---------|---------|
| Table Transport, 42" to 72" tables ..... | ATT3020 | \$ 1855 |



**Questions?**

800 876 2120

**Base Style**



**Table Description      Model #      Product Wt**

|                   |                      |    |
|-------------------|----------------------|----|
| 24 x 42 Fix       | <b>TMV2 2442ARFX</b> | 47 |
| 24 x 42 Tilt-Fold | <b>TMV2 2442ARTF</b> | 51 |
| 24 x 48 Fix       | <b>TMV2 2448ARFX</b> | 52 |
| 24 x 48 Tilt-Fold | <b>TMV2 2448ARTF</b> | 57 |
| 24 x 60 Fix       | <b>TMV2 2460ARFX</b> | 59 |
| 24 x 60 Tilt-Fold | <b>TMV2 2460ARTF</b> | 65 |
| 24 x 72 Fix       | <b>TMV2 2472ARFX</b> | 68 |
| 24 x 72 Tilt-Fold | <b>TMV2 2472ARTF</b> | 74 |
| 30 x 42 Fix       | <b>TMV2 3042ARFX</b> | 53 |
| 30 x 42 Tilt-Fold | <b>TMV2 3042ARTF</b> | 57 |
| 30 x 48 Fix       | <b>TMV2 3048ARFX</b> | 58 |
| 30 x 48 Tilt-Fold | <b>TMV2 3048ARTF</b> | 63 |
| 30 x 60 Fix       | <b>TMV2 3060ARFX</b> | 68 |
| 30 x 60 Tilt-Fold | <b>TMV2 3060ARTF</b> | 74 |
| 30 x 72 Fix       | <b>TMV2 3072ARFX</b> | 79 |
| 30 x 72 Tilt-Fold | <b>TMV2 3072ARTF</b> | 85 |

| top ><br>edge >                      | Laminate<br>PVC | Laminate<br>Wood | Laminate<br>Soft PVC | Laminate<br>Urethane/PVC     | Veneer<br>Wood |
|--------------------------------------|-----------------|------------------|----------------------|------------------------------|----------------|
|                                      | Flat<br>        | Flat<br>         | Bumper<br>           | Ergo<br>(user side only)<br> | Flat<br>       |
| edge ordering code (radius corner) > | <b>LP1R</b>     | <b>LW1R</b>      | <b>LB1R</b>          | <b>LUPE1R</b>                | <b>VW1R</b>    |
| top thickness >                      | 7/8"            | 7/8"             | 7/8"                 | 7/8"                         | 7/8"           |
|                                      | Fluted<br>      | Fluted<br>       |                      |                              | Fluted<br>     |
| edge ordering code (radius corner) > | <b>LPF1R</b>    | <b>LWF1R</b>     |                      |                              | <b>VWF1R</b>   |
| top thickness >                      | 7/8"            | 7/8"             |                      | PVC on<br>remaining sides    | 7/8"           |
| top thickness price >                | 7/8"            | 7/8"             | 7/8"                 | 7/8"                         | 7/8"           |

**To Order, Specify...**

- 1 Model Number
- 2 Top Material
- 3 Edge Style and Thickness
- 4 Edge Color
- 5 Base Color
- 6 Additional Options





| <b>Base Options</b>                              | <b>Code</b> | <b>Price</b> |
|--|-------------|--------------|
| Base Glides (subtract \$30 list per table) ..... | GLD02       | \$ -30       |
| Height Adjustment Lock Kit .....                 | BHL         | \$ 49        |

| <b>Finish Options</b>       |  |        |
|-----------------------------|--|--------|
| Chrome .....                |  | \$ 165 |
| Nickel .....                |  | \$ 223 |
| Powder Coat, Standard ..... |  | n/c    |
| Powder Coat, Premium .....  |  | \$ 165 |
| Platinum .....              |  | \$ 488 |

| <b>Top Options</b>               |     |        |
|----------------------------------|-----|--------|
| Table Leash, TIM .....           | TLS | \$ 95  |
| Special Laminate .....           | TSP | call   |
| Custom Cutout (per cutout) ..... | TCC | \$ 120 |

**Power + Data Options**  
Please reference the Power + Data Price List

| <b>Wire Management Options</b>                     |     |        |
|--|-----|--------|
| Cable Hook Legway (set of 2) .....                 | WCH | \$ 119 |
| 1 Oval Brush Grommet, Location A .....             | WOA | \$ 97  |
| 1 Oval Brush Grommet, Provide Location Print ..... | WOG | \$ 97  |
| 1 Round Grommet, Location A .....                  | WRA | \$ 76  |
| 1 Round Grommet, Provide Location Print .....      | WRG | \$ 76  |
| Canvas, Under Top Mount .....                      | WCT | \$ 228 |
| Basket, Under Top Mount .....                      | WBT | \$ 97  |

| <b>Modesty Options</b> |      |         |
|------------------------|------|---------|
| Sail, Alabaster .....  | MSAB | \$ 284  |
| Sail, Alloy .....      | MSAY | \$ 284  |
| Sail, Ebony .....      | MSEB | \$ 284  |
| Sail, Frost .....      | MSFR | \$ 284  |
| Panel, Laminate .....  | MPL  | \$ 412  |
| Panel, Veneer .....    | MPV  | \$ 1022 |

| <b>Accessories</b>                       |         |         |
|--|---------|---------|
| Table Transport, 42" to 72" tables ..... | ATT3020 | \$ 1855 |

**Tops**

The  $\frac{7}{8}$ " thick laminate or veneer rectangle tops are available in 20", 24" and 30" widths and lengths of 42", 48", 60", 72", 84", 90" and 96".

**Bases**

Tables are available with an easy ergonomically-designed tilt release mechanism allowing tables to be nested when not in use. When the tilt-nest option is not desired, tables can be ordered with fixed bases. All TOD tables are standard with four dual wheel locking casters.

**Modesty Panel**

An integrated metal perforated modesty panel is standard on all TOD tables. A mini-modesty can be added to help conceal power and data units and their cords.

**Wire Management**

A clear wire manager is incorporated into the leg along with clear wire manager troughs that also serve as bumpers when nesting your tables.

**Power + Data**

To complete your specification, power and data along with wire management options can be added to your table. Refer to the Power + Data Price List.

**Laminate and Veneer, Standard Core Construction**

The standard top construction consists of 45-50 lb particleboard, surfaced with a high pressure laminate or plain sliced veneer face. A backer sheet is laminated to the underside of the top. Tables are shipped partially assembled, with legs folded for ease of shipment.



**PVC Flat or Fluted Edge**

Edge of 2mm PVC hot melt banded to the top with 1/8" radius at the top and bottom. Available with 1 1/2" radius corners or square corners.



Offered in twenty-one (21) standard colors.



**Convex T-Mold Edge**

Edge of 5/8" thick solid vinyl convex t-mold with 1 1/2" radius corners.

Offered in four (4) standard colors.



**Wood Flat or Fluted Edge**

Wood banding hot melt banded to the top with 1/8" radius at the top and bottom. Available with 1 1/2" radius corners or square corners.



Offered in Ash, Cherry, Maple or Walnut materials.

**Bumper Edge**

Exposed ply core banding with rubberized 5/8" width bumper in the center of profile. Corners with 1 1/2" radius are available on tables with 1 1/4" edge thickness.

Offered in black bumper standard color.



**Wood Square or Fluted Edge**

Edge of 1 1/4" wide solid wood with softened top and bottom edges, and square, softened mitered corners.



Offered in Ash, Cherry, Maple or Walnut materials.

**Wood Bullnose Edge**

Edge of 1 1/4" wide solid wood with a full bullnose edge, and 1" radius mitered corners.



Offered in Ash, Cherry, Maple or Walnut materials.

**Wood Reverse Bevel Edge**

Edge of 2" wide solid wood designed with a reverse sloped edge on all four sides with mitered corners.



Offered in Ash, Cherry, Maple or Walnut materials.

**Wood Ergo Edge**

Edge of 1 3/4" wide (on 7/8" thick tops) or 2 1/2" wide (on 1 1/4" thick tops) solid wood designed with a sloped edge for added comfort with softened, mitered corners.



Offered in Ash, Cherry, Maple or Walnut materials.



**Urethane/PVC Ergo Edge (User Side)**

Edge of 1 3/4" wide molded urethane designed with a sloped ergonomic edge on one side and a 2mm PVC flat edge on the remaining sides. PVC corners are available in square or radius on 7/8" and 1 1/4" edge thicknesses.

Urethane offered in ten (10) colors with coordinating PVC colors.

**Shipping Schedule**

**Standard Items**

|                              |           |
|------------------------------|-----------|
| Laminate, Convex T-Mold Edge | 3-5 WEEKS |
| Laminate, PVC Edge           | 3-5 WEEKS |
| Laminate, Wood Edge          | 3-5 WEEKS |
| Veneer, Wood Edge            | 6-8 WEEKS |

Contact Versteel Customer Service for special lead time requests.

**BIFMA**

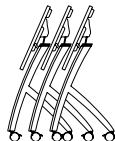
All Versteel products are constructed to pass the relevant ANSI/BIFMA standards. For more detailed specifications by series and base style, contact Versteel Customer Service at 800.876.2120.

Additional information regarding warranty, terms and conditions, shipping, care and maintenance, etc. can be found in the All Tables price list.

TOD 20" x 60"




18 1/2"



32 1/2"

26 3/4"

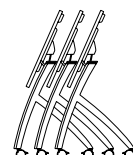


39 1/4" high

TOD 24" x 60"




22 3/4"



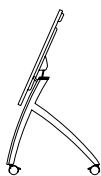
37"

31 1/4"

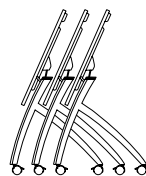


42 3/4" high

TOD 30" x 72"

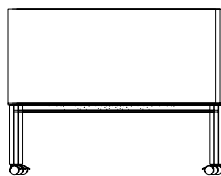


27"



41"

35 1/4"



47 3/4" high



**To Order, Specify...**

- 1 Model Number, include top and edge style
- 2 Top Material
  - a. Laminate manufacturer and color
  - b. Veneer species and finish color
- 3 Edge Style and Thickness
- 4 Edge Color
- 5 Base and Modesty Color
- 6 Additional Options

| base model |            |             |           |                |                  | finish selections  |             |             | options              |
|------------|------------|-------------|-----------|----------------|------------------|--------------------|-------------|-------------|----------------------|
| <b>TD</b>  | <b>Y2</b>  | <b>2460</b> | <b>RE</b> | <b>TN</b>      | <b>XT</b>        | <b>VW1S</b>        | <b>CP01</b> | <b>VMWC</b> | <b>PMIC</b>          |
| series     | base style | top size    | top shape | table function | modesty function | top, edge & corner | top species | top finish  | base & modesty color |

A **TDY2 2460RETN XT VW1S** is a TOD series 24" x 60" rectangle table with tilt-nest bases, fixed modesty panel, a veneer  $\frac{7}{8}$ " thick top with a flat wood edge and square corners.

The codes **CP01 / VMWC / PMIC** specify a Cherry top species with Millwork Cherry finish and Mica bases.

Model Number **TDY2 2460RETN XT**


**Orders may be sent via**
**Mailing Address**

Versteel  
 2332 Cathy Lane  
 Jasper IN 47546

**Contact Versteel**

**Email** contact@versteel.com  
**Phone** 800 876 2120  
 812 634 2120  
**Fax** 812 482 9318

**Laminate**

Versteel's standard offering of laminates includes over 900 laminates from Formica, Nevamar, Pionite and Wilsonart.

Laminate manufacturers change standard offerings frequently, making it possible a standard product can become unavailable. Versteel cannot be responsible for any inconvenience this may cause.

**Veneer**

TOD tables are available with plain sliced Ash, Cherry, Maple and Walnut veneers.

**Veneer Species**

|                  |      |                  |      |
|------------------|------|------------------|------|
| Ash . . . . .    | AP01 | Maple. . . . .   | MP01 |
| Cherry . . . . . | CP01 | Walnut . . . . . | WP01 |

**Veneer Finish**

**Ash**

|                   |      |                   |      |
|-------------------|------|-------------------|------|
| Beach. . . . .    | VBEA | Fog . . . . .     | VFOG |
| Chestnut. . . . . | VCHE | Pebble . . . . .  | VPEB |
| Drift . . . . .   | VDRI | Whisper . . . . . | VWHI |
| Fawn . . . . .    | VFAW |                   |      |

**Cherry**

|                           |      |                          |      |
|---------------------------|------|--------------------------|------|
| Blossom Cherry . . . . .  | VBLC | Java Cherry. . . . .     | VJAC |
| Cordovan Cherry . . . . . | VCNC | Millwork Cherry. . . . . | VMWC |
| Golden Cherry . . . . .   | VGNC |                          |      |

**Maple**

|                         |      |                       |      |
|-------------------------|------|-----------------------|------|
| Caramel Maple . . . . . | VCMM | Sugar Maple . . . . . | VSUM |
| Solar Maple. . . . .    | VSLM |                       |      |

**Walnut**

|                           |      |                         |      |
|---------------------------|------|-------------------------|------|
| Brighton Walnut . . . . . | VBRW | Natural Walnut. . . . . | VNAW |
| Espresso Walnut. . . . .  | VESW |                         |      |

**PVC Edge Colors**

|                           |      |                            |      |
|---------------------------|------|----------------------------|------|
| Absolute Acajou . . . . . | CABA | Nimbus. . . . .            | CNIM |
| Alloy. . . . .            | CALY | Pearl . . . . .            | CPEA |
| Carbon. . . . .           | CCAR | Platinum. . . . .          | CPLA |
| Champagne . . . . .       | CCHA | Pralines & Cream . . . . . | CPRC |
| Coconut . . . . .         | CCOC | Shadow . . . . .           | CSHA |
| Ebony. . . . .            | CEBO | Snow . . . . .             | CSNO |
| Florence Walnut . . . . . | CFLW | Stone . . . . .            | CSTO |
| Fossil . . . . .          | CFOS | Storm . . . . .            | CSTM |
| Graphite . . . . .        | CGRA | Whisper . . . . .          | CWHI |
| Grey. . . . .             | CGRE | White Linen . . . . .      | CWHL |
| Kensington Maple. . . . . | CKEM |                            |      |

**Wood Edge Species**

|                  |      |                  |     |
|------------------|------|------------------|-----|
| Ash . . . . .    | .A01 | Maple. . . . .   | M01 |
| Cherry . . . . . | .C01 | Walnut . . . . . | W01 |

**Wood Edge Finishes**

**Ash**

|                   |      |                   |      |
|-------------------|------|-------------------|------|
| Beach. . . . .    | WBEA | Fog . . . . .     | WFOG |
| Chestnut. . . . . | WCHE | Pebble . . . . .  | WPEB |
| Drift . . . . .   | WDRI | Whisper . . . . . | WWHI |
| Fawn . . . . .    | WFAW |                   |      |

**Cherry**

|                           |      |                          |      |
|---------------------------|------|--------------------------|------|
| Blossom Cherry . . . . .  | WBLC | Java Cherry. . . . .     | WJAC |
| Cordovan Cherry . . . . . | WCNC | Millwork Cherry. . . . . | WMWC |
| Golden Cherry . . . . .   | WGNC |                          |      |

**Maple**

|                         |      |                       |      |
|-------------------------|------|-----------------------|------|
| Caramel Maple . . . . . | WCMM | Sugar Maple . . . . . | WSUM |
| Solar Maple. . . . .    | WSLM |                       |      |

**Walnut**

|                           |      |                         |      |
|---------------------------|------|-------------------------|------|
| Brighton Walnut . . . . . | WBRW | Natural Walnut. . . . . | WNAW |
| Espresso Walnut. . . . .  | WESW |                         |      |

**Urethane Edge Colors**

|                  |      |                    |      |
|------------------|------|--------------------|------|
| Chicory. . . . . | UCHI | Graphite . . . . . | UGRA |
| Ebony. . . . .   | UEBO | Nimbus. . . . .    | UNIM |

**Urethane Edge Colors**

|                    |      |                       |      |
|--------------------|------|-----------------------|------|
| Alloy. . . . .     | UALY | Pearl . . . . .       | JPEA |
| Ebony. . . . .     | UEBO | Stone . . . . .       | USTO |
| Fossil . . . . .   | UFOS | Storm . . . . .       | USTM |
| Graphite . . . . . | UGRA | Whisper . . . . .     | UWHI |
| Nimbus. . . . .    | UNIM | White Linen . . . . . | UWHL |

**Powder Coat Finishes**

All powder coat finishes in the Versteel offering have been formulated with the use of epoxy, polyester or epoxy and polyester blends to maximize the finish durability.

**Powder Coat Finish Options**

|  |       |
|--|-------|
| Powder Coat – Standard . . . . .           | n/c   |
| Powder Coat – Premium (Hope). . . . .      | \$165 |
| Powder Coat – Premium (Platinum) . . . . . | \$488 |

**Powder Coat Colors**

|                         |       |                                   |       |
|-------------------------|-------|-----------------------------------|-------|
| Alloy . . . . .         | .PALY | Navy . . . . .                    | .PNAV |
| Amethyst . . . . .      | .PAME | Nimbus. . . . .                   | .PNIM |
| Anthracite . . . . .    | .PANT | Nutmeg . . . . .                  | .PNUT |
| Black Anodized. . . . . | .PBLA | Pearl . . . . .                   | .PPEA |
| Bronze . . . . .        | .PBRO | Pebble . . . . .                  | .PPEB |
| Calypso . . . . .       | .PCAL | Ⓟ Platinum . . . . .              | .PPLA |
| Carbon. . . . .         | .PCAR | Poppy. . . . .                    | .PPOP |
| Champagne . . . . .     | .PCHA | Royal . . . . .                   | .PROY |
| Coconut . . . . .       | .PCOC | Seaside . . . . .                 | .PSEA |
| Crimson . . . . .       | .PCRI | Shipyard . . . . .                | .PSHI |
| Daffodil. . . . .       | .PDAF | Silver . . . . .                  | .PSIL |
| Ebony. . . . .          | .PEBO | Snow . . . . .                    | .PSNO |
| Forest. . . . .         | .PFOR | Stone . . . . .                   | .PSTO |
| Fossil . . . . .        | .PFOS | Storm. . . . .                    | .PSTM |
| Graphite . . . . .      | .PGRA | Terra Cotta . . . . .             | .PTEC |
| Ⓟ Hope . . . . .        | .PHOP | Whisper . . . . .                 | .PWHI |
| Kelly Green . . . . .   | .PKEG | White Linen . . . . .             | .PWHL |
| Mica. . . . .           | .PMIC | Powder Coat Alternative . . . . . | .OPA  |
| Mint . . . . .          | .PMNT |                                   |       |

**Premium Powder Coats (indicated by Ⓟ)**

Versteel's premium process uses specially formulated powder coats for a truly unique color palette.

**Chrome**

Versteel applies a deep luster chrome plated finish. Chrome is the most durable finish available. Specify Chrome and add \$406 list per table.

|                  |      |
|------------------|------|
| Chrome . . . . . | ECHR |
|------------------|------|

**Finish Reference & Samples**

For finish color reference, please refer to our website. Contact Versteel Customer Service to receive actual color samples for color matches and final color approval.



**Special Laminate****Call for quotation**

Specify code **TSP** (Special Laminate), indicate the quoted charges per table

Special laminates and patterns can be specified as an option. To specify, contact Versteel Customer Service for availability and pricing.

**NOTE** LAMINATES IN STANDARD COLORS AND TEXTURES FROM FORMICA, NEVAMAR, PIONITE AND WILSONART ARE STANDARD

**CAUTION** LAMINATE MANUFACTURERS CHANGE STANDARD OFFERINGS FREQUENTLY, MAKING IT POSSIBLE A STANDARD PRODUCT CAN BECOME UNAVAILABLE. VERSTEEL CANNOT BE RESPONSIBLE FOR ANY INCONVENIENCE THIS MAY CAUSE.

**Custom PVC Color Match****Call for quotation / one time charge per color, per order**

Specify code **OCP** (Custom PVC Color Match), add cost from Versteel quotation

PVC Color Match can be the selection of a color that is available from a Versteel supplier or a new custom color developed for the order. Minimum footage requirements mean that the amount of material needed for your order will effect the cost.

For PVC Color Matching you must supply a color reference sample. Versteel will review the sample for possible existing colors available and send a sample for customer approval. If no color match exists, a custom match will be developed and sampled for customer approval before a production schedule is established.

**Custom T-Mold Color Match****Call for quotation / one time charge per color, per order**

Specify code **OCT** (Custom T-Mold Color Match), add cost from Versteel quotation

T-Mold Color Match can be the selection of a color that is available from a Versteel supplier or a new custom color developed for the order. Minimum footage requirements mean that the amount of material needed for your order will effect the cost.

For T-Mold Color Matching you must supply a color reference sample. Versteel will review the sample for possible existing colors available and send a sample for customer approval. If no color match exists, a custom match will be developed and sampled for customer approval before a production schedule is established.

**Custom Urethane Edge****Call for quotation / one time charge per color, per order**

Specify code **OCU** (Custom Urethane Color Match), add cost from Versteel quotation

For Urethane Color Matching you must supply a color reference sample. A custom match will be developed and sampled for customer approval before a production schedule is established.

**Powder Coat Alternative****Call for quotation**

Specify code **OPA** (Powder Coat Alternative), add cost from Versteel quotation

Powder Coat Alternative is available from Versteel. The entire RAL color reference along with hundreds of other color and finishes are available.

For Powder Coat Alternative matching, you must supply a color reference sample, or an RAL number. Versteel will review the sample for possible existing colors available and send a sample for customer approval. If no color match exists a custom match can be developed. Call Versteel Customer Service for associated upcharges on custom color development.

**Stain Finish Match**

\$996 / one time charge per finish, per order

Specify code **OSM** (Stain Finish Match), add \$996.00 list per finish, per order

Alternative Stain Finishes are available for veneer and wood edged tops.

For Stain Finish Matching you must supply two 4" x 4" finish color and grain reference samples. An expertly finish matched sample will be provided for customer approval.

**Veneer and Wood Edge Alternatives****Call for quotation**

For veneer and wood edge requirements other than the standard plain sliced Ash, Cherry, Maple and Walnut Versteel is adept at working with a host of domestic and exotic materials. From inlays, figures, pie cuts and special edge profiles, to custom fill levels and sheens, each top is created using the best of technology and old world craftsmanship. The items you only imagined or expected to only be available from a millwork shop are now just another part of your Versteel order. Call Versteel Customer Service for availability and quotation.

**Wood Finish Alternatives****Call for quotation**

When veneer tables are required to have a finish other than the standard natural grain fill level finish appearance, semi-filled or full-filled finishes are available by requesting a quote from Versteel. Call Versteel Customer Service for availability and quotation.

**Table Top and Edge Alternatives**

Table tops and/or edges can be produced in alternative materials if desired. Contact Versteel Customer Service for pricing and availability.










**Alternate Core Construction**

Alternate core constructions are available, including medium density fiberboard (MDF), and cores that contain no urea formaldehyde. Contact Versteel Customer Service for pricing and availability.

**NOTE** CUSTOMS OR ALTERNATIVES MAY AFFECT STANDARD PRODUCTION SCHEDULES





| Laminate Wood   | Laminate Urethane/PVC  | Veneer Wood   | Veneer 1 1/2" Wood  | Veneer 1 1/2" Wood  | Veneer Wood   |
|---|--|---|---|---|---|
| Ergo (user side only)<br><br><b>LWEI</b><br>7/8" | Ergo (user side only)<br><br><b>LUPEIR</b><br>or<br><b>LUPEIS</b><br>7/8" | Flat<br><br><b>VWIR</b><br>or<br><b>VWIS</b><br>7/8"     | Square<br><br><b>VWS1</b><br>7/8" | Bullnose<br><br><b>VWB1</b><br>7/8" | Ergo (user side only)<br><br><b>VWE1</b><br>7/8" |
| Reverse Bevel<br><br><b>LWRI</b><br>7/8"         | PVC on remaining sides   | Fluted<br><br><b>VWFIR</b><br>or<br><b>VWFIS</b><br>7/8" | Fluted<br><br><b>VWF1</b><br>7/8" |   |   |
| 7/8"  |  | 7/8"  | 7/8"  | 7/8"  | 7/8"  |
| 2648  | 2677   | 2744  | 2923  |   | 3284  |
| 2716  | 2805   | 2816  | 2997  |   | 3354  |
| 3020  | 3128   | 3075  | 3283  |   | 3663  |
| 3273  | 3393   | 3216  | 3447  |   | 3871  |
| 3869  | 3775   | 2392  | 3765  |   | 4211  |
| 3913  | 4231   | 3743  | 4043  |   | 4524  |
| 4026  | 4345   | 3858  | 4157  |   | 4638  |
| 2675  | 2706   | 2772  | 2953  |   | 3312  |
| 2746  | 2833   | 2843  | 3025  |   | 3383  |
| 3046  | 3156   | 3103  | 3311  |   | 3691  |
| 3302  | 3421   | 3246  | 3476  |   | 3902  |
| 3898  | 3803   | 3531  | 3794  |   | 4242  |
| 3942  | 4259   | 3770  | 4070  |   | 4555  |
| 4053  | 4372   | 3886  | 4186  |   | 4670  |
| 2609  | 2906   | 2753  | 2933  |   | 3276  |
| 2933  | 3021   | 3034  | 3240  |   | 3620  |
| 3240  | 3361   | 3320  | 3557  |   | 3988  |
| 3646  | 3715   | 3634  | 3903  |   | 4260  |
| 4209  | 4075   | 3914  | 4211  |   | 4679  |
| 4377  | 4604   | 4222  | 4567  |   | 5061  |
| 4495  | 4719   | 4337  | 4679  |   | 5177  |

**Base Options**

Wheelchair Height to 32" Tall (to 72" length)..... BAH \$ 100

**Code Price**

**Finish Options**

Chrome ..... \$ 406  
 Powder Coat, Standard ..... n/c  
 Powder Coat, Premium..... \$ 165  
 Platinum..... \$ 488

**Top Options**

Table Link (ends only) ..... TLE \$ 135  
 Special Laminate ..... TSP call  
 Custom Cutout (per cutout) ..... TCC \$ 120

**Power + Data Options**

Please reference the Power + Data Price List

**Wire Management Options**

1 Oval Brush Grommet, Location A ..... WOA \$ 97  
 2 Oval Brush Grommets, Location D ..... WOD \$ 194  
 2 Oval Brush Grommets, Location E ..... WOE \$ 194  
 1 Oval Brush Grommet, Provide Location Print ..... WOG \$ 97  
 1 Round Grommet, Location A ..... WRA \$ 76  
 2 Round Grommets, Location D ..... WRD \$ 152  
 2 Round Grommets, Location E ..... WRE \$ 152  
 1 Round Grommet, Provide Location Print ..... WRG \$ 76

**Mini-Modesty Options**

36" Length ..... ATMM36 \$ 165  
 42" Length ..... ATMM42 \$ 173  
 48" Length ..... ATMM48 \$ 180  
 60" Length ..... ATMM60 \$ 201  
 72" Length ..... ATMM72 \$ 254  
 84" Length ..... ATMM84 \$ 272  
 90" Length ..... ATMM90 \$ 318  
 96" Length ..... ATMM96 \$ 333



**Questions?**

800 876 2120

top >  
edge >

edge ordering code (radius corner) >  
or  
edge ordering code (square corner) >  
top thickness >

edge ordering code (radius corner) >  
or  
edge ordering code (square corner) >  
top thickness >  
top thickness price >

| Laminate PVC                               | Laminate T-Mold            | Laminate Wood                              | Laminate Soft PVC   | Laminate 1 1/2" Wood | Laminate 1 1/2" Wood |      |
|--|----------------------------|--|---------------------|----------------------|----------------------|------|
| Flat                                       | Convex                     | Flat                                       | Bumper              | Square               | Bullnose             |      |
|  |                            |  |                     |                      |                      |      |
| <b>LPIR</b><br>or<br><b>LPIS</b><br>7/8"   | <b>LTI</b><br>7/8"         | <b>LWIR</b><br>or<br><b>LWIS</b><br>7/8"   | <b>LBIR</b><br>7/8" | <b>LWSI</b><br>7/8"  | <b>LWBI</b><br>7/8"  |      |
| Fluted                                     |                            | Fluted                                     |                     | Fluted               |                      |      |
|  |                            |  |                     |                      |                      |      |
| <b>LPFIR</b><br>or<br><b>LPFIS</b><br>7/8" |                            | <b>LWfir</b><br>or<br><b>LWFIS</b><br>7/8" |                     | <b>LWF1</b><br>7/8"  |                      |      |
|  | 7/8"                       |  | 7/8"                |                      | 7/8"                 |      |
| Base Style                                 | Table Description          | Model #                                    | Product Wt          |                      |                      |      |
|  | 20 x 42 Tilt-Nest w/FixMod | <b>TDY2 2042RETN XT</b>                    | 49                  | 2118                 | 2518                 | 2792 |
|  | 20 x 48 Tilt-Nest w/FixMod | <b>TDY2 2048RETN XT</b>                    | 54                  | 2165                 | 2568                 | 2840 |
|  | 20 x 60 Tilt-Nest w/FixMod | <b>TDY2 2060RETN XT</b>                    | 65                  | 2327                 | 2828                 | 3172 |
|  | 20 x 72 Tilt-Nest w/FixMod | <b>TDY2 2072RETN XT</b>                    | 76                  | 2490                 | 3034                 | 3402 |
|  | 20 x 84 Tilt-Nest w/FixMod | <b>TDY2 2084RETN XT</b>                    | 88                  | 2990                 | 3660                 | 4113 |
|  | 20 x 90 Tilt-Nest w/FixMod | <b>TDY2 2090RETN XT</b>                    | 93                  | 3059                 | 3835                 | 4353 |
|  | 20 x 96 Tilt-Nest w/FixMod | <b>TDY2 2096RETN XT</b>                    | 98                  | 3105                 | 3881                 | 4400 |
|  | 24 x 42 Tilt-Nest w/FixMod | <b>TDY2 2442RETN XT</b>                    | 55                  | 2118                 | 2518                 | 2792 |
|  | 24 x 48 Tilt-Nest w/FixMod | <b>TDY2 2448RETN XT</b>                    | 60                  | 2165                 | 2568                 | 2840 |
|  | 24 x 60 Tilt-Nest w/FixMod | <b>TDY2 2460RETN XT</b>                    | 74                  | 2327                 | 2828                 | 3172 |
|  | 24 x 72 Tilt-Nest w/FixMod | <b>TDY2 2472RETN XT</b>                    | 85                  | 2490                 | 3034                 | 3402 |
|  | 24 x 84 Tilt-Nest w/FixMod | <b>TDY2 2484RETN XT</b>                    | 98                  | 2990                 | 3660                 | 4113 |
|  | 24 x 90 Tilt-Nest w/FixMod | <b>TDY2 2490RETN XT</b>                    | 96                  | 3059                 | 3835                 | 4353 |
|  | 24 x 96 Tilt-Nest w/FixMod | <b>TDY2 2496RETN XT</b>                    | 109                 | 3105                 | 3881                 | 4400 |
|  | 30 x 42 Tilt-Nest w/FixMod | <b>TDY2 3042RETN XT</b>                    | 62                  | 2262                 | 2603                 | 2831 |
|  | 30 x 48 Tilt-Nest w/FixMod | <b>TDY2 3048RETN XT</b>                    | 69                  | 2312                 | 2728                 | 3011 |
|  | 30 x 60 Tilt-Nest w/FixMod | <b>TDY2 3060RETN XT</b>                    | 85                  | 2655                 | 3192                 | 3557 |
|  | 30 x 72 Tilt-Nest w/FixMod | <b>TDY2 3072RETN XT</b>                    | 98                  | 2819                 | 3449                 | 3871 |
|  | 30 x 84 Tilt-Nest w/FixMod | <b>TDY2 3084RETN XT</b>                    | 112                 | 3367                 | 4164                 | 4697 |
|  | 30 x 90 Tilt-Nest w/FixMod | <b>TDY2 3090RETN XT</b>                    | 119                 | 3436                 | 4377                 | 5013 |
| 30 x 96 Tilt-Nest w/FixMod                 | <b>TDY2 3096RETN XT</b>    | 125  | 3481                | 4427                 | 5059                 |      |

**Note:** Transparent Powder Coats not available on TOD Tables

**To Order, Specify...**

- 1 Model Number
- 2 Top Material
- 3 Edge Style and Thickness
- 4 Edge Color
- 5 Base Color
- 6 Additional Options



| Laminate Wood                                    | Laminate Urethane/PVC   | Veneer Wood  | Veneer 1 1/2" Wood                | Veneer 1 1/2" Wood                  | Veneer Wood                                      |
|--|---|--|-----------------------------------|-------------------------------------|--|
| Ergo (user side only)<br><br><b>LWEI</b><br>7/8" | Ergo (user side only)<br><br><b>LUPEIR</b><br>or<br><b>LUPEIS</b><br>7/8" | Flat<br><br><b>VWIR</b><br>or<br><b>VWIS</b><br>7/8"   | Square<br><br><b>VWS1</b><br>7/8" | Bullnose<br><br><b>VWB1</b><br>7/8" | Ergo (user side only)<br><br><b>VWEI</b><br>7/8" |
| Reverse Bevel<br><br><b>LWRI</b><br>7/8"         | PVC on remaining sides  | Fluted<br><br><b>VWFR</b><br>or<br><b>VWFS</b><br>7/8" | Fluted<br><br><b>VWF1</b><br>7/8" |                                     |  |
| 7/8"   |   | 7/8"   | 7/8"                              | 7/8"                                | 7/8"   |
| 3158   | 3190  | 3255   | 3436                              |                                     | 3796   |
| 3206   | 3296  | 3306   | 3483                              |                                     | 3842   |
| 3564   | 3675  | 3621   | 3829                              |                                     | 4206   |
| 3873   | 3992  | 3819   | 4046                              |                                     | 4474   |
| 4859   | 4768  | 4497   | 4758                              |                                     | 5206   |
| 4870   | 5188  | 4699   | 4999                              |                                     | 5480   |
| 4914   | 5236  | 4746   | 5043                              |                                     | 5527   |
| 3158   | 3190  | 3255   | 3436                              |                                     | 3796   |
| 3206   | 3296  | 3306   | 3483                              |                                     | 3842   |
| 3564   | 3675  | 3621   | 3829                              |                                     | 4206   |
| 3873   | 3992  | 3819   | 4046                              |                                     | 4474   |
| 4859   | 4768  | 4497   | 4758                              |                                     | 5206   |
| 4870   | 5188  | 4699   | 4999                              |                                     | 5480   |
| 4914   | 5236  | 4746   | 5043                              |                                     | 5527   |
| 3193   | 3490  | 3343   | 3518                              |                                     | 3861   |
| 3462   | 3545  | 3564   | 3770                              |                                     | 4145   |
| 4011   | 4127  | 4086   | 4320                              |                                     | 4755   |
| 4469   | 4533  | 4454   | 4724                              |                                     | 5081   |
| 5476   | 5339  | 5180   | 5477                              |                                     | 5947   |
| 5608   | 5830  | 5449   | 5795                              |                                     | 6288   |
| 5652   | 5874  | 5497   | 5840                              |                                     | 6335   |

**Base Options**

Wheelchair Height to 32" Tall (to 72" length)..... BAH \$ 100

**Code Price**

**Finish Options**

Chrome ..... \$ 406  
 Powder Coat, Standard ..... n/c  
 Powder Coat, Premium..... \$ 165  
 Platinum..... \$ 488

**Top Options**

Table Link (ends only) ..... TLE \$ 135  
 Special Laminate ..... TSP call  
 Custom Cutout (per cutout) ..... TCC \$ 120

**Power + Data Options**

Please reference the Power + Data Price List

**Wire Management Options**

1 Oval Brush Grommet, Location A ..... WOA \$ 97  
 2 Oval Brush Grommets, Location D ..... WOD \$ 194  
 2 Oval Brush Grommets, Location E ..... WOE \$ 194  
 1 Oval Brush Grommet, Provide Location Print ..... WOG \$ 97  
 1 Round Grommet, Location A ..... WRA \$ 76  
 2 Round Grommets, Location D ..... WRD \$ 152  
 2 Round Grommets, Location E ..... WRE \$ 152  
 1 Round Grommet, Provide Location Print ..... WRG \$ 76

**Mini-Modesty Options**

36" Length ..... ATMM36 \$ 165  
 42" Length ..... ATMM42 \$ 173  
 48" Length ..... ATMM48 \$ 180  
 60" Length ..... ATMM60 \$ 201  
 72" Length ..... ATMM72 \$ 254  
 84" Length ..... ATMM84 \$ 272  
 90" Length ..... ATMM90 \$ 318  
 96" Length ..... ATMM96 \$ 333

**Training Tables**Brattice  
Specifications**VERSTEEL****Tops**

Brattice Training tables are available with rectangle shape tops ranging from 18" to 30" wide and 48" to 96" in length. The 1 1/4" laminate tops can be specified with several edge details.

**Bases**

Fixed, folding and tilt regular T bases are all standard with nylon adjustable glides. Bases are inset from the edge of the table to allow for additional leg room.

**Modesty Panels**

All Brattice training tables are standard with modesty panels. Refer to the Modesty Panel Construction Specifications page and the individual pricing pages for additional information.

**Power + Data**

To complete your specification, power and data, along with wire management options, can be added to your table. Refer to the Power + Data Price List.

**NOTE** EXCLUSIONS REGARDING EDGE THICKNESS, BASE FUNCTIONS AND HEIGHT MAY APPLY, REFER TO INDIVIDUAL PRICING PAGES FOR COMPLETE PRODUCT OFFERING

**Laminate Standard Core Construction**

The standard top construction consists of 45-50 lb particleboard, surfaced with a high pressure laminate face. A backer sheet is laminated to the underside of the top. Tops are shipped pre-drilled for field installation of bases and accessories.

**PVC Flat or Fluted Edge**



Edge of 2mm PVC hot melt banded to the top with 1/8" radius at the top and bottom. Available with 1 1/2" radius corners or square corners.



Offered in twenty-one (21) standard colors.

**Wood Flat or Fluted Edge**



Wood banding hot melt banded to the top with 1/8" radius at the top and bottom. Available with 1 1/2" radius corners or square corners.



Offered in Ash, Cherry, Maple or Walnut materials.

**Bumper Edge**



Exposed ply core banding with rubberized 5/8" width bumper in the center of profile. Corners with 1 1/2" radius are available on tables with 1 1/4" edge thickness.

Offered in black bumper standard color.

**Reverse Bevel Acrylic**



Edge of 2mm acrylic edge banding hot melt banded to MDF core. A reverse bevel is then cut into the edge exposing the MDF on the reverse bevel. The MDF is then clear coated.

**Urethane/PVC Ergo Edge (User Side)**



Edge of 1 3/4" wide molded urethane designed with a sloped ergonomic edge on one side and a 2mm PVC flat edge on the remaining sides. PVC corners are available in square or radius on 7/8" and 1 1/4" edge thicknesses.

Urethane offered in ten (10) colors with coordinating PVC colors.

**Shipping Schedule**

**Standard Items**

|                                      |           |
|--------------------------------------|-----------|
| Laminate, PVC Edge                   | 3-5 WEEKS |
| Laminate, Wood Edge                  | 3-5 WEEKS |
| Laminate, Bumper Edge                | 3-5 WEEKS |
| Laminate, Reverse Bevel Acrylic Edge | 3-5 WEEKS |
| Laminate, Urethane Edge              | 3-5 WEEKS |

Contact Versteel Customer Service for special lead time requests.

**BIFMA**

All Versteel products are constructed to pass the relevant ANSI/BIFMA standards. For more detailed specifications by series and base style, contact Versteel Customer Service at 800.876.2120.

Additional information regarding warranty, terms and conditions, shipping, care and maintenance, etc. can be found in the All Tables price list.

**Laminate Modesty, General Core Construction**

The modesty panel is constructed of  $\frac{3}{8}$ " thick, 45-50 lb. medium density particle board surfaced with high pressure laminate face on both sides. See individual styles below for panel heights per series. Modesty panel extends the length of the top and is located along the front edge of the table for maximum leg and knee clearance.

**Fixed Modesty (FixMod XM)**

The Fixed Modesty panel is mounted to the top with screws through steel brackets and must be field installed into pre-drilled positions in the top. Panel is 10" high with the following exceptions: Eliga (E1 bases) 7", Paces and Vela 8". All mounting hardware is packed with the modesty panel. Finish details match the top unless specified differently.

**Removable Modesty (RemMod RM)**

The Removable Modesty panel slides into heavy duty steel brackets that are mounted to the top. Simply tighten the handwheels to keep the modesty panel in position or loosen to remove the panel. For storage, the modesty attachment pins can be rotated 90° to prevent marring of the top surfaces. Panel is 10" high with the following exceptions: Eliga (E1 bases) 7", Paces and Vela 8". Finish details match the top unless specified differently.

**Folding Modesty (FoldMod FM)**

The Folding Modesty panel is mounted to the top with heavy duty hinge assemblies. A sliding brace supports the modesty panel in the set-up position and also holds the modesty panel in place in the stored position. Panel is 10" high with the following exception: Vela 8". Finish details match the top unless specified differently.

**Hanging Modesty (HangMod HM)**

The hanging modesty is mounted to the top with a metal hinge that is factory installed. This mechanism pivots if the table is tilted to allow for a 90 degree slim-tilt. All hanging modesty panels are 8" high. Finish details match the top unless specified differently.

**Form Metal Modesty, General Construction**

The modesty panel is constructed with an aluminum extruded back panel and a perforated hinged steel door. There are three (3) separate unobstructed channels that allow the routing of power and data cables, with a wire exit on the back for the top and middle channel. The Form Modesty panel is 10" high and extends the length of the top. The Form Modesty panel is located along the front edge of the table for maximum leg and knee clearance. Accessory end cap trim kit available.

**NOTE** RADIUS CORNERS ARE NOT RECOMMENDED ON THE TABLE TOP WHEN A FORM MODESTY IS SPECIFIED

**Fixed Form Modesty (FixFormMod XF or XFS)**

The Fixed Form Modesty panel is mounted to the top with screws through steel brackets. The fixed modesty panel must be field installed into pre-drilled positions in the top. All mounting hardware is packed with the modesty panel. Extruded back panel is black with powder coat options for the perforated steel door. Powder coat finish on perforated door matches the base finish unless specified differently. Transparent powder coat finishes are not available. The panel will be radius with round holes when the XF model is specified and square with square holes when the XFS model is specified.

**NOTE** RADIUS CORNERS ARE NOT RECOMMENDED ON THE TABLE TOP WHEN A FORM MODESTY IS SPECIFIED

**Folding Form Modesty (FoldFormMod FF)**

The Folding Form Modesty panel is mounted to the top with heavy duty steel hinge assemblies. A sliding brace supports the modesty panel in the set-up position and also holds the modesty panel in place in the stored position. Extruded back panel is black with powder coat options for the perforated steel door. Powder coat finish on perforated door matches the base finish unless specified differently. Transparent powder coat finishes are not available. The panel will be radius with round holes when the XF model is specified and square with square holes when the XFS model is specified.

**NOTE** RADIUS CORNERS ARE NOT RECOMMENDED ON THE TABLE TOP WHEN A FORM MODESTY IS SPECIFIED





**Fixed Lightweight Form Modesty  
(FixLightweightFormMod XL or XLS)**

The Fixed Lightweight Form Modesty panel is a lightweight version of the Versteel Form Modesty. It is a formed steel perforated panel that is mounted to the top with screws through steel brackets. It must be field installed into pre-drilled positions in the top. A deep channel in the back of the panel allows for the routing of power and data cables inside of the modesty. Mounting hardware is packed with the modesty panel. Powder coat finish on the perforated panel matches the base finish unless specified differently. Transparent powder coat finishes are not available. The panel will be radius with round holes when the XF model is specified and square with square holes when the XFS model is specified.

**NOTE** RADIUS CORNERS ARE NOT RECOMMENDED ON THE TABLE TOP WHEN A FORM MODESTY IS SPECIFIED

**Removable Lightweight Form Modesty  
(RemLightweightFormMod RL or RLS)**

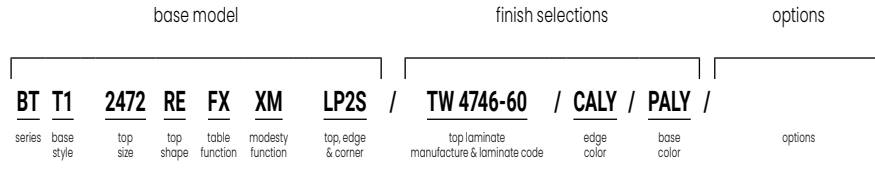
The Removable Lightweight Form Modesty panel slides into heavy duty steel brackets that are mounted to the top. Simply tighten the handwheels to secure the modesty in position or loosen them to remove the panel. Powder coat finish on the perforated panel matches the base finish unless specified differently. Transparent powder coat finishes are not available. The panel will be radius with round holes when the XF model is specified and square with square holes when the XFS model is specified.

**NOTE** RADIUS CORNERS ARE NOT RECOMMENDED ON THE TABLE TOP WHEN A FORM MODESTY IS SPECIFIED



**To Order, Specify...**

- 1 Model Number, include top and edge style
- 2 Top Material
  - a. Laminate manufacturer and color
  - b. Veneer species and finish color
- 3 Edge Color
- 4 Base Color
- 5 Additional Options



A **BTTI 2472REFX XM LP2S** is a Brattice series 24" x 72" rectangle training table with fixed T1 bases, a fixed modesty and a laminate 1/4" thick top with a PVC edge and square corners.

The codes **TW 4746-60 / CALY / PALY** specify a Wilsonart 4746-60 Woolami Brush laminate, Alloy PVC edge and Alloy bases.

**Model Number** **BTTI 2472REFX XM**



**Orders may be sent via**

**Mailing Address**  
Versteel  
2332 Cathy Lane  
Jasper IN 47546

**Contact Versteel**

**Email** contact@versteel.com  
**Phone** 800 876 2120  
812 634 2120  
**Fax** 812 482 9318

**Laminate**

Versteel's standard offering of laminates includes over 900 laminates from Formica, Nevamar, Pionite and Wilsonart.

Laminate manufacturers change standard offerings frequently, making it possible a standard product can become unavailable. Versteel cannot be responsible for any inconvenience this may cause.

**PVC Edge Colors**

|                                |                                |
|--------------------------------|--------------------------------|
| Absolute Acajou . . . . .CABA  | Pearl . . . . .CPEA            |
| Alloy . . . . .CALY            | Platinum . . . . .CPLA         |
| Carbon . . . . .CCAR           | Pralines & Cream . . . . .CPRC |
| Champagne . . . . .CCHA        | Shadow . . . . .CSHA           |
| Coconut . . . . .CCOC          | Snow . . . . .CSNO             |
| Ebony . . . . .CEBO            | Stone . . . . .CSTO            |
| Florence Walnut . . . . .CFLW  | Storm . . . . .CSTM            |
| Fossil . . . . .CFOS           | Whisper . . . . .CWHI          |
| Graphite . . . . .CGRA         | White Linen . . . . .CWHL      |
| Grey . . . . .CGRE             |                                |
| Kensington Maple . . . . .CKEM |                                |
| Nimbus . . . . .CNIM           |                                |

**Wood Edge Species**

|                     |                     |
|---------------------|---------------------|
| Ash . . . . .A01    | Maple . . . . .M01  |
| Cherry . . . . .C01 | Walnut . . . . .W01 |

**Wood Edge Finishes**

**Ash**

|                        |                       |
|------------------------|-----------------------|
| Beach . . . . .WBEA    | Fog . . . . .WFOG     |
| Chestnut . . . . .WCHE | Pebble . . . . .WPEB  |
| Drift . . . . .WDRI    | Whisper . . . . .WWHI |
| Fawn . . . . .WFAW     |                       |

**Cherry**

|                               |                               |
|-------------------------------|-------------------------------|
| Blossom Cherry . . . . .WBLC  | Java Cherry . . . . .WJAC     |
| Cordovan Cherry . . . . .WCNC | Millwork Cherry . . . . .WMWC |
| Golden Cherry . . . . .WGNC   |                               |

**Maple**

|                             |                           |
|-----------------------------|---------------------------|
| Caramel Maple . . . . .WCMM | Sugar Maple . . . . .WSUM |
| Solar Maple . . . . .WSLM   |                           |

**Walnut**

|                               |                              |
|-------------------------------|------------------------------|
| Brighton Walnut . . . . .WBRW | Natural Walnut . . . . .WNAW |
| Espresso Walnut . . . . .WESW |                              |

**Urethane Edge Colors**

|                        |                           |
|------------------------|---------------------------|
| Alloy . . . . .UALY    | Pearl . . . . .JUPEA      |
| Ebony . . . . .UEBO    | Stone . . . . .USTO       |
| Fossil . . . . .UFOS   | Storm . . . . .USTM       |
| Graphite . . . . .UGRA | Whisper . . . . .UWHI     |
| Nimbus . . . . .UNIM   | White Linen . . . . .UWHL |

**Studio Steel®**

Versteel's "urban fabrication" process leaves the telltale signs of welding and assembly on the surface, highlighting a manufacturing aesthetic. Choosing a clear or transparent powder coat is recommended, allowing tonal striations (created as a result of extreme heat), natural textures, and the inherent qualities of raw steel to show through.

Studio Steel Process . . . . . \$165

**Powder Coat Finishes**

All powder coat finishes in the Versteel offering have been formulated with the use of epoxy, polyester or epoxy and polyester blends to maximize the finish durability.

**Powder Coat Finish Options**

Powder Coat – Standard . . . . . n/c  
 Powder Coat – Premium (Hope) . . . . . \$165  
 Powder Coat – Premium (Platinum) . . . . . \$488

**Powder Coat Colors**

|                          |       |                                   |       |
|--------------------------|-------|-----------------------------------|-------|
| Alloy . . . . .          | .PALY | Mint . . . . .                    | .PMNT |
| Amethyst . . . . .       | .PAME | Navy . . . . .                    | .PNAV |
| Anthracite . . . . .     | .PANT | Nimbus . . . . .                  | .PNIM |
| Black Anodized . . . . . | .PBLA | Nutmeg . . . . .                  | .PNUT |
| Bronze . . . . .         | .PBRO | ◆ Pacific . . . . .               | .PPAC |
| Calypso . . . . .        | .PCAL | Pearl . . . . .                   | .PPEA |
| Carbon . . . . .         | .PCAR | Pebble . . . . .                  | .PPEB |
| Champagne . . . . .      | .PCHA | Ⓟ Platinum . . . . .              | .PPLA |
| Coconut . . . . .        | .PCOC | Poppy . . . . .                   | .PPOP |
| ◆ Copper . . . . .       | .PCOP | ◆ Raven . . . . .                 | .PRAV |
| Crimson . . . . .        | .PCRI | Royal . . . . .                   | .PROY |
| ◆ Crystal . . . . .      | .PCRY | Seaside . . . . .                 | .PSEA |
| Daffodil . . . . .       | .PDAF | Shipyards . . . . .               | .PSHI |
| Ebony . . . . .          | .PEBO | Silver . . . . .                  | .PSIL |
| Forest . . . . .         | .PFOR | Snow . . . . .                    | .PSNO |
| Fossil . . . . .         | .PFOS | Stone . . . . .                   | .PSTO |
| ◆ Garnet . . . . .       | .PGAR | Storm . . . . .                   | .PSTM |
| ◆ Gold . . . . .         | .PGOL | Terra Cotta . . . . .             | .PTEC |
| Graphite . . . . .       | .PGRA | Whisper . . . . .                 | .PWHI |
| Ⓟ Hope . . . . .         | .PHOP | White Linen . . . . .             | .PWHL |
| Kelly Green . . . . .    | .PKEG | Powder Coat Alternative . . . . . | .OPA  |
| ◆ Matte . . . . .        | .PMAT |                                   |       |
| Mica . . . . .           | .PMIC |                                   |       |

**Transparent Powder Coats (indicated by ◆)**

Please note that the transparent characteristics of these powders allow all natural welds and textures inherent to raw steel to be visible. Not available for application on flat sheet metal surfaces found on Brattice disc bases or Form Modesty panels.

**Premium Powder Coats (indicated by Ⓟ)**

Versteel's premium process uses specially formulated powder coats for a truly unique color palette.

**Chrome**

Versteel applies a deep luster chrome plated finish. Chrome is the most durable finish available. Specify Chrome and add \$165 list per table.

Chrome . . . . . ECHR

**NOTE** DISC BASES ARE NOT AVAILABLE IN CHROME

**Nickel**

Versteel applies a nickel plated finish with a clear coat applied for durability. Specify Nickel and add \$223 list per table.

Nickel . . . . . ENKL

**NOTE** DISC BASES ARE NOT AVAILABLE IN NICKEL

**Finish Reference & Samples**

For finish color reference, please refer to our website. Contact Versteel Customer Service to receive actual color samples for color matches and final color approval.

**Special Laminate****Call for quotation**

Specify code **TSP** (*Special Laminate*), indicate the quoted charges per table

Special laminates and patterns can be specified as an option. To specify, contact Versteel Customer Service for availability and pricing.

**NOTE** LAMINATES IN STANDARD COLORS AND TEXTURES FROM FORMICA, NEVAMAR, PIONITE AND WILSONART ARE STANDARD

**CAUTION** LAMINATE MANUFACTURERS CHANGE STANDARD OFFERINGS FREQUENTLY, MAKING IT POSSIBLE A STANDARD PRODUCT CAN BECOME UNAVAILABLE. VERSTEEL CANNOT BE RESPONSIBLE FOR ANY INCONVENIENCE THIS MAY CAUSE.

**Custom PVC Color Match****Call for quotation / one time charge per color, per order**

Specify code **OCF** (*Custom PVC Color Match*), add cost from Versteel quotation

PVC Color Match can be the selection of a color that is available from a Versteel supplier or a new custom color developed for the order. Minimum footage requirements mean that the amount of material needed for your order will effect the cost.

For PVC Color Matching you must supply a color reference sample. Versteel will review the sample for possible existing colors available and send a sample for customer approval. If no color match exists, a custom match will be developed and sampled for customer approval before a production schedule is established.

**Custom Urethane Edge****Call for quotation / one time charge per color, per order**

Specify code **OCU** (*Custom Urethane Color Match*), add cost from Versteel quotation

For Urethane Color Matching you must supply a color reference sample. A custom match will be developed and sampled for customer approval before a production schedule is established.

**Powder Coat Alternative****Call for quotation**

Specify code **OPA** (*Powder Coat Alternative*), add cost from Versteel quotation

Powder Coat Alternative is available from Versteel. The entire RAL color reference along with hundreds of other color and finishes are available.

For Powder Coat Alternative matching, you must supply a color reference sample, or an RAL number. Versteel will review the sample for possible existing colors available and send a sample for customer approval. If no color match exists a custom match can be developed. Call Versteel Customer Service for associated upcharges on custom color development.

**Stain Finish Match**

\$996 / one time charge per finish, per order

Specify code **OSM** (*Stain Finish Match*), add \$996.00 list per finish, per order

Alternative Stain Finishes are available for veneer and wood edged tops.

For Stain Finish Matching you must supply two 4" x 4" finish color and grain reference samples. An expertly finish matched sample will be provided for customer approval.

**NOTE** CUSTOMS OR ALTERNATIVES MAY AFFECT STANDARD PRODUCTION SCHEDULES

**Adjustable Height - Pneumatic T1 or TC Bases****\$1228 / table**

Specify code **BAT** (Adjustable Height - Pneumatic T1 or TC), add \$1228.00 list per table

Pneumatic adjustable height bases cover the most common ergonomic table heights of 26 ¾", 29" and 32" with a simple turn of a handwheel. Pneumatic height bases are designed for field serviceability, if ever needed. Available on T1 or TC fixed or tilt bases.

**ADJUSTABILITY WITH THREE PRESET TABLE HEIGHT STOPS**

|                   |       |
|-------------------|-------|
| TYPING HEIGHT     | 26 ¾" |
| STANDARD HEIGHT   | 29"   |
| WHEELCHAIR HEIGHT | 32"   |

**NOTE** FOR OTHER TABLE HEIGHT REQUIREMENTS CONTACT VERSTEEL CUSTOMER SERVICE FOR STRUCTURAL DETAILS, PRICING AND AVAILABILITY

**Alternate Table Height 32" and Under****\$100 / table**

Specify code **BAH** (Alternate Height 32" and under), indicate desired table height (32" or less), add \$100.00 list per table

Suggested typing height table is 26 ¾"  
Suggested wheelchair height table is 32"  
Suggested stand up height table is 42"

**NOTE** FOR OTHER TABLE HEIGHT REQUIREMENTS CONTACT VERSTEEL CUSTOMER SERVICE FOR STRUCTURAL DETAILS, PRICING AND AVAILABILITY

**Casters - Dual Hard Wheel****\$171 / table**

Specify code **CAS55** (Casters - Dual Hard Wheel), add \$171.00 list per table

Dual Hard Wheel, black, 2" diameter, standard locking casters are available for most base styles. Each is fitted into a reinforced caster receiver and must be specified at time of order. Caster option does not change the overall height of the table. See individual product pages for availability and ordering code.

**Mix - Dual Hard Wheel Casters & Glides****\$163 / table**

Specify code **BMD** (Mix - Dual Hard Wheel Casters & Glides), add \$163.00 list per table

Tables can be specified with dual hard wheel, black, 2" diameter, standard locking casters on half of the table, with glides on the other half. Each caster is fitted into a reinforced receiver and must be specified at time of order. Mix option does not change the overall height of the table.

**Casters - Dual Soft Wheel****\$171 / table**

Specify code **CAS57** (Casters - Dual Soft Wheel), add \$171.00 list per table

Dual Soft Wheel, black, 2" diameter, standard locking casters are available for most base styles. Each is fitted into a reinforced caster receiver and must be specified at time of order. Caster option does not change the overall height of the table. See individual product pages for availability and ordering code.

**Self-Leveling Glides****\$49 / table**

Specify code **GLD04** (Self-Leveling Glides), add \$49.00 list per table

Self-Leveling Glides replace standard glides. This option allows the table to automatically compensate up to ½" for floors that are not level. Self-leveling glides increase overall table height by ¾". See individual product pages for availability.



**Table Floor Mount****\$57 / table**

Specify code **AFB** (*Table Floor Mount Bracket Set*), add \$57.00 list per table

Bracket to slip over the standard table glide and fasten to the floor with fasteners supplied by the installer. Set of four (4) brackets will securely mount the table to the floor to prevent movement.



**NOTE** NOT AVAILABLE ON BASES WITH CASTERS OR SELF-LEVELING GLIDES

**Assembled Folding Table****\$77 / table**

Specify code **BAF** (*Assembled Folding Table*), add \$77.00 list per table

Folding bases can be attached to tops at the factory



**NOTE** RECTANGLE TABLES WITH FOLDING BASE AND FOLDING MODESTY PANELS ARE SHIPPED ASSEMBLED WITHOUT ADDITIONAL CHARGE

**Stretcher Rail****\$243 / table**

Specify code **BTS** (*Stretcher Rail*), required finish selection\_, add \$243.00 list per table

Available for T1 style, fixed and tilt bases to increase table rigidity. Necessary tools are provided to install the stretcher.

**NOTE** A STRETCHER IS NOT A RETROFIT ITEM, IT MUST BE SPECIFIED AT TIME OF ORDER

**Top Custom Cutout**

**\$120 / cutout**

Specify code **TCC** (Top Custom Cutout), add \$120.00 list per cutout

Top Custom Cutout requires a drawing for production and is subject to approvals.

**Table Link**

**\$251 / table**

Specify code **TLK** (Table Link), add \$251.00 list per table

Table Link is for linking Versteel table configurations in typical room situations.

Table link will prevent the accidental disconnection of power supply to adjacent tables. Available on tables with PVC, 3mm Wood, Wood Square, Wood Fluted and Ergo user side edge details.



Closed end link brackets are provided for tops without bases or tables with a base that does not allow the table to stand alone.



**Table Link - Ends Only**

**\$135 / table**

Specify code **TLE** (Table Link - Ends Only), add \$135.00 list per table

Table Link is for linking Versteel table configurations in typical room situations.

Specify Table Link - Ends Only when your configuration requires linking on the table ends only. Available on tables with PVC, 3mm Wood, Wood Square, Wood Fluted and Ergo user side edge details. Table Link - Ends Only is included with electrical package options. This will prevent the accidental disconnection of power supply to adjacent tables.



**Laptop Locker**

**\$1375 / locker**

\*Fixed tables only (not available on tilt, slim-tilt or folding tables)

Specify code **TLA1** (One Laptop Locker) or code **TLA2** (Two Laptop Lockers) add \$1375.00 list per Laptop Locker.

Indicate Manual Locking Keyed Individually **TMKI**, Manual Locking Keyed Alike **TMKA** or Electronic Locking **TLEL**. Add \$359.00 list per Laptop Locker when Electronic Locking is specified AND **TLP** (Laptop Locker power unit) which is required for the electronic locking option, add \$557.00 list (Power unit sequences up to 10 lockers, includes 1 key).

The minimum table width available with Laptop Locker is 24".



The minimum table length available with Laptop Locker is 36". The maximum table length available is 96".

2 Laptop Lockers can be installed starting at a table length of 60" or greater (table subject to additional base and/or support base when more than one unit is installed in top greater than or equal to 72").

All lockers to have urethane edge on locker door and top opening. Specify Urethane color when ordering a laptop locker.

**Urethane Colors**

|                         |                            |
|-------------------------|----------------------------|
| Alloy . . . . . UALY    | Pearl . . . . . JUPEA      |
| Ebony . . . . . UEBO    | Stone . . . . . USTO       |
| Fossil . . . . . UFOS   | Storm . . . . . USTM       |
| Graphite . . . . . UGRA | Whisper . . . . . UWHI     |
| Nimbus . . . . . UNIM   | White Linen . . . . . UWHL |

**NOTE** LAPTOP LOCKER IS NOT AVAILABLE ON VENEER TOP SURFACES, WOODGRAIN OR DIRECTIONAL PATTERN LAMINATES OR TABLE WITH LIGHTWEIGHT LAMINATE CORE.

For additional questions contact Versteel Customer Service at 800.876.2120.



**Table Transport**

**\$1855 / each**

Specify code **ATT3054** (Table Transport), add \$1855.00 list each

The transport saves time and labor. Its 31" width can move tables of any length through doorways with ease.



**SPECIFICATIONS**

- Weight: 61 lbs.
- 31" x 54" overall footprint
- Black powder coat finish
- Two (2) swivel and two (2) non-swivel casters
- 5" casters are non-marking wheel material

**TRANSPORT CAPACITY**

|                                     |                             |
|-------------------------------------|-----------------------------|
| FOLDED TABLES WITHOUT MODESTY PANEL | 6 ON EDGE<br>8 STACKED FLAT |
| FOLDED TABLES WITH MODESTY          | 5 STACKED FLAT              |
| OVERLAPPING FOLDED TABLES           | 4 ON EDGE                   |

**NOTE** MAXIMUM LOAD WEIGHT: 1,000 LBS

**NOTE** TABLES GREATER THAN 27" IN WIDTH DO NOT STACK HORIZONTALLY ON THE TRANSPORT



**Questions?**








800 876 2120


**Overlapping Folding Bases**

top >  
edge >

edge ordering code (radius corner) >  
or  
edge ordering code (square corner) >  
top thickness >

edge ordering code (radius corner) >  
or  
edge ordering code (square corner) >  
top thickness >

| Laminate PVC   | Laminate Wood   | Laminate Soft PVC  | Laminate Urethane/PVC  |
|--|---|--|--|
| Flat<br><br><b>LP2R</b><br>or<br><b>LP2S</b><br>1 1/4"     | Flat<br><br><b>LW2R</b><br>or<br><b>LW2S</b><br>1 1/4"     | Bumper<br><br><b>LB2R</b><br><br>1 1/4"                                     | Ergo (user side only)<br><br><b>LUPE2R</b><br>or<br><b>LUPE2S</b><br>1 1/4" |
| Fluted<br><br><b>LPF2R</b><br>or<br><b>LPF2S</b><br>1 1/4" | Fluted<br><br><b>LWF2R</b><br>or<br><b>LWF2S</b><br>1 1/4" | Reverse Bevel Acrylic<br><br><b>LMRA2R</b><br>or<br><b>LMRA2S</b><br>1 1/4" | PVC on remaining sides<br><br><br><br><br><br><br><br><br><br>1 1/4"   |
| 1 1/4"   | 1 1/4"  | 1 1/4"   | 1 1/4"   |

| Base Style  | Table Description                    | Model #                        | Product Wt |
|---|--------------------------------------|--------------------------------|------------|
| <br>T1 | 18 x 48 Fix w/FixMod                 | <b>BTTI 1848REFX XM</b>        | 65         |
|   | 18 x 48 Fix w/RemMod                 | <b>BTTI 1848REFX RM</b>        | 65         |
|   | 18 x 48 Fold w/RemMod                | <b>BTTI 1848REFO RM</b>        | 67         |
|   | 18 x 48 Slim-Tilt w/HangMod          | <b>BTTI 1848REST HM</b>        | 77         |
|   | 18 x 48 Fix w/FixLightweightFormMod  | <b>BTTI 1848REFX XL OR XLS</b> | 65         |
|   | 18 x 48 Fix w/RemLightweightFormMod  | <b>BTTI 1848REFX RL OR RLS</b> | 65         |
|   | 18 x 48 Fold w/RemLightweightFormMod | <b>BTTI 1848REFO RL OR RLS</b> | 67         |
|   | 18 x 48 Fix w/FixFormMod             | <b>BTTI 1848REFX XF OR XFS</b> | 65         |
|   | 18 x 60 Fix w/FixMod                 | <b>BTTI 1860REFX XM</b>        | 76         |
|   | 18 x 60 Fix w/RemMod                 | <b>BTTI 1860REFX RM</b>        | 76         |
|   | 18 x 60 Fold w/RemMod                | <b>BTTI 1860REFD RM</b>        | 78         |
|   | 18 x 60 Slim-Tilt w/HangMod          | <b>BTTI 1860REST HM</b>        | 88         |
|   | 18 x 60 Fix w/FixLightweightFormMod  | <b>BTTI 1860REFX XL OR XLS</b> | 75         |
|   | 18 x 60 Fix w/RemLightweightFormMod  | <b>BTTI 1860REFX RL OR RLS</b> | 75         |
|   | 18 x 60 Fold w/RemLightweightFormMod | <b>BTTI 1860REFD RL OR RLS</b> | 77         |
|   | 18 x 60 Fix w/FixFormMod             | <b>BTTI 1860REFX XF OR XFS</b> | 88         |
|   | 18 x 72 Fix w/FixMod                 | <b>BTTI 1872REFX XM</b>        | 87         |
|   | 18 x 72 Fix w/RemMod                 | <b>BTTI 1872REFX RM</b>        | 87         |
|   | 18 x 72 Fold w/RemMod                | <b>BTTI 1872REFD RM</b>        | 89         |
|   | 18 x 72 Slim-Tilt w/HangMod          | <b>BTTI 1872REST HM</b>        | 99         |
|   | 18 x 72 Fix w/FixLightweightFormMod  | <b>BTTI 1872REFX XL OR XLS</b> | 88         |
|   | 18 x 72 Fix w/RemLightweightFormMod  | <b>BTTI 1872REFX RL OR RLS</b> | 88         |
|   | 18 x 72 Fold w/RemLightweightFormMod | <b>BTTI 1872REFD RL OR RLS</b> | 90         |
|   | 18 x 72 Fix w/FixFormMod             | <b>BTTI 1872REFX XF OR XFS</b> | 102        |

**Note:** Training tables are often used with lightweight computer accessories. For heavy duty applications, such as large scale computer equipment, multiple monitor mounts, etc., Versteel suggests adding a third leg or stretcher. Contact Customer Service if you have specific application concerns or questions.

**To Order, Specify...**

- 1 Model Number
- 2 Top Material
- 3 Edge Style and Thickness
- 4 Edge Color
- 5 Base Color
- 6 Additional Options



| <b>Base Options</b>                                | <b>Code</b> | <b>Price</b> |
|--|-------------|--------------|
| Assembled Folding Table .....                      | .BAF        | \$ 77        |
| Alternate Table Height 32" & Under.....            | .BAH        | \$ 100       |
| Alternate Table Height 32" & Over.....             | .BSP        | \$ call      |
| Adjustable Height, Pneumatic (Fix/Tilt).....       | .BAT        | \$ 1228      |
| Casters (4), Dual Wheel Black Hard Wheel .....     | .CAS55      | \$ 171       |
| Casters (4), Dual Wheel Black Soft Wheel .....     | .CAS57      | \$ 171       |
| Mix, Dual Wheel Casters & Glides .....             | .BMD        | \$ 163       |
| Self-Leveling Glides (4).....                      | .GLD04      | \$ 49        |
| Stretcher Rail (Fix/Tilt) Finish Same as Base..... | .BTS        | \$ 243       |

| <b>Finish Options</b>       |  |        |
|-----------------------------|--|--------|
| Chrome .....                |  | \$ 165 |
| Nickel.....                 |  | \$ 223 |
| Powder Coat, Standard ..... |  | n/c    |
| Powder Coat, Premium.....   |  | \$ 165 |
| Platinum.....               |  | \$ 488 |

| <b>Top Options</b>                |      |        |
|-----------------------------------|------|--------|
| Table Link (all four sides) ..... | .TLK | \$ 251 |
| Table Link (18" ends only).....   | .TLE | \$ 135 |
| Special Laminate.....             | .TSP | call   |
| Custom Cutout (per cutout) .....  | .TCC | \$ 120 |

**Power + Data Options**  
Please reference the Power + Data Price List

| <b>Wire Management Options</b>                    |      |        |
|---|------|--------|
| Basket, Modesty Mount.....                        | .WBM | \$ 97  |
| Basket, Under Top Mount.....                      | .WBT | \$ 97  |
| Cable Hook Legway .....                           | .WCK | \$ 119 |
| Canvas Legway .....                               | .WCL | \$ 100 |
| Plastic Legway.....                               | .WRL | \$ 78  |
| 1 Oval Brush Grommet, Location A.....             | .WOA | \$ 97  |
| 2 Oval Brush Grommets, Location E.....            | .WOE | \$ 194 |
| 1 Oval Brush Grommet, Provide Location Print..... | .WOG | \$ 97  |
| 1 Round Grommet, Location A.....                  | .WRA | \$ 76  |
| 2 Round Grommets, Location E.....                 | .WRE | \$ 152 |
| 1 Round Grommet, Provide Location Print .....     | .WRG | \$ 76  |

| <b>Accessories</b>                    |           |         |
|---------------------------------------|-----------|---------|
| CPU Holder (3" - 9" adjustment) ..... | .ACPU3-9F | \$ 237  |
| CPU Holder (5" - 8" adjustment).....  | .ACPU5-8F | \$ 155  |
| CPU Holder (3" - 5" adjustment).....  | .ACPU3F   | \$ 155  |
| Table Transport .....                 | .ATT3054  | \$ 1855 |
| Table Floor Mount Bracket Set.....    | .AFB      | \$ 57   |










**Questions?**


800 876 2120

top >  
edge >

edge ordering code (radius corner) >  
or  
edge ordering code (square corner) >  
top thickness >

edge ordering code (radius corner) >  
or  
edge ordering code (square corner) >  
top thickness >  
top thickness price >

| Laminate PVC   | Laminate Wood   | Laminate Soft PVC  | Laminate Urethane/PVC  |
|--|---|--|--|
| Flat<br><br><b>LP2R</b><br>or<br><b>LP2S</b><br>1 1/4"     | Flat<br><br><b>LW2R</b><br>or<br><b>LW2S</b><br>1 1/4"     | Bumper<br><br><b>LB2R</b><br><br>1 1/4"                                     | Ergo (user side only)<br><br><b>LUPE2R</b><br>or<br><b>LUPE2S</b><br>1 1/4" |
| Fluted<br><br><b>LPF2R</b><br>or<br><b>LPF2S</b><br>1 1/4" | Fluted<br><br><b>LWF2R</b><br>or<br><b>LWF2S</b><br>1 1/4" | Reverse Bevel Acrylic<br><br><b>LMRA2R</b><br>or<br><b>LMRA2S</b><br>1 1/4" | PVC on remaining sides<br><br><br><br><br><br><br><br><br><br>1 1/4"   |
| 1 1/4"   | 1 1/4"  | 1 1/4"   | 1 1/4"   |

| Base Style  | Table Description           | Model #                 | Product Wt |
|---|-----------------------------|-------------------------|------------|
| <br>T1 | 18 x 84 Fix w/FixMod        | <b>BTT1 1884REFX XM</b> | 98         |
|   | 18 x 84 Fix w/RemMod        | <b>BTT1 1884REFX RM</b> | 98         |
|   | 18 x 84 Fold w/RemMod       | <b>BTT1 1884REFD RM</b> | 100        |
|   | 18 x 84 Slim-Tilt w/HangMod | <b>BTT1 1884REST HM</b> | 110        |
|   | 18 x 90 Fix w/FixMod        | <b>BTT1 1890REFX XM</b> | 104        |
|   | 18 x 90 Fix w/RemMod        | <b>BTT1 1890REFX RM</b> | 104        |
|   | 18 x 90 Fold w/RemMod       | <b>BTT1 1890REFD RM</b> | 106        |
|   | 18 x 90 Slim-Tilt w/HangMod | <b>BTT1 1890REST HM</b> | 116        |
|   | 18 x 96 Fix w/FixMod        | <b>BTT1 1896REFX XM</b> | 109        |
|   | 18 x 96 Fix w/RemMod        | <b>BTT1 1896REFX RM</b> | 109        |
|   | 18 x 96 Fold w/RemMod       | <b>BTT1 1896REFD RM</b> | 111        |
|   | 18 x 96 Slim-Tilt w/HangMod | <b>BTT1 1896REST HM</b> | 121        |

**Note:** The price of the 84", 90" and 96" models include a stretcher rail required for additional support. Contact Customer Service if you have specific application concerns or questions.

**To Order, Specify...**

- 1 Model Number
- 2 Top Material
- 3 Edge Style and Thickness
- 4 Edge Color
- 5 Base Color
- 6 Additional Options



| <b>Base Options</b>                                | <b>Code</b> | <b>Price</b> |
|--|-------------|--------------|
| Assembled Folding Table .....                      | .BAF        | \$ 77        |
| Alternate Table Height 32" & Under.....            | .BAH        | \$ 100       |
| Alternate Table Height 32" & Over.....             | .BSP        | \$ call      |
| Adjustable Height, Pneumatic (Fix/Tilt).....       | .BAT        | \$ 1228      |
| Self-Leveling Glides (4).....                      | .GLD04      | \$ 49        |
| Stretcher Rail (Fix/Tilt) Finish Same as Base..... | .BTS        | \$ 243       |

| <b>Finish Options</b>       |  |        |
|-----------------------------|--|--------|
| Chrome .....                |  | \$ 165 |
| Nickel.....                 |  | \$ 223 |
| Powder Coat, Standard ..... |  | n/c    |
| Powder Coat, Premium.....   |  | \$ 165 |
| Platinum.....               |  | \$ 488 |

| <b>Top Options</b>                |      |        |
|-----------------------------------|------|--------|
| Table Link (all four sides) ..... | .TLK | \$ 251 |
| Table Link (18" ends only).....   | .TLE | \$ 135 |
| Special Laminate.....             | .TSP | call   |
| Custom Cutout (per cutout) .....  | .TCC | \$ 120 |

**Power + Data Options**  
Please reference the Power + Data Price List

| <b>Wire Management Options</b>                    |      |        |
|---|------|--------|
| Basket, Modesty Mount.....                        | .WBM | \$ 97  |
| Basket, Under Top Mount.....                      | .WBT | \$ 97  |
| Cable Hook Legway .....                           | .WCK | \$ 119 |
| Canvas Legway .....                               | .WCL | \$ 100 |
| Plastic Legway.....                               | .WRL | \$ 78  |
| 1 Oval Brush Grommet, Location A.....             | .WOA | \$ 97  |
| 2 Oval Brush Grommets, Location E.....            | .WOE | \$ 194 |
| 1 Oval Brush Grommet, Provide Location Print..... | .WOG | \$ 97  |
| 1 Round Grommet, Location A.....                  | .WRA | \$ 76  |
| 2 Round Grommets, Location E.....                 | .WRE | \$ 152 |
| 1 Round Grommet, Provide Location Print .....     | .WRG | \$ 76  |

| <b>Accessories</b>                    |           |         |
|---------------------------------------|-----------|---------|
| CPU Holder (3" - 9" adjustment) ..... | .ACPU3-9F | \$ 237  |
| CPU Holder (5" - 8" adjustment).....  | .ACPU5-8F | \$ 155  |
| CPU Holder (3" - 5" adjustment).....  | .ACPU3F   | \$ 155  |
| Table Transport .....                 | .ATT3054  | \$ 1855 |
| Table Floor Mount Bracket Set.....    | .AFB      | \$ 57   |



**Questions?**

800 876 2120

Overlapping Folding Bases

top >  
edge >

edge ordering code (radius corner) >  
or  
edge ordering code (square corner) >  
top thickness >

edge ordering code (radius corner) >  
or  
edge ordering code (square corner) >  
top thickness >

| Laminate PVC   | Laminate Wood  | Laminate Soft PVC   | Laminate Urethane/PVC   |
|--|--|---|---|
| Flat<br><br><b>LP2R</b><br>or<br><b>LP2S</b><br>1 1/4"     | Flat<br><br><b>LW2R</b><br>or<br><b>LW2S</b><br>1 1/4"     | Bumper<br><br><b>LB2R</b><br><br>1 1/4"                                     | Ergo (user side only)<br><br><b>LUPE2R</b><br>or<br><b>LUPE2S</b><br>1 1/4" |
| Fluted<br><br><b>LPF2R</b><br>or<br><b>LPF2S</b><br>1 1/4" | Fluted<br><br><b>LWF2R</b><br>or<br><b>LWF2S</b><br>1 1/4" | Reverse Bevel Acrylic<br><br><b>LMRA2R</b><br>or<br><b>LMRA2S</b><br>1 1/4" | PVC on remaining sides<br>1 1/4"  |
| 1 1/4"   | 1 1/4"   | 1 1/4"  | 1 1/4"  |

| Base Style | Table Description  | Model #                        | Product Wt |
|------------|--|--------------------------------|------------|
| <p>T1</p>  | 20 x 48 Fix w/FixMod   | <b>BTTI 2048REFX XM</b>        | 68         |
|            | 20 x 48 Fix w/RemMod   | <b>BTTI 2048REFX RM</b>        | 68         |
|            | 20 x 48 Fold <input checked="" type="checkbox"/> w/RemMod                | <b>BTTI 2048REFO RM</b>        | 70         |
|            | 20 x 48 Slim-Tilt w/HangMod  | <b>BTTI 2048REST HM</b>        | 80         |
|            | 20 x 48 Fix w/FixLightweightFormMod                                      | <b>BTTI 2048REFX XL OR XLS</b> | 68         |
|            | 20 x 48 Fix w/RemLightweightFormMod                                      | <b>BTTI 2048REFX RL OR RLS</b> | 68         |
|            | 20 x 48 Fold <input checked="" type="checkbox"/> w/RemLightweightFormMod | <b>BTTI 2048REFO RL OR RLS</b> | 70         |
|            | 20 x 48 w/FixFormMod   | <b>BTTI 2048REFX XF OR XFS</b> | 68         |
|            | 20 x 60 Fix w/FixMod   | <b>BTTI 2060REFX XM</b>        | 80         |
|            | 20 x 60 Fix w/RemMod   | <b>BTTI 2060REFX RM</b>        | 80         |
|            | 20 x 60 Fold w/RemMod  | <b>BTTI 2060REFD RM</b>        | 82         |
|            | 20 x 60 Slim-Tilt w/HangMod  | <b>BTTI 2060REST HM</b>        | 92         |
|            | 20 x 60 Fix w/FixLightweightFormMod                                      | <b>BTTI 2060REFX XL OR XLS</b> | 79         |
|            | 20 x 60 Fix w/RemLightweightFormMod                                      | <b>BTTI 2060REFX RL OR RLS</b> | 79         |
|            | 20 x 60 Fold w/RemLightweightFormMod                                     | <b>BTTI 2060REFD RL OR RLS</b> | 81         |
|            | 20 x 60 Fix w/FixFormMod   | <b>BTTI 2060REFX XF OR XFS</b> | 92         |
|            | 20 x 72 Fix w/FixMod   | <b>BTTI 2072REFX XM</b>        | 92         |
|            | 20 x 72 Fix w/RemMod   | <b>BTTI 2072REFX RM</b>        | 92         |
|            | 20 x 72 Fold w/RemMod  | <b>BTTI 2072REFD RM</b>        | 94         |
|            | 20 x 72 Slim-Tilt w/HangMod  | <b>BTTI 2072REST HM</b>        | 104        |
|            | 20 x 72 Fix w/FixLightweightFormMod                                      | <b>BTTI 2072REFX XL OR XLS</b> | 93         |
|            | 20 x 72 Fix w/RemLightweightFormMod                                      | <b>BTTI 2072REFX RL OR RLS</b> | 93         |
|            | 20 x 72 Fold w/RemLightweightFormMod                                     | <b>BTTI 2072REFD RL OR RLS</b> | 95         |
|            | 20 x 72 Fix w/FixFormMod   | <b>BTTI 2072REFX XF OR XFS</b> | 107        |

**Note:** Training tables are often used with lightweight computer accessories. For heavy duty applications, such as large scale computer equipment, multiple monitor mounts, etc., Versteel suggests adding a third leg or stretcher. Contact Customer Service if you have specific application concerns or questions.

**To Order, Specify...**

- 1 Model Number
- 2 Top Material
- 3 Edge Style and Thickness
- 4 Edge Color
- 5 Base Color
- 6 Additional Options



| <b>Base Options</b>                                | <b>Code</b> | <b>Price</b> |
|--|-------------|--------------|
| Assembled Folding Table .....                      | .BAF        | \$ 77        |
| Alternate Table Height 32" & Under.....            | .BAH        | \$ 100       |
| Alternate Table Height 32" & Over.....             | .BSP        | \$ call      |
| Adjustable Height, Pneumatic (Fix/Tilt).....       | .BAT        | \$ 1228      |
| Casters (4), Dual Wheel Black Hard Wheel .....     | .CAS55      | \$ 171       |
| Casters (4), Dual Wheel Black Soft Wheel .....     | .CAS57      | \$ 171       |
| Mix, Dual wheel Casters & Glides.....              | .BMD        | \$ 163       |
| Self-Leveling Glides (4).....                      | .GLD04      | \$ 49        |
| Stretcher Rail (Fix/Tilt) Finish Same as Base..... | .BTS        | \$ 243       |

| <b>Finish Options</b>       |  |        |
|-----------------------------|--|--------|
| Chrome .....                |  | \$ 165 |
| Nickel.....                 |  | \$ 223 |
| Powder Coat, Standard ..... |  | n/c    |
| Powder Coat, Premium.....   |  | \$ 165 |
| Platinum.....               |  | \$ 488 |

| <b>Top Options</b>                |      |        |
|-----------------------------------|------|--------|
| Table Link (all four sides) ..... | .TLK | \$ 251 |
| Table Link (20" ends only) .....  | .TLE | \$ 135 |
| Special Laminate.....             | .TSP | call   |
| Custom Cutout (per cutout) .....  | .TCC | \$ 120 |

**Power + Data Options**  
Please reference the Power + Data Price List

| <b>Wire Management Options</b>                    |      |        |
|---|------|--------|
| Basket, Modesty Mount.....                        | .WBM | \$ 97  |
| Basket, Under Top Mount.....                      | .WBT | \$ 97  |
| Cable Hook Legway .....                           | .WCK | \$ 119 |
| Canvas Legway .....                               | .WCL | \$ 100 |
| Plastic Legway.....                               | .WRL | \$ 78  |
| 1 Oval Brush Grommet, Location A.....             | .WOA | \$ 97  |
| 2 Oval Brush Grommets, Location E.....            | .WOE | \$ 194 |
| 1 Oval Brush Grommet, Provide Location Print..... | .WOG | \$ 97  |
| 1 Round Grommet, Location A.....                  | .WRA | \$ 76  |
| 2 Round Grommets, Location E.....                 | .WRE | \$ 152 |
| 1 Round Grommet, Provide Location Print .....     | .WRG | \$ 76  |

| <b>Accessories</b>                    |           |         |
|---------------------------------------|-----------|---------|
| CPU Holder (3" - 9" adjustment) ..... | .ACPU3-9F | \$ 237  |
| CPU Holder (5" - 8" adjustment).....  | .ACPU5-8F | \$ 155  |
| CPU Holder (3" - 5" adjustment).....  | .ACPU3F   | \$ 155  |
| Table Transport .....                 | .ATT3054  | \$ 1855 |
| Table Floor Mount Bracket Set.....    | .AFB      | \$ 57   |



**Questions?**

800 876 2120

top >  
edge >

edge ordering code (radius corner) >  
or  
edge ordering code (square corner) >  
top thickness >

edge ordering code (radius corner) >  
or  
edge ordering code (square corner) >  
top thickness >  
top thickness price >

| Laminate PVC   | Laminate Wood  | Laminate Soft PVC   | Laminate Urethane/PVC   |
|--|--|---|---|
| Flat<br><br><b>LP2R</b><br>or<br><b>LP2S</b><br>1 1/4"     | Flat<br><br><b>LW2R</b><br>or<br><b>LW2S</b><br>1 1/4"     | Bumper<br><br><b>LB2R</b><br><br>1 1/4"                                     | Ergo (user side only)<br><br><b>LUPE2R</b><br>or<br><b>LUPE2S</b><br>1 1/4" |
| Fluted<br><br><b>LPF2R</b><br>or<br><b>LPF2S</b><br>1 1/4" | Fluted<br><br><b>LWF2R</b><br>or<br><b>LWF2S</b><br>1 1/4" | Reverse Bevel Acrylic<br><br><b>LMRA2R</b><br>or<br><b>LMRA2S</b><br>1 1/4" | PVC on remaining sides<br><br><br><br>1 1/4"                                |
| 1 1/4"   | 1 1/4"   | 1 1/4"  | 1 1/4"  |

| Base Style | Table Description           | Model #                 | Product Wt |
|------------|-----------------------------|-------------------------|------------|
| <br>T1     | 20 x 84 Fix w/FixMod        | <b>BTT1 2084REFX XM</b> | 104        |
|            | 20 x 84 Fix w/RemMod        | <b>BTT1 2084REFX RM</b> | 104        |
|            | 20 x 84 Fold w/RemMod       | <b>BTT1 2084REFD RM</b> | 106        |
|            | 20 x 84 Slim-Tilt w/HangMod | <b>BTT1 2084REST HM</b> | 116        |
|            | 20 x 90 Fix w/FixMod        | <b>BTT1 2090REFX XM</b> | 110        |
|            | 20 x 90 Fix w/RemMod        | <b>BTT1 2090REFX RM</b> | 110        |
|            | 20 x 90 Fold w/RemMod       | <b>BTT1 2090REFD RM</b> | 112        |
|            | 20 x 90 Slim-Tilt w/HangMod | <b>BTT1 2090REST HM</b> | 122        |
|            | 20 x 96 Fix w/FixMod        | <b>BTT1 2096REFX XM</b> | 116        |
|            | 20 x 96 Fix w/RemMod        | <b>BTT1 2096REFX RM</b> | 116        |
|            | 20 x 96 Fold w/RemMod       | <b>BTT1 2096REFD RM</b> | 118        |
|            | 20 x 96 Slim-Tilt w/HangMod | <b>BTT1 2096REST HM</b> | 128        |

**Note:** The price of the 84", 90" and 96" models include a stretcher rail required for additional support. Contact Customer Service if you have specific application concerns or questions.

**To Order, Specify...**

- 1 Model Number
- 2 Top Material
- 3 Edge Style and Thickness
- 4 Edge Color
- 5 Base Color
- 6 Additional Options





| <b>Base Options</b>                                | <b>Code</b> | <b>Price</b> |
|--|-------------|--------------|
| Assembled Folding Table .....                      | .BAF        | \$ 77        |
| Alternate Table Height 32" & Under.....            | .BAH        | \$ 100       |
| Alternate Table Height 32" & Over.....             | .BSP        | \$ call      |
| Adjustable Height, Pneumatic (Fix/Tilt).....       | .BAT        | \$ 1228      |
| Self-Leveling Glides (4).....                      | .GLD04      | \$ 49        |
| Stretcher Rail (Fix/Tilt) Finish Same as Base..... | .BTS        | \$ 243       |

| <b>Finish Options</b>       |  |        |
|-----------------------------|--|--------|
| Chrome .....                |  | \$ 165 |
| Nickel.....                 |  | \$ 223 |
| Powder Coat, Standard ..... |  | n/c    |
| Powder Coat, Premium.....   |  | \$ 165 |
| Platinum.....               |  | \$ 488 |

| <b>Top Options</b>                |      |        |
|-----------------------------------|------|--------|
| Table Link (all four sides) ..... | .TLK | \$ 251 |
| Table Link (20" ends only) .....  | .TLE | \$ 135 |
| Special Laminate.....             | .TSP | call   |
| Custom Cutout (per cutout) .....  | .TCC | \$ 120 |

**Power + Data Options**  
Please reference the Power + Data Price List

| <b>Wire Management Options</b>                    |      |        |
|---|------|--------|
| Basket, Modesty Mount.....                        | .WBM | \$ 97  |
| Basket, Under Top Mount.....                      | .WBT | \$ 97  |
| Cable Hook Legway .....                           | .WCK | \$ 119 |
| Canvas Legway .....                               | .WCL | \$ 100 |
| Plastic Legway.....                               | .WRL | \$ 78  |
| 1 Oval Brush Grommet, Location A.....             | .WOA | \$ 97  |
| 2 Oval Brush Grommets, Location E.....            | .WOE | \$ 194 |
| 1 Oval Brush Grommet, Provide Location Print..... | .WOG | \$ 97  |
| 1 Round Grommet, Location A.....                  | .WRA | \$ 76  |
| 2 Round Grommets, Location E.....                 | .WRE | \$ 152 |
| 1 Round Grommet, Provide Location Print .....     | .WRG | \$ 76  |

| <b>Accessories</b>                    |           |         |
|---------------------------------------|-----------|---------|
| CPU Holder (3" - 9" adjustment) ..... | .ACPU3-9F | \$ 237  |
| CPU Holder (5" - 8" adjustment).....  | .ACPU5-8F | \$ 155  |
| CPU Holder (3" - 5" adjustment).....  | .ACPU3F   | \$ 155  |
| Table Transport .....                 | .ATT3054  | \$ 1855 |
| Table Floor Mount Bracket Set.....    | .AFB      | \$ 57   |



**Questions?**

800 876 2120

Overlapping Folding Bases

top >  
edge >

edge ordering code (radius corner) >  
or  
edge ordering code (square corner) >  
top thickness >

edge ordering code (radius corner) >  
or  
edge ordering code (square corner) >  
top thickness >

| Laminate PVC   | Laminate Wood  | Laminate Soft PVC   | Laminate Urethane/PVC   |
|--|--|---|---|
| Flat<br><br><b>LP2R</b><br>or<br><b>LP2S</b><br>1 1/4"     | Flat<br><br><b>LW2R</b><br>or<br><b>LW2S</b><br>1 1/4"     | Bumper<br><br><b>LB2R</b><br><br>1 1/4"                                     | Ergo (user side only)<br><br><b>LUPE2R</b><br>or<br><b>LUPE2S</b><br>1 1/4" |
| Fluted<br><br><b>LPF2R</b><br>or<br><b>LPF2S</b><br>1 1/4" | Fluted<br><br><b>LWF2R</b><br>or<br><b>LWF2S</b><br>1 1/4" | Reverse Bevel Acrylic<br><br><b>LMRA2R</b><br>or<br><b>LMRA2S</b><br>1 1/4" | PVC on remaining sides<br>1 1/4"  |
| 1 1/4"   | 1 1/4"   | 1 1/4"  | 1 1/4"  |

| Base Style | Table Description  | Model #                        | Product Wt |
|------------|--|--------------------------------|------------|
| <p>T1</p>  | 24 x 48 Fix w/FixMod   | <b>BTTI 2448REFX XM</b>        | 76         |
|            | 24 x 48 Fix w/RemMod   | <b>BTTI 2448REFX RM</b>        | 76         |
|            | 24 x 48 Fold <input checked="" type="checkbox"/> w/RemMod                | <b>BTTI 2448REFO RM</b>        | 80         |
|            | 24 x 48 Slim-Tilt w/Hang Mod   | <b>BTTI 2448REST HM</b>        | 88         |
|            | 24 x 48 Fix w/FixLightweightFormMod                                      | <b>BTTI 2448REFX XL OR XLS</b> | 76         |
|            | 24 x 48 Fix w/RemLightweightFormMod                                      | <b>BTTI 2448REFX RL OR RLS</b> | 76         |
|            | 24 x 48 Fold <input checked="" type="checkbox"/> w/RemLightweightFormMod | <b>BTTI 2448REFO RL OR RLS</b> | 80         |
|            | 24 x 48 w/FixFormMod   | <b>BTTI 2448REFX XF OR XFS</b> | 76         |
|            | 24 x 60 Fix w/FixMod   | <b>BTTI 2460REFX XM</b>        | 89         |
|            | 24 x 60 Fix w/RemMod   | <b>BTTI 2460REFX RM</b>        | 89         |
|            | 24 x 60 Fold w/RemMod  | <b>BTTI 2460REFD RM</b>        | 93         |
|            | 24 x 60 Fold w/FoldMod   | <b>BTTI 2460REFD FM</b>        | 93         |
|            | 24 x 60 Slim-Tilt w/HangMod  | <b>BTTI 2460REST HM</b>        | 101        |
|            | 24 x 60 Fix w/FixLightweightFormMod                                      | <b>BTTI 2460REFX XL OR XLS</b> | 88         |
|            | 24 x 60 Fix w/RemLightweightFormMod                                      | <b>BTTI 2460REFX RL OR RLS</b> | 88         |
|            | 24 x 60 Fold w/RemLightweightFormMod                                     | <b>BTTI 2460REFD RL OR RLS</b> | 92         |
|            | 24 x 60 Fix w/FixFormMod   | <b>BTTI 2460REFX XF OR XFS</b> | 101        |
|            | 24 x 60 Fold w/FoldFormMod   | <b>BTTI 2460REFD FF OR FFS</b> | 105        |

**Note:** Training tables are often used with lightweight computer accessories. For heavy duty applications, such as large scale computer equipment, multiple monitor mounts, etc., Versteel suggests adding a third leg or stretcher. Contact Customer Service if you have specific application concerns or questions.

**To Order, Specify...**

- 1 Model Number
- 2 Top Material
- 3 Edge Style and Thickness
- 4 Edge Color
- 5 Base Color
- 6 Additional Options



| <b>Base Options</b>                                | <b>Code</b> | <b>Price</b> |
|--|-------------|--------------|
| Assembled Folding Table .....                      | .BAF        | \$ 77        |
| Alternate Table Height 32" & Under.....            | .BAH        | \$ 100       |
| Alternate Table Height 32" & Over.....             | .BSP        | \$ call      |
| Adjustable Height, Pneumatic (Fix/Tilt).....       | .BAT        | \$ 1228      |
| Casters (4), Dual Wheel Black Hard Wheel .....     | .CAS55      | \$ 171       |
| Casters (4), Dual Wheel Black Soft Wheel .....     | .CAS57      | \$ 171       |
| Mix, Dual wheel Casters & Glides.....              | .BMD        | \$ 163       |
| Self-Leveling Glides (4).....                      | .GLD04      | \$ 49        |
| Stretcher Rail (Fix/Tilt) Finish Same as Base..... | .BTS        | \$ 243       |

| <b>Finish Options</b>       |  |        |
|-----------------------------|--|--------|
| Chrome .....                |  | \$ 165 |
| Nickel.....                 |  | \$ 223 |
| Powder Coat, Standard ..... |  | n/c    |
| Powder Coat, Premium.....   |  | \$ 165 |
| Platinum.....               |  | \$ 488 |

| <b>Top Options</b>  |       |         |
|---|-------|---------|
| Table Link (all four sides) .....   | .TLK  | \$ 251  |
| Table Link (24" ends only) .....  | .TLE  | \$ 135  |
| Special Laminate.....   | .TSP  | call    |
| Custom Cutout (per cutout) .....  | .TCC  | \$ 120  |
| Laptop Locker (each).....   | .TLA  | \$ 1375 |
| (available on fixed tables only, see page 34 in All Tables Price List for additional information) |       |         |
| Electronic Lock (per locker).....   | .TLEL | \$ 359  |
| Power Unit (up to 10 lockers sequenced) .....   | .TLPU | \$ 567  |
| (includes 1 key, required for electronic lock)  |       |         |

**Power + Data Options**  
Please reference the Power + Data Price List

| <b>Wire Management Options</b>                    |      |        |
|---|------|--------|
| Basket, Modesty Mount.....                        | .WBM | \$ 97  |
| Basket, Under Top Mount .....                     | .WBT | \$ 97  |
| Cable Hook Legway .....                           | .WCK | \$ 119 |
| Canvas Legway .....                               | .WCL | \$ 100 |
| Plastic Legway.....                               | .WRL | \$ 78  |
| 1 Oval Brush Grommet, Location A.....             | .WOA | \$ 97  |
| 2 Oval Brush Grommets, Location E .....           | .WOE | \$ 194 |
| 1 Oval Brush Grommet, Provide Location Print..... | .WOG | \$ 97  |
| 1 Round Grommet, Location A .....                 | .WRA | \$ 76  |
| 2 Round Grommets, Location E.....                 | .WRE | \$ 152 |
| 1 Round Grommet, Provide Location Print .....     | .WRG | \$ 76  |

| <b>Accessories</b>                      |           |         |
|---|-----------|---------|
| Keyboard Platform w/ Mouse Surface..... | .AKP27M   | \$ 760  |
| CPU Holder (3" - 9" adjustment) .....   | .ACPU3-9F | \$ 237  |
| CPU Holder (5" - 8" adjustment).....    | .ACPU5-8F | \$ 155  |
| CPU Holder (3" - 5" adjustment).....    | .ACPU3F   | \$ 155  |
| Table Transport .....                   | .ATT3054  | \$ 1855 |
| Table Floor Mount Bracket Set.....      | .AFB      | \$ 57   |



**Questions?**

800 876 2120

**Overlapping Folding Bases**

top >  
edge >  
  
edge ordering code (radius corner) >  
or  
edge ordering code (square corner) >  
top thickness >

edge ordering code (radius corner) >  
or  
edge ordering code (square corner) >  
top thickness >

| Laminate PVC   | Laminate Wood  | Laminate Soft PVC   | Laminate Urethane/PVC   |
|--|--|---|---|
| Flat<br><br><b>LP2R</b><br>or<br><b>LP2S</b><br>1 1/4"     | Flat<br><br><b>LW2R</b><br>or<br><b>LW2S</b><br>1 1/4"     | Bumper<br><br><b>LB2R</b><br><br>1 1/4"                                     | Ergo (user side only)<br><br><b>LUPE2R</b><br>or<br><b>LUPE2S</b><br>1 1/4" |
| Fluted<br><br><b>LPF2R</b><br>or<br><b>LPF2S</b><br>1 1/4" | Fluted<br><br><b>LWF2R</b><br>or<br><b>LWF2S</b><br>1 1/4" | Reverse Bevel Acrylic<br><br><b>LMRA2R</b><br>or<br><b>LMRA2S</b><br>1 1/4" | PVC on remaining sides<br><br><br><br><br><br><br><br><br><br>1 1/4"        |
| 1 1/4"   | 1 1/4"   | 1 1/4"  | 1 1/4"  |

| Base Style | Table Description                    | Model #                        | Product Wt |
|------------|--------------------------------------|--------------------------------|------------|
| <p>T1</p>  | 24 x 72 Fix w/FixMod                 | <b>BTTI 2472REFX XM</b>        | 103        |
|            | 24 x 72 Fix w/RemMod                 | <b>BTTI 2472REFX RM</b>        | 103        |
|            | 24 x 72 Fold w/RemMod                | <b>BTTI 2472REFD RM</b>        | 107        |
|            | 24 x 72 Slim-Tilt w/HangMod          | <b>BTTI 2472REST HM</b>        | 115        |
|            | 24 x 72 Fix w/FixLightweightFormMod  | <b>BTTI 2472REFX XL OR XLS</b> | 103        |
|            | 24 x 72 Fix w/RemLightweightFormMod  | <b>BTTI 2472REFX RL OR RLS</b> | 103        |
|            | 24 x 72 Fold w/RemLightweightFormMod | <b>BTTI 2472REFD RL OR RLS</b> | 107        |
|            | 24 x 72 Fix w/FixFormMod             | <b>BTTI 2472REFX XF OR XFS</b> | 118        |
|            | 24 x 84 Fix w/FixMod                 | <b>BTTI 2484REFX XM</b>        | 116        |
|            | 24 x 84 Fix w/RemMod                 | <b>BTTI 2484REFX RM</b>        | 116        |
|            | 24 x 84 Fold w/RemMod                | <b>BTTI 2484REFD RM</b>        | 120        |
|            | 24 x 84 Slim-Tilt w/HangMod          | <b>BTTI 2484REST HM</b>        | 128        |
|            | 24 x 90 Fix w/FixMod                 | <b>BTTI 2490REFX XM</b>        | 124        |
|            | 24 x 90 Fix w/RemMod                 | <b>BTTI 2490REFX RM</b>        | 124        |
|            | 24 x 90 Fold w/RemMod                | <b>BTTI 2490REFD RM</b>        | 128        |
|            | 24 x 90 Slim-Tilt w/HangMod          | <b>BTTI 2490REST HM</b>        | 136        |
|            | 24 x 96 Fix w/FixMod                 | <b>BTTI 2496REFX XM</b>        | 130        |
|            | 24 x 96 Fix w/RemMod                 | <b>BTTI 2496REFX RM</b>        | 130        |
|            | 24 x 96 Fold w/RemMod                | <b>BTTI 2496REFD RM</b>        | 134        |
|            | 24 x 96 Slim-Tilt w/HangMod          | <b>BTTI 2496REST HM</b>        | 142        |

**Note:** Training tables are often used with lightweight computer accessories. For heavy duty applications, such as large scale computer equipment, multiple monitor mounts, etc., Versteel suggests adding a third leg or stretcher. The price of the 84", 90" and 96" models include a stretcher rail required for additional support. Contact Customer Service if you have specific application concerns or questions.

**To Order, Specify...**

- 1 Model Number
- 2 Top Material
- 3 Edge Style and Thickness
- 4 Edge Color
- 5 Base Color
- 6 Additional Options



| <b>Base Options</b>                                | <b>Code</b> | <b>Price</b>         |
|--|-------------|----------------------|
| Assembled Folding Table .....                      | .BAF        | \$ 77                |
| Alternate Table Height 32" & Under.....            | .BAH        | \$ 100               |
| Alternate Table Height 32" & Over.....             | .BSP        | \$ call              |
| Adjustable Height, Pneumatic (Fix/Tilt).....       | .BAT        | \$ 1228              |
| Casters (4), Dual Wheel Black Hard Wheel .....     | .CAS55      | \$ 171<br>(72" only) |
| Casters (4), Dual Wheel Black Soft Wheel .....     | .CAS57      | \$ 171<br>(72" only) |
| Mix, Dual Wheel Casters & Glides .....             | .BMD        | \$ 163               |
| Self-Leveling Glides (4).....                      | .GLD04      | \$ 49                |
| Stretcher Rail (Fix/Tilt) Finish Same as Base..... | .BTS        | \$ 243               |

| <b>Finish Options</b>       |  |        |
|-----------------------------|--|--------|
| Chrome .....                |  | \$ 165 |
| Nickel.....                 |  | \$ 223 |
| Powder Coat, Standard ..... |  | n/c    |
| Powder Coat, Premium.....   |  | \$ 165 |
| Platinum.....               |  | \$ 488 |

| <b>Top Options</b>   |       |         |
|--|-------|---------|
| Table Link (all four sides) .....  | .TLK  | \$ 251  |
| Table Link (24" ends only) .....   | .TLE  | \$ 135  |
| Special Laminate.....  | .TSP  | call    |
| Custom Cutout (per cutout) .....   | .TCC  | \$ 120  |
| Laptop Locker (each).....  | .TLA  | \$ 1375 |
| (available on fixed tables only, see page 34 in<br>All Tables Price List for additional information) |       |         |
| Electronic Lock (per locker).....  | .TLEL | \$ 359  |
| Power Unit (up to 10 lockers sequenced).....   | .TLPU | \$ 567  |
| (includes 1 key, required for electronic lock)   |       |         |

**Power + Data Options**  
Please reference the Power + Data Price List

| <b>Wire Management Options</b>                    |      |        |
|---|------|--------|
| Basket, Modesty Mount.....                        | .WBM | \$ 97  |
| Basket, Under Top Mount.....                      | .WBT | \$ 97  |
| Cable Hook Legway .....                           | .WCK | \$ 119 |
| Canvas Legway .....                               | .WCL | \$ 100 |
| Plastic Legway.....                               | .WRL | \$ 78  |
| 1 Oval Brush Grommet, Location A.....             | .WOA | \$ 97  |
| 2 Oval Brush Grommets, Location E .....           | .WOE | \$ 194 |
| 1 Oval Brush Grommet, Provide Location Print..... | .WOG | \$ 97  |
| 1 Round Grommet, Location A .....                 | .WRA | \$ 76  |
| 2 Round Grommets, Location E.....                 | .WRE | \$ 152 |
| 1 Round Grommet, Provide Location Print .....     | .WRG | \$ 76  |

| <b>Accessories</b>                      |           |         |
|---|-----------|---------|
| Keyboard Platform w/Mouse Surface ..... | .AKP27M   | \$ 760  |
| CPU Holder (3" - 9" adjustment) .....   | .ACPU3-9F | \$ 237  |
| CPU Holder (5" - 8" adjustment).....    | .ACPU5-8F | \$ 155  |
| CPU Holder (3" - 5" adjustment).....    | .ACPU3F   | \$ 155  |
| Table Transport .....                   | .ATT3054  | \$ 1855 |
| Table Floor Mount Bracket Set.....      | .AFB      | \$ 57   |



**Questions?**

800 876 2120

Overlapping Folding Bases

top >  
edge >

edge ordering code (radius corner) >  
or  
edge ordering code (square corner) >  
top thickness >

edge ordering code (radius corner) >  
or  
edge ordering code (square corner) >  
top thickness >

| Laminate PVC   | Laminate Wood  | Laminate Soft PVC   | Laminate Urethane/PVC   |
|--|--|---|---|
| Flat<br><br><b>LP2R</b><br>or<br><b>LP2S</b><br>1 1/4"     | Flat<br><br><b>LW2R</b><br>or<br><b>LW2S</b><br>1 1/4"     | Bumper<br><br><b>LB2R</b><br><br>1 1/4"                                     | Ergo (user side only)<br><br><b>LUPE2R</b><br>or<br><b>LUPE2S</b><br>1 1/4" |
| Fluted<br><br><b>LPF2R</b><br>or<br><b>LPF2S</b><br>1 1/4" | Fluted<br><br><b>LWF2R</b><br>or<br><b>LWF2S</b><br>1 1/4" | Reverse Bevel Acrylic<br><br><b>LMRA2R</b><br>or<br><b>LMRA2S</b><br>1 1/4" | PVC on remaining sides<br>1 1/4"  |
| 1 1/4"   | 1 1/4"   | 1 1/4"  | 1 1/4"  |

| Base Style | Table Description  | Model #                        | Product Wt |
|------------|--|--------------------------------|------------|
|            | 30 x 48 Fix w/FixMod   | <b>BTTI 3048REFX XM</b>        | 87         |
|            | 30 x 48 Fix w/RemMod   | <b>BTTI 3048REFX RM</b>        | 87         |
|            | 30 x 48 Fold <input checked="" type="checkbox"/> w/RemMod                | <b>BTTI 3048REFO RM</b>        | 91         |
|            | 30 x 48 Slim-Tilt w/Hang Mod   | <b>BTTI 3048REST HM</b>        | 99         |
|            | 30 x 48 Fix w/FixLightweightFormMod                                      | <b>BTTI 3048REFX XL OR XLS</b> | 87         |
|            | 30 x 48 Fix w/RemLightweightFormMod                                      | <b>BTTI 3048REFX RL OR RLS</b> | 87         |
|            | 30 x 48 Fold <input checked="" type="checkbox"/> w/RemLightweightFormMod | <b>BTTI 3048REFO RL OR RLS</b> | 91         |
|            | 30 x 48 w/FixFormMod   | <b>BTTI 3048REFX XF OR XFS</b> | 87         |
|            | 30 x 60 Fix w/FixMod   | <b>BTTI 3060REFX XM</b>        | 102        |
|            | 30 x 60 Fix w/RemMod   | <b>BTTI 3060REFX RM</b>        | 102        |
|            | 30 x 60 Fold w/RemMod  | <b>BTTI 3060REFD RM</b>        | 106        |
|            | 30 x 60 Fold w/FoldMod   | <b>BTTI 3060REFD FM</b>        | 106        |
|            | 30 x 60 Slim-Tilt w/HangMod  | <b>BTTI 3060REST HM</b>        | 114        |
|            | 30 x 60 Fix w/FixLightweightFormMod                                      | <b>BTTI 3060REFX XL OR XLS</b> | 102        |
|            | 30 x 60 Fix w/RemLightweightFormMod                                      | <b>BTTI 3060REFX RL OR RLS</b> | 102        |
|            | 30 x 60 Fold w/RemLightweightFormMod                                     | <b>BTTI 3060REFD RL OR RLS</b> | 106        |
|            | 30 x 60 Fix w/FixFormMod   | <b>BTTI 3060REFX XF OR XFS</b> | 114        |
|            | 30 x 60 Fold w/FoldFormMod   | <b>BTTI 3060REFD FF OR FFS</b> | 118        |

**Note:** Training tables are often used with lightweight computer accessories. For heavy duty applications, such as large scale computer equipment, multiple monitor mounts, etc., Versteel suggests adding a third leg or stretcher. Contact Customer Service if you have specific application concerns or questions.

**To Order, Specify...**

- 1 Model Number
- 2 Top Material
- 3 Edge Style and Thickness
- 4 Edge Color
- 5 Base Color
- 6 Additional Options



| <b>Base Options</b>                                | <b>Code</b> | <b>Price</b> |
|--|-------------|--------------|
| Assembled Folding Table .....                      | BAF         | \$ 77        |
| Alternate Table Height 32" & Under.....            | BAH         | \$ 100       |
| Alternate Table Height 32" & Over.....             | BSP         | \$ call      |
| Adjustable Height, Pneumatic (Fix/Tilt).....       | BAT         | \$ 1228      |
| Casters (4), Dual Wheel Black Hard Wheel .....     | CAS55       | \$ 171       |
| Casters (4), Dual Wheel Black Soft Wheel .....     | CAS57       | \$ 171       |
| Mix, Dual Wheel Casters & Glides .....             | BMD         | \$ 163       |
| Self-Leveling Glides (4).....                      | GLD04       | \$ 49        |
| Stretcher Rail (Fix/Tilt) Finish Same as Base..... | BTS         | \$ 243       |

| <b>Finish Options</b>       |  |        |
|-----------------------------|--|--------|
| Chrome .....                |  | \$ 165 |
| Nickel.....                 |  | \$ 223 |
| Powder Coat, Standard ..... |  | n/c    |
| Powder Coat, Premium.....   |  | \$ 165 |
| Platinum.....               |  | \$ 488 |

| <b>Top Options</b>  |      |         |
|---|------|---------|
| Table Link (all four sides) .....   | TLK  | \$ 251  |
| Table Link (30" ends only) .....  | TLE  | \$ 135  |
| Special Laminate.....   | TSP  | call    |
| Custom Cutout (per cutout) .....  | TCC  | \$ 120  |
| Laptop Locker (each).....   | TLA  | \$ 1375 |
| (available on fixed tables only, see page 34 in All Tables Price List for additional information) |      |         |
| Electronic Lock (per locker).....   | TELE | \$ 359  |
| Power Unit (up to 10 lockers sequenced) .....   | TLPU | \$ 567  |
| (includes 1 key, required for electronic lock)  |      |         |

**Power + Data Options**  
Please reference the Power + Data Price List

| <b>Wire Management Options</b>                    |     |        |
|---|-----|--------|
| Basket, Modesty Mount.....                        | WBM | \$ 97  |
| Basket, Under Top Mount .....                     | WBT | \$ 97  |
| Cable Hook Legway .....                           | WCK | \$ 119 |
| Canvas Legway .....                               | WCL | \$ 100 |
| Plastic Legway.....                               | WRL | \$ 78  |
| 1 Oval Brush Grommet, Location A.....             | WOA | \$ 97  |
| 2 Oval Brush Grommets, Location E .....           | WOE | \$ 194 |
| 1 Oval Brush Grommet, Provide Location Print..... | WOG | \$ 97  |
| 1 Round Grommet, Location A .....                 | WRA | \$ 76  |
| 2 Round Grommets, Location E.....                 | WRE | \$ 152 |
| 1 Round Grommet, Provide Location Print .....     | WRG | \$ 76  |

| <b>Accessories</b>                      |          |         |
|---|----------|---------|
| Keyboard Platform w/Mouse Surface ..... | AKP27M   | \$ 760  |
| CPU Holder (3" - 9" adjustment) .....   | ACPU3-9F | \$ 237  |
| CPU Holder (5" - 8" adjustment).....    | ACPU5-8F | \$ 155  |
| CPU Holder (3" - 5" adjustment).....    | ACPU3F   | \$ 155  |
| Table Transport.....                    | ATT3054  | \$ 1855 |
| Table Floor Mount Bracket Set.....      | AFB      | \$ 57   |



**Questions?**

800 876 2120

top >  
edge >

edge ordering code (radius corner) >  
or  
edge ordering code (square corner) >  
top thickness >

edge ordering code (radius corner) >  
or  
edge ordering code (square corner) >  
top thickness >

| Laminate PVC   | Laminate Wood  | Laminate Soft PVC   | Laminate Urethane/PVC   |
|--|--|---|---|
| Flat<br><br><b>LP2R</b><br>or<br><b>LP2S</b><br>1 1/4"     | Flat<br><br><b>LW2R</b><br>or<br><b>LW2S</b><br>1 1/4"     | Bumper<br><br><b>LB2R</b><br><br>1 1/4"                                     | Ergo (user side only)<br><br><b>LUPE2R</b><br>or<br><b>LUPE2S</b><br>1 1/4" |
| Fluted<br><br><b>LPF2R</b><br>or<br><b>LPF2S</b><br>1 1/4" | Fluted<br><br><b>LWF2R</b><br>or<br><b>LWF2S</b><br>1 1/4" | Reverse Bevel Acrylic<br><br><b>LMRA2R</b><br>or<br><b>LMRA2S</b><br>1 1/4" | PVC on remaining sides<br><br><br><br><br><br><br><br><br><br>1 1/4"        |
| 1 1/4"   | 1 1/4"   | 1 1/4"  | 1 1/4"  |

| Base Style | Table Description                    | Model #                        | Product Wt |
|------------|--------------------------------------|--------------------------------|------------|
| <br>T1     | 30 x 72 Fix w/FixMod                 | <b>BTTI 3072REFX XM</b>        | 119        |
|            | 30 x 72 Fix w/RemMod                 | <b>BTTI 3072REFX RM</b>        | 119        |
|            | 30 x 72 Fold w/RemMod                | <b>BTTI 3072REFD RM</b>        | 123        |
|            | 30 x 72 Slim-Tilt w/HangMod          | <b>BTTI 3072REST HM</b>        | 131        |
|            | 30 x 72 Fix w/FixLightweightFormMod  | <b>BTTI 3072REFX XL OR XLS</b> | 119        |
|            | 30 x 72 Fix w/RemLightweightFormMod  | <b>BTTI 3072REFX RL OR RLS</b> | 119        |
|            | 30 x 72 Fold w/RemLightweightFormMod | <b>BTTI 3072REFD RL OR RLS</b> | 123        |
|            | 30 x 72 Fix w/FixFormMod             | <b>BTTI 3072REFX XF OR XFS</b> | 133        |
|            | 30 x 84 Fix w/FixMod                 | <b>BTTI 3084REFX XM</b>        | 134        |
|            | 30 x 84 Fix w/RemMod                 | <b>BTTI 3084REFX RM</b>        | 134        |
|            | 30 x 84 Fold w/RemMod                | <b>BTTI 3084REFD RM</b>        | 138        |
|            | 30 x 84 Slim-Tilt w/HangMod          | <b>BTTI 3084REST HM</b>        | 146        |
|            | 30 x 90 Fix w/FixMod                 | <b>BTTI 3090REFX XM</b>        | 143        |
|            | 30 x 90 Fix w/RemMod                 | <b>BTTI 3090REFX RM</b>        | 143        |
|            | 30 x 90 Fold w/RemMod                | <b>BTTI 3090REFD RM</b>        | 147        |
|            | 30 x 90 Slim-Tilt w/HangMod          | <b>BTTI 3090REST HM</b>        | 155        |
|            | 30 x 96 Fix w/FixMod                 | <b>BTTI 3096REFX XM</b>        | 151        |
|            | 30 x 96 Fix w/RemMod                 | <b>BTTI 3096REFX RM</b>        | 151        |
|            | 30 x 96 Fold w/RemMod                | <b>BTTI 3096REFD RM</b>        | 155        |
|            | 30 x 96 Slim-Tilt w/HangMod          | <b>BTTI 3096REST HM</b>        | 163        |

**Note:** Training tables are often used with lightweight computer accessories. For heavy duty applications, such as large scale computer equipment, multiple monitor mounts, etc., Versteel suggests adding a third leg or stretcher. The price of the 84", 90" and 96" models include a stretcher rail required for additional support. Contact Customer Service if you have specific application concerns or questions.

**To Order, Specify...**

- 1 Model Number
- 2 Top Material
- 3 Edge Style and Thickness
- 4 Edge Color
- 5 Base Color
- 6 Additional Options





| <b>Base Options</b>                                | <b>Code</b> | <b>Price</b>         |
|--|-------------|----------------------|
| Assembled Folding Table .....                      | .BAF        | \$ 77                |
| Alternate Table Height 32" & Under.....            | .BAH        | \$ 100               |
| Alternate Table Height 32" & Over.....             | .BSP        | \$ call              |
| Adjustable Height, Pneumatic (Fix/Tilt).....       | .BAT        | \$ 1228              |
| Casters (4), Dual Wheel Black Hard Wheel .....     | .CAS55      | \$ 171<br>(72" only) |
| Casters (4), Dual Wheel Black Soft Wheel .....     | .CAS57      | \$ 171<br>(72" only) |
| Mix, Dual Wheel Casters & Glides .....             | .BMD        | \$ 163               |
| Self-Leveling Glides (4).....                      | .GLD04      | \$ 49                |
| Stretcher Rail (Fix/Tilt) Finish Same as Base..... | .BTS        | \$ 243               |

| <b>Finish Options</b>       |  |        |
|-----------------------------|--|--------|
| Chrome .....                |  | \$ 165 |
| Nickel.....                 |  | \$ 223 |
| Powder Coat, Standard ..... |  | n/c    |
| Powder Coat, Premium.....   |  | \$ 165 |
| Platinum.....               |  | \$ 488 |

| <b>Top Options</b>   |       |         |
|--|-------|---------|
| Table Link (all four sides) .....  | .TLK  | \$ 251  |
| Table Link (30" ends only) .....   | .TLE  | \$ 135  |
| Special Laminate.....  | .TSP  | call    |
| Custom Cutout (per cutout) .....   | .TCC  | \$ 120  |
| Laptop Locker (each).....  | .TLA  | \$ 1375 |
| (available on fixed tables only, see page 34 in<br>All Tables Price List for additional information) |       |         |
| Electronic Lock (per locker).....  | .TLEL | \$ 359  |
| Power Unit (up to 10 lockers sequenced).....   | .TLPU | \$ 567  |
| (includes 1 key, required for electronic lock)   |       |         |

**Power + Data Options**  
Please reference the Power + Data Price List

| <b>Wire Management Options</b>                    |      |        |
|---|------|--------|
| Basket, Modesty Mount.....                        | .WBM | \$ 97  |
| Basket, Under Top Mount.....                      | .WBT | \$ 97  |
| Cable Hook Legway .....                           | .WCK | \$ 119 |
| Canvas Legway .....                               | .WCL | \$ 100 |
| Plastic Legway.....                               | .WRL | \$ 78  |
| 1 Oval Brush Grommet, Location A.....             | .WOA | \$ 97  |
| 2 Oval Brush Grommets, Location E .....           | .WOE | \$ 194 |
| 1 Oval Brush Grommet, Provide Location Print..... | .WOG | \$ 97  |
| 1 Round Grommet, Location A .....                 | .WRA | \$ 76  |
| 2 Round Grommets, Location E.....                 | .WRE | \$ 152 |
| 1 Round Grommet, Provide Location Print .....     | .WRG | \$ 76  |

| <b>Accessories</b>                      |           |         |
|---|-----------|---------|
| Keyboard Platform w/Mouse Surface ..... | .AKP27M   | \$ 760  |
| CPU Holder (3" - 9" adjustment) .....   | .ACPU3-9F | \$ 237  |
| CPU Holder (5" - 8" adjustment).....    | .ACPU5-8F | \$ 155  |
| CPU Holder (3" - 5" adjustment).....    | .ACPU3F   | \$ 155  |
| Table Transport .....                   | .ATT3054  | \$ 1855 |
| Table Floor Mount Bracket Set.....      | .AFB      | \$ 57   |

**Training Tables**Eliga  
Specifications**VERSTEEL****Tops**

Eliga Training tables are available with rectangle shape tops ranging from 20" to 30" wide and 48" to 96" in length. The 1" laminate tops can be specified with a flat PVC or flat wood edge with square corners.

**Bases**

Fixed and slim-tilt T bases are all standard with nylon adjustable glides. Bases are inset from the edge of the table to allow for additional leg room.

**Modesty Panels**

Eliga training tables can be specified with or without a modesty panel. Refer to the Modesty Panel Construction Specifications page and the individual pricing pages for additional information.

**Power + Data**

To complete your specification, power and data, along with wire management options, can be added to your table. Refer to the Power + Data Price List.

**NOTE** EXCLUSIONS REGARDING EDGE THICKNESS, BASE FUNCTIONS AND HEIGHT MAY APPLY, REFER TO INDIVIDUAL PRICING PAGES FOR COMPLETE PRODUCT OFFERING

**Laminate Standard Core Construction**

The standard top construction consists of 45-50 lb particleboard, surfaced with a high pressure laminate face. A backer sheet is laminated to the underside of the top. Tops are shipped pre-drilled for field installation of bases and accessories.



**PVC Flat Edge**

Edge of 2mm PVC hot melt banded to the top with 1/8" radius at the top and bottom, with 1 1/2" square corners.

Offered in twenty-one (21) standard colors.



**Wood Flat Edge**

Wood banding hot melt banded to the top with 1/8" radius at the top and bottom, with square corners.

Offered in Ash, Cherry, Maple or Walnut materials.

**Shipping Schedule**

**Standard Items**

|                     |           |
|---------------------|-----------|
| Laminate, PVC Edge  | 3-5 WEEKS |
| Laminate, Wood Edge | 3-5 WEEKS |

Contact Versteel Customer Service for special lead time requests.

**BIFMA**

All Versteel products are constructed to pass the relevant ANSI/BIFMA standards. For more detailed specifications by series and base style, contact Versteel Customer Service at 800.876.2120.

Additional information regarding warranty, terms and conditions, shipping, care and maintenance, etc. can be found in the All Tables price list.

**Laminate Modesty, General Core Construction**

The modesty panel is constructed of  $\frac{3}{8}$ " thick, 45-50 lb. medium density particle board surfaced with high pressure laminate face on both sides. See individual styles below for panel heights per series. Modesty panel extends the length of the top and is located along the front edge of the table for maximum leg and knee clearance.

**Fixed Modesty (FixMod XM)**

The Fixed Modesty panel is mounted to the top with screws through steel brackets and must be field installed into pre-drilled positions in the top. Panel is 10" high with the following exceptions: Eliga (E1 bases) 7", Paces and Vela 8". All mounting hardware is packed with the modesty panel. Finish details match the top unless specified differently.

**Removable Modesty (RemMod RM)**

The Removable Modesty panel slides into heavy duty steel brackets that are mounted to the top. Simply tighten the handwheels to keep the modesty panel in position or loosen to remove the panel. For storage, the modesty attachment pins can be rotated 90° to prevent marring of the top surfaces. Panel is 10" high with the following exceptions: Eliga (E1 bases) 7", Paces and Vela 8". Finish details match the top unless specified differently.

**Hanging Modesty (HangMod HM)**

The hanging modesty is mounted to the top with a metal hinge that is factory installed. This mechanism pivots if the table is tilted to allow for a 90 degree slim-tilt. All hanging modesty panels are 8" high. Finish details match the top unless specified differently.

**Form Metal Modesty, General Construction**

The modesty panel is constructed with an aluminum extruded back panel and a perforated hinged steel door. There are three (3) separate unobstructed channels that allow the routing of power and data cables, with a wire exit on the back for the top and middle channel. The Form Modesty panel is 10" high and extends the length of the top. The Form Modesty panel is located along the front edge of the table for maximum leg and knee clearance. Accessory end cap trim kit available.

**Fixed Form Modesty (FixFormMod XF or XFS)**

The Fixed Form Modesty panel is mounted to the top with screws through steel brackets. The fixed modesty panel must be field installed into pre-drilled positions in the top. All mounting hardware is packed with the modesty panel. Extruded back panel is black with powder coat options for the perforated steel door. Powder coat finish on perforated door matches the base finish unless specified differently. Transparent powder coat finishes are not available. The panel will be radius with round holes when the XF model is specified and square with square holes when the XFS model is specified.

**Fixed Lightweight Form Modesty  
(FixLightweightFormMod XL or XLS)**

The Fixed Lightweight Form Modesty panel is a lightweight version of the Versteel Form Modesty. It is a formed steel perforated panel that is mounted to the top with screws through steel brackets. It must be field installed into pre-drilled positions in the top. A deep channel in the back of the panel allows for the routing of power and data cables inside of the modesty. Mounting hardware is packed with the modesty panel. Powder coat finish on the perforated panel matches the base finish unless specified differently. Transparent powder coat finishes are not available. The panel will be radius with round holes when the XF model is specified and square with square holes when the XFS model is specified.

**Removable Lightweight Form Modesty  
(RemLightweightFormMod RL or RLS)**

The Removable Lightweight Form Modesty panel slides into heavy duty steel brackets that are mounted to the top. Simply tighten the handwheels to secure the modesty in position or loosen them to remove the panel. Powder coat finish on the perforated panel matches the base finish unless specified differently. Transparent powder coat finishes are not available. The panel will be radius with round holes when the XF model is specified and square with square holes when the XFS model is specified.



## Training Tables

Eliga  
How To Order

VERSTEEL

### To Order, Specify...

- 1 Model Number, include top and edge style
- 2 Top Material
  - a. Laminate manufacturer and color
  - b. Veneer species and finish color
- 3 Edge Color
- 4 Base Color
- 5 Additional Options

base model

finish selections

options

|           |            |             |           |                |                  |                    |   |  |   |             |   |             |   |              |
|-----------|------------|-------------|-----------|----------------|------------------|--------------------|---|--|---|-------------|---|-------------|---|--------------|
| <b>EG</b> | <b>T1</b>  | <b>2472</b> | <b>RE</b> | <b>FX</b>      | <b>XM</b>        | <b>LP7S</b>        | / | <b>TP WW160-SD</b>                       | / | <b>CPRC</b> | / | <b>PNIM</b> | / | <b>CAS55</b> |
| series    | base style | top size    | top shape | table function | modesty function | top, edge & corner |   | top laminate manufacture & laminate code |   | edge color  |   | base color  |   | options      |

An **EGT1 2472REFX XM L72S** is an Eliga series 24" x 72" rectangle training table with fixed T1 bases, a fixed modesty and a laminate 1" thick top with a PVC edge and square corners.

The codes **TP WW160-SD / CPRC / PNIM** specify a Pionite WW160-SD Pralines & Cream laminate, Pralines & Cream PVC edge and Nimbus bases.

**CAS55** adds dual wheel black hard wheel casters.

### Model Number **EGT1 2472REFX XM**



### Orders may be sent via

#### Mailing Address

Versteel  
2332 Cathy Lane  
Jasper IN 47546

### Contact Versteel

Email [contact@versteel.com](mailto:contact@versteel.com)  
Phone 800 876 2120  
812 634 2120  
Fax 812 482 9318

**Laminate**

Versteel's standard offering of laminates includes over 900 laminates from Formica, Nevamar, Pionite and Wilsonart.

Laminate manufacturers change standard offerings frequently, making it possible a standard product can become unavailable. Versteel cannot be responsible for any inconvenience this may cause.

**PVC Edge Colors**

|                            |       |                            |       |
|----------------------------|-------|----------------------------|-------|
| Absolute Acajou . . . . .  | .CABA | Pearl . . . . .            | .CPEA |
| Alloy . . . . .            | .CALY | Platinum . . . . .         | .CPLA |
| Carbon . . . . .           | .CCAR | Pralines & Cream . . . . . | .CPRC |
| Champagne . . . . .        | .CCHA | Shadow . . . . .           | .CSHA |
| Coconut . . . . .          | .CCOC | Snow . . . . .             | .CSNO |
| Ebony . . . . .            | .CEBO | Stone . . . . .            | .CSTO |
| Florence Walnut . . . . .  | .CFLW | Storm . . . . .            | .CSTM |
| Fossil . . . . .           | .CFOS | Whisper . . . . .          | .CWHI |
| Graphite . . . . .         | .CGRA | White Linen . . . . .      | .CWHL |
| Grey . . . . .             | .CGRE |                            |       |
| Kensington Maple . . . . . | .CKEM |                            |       |
| Nimbus . . . . .           | .CNIM |                            |       |

**Wood Edge Species**

|                  |      |                  |     |
|------------------|------|------------------|-----|
| Ash . . . . .    | .A01 | Maple . . . . .  | M01 |
| Cherry . . . . . | .C01 | Walnut . . . . . | W01 |

**Wood Edge Finishes**

**Ash**

|                    |       |                   |       |
|--------------------|-------|-------------------|-------|
| Beach . . . . .    | .WBEA | Fog . . . . .     | .WFOG |
| Chestnut . . . . . | .WCHE | Pebble . . . . .  | .WPEB |
| Drift . . . . .    | .WDRI | Whisper . . . . . | .WWHI |
| Fawn . . . . .     | .WFAW |                   |       |

**Cherry**

|                           |       |                           |       |
|---------------------------|-------|---------------------------|-------|
| Blossom Cherry . . . . .  | .WBLC | Java Cherry . . . . .     | .WJAC |
| Cordovan Cherry . . . . . | .WCNC | Millwork Cherry . . . . . | .WMWC |
| Golden Cherry . . . . .   | .WGNC |                           |       |

**Maple**

|                         |       |                       |       |
|-------------------------|-------|-----------------------|-------|
| Caramel Maple . . . . . | .WCMM | Sugar Maple . . . . . | .WSUM |
| Solar Maple . . . . .   | .WSLM |                       |       |

**Walnut**

|                           |       |                          |       |
|---------------------------|-------|--------------------------|-------|
| Brighton Walnut . . . . . | .WBRW | Natural Walnut . . . . . | .WNAW |
| Espresso Walnut . . . . . | .WESW |                          |       |

**Studio Steel®**

Versteel’s “urban fabrication” process leaves the telltale signs of welding and assembly on the surface, highlighting a manufacturing aesthetic. Choosing a clear or transparent powder coat is recommended, allowing tonal striations (created as a result of extreme heat), natural textures, and the inherent qualities of raw steel to show through.

Studio Steel Process . . . . . \$165

**Powder Coat Finishes**

All powder coat finishes in the Versteel offering have been formulated with the use of epoxy, polyester or epoxy and polyester blends to maximize the finish durability.

**Powder Coat Finish Options**

Powder Coat – Standard . . . . . n/c  
 Powder Coat – Premium (Hope) . . . . . \$165  
 Powder Coat – Premium (Platinum) . . . . . \$488

**Powder Coat Colors**

|                          |       |                                   |       |
|--------------------------|-------|-----------------------------------|-------|
| Alloy . . . . .          | .PALY | Mint . . . . .                    | .PMNT |
| Amethyst . . . . .       | .PAME | Navy . . . . .                    | .PNAV |
| Anthracite . . . . .     | .PANT | Nimbus . . . . .                  | .PNIM |
| Black Anodized . . . . . | .PBLA | Nutmeg . . . . .                  | .PNUT |
| Bronze . . . . .         | .PBRO | ◆ Pacific . . . . .               | .PPAC |
| Calypso . . . . .        | .PCAL | Pearl . . . . .                   | .PPEA |
| Carbon . . . . .         | .PCAR | Pebble . . . . .                  | .PPEB |
| Champagne . . . . .      | .PCHA | Ⓟ Platinum . . . . .              | .PPLA |
| Coconut . . . . .        | .PCOC | Poppy . . . . .                   | .PPOP |
| ◆ Copper . . . . .       | .PCOP | ◆ Raven . . . . .                 | .PRAV |
| Crimson . . . . .        | .PCRI | Royal . . . . .                   | .PROY |
| ◆ Crystal . . . . .      | .PCRY | ◆ Satin . . . . .                 | .PSAT |
| Daffodil . . . . .       | .PDAF | Seaside . . . . .                 | .PSEA |
| Ebony . . . . .          | .PEBO | Shipyard . . . . .                | .PSHI |
| Forest . . . . .         | .PFOR | Silver . . . . .                  | .PSIL |
| Fossil . . . . .         | .PFOS | Snow . . . . .                    | .PSNO |
| ◆ Garnet . . . . .       | .PGAR | Stone . . . . .                   | .PSTO |
| ◆ Gold . . . . .         | .PGOL | Storm . . . . .                   | .PSTM |
| Graphite . . . . .       | .PGRA | Terra Cotta . . . . .             | .PTEC |
| Ⓟ Hope . . . . .         | .PHOP | Whisper . . . . .                 | .PWHI |
| Kelly Green . . . . .    | .PKEG | White Linen . . . . .             | .PWHL |
| ◆ Matte . . . . .        | .PMAT | Powder Coat Alternative . . . . . | .OPA  |
| Mica . . . . .           | .PMIC |                                   |       |

**Transparent Powder Coats (indicated by ◆)**

Please note that the transparent characteristics of these powders allow all natural welds and textures inherent to raw steel to be visible. Transparent powder coat available on Eliga upon sample approval.

**Premium Powder Coats (indicated by Ⓟ)**

Versteel’s premium process uses specially formulated powder coats for a truly unique color palette.

**Chrome**

Versteel applies a deep luster chrome plated finish. Chrome is the most durable finish available. Specify Chrome and add \$649 list per table.

Chrome . . . . . ECHR

**Nickel**

Versteel applies a nickel plated finish with a clear coat applied for durability. Specify Nickel and add \$710 list per table.

Nickel . . . . . ENKL

**NOTE** CHROME AND NICKEL ARE NOT AVAILABLE ON THE ELIGA WHITEBOARD

**Finish Reference & Samples**

For finish color reference, please refer to our website. Contact Versteel Customer Service to receive actual color samples for color matches and final color approval.



**Special Laminate**

**Call for quotation**

Specify code **TSP** (Special Laminate), indicate the quoted charges per table

Special laminates and patterns can be specified as an option. To specify, contact Versteel Customer Service for availability and pricing.

**NOTE** LAMINATES IN STANDARD COLORS AND TEXTURES FROM FORMICA, NEVAMAR, PIONITE AND WILSONART ARE STANDARD

**CAUTION** LAMINATE MANUFACTURERS CHANGE STANDARD OFFERINGS FREQUENTLY, MAKING IT POSSIBLE A STANDARD PRODUCT CAN BECOME UNAVAILABLE. VERSTEEL CANNOT BE RESPONSIBLE FOR ANY INCONVENIENCE THIS MAY CAUSE.

**Custom PVC Color Match**

**Call for quotation / one time charge per color, per order**

Specify code **OCF** (Custom PVC Color Match), add cost from Versteel quotation

PVC Color Match can be the selection of a color that is available from a Versteel supplier or a new custom color developed for the order. Minimum footage requirements mean that the amount of material needed for your order will effect the cost.

For PVC Color Matching you must supply a color reference sample. Versteel will review the sample for possible existing colors available and send a sample for customer approval. If no color match exists, a custom match will be developed and sampled for customer approval before a production schedule is established.

**Powder Coat Alternative**

**Call for quotation**

Specify code **OPA** (Powder Coat Alternative), add cost from Versteel quotation

Powder Coat Alternative is available from Versteel. The entire RAL color reference along with hundreds of other color and finishes are available.

For Powder Coat Alternative matching, you must supply a color reference sample, or an RAL number. Versteel will review the sample for possible existing colors available and send a sample for customer approval. If no color match exists a custom match can be developed. Call Versteel Customer Service for associated upcharges on custom color development.

**Stain Finish Match**

\$996 / one time charge per finish, per order

Specify code **OSM** (Stain Finish Match), add \$996.00 list per finish, per order

Alternative Stain Finishes are available for veneer and wood edged tops.

For Stain Finish Matching you must supply two 4" x 4" finish color and grain reference samples. An expertly finish matched sample will be provided for customer approval.

**NOTE** CUSTOMS OR ALTERNATIVES MAY AFFECT STANDARD PRODUCTION SCHEDULES

**Alternate Table Height 32" and Under****\$196 / table**

Specify code **BAH** (*Alternate Height 32" and under*), indicate desired table height (32" or less), add \$196.00 list per table

Suggested typing height table is 26 3/4"

Suggested wheelchair height table is 32"

Suggested stand up height table is 42"

**NOTE** FOR OTHER TABLE HEIGHT REQUIREMENTS CONTACT VERSTEEL CUSTOMER SERVICE FOR STRUCTURAL DETAILS, PRICING AND AVAILABILITY

**NOTE** NOT ALL ELIGA TABLES ARE AVAILABLE WITH AN ALTERNATE TABLE HEIGHT. REFER TO PRICING PAGES OR CONTACT VERSTEEL CUSTOMER SERVICE.

**Casters - Dual Hard Wheel Black Hard or Soft****\$171 / table**

Specify code CAS55 (Hard Wheel) or CAS57 (Soft Wheel), add \$171.00 list per table

Dual wheel, black, 2" diameter, standard locking casters are available on X1 and TE base styles. Each is fitted into a reinforced caster receiver and must be specified at time of order. Caster option does not change the overall height of the table. See individual product pages for availability and ordering code.

**Top Custom Cutout****\$120 / cutout**

Specify code **TCC** (*Top Custom Cutout*), add \$120.00 list per cutout

Top Custom Cutout requires a drawing for production and is subject to approvals.

**Table Link****\$251 / table**

Specify code **TLK** (*Table Link*), add \$251.00 list per table

Table Link is for linking Versteel table configurations in typical room situations.

Table link will prevent the accidental disconnection of power supply to adjacent tables. Available on tables with PVC, 3mm Wood, Wood Square, Wood Fluted and Ergo user side edge details.



Closed end link brackets are provided for tops without bases or tables with a base that does not allow the table to stand alone.

**Table Link - Ends Only****\$135 / table**

Specify code **TLE** (*Table Link - Ends Only*), add \$135.00 list per table

Table Link is for linking Versteel table configurations in typical room situations. Specify Table Link - Ends Only when your configuration requires linking on the table ends only. Available on tables with PVC,

3mm Wood, Wood Square, Wood Fluted and Ergo user side edge details. Table Link - Ends Only is included with electrical package options. This will prevent the accidental disconnection of power supply to adjacent tables.







**Questions?**

800 876 2120

|   |                   |                   |
|---|-------------------|-------------------|
| top ><br>edge >   | Laminate<br>PVC   | Laminate<br>Wood  |
|   | Flat              | Flat              |
|   |                   |                   |
| edge ordering code (square corner) ><br>top thickness > | <b>LP7S</b><br>1" | <b>LW7S</b><br>1" |
|   |                   |                   |
| top thickness price >                                   | 1"                | 1"                |

| Base Style   | Table Description                   | Model #          | Product Wt | 1"   | 1"   |
|--|-------------------------------------|------------------|------------|------|------|
| <p>TI</p> <p><b>Note:</b> Training tables are often used with lightweight computer accessories. For heavy duty applications, such as large scale computer equipment, multiple monitor mounts, etc., Versteel suggests adding a third leg or stretcher. The price of the 84", 90" and 96" models include a stretcher rail required for additional support. Contact Customer Service if you have specific application concerns or questions.</p> | 20 x 48 Fix                         | EGT1 2048REFX    | 49         | 1189 | 1521 |
|  | 20 x 48 Slim-Tilt                   | EGT1 2048REST    | 59         | 1706 | 2041 |
|  | 20 x 48 Fix w/FixMod                | EGT1 2048REFX XM | 62         | 1488 | 2025 |
|  | 20 x 48 Fix w/RemMod                | EGT1 2048REFX RM | 52         | 1511 | 2040 |
|  | 20 x 48 Slim-Tilt w/RemMod          | EGT1 2048REST RM | 62         | 2065 | 2603 |
|  | 20 x 48 Slim-Tilt w/HangMod         | EGT1 2048REST HM | 72         | 2065 | 2603 |
|  | 20 x 48 Fix w/FixLightweightFormMod | EGT1 2048REFX XL | 61         | 1511 | 2040 |
|  | 20 x 48 Fix w/RemLightweightFormMod | EGT1 2048REFX RL | 61         | 1511 | 2040 |
|  | 20 x 48 Fix w/FixFormMod            | EGT1 2048REFX XF | 71         | 1630 | 1994 |
|  | 20 x 60 Fix                         | EGT1 2060REFX    | 55         | 1290 | 1667 |
|  | 20 x 60 Slim-Tilt                   | EGT1 2060REST    | 67         | 1803 | 2184 |
|  | 20 x 60 Fix w/FixMod                | EGT1 2060REFX XM | 70         | 1716 | 2477 |
|  | 20 x 60 Fix w/RemMod                | EGT1 2060REFX RM | 58         | 1760 | 2526 |
|  | 20 x 60 Slim-Tilt w/RemMod          | EGT1 2060REST RM | 70         | 2281 | 3041 |
|  | 20 x 60 Slim-Tilt w/HangMod         | EGT1 2060REST HM | 82         | 2281 | 3041 |
|  | 20 x 60 Fix w/FixLightweightFormMod | EGT1 2060REFX XL | 70         | 1760 | 2530 |
|  | 20 x 60 Fix w/RemLightweightFormMod | EGT1 2060REFX RL | 70         | 1760 | 2530 |
|  | 20 x 60 Fix w/FixFormMod            | EGT1 2060REFX XF | 82         | 2041 | 2423 |
|  | 20 x 72 Fix                         | EGT1 2072REFX    | 61         | 1348 | 1807 |
|  | 20 x 72 Slim-Tilt                   | EGT1 2072REST    | 76         | 1864 | 2325 |
|  | 20 x 72 Fix w/FixMod                | EGT1 2072REFX XM | 78         | 1859 | 3021 |
|  | 20 x 72 Fix w/RemMod                | EGT1 2072REFX RM | 65         | 1903 | 3066 |
|  | 20 x 72 Slim-Tilt w/RemMod          | EGT1 2072REST RM | 80         | 2424 | 3586 |
|  | 20 x 72 Slim-Tilt w/HangMod         | EGT1 2072REST HM | 93         | 2424 | 3586 |
|  | 20 x 72 Fix w/FixLightweightFormMod | EGT1 2072REFX XL | 79         | 1906 | 3071 |
|  | 20 x 72 Fix w/RemLightweightFormMod | EGT1 2072REFX RL | 79         | 1906 | 3071 |
|  | 20 x 72 Fix w/FixFormMod            | EGT1 2072REFX XF | 93         | 2102 | 2559 |
|  | 20 x 84 Fix                         | EGT1 2084REFX    | 83         | 1488 | 2126 |
| 20 x 84 Slim-Tilt  | EGT1 2084REST                       | 86               | 2007       | 2643 |      |
| 20 x 84 Fix w/FixMod   | EGT1 2084REFX XM                    | 103              | 2125       | 3155 |      |
| 20 x 84 Fix w/RemMod   | EGT1 2084REFX RM                    | 87               | 2153       | 3177 |      |
| 20 x 84 Slim-Tilt w/RemMod   | EGT1 2084REST RM                    | 90               | 2796       | 4362 |      |
| 20 x 84 Slim-Tilt w/HangMod  | EGT1 2084REST HM                    | 106              | 2796       | 4362 |      |

**To Order, Specify...**

- 1 Model Number
- 2 Top Material
- 3 Edge Style and Thickness
- 4 Edge Color
- 5 Base Color
- 6 Additional Options



**Base Options**

**Code Price**

|                                 |       |        |
|---------------------------------|-------|--------|
| Casters (4), Dual Wheel Black   |       |        |
| Hard Wheel (to 72" length)..... | CAS55 | \$ 171 |
| Casters (4), Dual Wheel Black   |       |        |
| Soft Wheel (to 72" length)..... | CAS57 | \$ 171 |

**Finish Options**

|                             |  |        |
|-----------------------------|--|--------|
| Chrome .....                |  | \$ 649 |
| Nickel .....                |  | \$ 710 |
| Powder Coat, Standard ..... |  | n/c    |
| Powder Coat, Premium.....   |  | \$ 165 |
| Platinum.....               |  | \$ 488 |

**Top Options**

|                                   |     |        |
|-----------------------------------|-----|--------|
| Table Link (all four sides) ..... | TLK | \$ 251 |
| Table Link (20" ends only) .....  | TLE | \$ 135 |
| Special Laminate.....             | TSP | call   |
| Custom Cutout (per cutout) .....  | TCC | \$ 120 |

**Power + Data Options**

Please reference the Power + Data Price List

**Wire Management Options**

|  |     |        |
|--|-----|--------|
| 1 Oval Brush Grommet, Location A .....             | WOA | \$ 97  |
| 2 Oval Brush Grommets, Location E .....            | WOE | \$ 194 |
| 1 Oval Brush Grommet, Provide Location Print. .... | WOG | \$ 97  |
| 1 Round Grommet, Location A .....                  | WRA | \$ 76  |
| 2 Round Grommets, Location E.....                  | WRE | \$ 152 |
| 1 Round Grommet, Provide Location Print .....      | WRG | \$ 76  |



**Questions?**

800 876 2120

|   |                   |                   |
|---|-------------------|-------------------|
| top ><br>edge >   | Laminate<br>PVC   | Laminate<br>Wood  |
|   | Flat              | Flat              |
|   |                   |                   |
| edge ordering code (square corner) ><br>top thickness > | <b>LP7S</b><br>1" | <b>LW7S</b><br>1" |
|   |                   |                   |
| top thickness price >                                   | 1"                | 1"                |

| Base Style | Table Description           | Model #                 | Product Wt | 1"   | 1"   |
|------------|-----------------------------|-------------------------|------------|------|------|
| <p>TI</p>  | 20 x 90 Fix                 | <b>EGT1 2090REFX</b>    | 88         | 1578 | 2360 |
|            | 20 x 90 Slim-Tilt           | <b>EGT1 2090REST</b>    | 91         | 2062 | 2849 |
|            | 20 x 90 Fix w/FixMod        | <b>EGT1 2090REFX XM</b> | 110        | 2501 | 4068 |
|            | 20 x 90 Fix w/RemMod        | <b>EGT1 2090REFX RM</b> | 92         | 2542 | 4110 |
|            | 20 x 90 Slim-Tilt w/RemMod  | <b>EGT1 2090REST RM</b> | 95         | 3059 | 4624 |
|            | 20 x 90 Slim-Tilt w/HangMod | <b>EGT1 2090REST HM</b> | 113        | 3059 | 4624 |
|            | 20 x 96 Fix                 | <b>EGT1 2096REFX</b>    | 92         | 1620 | 2403 |
|            | 20 x 96 Slim-Tilt           | <b>EGT1 2096REST</b>    | 96         | 2136 | 2920 |
|            | 20 x 96 Fix w/FixMod        | <b>EGT1 2096REFX XM</b> | 116        | 2501 | 4068 |
|            | 20 x 96 Fix w/RemMod        | <b>EGT1 2096REFX RM</b> | 97         | 2542 | 4110 |
|            | 20 x 96 Slim-Tilt w/RemMod  | <b>EGT1 2096REST RM</b> | 101        | 3059 | 4624 |
|            | 20 x 96 Slim-Tilt w/HangMod | <b>EGT1 2096REST HM</b> | 120        | 3059 | 4624 |

**Note:** Training tables are often used with lightweight computer accessories. For heavy duty applications, such as large scale computer equipment, multiple monitor mounts, etc., Versteel suggests adding a third leg or stretcher. The price of the 84", 90" and 96" models include a stretcher rail required for additional support. Contact Customer Service if you have specific application concerns or questions.

**To Order, Specify...**

- 1 Model Number
- 2 Top Material
- 3 Edge Style and Thickness
- 4 Edge Color
- 5 Base Color
- 6 Additional Options



**Finish Options**

|                             |        |
|-----------------------------|--------|
| Chrome .....                | \$ 649 |
| Nickel .....                | \$ 710 |
| Powder Coat, Standard ..... | n/c    |
| Powder Coat, Premium .....  | \$ 165 |
| Platinum .....              | \$ 488 |

**Top Options**

|                                   |     |        |
|-----------------------------------|-----|--------|
| Table Link (all four sides) ..... | TLK | \$ 251 |
| Table Link (20" ends only) .....  | TLE | \$ 135 |
| Special Laminate .....            | TSP | call   |
| Custom Cutout (per cutout) .....  | TCC | \$ 120 |

**Power + Data Options**

Please reference the Power + Data Price List

**Wire Management Options**

|  |     |        |
|--|-----|--------|
| 1 Oval Brush Grommet, Location A .....             | WOA | \$ 97  |
| 2 Oval Brush Grommets, Location E .....            | WOE | \$ 194 |
| 1 Oval Brush Grommet, Provide Location Print. .... | WOG | \$ 97  |
| 1 Round Grommet, Location A .....                  | WRA | \$ 76  |
| 2 Round Grommets, Location E .....                 | WRE | \$ 152 |
| 1 Round Grommet, Provide Location Print .....      | WRG | \$ 76  |



**Questions?**

800 876 2120

top >  
edge >

|   |                   |
|---|-------------------|
| Laminate<br>PVC   | Laminate<br>Wood  |
| Flat  | Flat              |
|   |                   |
| edge ordering code (square corner) ><br>top thickness > |                   |
| <b>LP7S</b><br>1"                                       | <b>LW7S</b><br>1" |
|   |                   |
| top thickness price >                                   |                   |
| 1"  | 1"                |

| Base Style   | Table Description                   | Model #          | Product Wt | 1"   | 1"   |
|--|-------------------------------------|------------------|------------|------|------|
| <p>TI</p> <p><b>Note:</b> Training tables are often used with lightweight computer accessories. For heavy duty applications, such as large scale computer equipment, multiple monitor mounts, etc., Versteel suggests adding a third leg or stretcher. The price of the 84", 90" and 96" models include a stretcher rail required for additional support. Contact Customer Service if you have specific application concerns or questions.</p> | 24 x 48 Fix                         | EGT1 2448REFX    | 55         | 1247 | 1697 |
|  | 24 x 48 Slim-Tilt                   | EGT1 2448REST    | 64         | 1767 | 2217 |
|  | 24 x 48 Fix w/FixMod                | EGT1 2448REFX XM | 68         | 1563 | 1602 |
|  | 24 x 48 Fix w/RemMod                | EGT1 2448REFX RM | 57         | 1584 | 1652 |
|  | 24 x 48 Slim-Tilt w/RemMod          | EGT1 2448REST RM | 66         | 2119 | 2170 |
|  | 24 x 48 Slim-Tilt w/HangMod         | EGT1 2448REST HM | 77         | 2119 | 2170 |
|  | 24 x 48 Fix w/FixLightweightFormMod | EGT1 2448REFX XL | 67         | 1584 | 1652 |
|  | 24 x 48 Fix w/RemLightweightFormMod | EGT1 2448REFX RL | 67         | 1584 | 1652 |
|  | 24 x 48 Fix w/FixFormMod            | EGT1 2448REFX XF | 77         | 1697 | 1754 |
|  | 24 x 60 Fix                         | EGT1 2460REFX    | 63         | 1332 | 1894 |
|  | 24 x 60 Slim-Tilt                   | EGT1 2460REST    | 75         | 1849 | 2217 |
|  | 24 x 60 Fix w/FixMod                | EGT1 2460REFX XM | 78         | 1759 | 1836 |
|  | 24 x 60 Fix w/RemMod                | EGT1 2460REFX RM | 66         | 1808 | 1886 |
|  | 24 x 60 Slim-Tilt w/RemMod          | EGT1 2460REST RM | 78         | 2325 | 2398 |
|  | 24 x 60 Slim-Tilt w/HangMod         | EGT1 2460REST HM | 90         | 2325 | 2398 |
|  | 24 x 60 Fix w/FixLightweightFormMod | EGT1 2460REFX XL | 78         | 1808 | 1886 |
|  | 24 x 60 Fix w/RemLightweightFormMod | EGT1 2460REFX RL | 78         | 1808 | 1886 |
|  | 24 x 60 Fix w/FixFormMod            | EGT1 2460REFX XF | 90         | 2082 | 2158 |
|  | 24 x 72 Fix                         | EGT1 2472REFX    | 70         | 1528 | 2134 |
|  | 24 x 72 Slim-Tilt                   | EGT1 2472REST    | 85         | 2041 | 2655 |
|  | 24 x 72 Fix w/FixMod                | EGT1 2472REFX XM | 87         | 2030 | 2095 |
|  | 24 x 72 Fix w/RemMod                | EGT1 2472REFX RM | 74         | 2076 | 2143 |
|  | 24 x 72 Slim-Tilt w/RemMod          | EGT1 2472REST RM | 89         | 2593 | 2662 |
|  | 24 x 72 Slim-Tilt w/HangMod         | EGT1 2472REST HM | 102        | 2593 | 2662 |
| 24 x 72 Fix w/FixLightweightFormMod  | EGT1 2472REFX XL                    | 88               | 2079       | 2145 |      |
| 24 x 72 Fix w/RemLightweightFormMod  | EGT1 2472REFX RL                    | 88               | 2079       | 2145 |      |
| 24 x 72 Fix w/FixFormMod   | EGT1 2472REFX XF                    | 102              | 2273       | 2340 |      |
| 24 x 84 Fix  | EGT1 2484REFX                       | 94               | 1611       | 2364 |      |
| 24 x 84 Slim-Tilt  | EGT1 2484REST                       | 97               | 2128       | 2882 |      |
| 24 x 84 Fix w/FixMod   | EGT1 2484REFX XM                    | 114              | 2280       | 2286 |      |
| 24 x 84 Fix w/RemMod   | EGT1 2484REFX RM                    | 98               | 2309       | 2320 |      |
| 24 x 84 Slim-Tilt w/RemMod   | EGT1 2484REST RM                    | 101              | 2843       | 4069 |      |
| 24 x 84 Slim-Tilt w/HangMod  | EGT1 2484REST HM                    | 117              | 2843       | 4069 |      |

**To Order, Specify...**

- 1 Model Number
- 2 Top Material
- 3 Edge Style and Thickness
- 4 Edge Color
- 5 Base Color
- 6 Additional Options





**Base Options**

**Code Price**

|                                 |       |        |
|---------------------------------|-------|--------|
| Casters (4), Dual Wheel Black   |       |        |
| Hard Wheel (to 72" length)..... | CAS55 | \$ 171 |
| Casters (4), Dual Wheel Black   |       |        |
| Soft Wheel (to 72" length)..... | CAS57 | \$ 171 |

**Finish Options**

|                             |  |        |
|-----------------------------|--|--------|
| Chrome .....                |  | \$ 649 |
| Nickel.....                 |  | \$ 710 |
| Powder Coat, Standard ..... |  | n/c    |
| Powder Coat, Premium.....   |  | \$ 165 |
| Platinum.....               |  | \$ 488 |

**Top Options**

|                                   |     |        |
|-----------------------------------|-----|--------|
| Table Link (all four sides) ..... | TLK | \$ 251 |
| Table Link (24" ends only) .....  | TLE | \$ 135 |
| Special Laminate.....             | TSP | call   |
| Custom Cutout (per cutout) .....  | TCC | \$ 120 |

**Power + Data Options**

Please reference the Power + Data Price List

**Wire Management Options**

|  |     |        |
|--|-----|--------|
| 1 Oval Brush Grommet, Location A .....             | WOA | \$ 97  |
| 2 Oval Brush Grommets, Location E .....            | WOE | \$ 194 |
| 1 Oval Brush Grommet, Provide Location Print. .... | WOG | \$ 97  |
| 1 Round Grommet, Location A .....                  | WRA | \$ 76  |
| 2 Round Grommets, Location E.....                  | WRE | \$ 152 |
| 1 Round Grommet, Provide Location Print .....      | WRG | \$ 76  |



**Questions?**

800 876 2120

|                                      |              |               |
|--------------------------------------|--------------|---------------|
| top >                                | Laminate PVC | Laminate Wood |
| edge >                               | Flat         | Flat          |
|                                      |              |               |
| edge ordering code (square corner) > | <b>LP7S</b>  | <b>LW7S</b>   |
| top thickness >                      | 1"           | 1"            |
|                                      |              |               |
| top thickness price >                | 1"           | 1"            |

| Base Style | Table Description           | Model #                 | Product Wt | 1"   | 1"   |
|------------|-----------------------------|-------------------------|------------|------|------|
| <p>TI</p>  | 24 x 90 Fix                 | <b>EGT1 2490REFX</b>    | 100        | 1742 | 2567 |
|            | 24 x 90 Slim-Tilt           | <b>EGT1 2490REST</b>    | 103        | 2269 | 3063 |
|            | 24 x 90 Fix w/FixMod        | <b>EGT1 2490REFX XM</b> | 122        | 2762 | 4335 |
|            | 24 x 90 Fix w/RemMod        | <b>EGT1 2490REFX RM</b> | 104        | 2880 | 3746 |
|            | 24 x 90 Slim-Tilt w/RemMod  | <b>EGT1 2490REST RM</b> | 107        | 3395 | 4260 |
|            | 24 x 90 Slim-Tilt w/HangMod | <b>EGT1 2490REST HM</b> | 125        | 3395 | 4260 |
|            | 24 x 96 Fix                 | <b>EGT1 2496REFX</b>    | 105        | 1862 | 2726 |
|            | 24 x 96 Slim-Tilt           | <b>EGT1 2496REST</b>    | 109        | 2378 | 3246 |
|            | 24 x 96 Fix w/FixMod        | <b>EGT1 2496REFX XM</b> | 129        | 2762 | 4335 |
|            | 24 x 96 Fix w/RemMod        | <b>EGT1 2496REFX RM</b> | 110        | 2880 | 3746 |
|            | 24 x 96 Slim-Tilt w/RemMod  | <b>EGT1 2496REST RM</b> | 114        | 3395 | 4260 |
|            | 24 x 96 Slim-Tilt w/HangMod | <b>EGT1 2496REST HM</b> | 133        | 3395 | 4260 |

**Note:** Training tables are often used with lightweight computer accessories. For heavy duty applications, such as large scale computer equipment, multiple monitor mounts, etc., Versteel suggests adding a third leg or stretcher. The price of the 84", 90" and 96" models include a stretcher rail required for additional support. Contact Customer Service if you have specific application concerns or questions.

**To Order, Specify...**

- 1 Model Number
- 2 Top Material
- 3 Edge Style and Thickness
- 4 Edge Color
- 5 Base Color
- 6 Additional Options



**Finish Options**

|                             |        |
|-----------------------------|--------|
| Chrome .....                | \$ 649 |
| Nickel .....                | \$ 710 |
| Powder Coat, Standard ..... | n/c    |
| Powder Coat, Premium .....  | \$ 165 |
| Platinum .....              | \$ 488 |

**Top Options**

|                                   |     |        |
|-----------------------------------|-----|--------|
| Table Link (all four sides) ..... | TLK | \$ 251 |
| Table Link (24" ends only) .....  | TLE | \$ 135 |
| Special Laminate .....            | TSP | call   |
| Custom Cutout (per cutout) .....  | TCC | \$ 120 |

**Power + Data Options**

Please reference the Power + Data Price List

**Wire Management Options**

|  |     |        |
|--|-----|--------|
| 1 Oval Brush Grommet, Location A .....             | WOA | \$ 97  |
| 2 Oval Brush Grommets, Location E .....            | WOE | \$ 194 |
| 1 Oval Brush Grommet, Provide Location Print. .... | WOG | \$ 97  |
| 1 Round Grommet, Location A .....                  | WRA | \$ 76  |
| 2 Round Grommets, Location E .....                 | WRE | \$ 152 |
| 1 Round Grommet, Provide Location Print .....      | WRG | \$ 76  |



Questions?

800 876 2120

|   |                   |                   |
|---|-------------------|-------------------|
| top ><br>edge >   | Laminate<br>PVC   | Laminate<br>Wood  |
|   | Flat              | Flat              |
|   |                   |                   |
| edge ordering code (square corner) ><br>top thickness > | <b>LP7S</b><br>1" | <b>LW7S</b><br>1" |
|   |                   |                   |
| top thickness price >                                   | 1"                | 1"                |

| Base Style   | Table Description                   | Model #          | Product Wt | 1"   | 1"   |
|--|-------------------------------------|------------------|------------|------|------|
| <p>TI</p> <p><b>Note:</b> Training tables are often used with lightweight computer accessories. For heavy duty applications, such as large scale computer equipment, multiple monitor mounts, etc., Versteel suggests adding a third leg or stretcher. The price of the 84", 90" and 96" models include a stretcher rail required for additional support. Contact Customer Service if you have specific application concerns or questions.</p> | 30 x 48 Fix                         | EGT1 3048REFX    | 63         | 1375 | 1846 |
|  | 30 x 48 Slim-Tilt                   | EGT1 3048REST    | 75         | 1895 | 2364 |
|  | 30 x 48 Fix w/FixMod                | EGT1 3048REFX XM | 76         | 1692 | 2364 |
|  | 30 x 48 Fix w/RemMod                | EGT1 3048REFX RM | 66         | 1721 | 2381 |
|  | 30 x 48 Slim-Tilt w/RemMod          | EGT1 3048REST RM | 78         | 2259 | 2936 |
|  | 30 x 48 Slim-Tilt w/HangMod         | EGT1 3048REST HM | 88         | 2259 | 2936 |
|  | 30 x 48 Fix w/FixLightweightFormMod | EGT1 3048REFX XL | 75         | 1721 | 2381 |
|  | 30 x 48 Fix w/RemLightweightFormMod | EGT1 3048REFX RL | 75         | 1721 | 2775 |
|  | 30 x 48 Fix w/FixFormMod            | EGT1 3048REFX XF | 85         | 1841 | 2345 |
|  | 30 x 60 Fix                         | EGT1 3060REFX    | 73         | 1460 | 2065 |
|  | 30 x 60 Slim-Tilt                   | EGT1 3060REST    | 87         | 1978 | 2581 |
|  | 30 x 60 Fix w/FixMod                | EGT1 3060REFX XM | 88         | 1890 | 2875 |
|  | 30 x 60 Fix w/RemMod                | EGT1 3060REFX RM | 76         | 1937 | 2953 |
|  | 30 x 60 Slim-Tilt w/RemMod          | EGT1 3060REST RM | 90         | 2455 | 3439 |
|  | 30 x 60 Slim-Tilt w/HangMod         | EGT1 3060REST HM | 102        | 2455 | 3439 |
|  | 30 x 60 Fix w/FixLightweightFormMod | EGT1 3060REFX XL | 88         | 1937 | 2919 |
|  | 30 x 60 Fix w/RemLightweightFormMod | EGT1 3060REFX RL | 88         | 1937 | 2919 |
|  | 30 x 60 Fix w/FixFormMod            | EGT1 3060REFX XF | 100        | 2209 | 2816 |
|  | 30 x 72 Fix                         | EGT1 3072REFX    | 83         | 1573 | 2283 |
|  | 30 x 72 Slim-Tilt                   | EGT1 3072REST    | 100        | 2092 | 2798 |
|  | 30 x 72 Fix w/FixMod                | EGT1 3072REFX XM | 100        | 2080 | 3497 |
|  | 30 x 72 Fix w/RemMod                | EGT1 3072REFX RM | 87         | 2128 | 3541 |
|  | 30 x 72 Slim-Tilt w/RemMod          | EGT1 3072REST RM | 104        | 2646 | 4058 |
|  | 30 x 72 Slim-Tilt w/HangMod         | EGT1 3072REST HM | 117        | 2646 | 4058 |
|  | 30 x 72 Fix w/FixLightweightFormMod | EGT1 3072REFX XL | 101        | 2129 | 3542 |
|  | 30 x 72 Fix w/RemLightweightFormMod | EGT1 3072REFX RL | 101        | 2129 | 3542 |
|  | 30 x 72 Fix w/FixFormMod            | EGT1 3072REFX XF | 115        | 2327 | 3035 |
|  | 30 x 84 Fix                         | EGT1 3084REFX    | 109        | 1687 | 2576 |
|  | 30 x 84 Slim-Tilt                   | EGT1 3084REST    | 114        | 2202 | 3092 |
|  | 30 x 84 Fix w/FixMod                | EGT1 3084REFX XM | 129        | 2368 | 3765 |
|  | 30 x 84 Fix w/RemMod                | EGT1 3084REFX RM | 113        | 2401 | 3788 |
|  | 30 x 84 Slim-Tilt w/RemMod          | EGT1 3084REST RM | 118        | 2842 | 4654 |
|  | 30 x 84 Slim-Tilt w/HangMod         | EGT1 3084REST HM | 134        | 2842 | 4654 |

To Order, Specify...

- 1 Model Number
- 2 Top Material
- 3 Edge Style and Thickness
- 4 Edge Color
- 5 Base Color
- 6 Additional Options



**Base Options**

**Code Price**

|                                 |       |        |
|---------------------------------|-------|--------|
| Casters (4), Dual Wheel Black   |       |        |
| Hard Wheel (to 72" length)..... | CAS55 | \$ 171 |
| Casters (4), Dual Wheel Black   |       |        |
| Soft Wheel (to 72" length)..... | CAS57 | \$ 171 |

**Finish Options**

|                             |  |        |
|-----------------------------|--|--------|
| Chrome .....                |  | \$ 649 |
| Nickel.....                 |  | \$ 710 |
| Powder Coat, Standard ..... |  | n/c    |
| Powder Coat, Premium.....   |  | \$ 165 |
| Platinum.....               |  | \$ 488 |

**Top Options**

|                                   |     |        |
|-----------------------------------|-----|--------|
| Table Link (all four sides) ..... | TLK | \$ 251 |
| Table Link (30" ends only) .....  | TLE | \$ 135 |
| Special Laminate.....             | TSP | call   |
| Custom Cutout (per cutout) .....  | TCC | \$ 120 |

**Power + Data Options**

Please reference the Power + Data Price List

**Wire Management Options**

|  |     |        |
|--|-----|--------|
| 1 Oval Brush Grommet, Location A .....             | WOA | \$ 97  |
| 2 Oval Brush Grommets, Location E .....            | WOE | \$ 194 |
| 1 Oval Brush Grommet, Provide Location Print. .... | WOG | \$ 97  |
| 1 Round Grommet, Location A .....                  | WRA | \$ 76  |
| 2 Round Grommets, Location E.....                  | WRE | \$ 152 |
| 1 Round Grommet, Provide Location Print .....      | WRG | \$ 76  |



**Questions?**

800 876 2120

|   |                   |                   |
|---|-------------------|-------------------|
| top ><br>edge >   | Laminate<br>PVC   | Laminate<br>Wood  |
|   | Flat              | Flat              |
|   |                   |                   |
| edge ordering code (square corner) ><br>top thickness > | <b>LP7S</b><br>1" | <b>LW7S</b><br>1" |
|   |                   |                   |
| top thickness price >                                   | 1"                | 1"                |

| Base Style | Table Description           | Model #                 | Product Wt | 1"   | 1"   |
|------------|-----------------------------|-------------------------|------------|------|------|
| <p>TI</p>  | 30 x 90 Fix                 | <b>EGT1 3090REFX</b>    | 116        | 1800 | 2780 |
|            | 30 x 90 Slim-Tilt           | <b>EGT1 3090REST</b>    | 121        | 2309 | 3238 |
|            | 30 x 90 Fix w/FixMod        | <b>EGT1 3090REFX XM</b> | 138        | 2776 | 4618 |
|            | 30 x 90 Fix w/RemMod        | <b>EGT1 3090REFX RM</b> | 120        | 2819 | 4662 |
|            | 30 x 90 Slim-Tilt w/RemMod  | <b>EGT1 3090REST RM</b> | 125        | 3336 | 5178 |
|            | 30 x 90 Slim-Tilt w/HangMod | <b>EGT1 3090REST HM</b> | 143        | 3336 | 5178 |
|            | 30 x 96 Fix                 | <b>EGT1 3096REFX</b>    | 122        | 1894 | 2953 |
|            | 30 x 96 Slim-Tilt           | <b>EGT1 3096REST</b>    | 128        | 2412 | 3472 |
|            | 30 x 96 Fix w/FixMod        | <b>EGT1 3096REFX XM</b> | 146        | 2776 | 4618 |
|            | 30 x 96 Fix w/RemMod        | <b>EGT1 3096REFX RM</b> | 127        | 2819 | 4662 |
|            | 30 x 96 Slim-Tilt w/RemMod  | <b>EGT1 3096REST RM</b> | 133        | 3336 | 5178 |
|            | 30 x 96 Slim-Tilt w/HangMod | <b>EGT1 3096REST HM</b> | 152        | 3336 | 5178 |

**Note:** Training tables are often used with lightweight computer accessories. For heavy duty applications, such as large scale computer equipment, multiple monitor mounts, etc., Versteel suggests adding a third leg or stretcher. The price of the 84", 90" and 96" models include a stretcher rail required for additional support. Contact Customer Service if you have specific application concerns or questions.

**To Order, Specify...**

- 1 Model Number
- 2 Top Material
- 3 Edge Style and Thickness
- 4 Edge Color
- 5 Base Color
- 6 Additional Options



**Finish Options**

|                             |        |
|-----------------------------|--------|
| Chrome .....                | \$ 649 |
| Nickel .....                | \$ 710 |
| Powder Coat, Standard ..... | n/c    |
| Powder Coat, Premium .....  | \$ 165 |
| Platinum .....              | \$ 488 |

**Top Options**

|                                   |     |        |
|-----------------------------------|-----|--------|
| Table Link (all four sides) ..... | TLK | \$ 251 |
| Table Link (30" ends only) .....  | TLE | \$ 135 |
| Special Laminate .....            | TSP | call   |
| Custom Cutout (per cutout) .....  | TCC | \$ 120 |

**Power + Data Options**

Please reference the Power + Data Price List

**Wire Management Options**

|  |     |        |
|--|-----|--------|
| 1 Oval Brush Grommet, Location A .....             | WOA | \$ 97  |
| 2 Oval Brush Grommets, Location E .....            | WOE | \$ 194 |
| 1 Oval Brush Grommet, Provide Location Print. .... | WOG | \$ 97  |
| 1 Round Grommet, Location A .....                  | WRA | \$ 76  |
| 2 Round Grommets, Location E .....                 | WRE | \$ 152 |
| 1 Round Grommet, Provide Location Print .....      | WRG | \$ 76  |



**Questions?**

800 876 2120

top >  
edge >

|   |                   |
|---|-------------------|
| Laminate<br>PVC   | Laminate<br>Wood  |
| Flat  | Flat              |
|   |                   |
| edge ordering code (square corner) ><br>top thickness > |                   |
| <b>LP7S</b><br>1"                                       | <b>LW7S</b><br>1" |
|   |                   |
| top thickness price >                                   |                   |
| 1"  | 1"                |

| Base Style   | Table Description                   | Model #          | Product Wt | 1"   | 1"   |
|--|-------------------------------------|------------------|------------|------|------|
| <p>TI</p> <p><b>Note:</b> Training tables are often used with lightweight computer accessories. For heavy duty applications, such as large scale computer equipment, multiple monitor mounts, etc., Versteel suggests adding a third leg or stretcher. The price of the 84", 90" and 96" models include a stretcher rail required for additional support. Contact Customer Service if you have specific application concerns or questions.</p> | 36 x 48 Fix                         | EGT1 3648REFX    | 71         | 1514 | 2030 |
|  | 36 x 48 Slim-Tilt                   | EGT1 3648REST    | 83         | 2070 | 2584 |
|  | 36 x 48 Fix w/FixMod                | EGT1 3648REFX XM | 84         | 1860 | 2602 |
|  | 36 x 48 Fix w/RemMod                | EGT1 3648REFX RM | 74         | 1891 | 2620 |
|  | 36 x 48 Slim-Tilt w/RemMod          | EGT1 3648REST RM | 86         | 2468 | 3213 |
|  | 36 x 48 Slim-Tilt w/HangMod         | EGT1 3648REST HM | 96         | 2468 | 3213 |
|  | 36 x 48 Fix w/FixLightweightFormMod | EGT1 3648REFX XL | 83         | 1891 | 2620 |
|  | 36 x 48 Fix w/RemLightweightFormMod | EGT1 3648REFX RL | 83         | 1891 | 3055 |
|  | 36 x 48 Fix w/FixFormMod            | EGT1 3648REFX XF | 93         | 2027 | 2581 |
|  | 36 x 60 Fix                         | EGT1 3660REFX    | 83         | 1608 | 2268 |
|  | 36 x 60 Slim-Tilt                   | EGT1 3660REST    | 97         | 2158 | 2822 |
|  | 36 x 60 Fix w/FixMod                | EGT1 3660REFX XM | 98         | 2079 | 3160 |
|  | 36 x 60 Fix w/RemMod                | EGT1 3660REFX RM | 86         | 2129 | 3211 |
|  | 36 x 60 Slim-Tilt w/RemMod          | EGT1 3660REST RM | 100        | 2685 | 3769 |
|  | 36 x 60 Slim-Tilt w/HangMod         | EGT1 3660REST HM | 112        | 2685 | 3769 |
|  | 36 x 60 Fix w/FixLightweightFormMod | EGT1 3660REFX XL | 98         | 2129 | 3210 |
|  | 36 x 60 Fix w/RemLightweightFormMod | EGT1 3660REFX RL | 98         | 2129 | 3210 |
|  | 36 x 60 Fix w/FixFormMod            | EGT1 3660REFX XF | 110        | 2434 | 3097 |
|  | 36 x 72 Fix                         | EGT1 3672REFX    | 95         | 1730 | 2511 |
|  | 36 x 72 Slim-Tilt                   | EGT1 3672REST    | 112        | 2285 | 3061 |
|  | 36 x 72 Fix w/FixMod                | EGT1 3672REFX XM | 112        | 2288 | 3847 |
|  | 36 x 72 Fix w/RemMod                | EGT1 3672REFX RM | 99         | 2343 | 3894 |
|  | 36 x 72 Slim-Tilt w/RemMod          | EGT1 3672REST RM | 114        | 2893 | 4450 |
|  | 36 x 72 Slim-Tilt w/HangMod         | EGT1 3672REST HM | 129        | 2893 | 4450 |
|  | 36 x 72 Fix w/FixLightweightFormMod | EGT1 3672REFX XL | 113        | 2345 | 3898 |
|  | 36 x 72 Fix w/RemLightweightFormMod | EGT1 3672REFX RL | 113        | 2345 | 3898 |
|  | 36 x 72 Fix w/FixFormMod            | EGT1 3672REFX XF | 127        | 2559 | 3338 |
|  | 36 x 84 Fix                         | EGT1 3684REFX    | 123        | 1855 | 2831 |
|  | 36 x 84 Slim-Tilt                   | EGT1 3684REST    | 128        | 2406 | 3388 |
|  | 36 x 84 Fix w/FixMod                | EGT1 3684REFX XM | 143        | 2607 | 4140 |
|  | 36 x 84 Fix w/RemMod                | EGT1 3684REFX RM | 127        | 2641 | 4167 |
|  | 36 x 84 Slim-Tilt w/RemMod          | EGT1 3684REST RM | 132        | 3110 | 5108 |
|  | 36 x 84 Slim-Tilt w/HangMod         | EGT1 3684REST HM | 148        | 3110 | 5108 |

**To Order, Specify...**

- 1 Model Number
- 2 Top Material
- 3 Edge Style and Thickness
- 4 Edge Color
- 5 Base Color
- 6 Additional Options





**Base Options**

**Code Price**

|                                 |       |        |
|---------------------------------|-------|--------|
| Casters (4), Dual Wheel Black   |       |        |
| Hard Wheel (to 72" length)..... | CAS55 | \$ 171 |
| Casters (4), Dual Wheel Black   |       |        |
| Soft Wheel (to 72" length)..... | CAS57 | \$ 171 |

**Finish Options**

|                             |  |        |
|-----------------------------|--|--------|
| Chrome .....                |  | \$ 649 |
| Nickel.....                 |  | \$ 710 |
| Powder Coat, Standard ..... |  | n/c    |
| Powder Coat, Premium.....   |  | \$ 165 |
| Platinum.....               |  | \$ 488 |

**Top Options**

|                                   |     |        |
|-----------------------------------|-----|--------|
| Table Link (all four sides) ..... | TLK | \$ 251 |
| Table Link (36" ends only) .....  | TLE | \$ 135 |
| Special Laminate.....             | TSP | call   |
| Custom Cutout (per cutout) .....  | TCC | \$ 120 |

**Power + Data Options**

Please reference the Power + Data Price List

**Wire Management Options**

|  |     |        |
|--|-----|--------|
| 1 Oval Brush Grommet, Location A .....             | WOA | \$ 97  |
| 2 Oval Brush Grommets, Location E .....            | WOE | \$ 194 |
| 1 Oval Brush Grommet, Provide Location Print. .... | WOG | \$ 97  |
| 1 Round Grommet, Location A .....                  | WRA | \$ 76  |
| 2 Round Grommets, Location E.....                  | WRE | \$ 152 |
| 1 Round Grommet, Provide Location Print .....      | WRG | \$ 76  |



**Questions?**

800 876 2120

top >  
edge >

edge ordering code (square corner) >  
top thickness >

|                   |                   |
|-------------------|-------------------|
| Laminate<br>PVC   | Laminate<br>Wood  |
| Flat              | Flat              |
|                   |                   |
| <b>LP7S</b><br>1" | <b>LW7S</b><br>1" |
| 1"                | 1"                |

| Base Style | Table Description           | Model #                 | Product Wt |
|------------|-----------------------------|-------------------------|------------|
|            | 36 x 90 Fix                 | <b>EGT1 3690REFX</b>    | 131        |
|            | 36 x 90 Slim-Tilt           | <b>EGT1 3690REST</b>    | 136        |
|            | 36 x 90 Fix w/FixMod        | <b>EGT1 3690REFX XM</b> | 153        |
|            | 36 x 90 Fix w/RemMod        | <b>EGT1 3690REFX RM</b> | 135        |
|            | 36 x 90 Slim-Tilt w/RemMod  | <b>EGT1 3690REST RM</b> | 140        |
|            | 36 x 90 Slim-Tilt w/HangMod | <b>EGT1 3690REST HM</b> | 158        |
|            | 36 x 96 Fix                 | <b>EGT1 3696REFX</b>    | 138        |
|            | 36 x 96 Slim-Tilt           | <b>EGT1 3696REST</b>    | 144        |
|            | 36 x 96 Fix w/FixMod        | <b>EGT1 3696REFX XM</b> | 162        |
|            | 36 x 96 Fix w/RemMod        | <b>EGT1 3696REFX RM</b> | 143        |
|            | 36 x 96 Slim-Tilt w/RemMod  | <b>EGT1 3696REST RM</b> | 149        |
|            | 36 x 96 Slim-Tilt w/HangMod | <b>EGT1 3696REST HM</b> | 168        |

**Note:** Training tables are often used with lightweight computer accessories. For heavy duty applications, such as large scale computer equipment, multiple monitor mounts, etc., Versteel suggests adding a third leg or stretcher. The price of the 84", 90" and 96" models include a stretcher rail required for additional support. Contact Customer Service if you have specific application concerns or questions.

**To Order, Specify...**

- 1 Model Number
- 2 Top Material
- 3 Edge Style and Thickness
- 4 Edge Color
- 5 Base Color
- 6 Additional Options



**Finish Options**

|                             |        |
|-----------------------------|--------|
| Chrome .....                | \$ 649 |
| Nickel .....                | \$ 710 |
| Powder Coat, Standard ..... | n/c    |
| Powder Coat, Premium .....  | \$ 165 |
| Platinum .....              | \$ 488 |

**Top Options**

|                                   |     |        |
|-----------------------------------|-----|--------|
| Table Link (all four sides) ..... | TLK | \$ 251 |
| Table Link (36" ends only) .....  | TLE | \$ 135 |
| Special Laminate .....            | TSP | call   |
| Custom Cutout (per cutout) .....  | TCC | \$ 120 |

**Power + Data Options**

Please reference the Power + Data Price List

**Wire Management Options**


|  |     |        |
|--|-----|--------|
| 1 Oval Brush Grommet, Location A .....             | WOA | \$ 97  |
| 2 Oval Brush Grommets, Location E .....            | WOE | \$ 194 |
| 1 Oval Brush Grommet, Provide Location Print. .... | WOG | \$ 97  |
| 1 Round Grommet, Location A .....                  | WRA | \$ 76  |
| 2 Round Grommets, Location E .....                 | WRE | \$ 152 |
| 1 Round Grommet, Provide Location Print .....      | WRG | \$ 76  |



**Questions?**

800 876 2120

|   |                   |                   |
|---|-------------------|-------------------|
| top ><br>edge >   | Laminate<br>PVC   | Laminate<br>Wood  |
|   | Flat              | Flat              |
|   |                   |                   |
| edge ordering code (square corner) ><br>top thickness > | <b>LP7S</b><br>1" | <b>LW7S</b><br>1" |
|   |                   |                   |
| top thickness price >                                   | 1"                | 1"                |

| Base Style  | Table Description                   | Model #          | Product Wt | 1"   | 1"   |
|---|-------------------------------------|------------------|------------|------|------|
| <br>TC | 24 x 48 Fix                         | EGTC 2448REFX    | 55         | 1247 | 1697 |
|   | 24 x 48 Slim-Tilt                   | EGTC 2448REST    | 64         | 1767 | 2217 |
|   | 24 x 48 Fix w/FixMod                | EGTC 2448REFX XM | 68         | 1563 | 1602 |
|   | 24 x 48 Fix w/RemMod                | EGTC 2448REFX RM | 57         | 1584 | 1652 |
|   | 24 x 48 Slim-Tilt w/RemMod          | EGTC 2448REST RM | 66         | 2119 | 2170 |
|   | 24 x 48 Slim-Tilt w/HangMod         | EGTC 2448REST HM | 77         | 2119 | 2170 |
|   | 24 x 48 Fix w/FixLightweightFormMod | EGTC 2448REFX XL | 67         | 1584 | 1652 |
|   | 24 x 48 Fix w/RemLightweightFormMod | EGTC 2448REFX RL | 67         | 1584 | 1652 |
|   | 24 x 48 Fix w/FixFormMod            | EGTC 2448REFX XF | 77         | 1697 | 1754 |
|   | 24 x 60 Fix                         | EGTC 2460REFX    | 63         | 1332 | 1894 |
|   | 24 x 60 Slim-Tilt                   | EGTC 2460REST    | 75         | 1767 | 2217 |
|   | 24 x 60 Fix w/FixMod                | EGTC 2460REFX XM | 78         | 1759 | 1836 |
|   | 24 x 60 Fix w/RemMod                | EGTC 2460REFX RM | 66         | 1808 | 1886 |
|   | 24 x 60 Slim-Tilt w/RemMod          | EGTC 2460REST RM | 78         | 2325 | 2398 |
|   | 24 x 60 Slim-Tilt w/HangMod         | EGTC 2460REST HM | 90         | 2325 | 2398 |
|   | 24 x 60 Fix w/FixLightweightFormMod | EGTC 2460REFX XL | 78         | 1808 | 1886 |
|   | 24 x 60 Fix w/RemLightweightFormMod | EGTC 2460REFX RL | 78         | 1808 | 1886 |
|   | 24 x 60 Fix w/FixFormMod            | EGTC 2460REFX XF | 90         | 2082 | 2158 |
|   | 24 x 72 Fix                         | EGTC 2472REFX    | 70         | 1528 | 2134 |
|   | 24 x 72 Slim-Tilt                   | EGTC 2472REST    | 85         | 2041 | 2655 |
|   | 24 x 72 Fix w/FixMod                | EGTC 2472REFX XM | 87         | 2030 | 2095 |
|   | 24 x 72 Fix w/RemMod                | EGTC 2472REFX RM | 74         | 2076 | 2143 |
|   | 24 x 72 Slim-Tilt w/RemMod          | EGTC 2472REST RM | 89         | 2593 | 2662 |
|   | 24 x 72 Slim-Tilt w/HangMod         | EGTC 2472REST HM | 102        | 2593 | 2662 |
| 24 x 72 Fix w/FixLightweightFormMod   | EGTC 2472REFX XL                    | 88               | 2079       | 2145 |      |
| 24 x 72 Fix w/RemLightweightFormMod   | EGTC 2472REFX RL                    | 88               | 2079       | 2145 |      |
| 24 x 72 Fix w/FixFormMod  | EGTC 2472REFX XF                    | 102              | 2273       | 2340 |      |
| 24 x 84 Fix   | EGTC 2484REFX                       | 94               | 1611       | 2364 |      |
| 24 x 84 Slim-Tilt   | EGTC 2484REST                       | 97               | 2128       | 2882 |      |
| 24 x 84 Fix w/FixMod  | EGTC 2484REFX XM                    | 114              | 2280       | 2286 |      |
| 24 x 84 Fix w/RemMod  | EGTC 2484REFX RM                    | 98               | 2309       | 2320 |      |
| 24 x 84 Slim-Tilt w/RemMod  | EGTC 2484REST RM                    | 101              | 2843       | 4069 |      |
| 24 x 84 Slim-Tilt w/HangMod   | EGTC 2484REST HM                    | 117              | 2843       | 4069 |      |

**Note:** Training tables are often used with lightweight computer accessories. For heavy duty applications, such as large scale computer equipment, multiple monitor mounts, etc., Versteel suggests adding a third leg or stretcher. The price of the 84", 90" and 96" models include a stretcher rail required for additional support. Contact Customer Service if you have specific application concerns or questions.

**To Order, Specify...**

- 1 Model Number
- 2 Top Material
- 3 Edge Style and Thickness
- 4 Edge Color
- 5 Base Color
- 6 Additional Options



**Base Options**

**Code Price**

|                                 |       |        |
|---------------------------------|-------|--------|
| Casters (4), Dual Wheel Black   |       |        |
| Hard Wheel (to 72" length)..... | CAS55 | \$ 171 |
| Casters (4), Dual Wheel Black   |       |        |
| Soft Wheel (to 72" length)..... | CAS57 | \$ 171 |

**Finish Options**

|                             |  |        |
|-----------------------------|--|--------|
| Chrome .....                |  | \$ 649 |
| Nickel.....                 |  | \$ 710 |
| Powder Coat, Standard ..... |  | n/c    |
| Powder Coat, Premium.....   |  | \$ 165 |
| Platinum.....               |  | \$ 488 |

**Top Options**

|                                   |     |        |
|-----------------------------------|-----|--------|
| Table Link (all four sides) ..... | TLK | \$ 251 |
| Table Link (24" ends only) .....  | TLE | \$ 135 |
| Special Laminate.....             | TSP | call   |
| Custom Cutout (per cutout) .....  | TCC | \$ 120 |

**Power + Data Options**

Please reference the Power + Data Price List



**Wire Management Options**


|  |     |        |
|--|-----|--------|
| 1 Oval Brush Grommet, Location A .....             | WOA | \$ 97  |
| 2 Oval Brush Grommets, Location E .....            | WOE | \$ 194 |
| 1 Oval Brush Grommet, Provide Location Print. .... | WOG | \$ 97  |
| 1 Round Grommet, Location A .....                  | WRA | \$ 76  |
| 2 Round Grommets, Location E.....                  | WRE | \$ 152 |
| 1 Round Grommet, Provide Location Print .....      | WRG | \$ 76  |



**Questions?**

800 876 2120

|                                      |  |   |
|--------------------------------------|--|---|
| top >                                | Laminate<br>PVC  | Laminate<br>Wood  |
| edge >                               | Flat<br> | Flat<br> |
| edge ordering code (square corner) > | <b>LP7S</b>  | <b>LW7S</b>   |
| top thickness >                      | 1"   | 1"  |
| top thickness price >                | 1"   | 1"  |

| Base Style  | Table Description           | Model #                 | Product Wt | 1"   | 1"   |
|---|-----------------------------|-------------------------|------------|------|------|
| <br>TC | 24 x 90 Fix                 | <b>EGTC 2490REFX</b>    | 100        | 1742 | 2567 |
|   | 24 x 90 Slim-Tilt           | <b>EGTC 2490REST</b>    | 103        | 2269 | 3063 |
|   | 24 x 90 Fix w/FixMod        | <b>EGTC 2490REFX XM</b> | 122        | 2762 | 4335 |
|   | 24 x 90 Fix w/RemMod        | <b>EGTC 2490REFX RM</b> | 104        | 2880 | 3746 |
|   | 24 x 90 Slim-Tilt w/RemMod  | <b>EGTC 2490REST RM</b> | 107        | 3395 | 4260 |
|   | 24 x 90 Slim-Tilt w/HangMod | <b>EGTC 2490REST HM</b> | 125        | 3395 | 4260 |
|   | 24 x 96 Fix                 | <b>EGTC 2496REFX</b>    | 105        | 1862 | 2726 |
|   | 24 x 96 Slim-Tilt           | <b>EGTC 2496REST</b>    | 109        | 2378 | 3246 |
|   | 24 x 96 Fix w/FixMod        | <b>EGTC 2496REFX XM</b> | 129        | 2762 | 4335 |
|   | 24 x 96 Fix w/RemMod        | <b>EGTC 2496REFX RM</b> | 110        | 2880 | 3746 |
|   | 24 x 96 Slim-Tilt w/RemMod  | <b>EGTC 2496REST RM</b> | 114        | 3395 | 4260 |
|   | 24 x 96 Slim-Tilt w/HangMod | <b>EGTC 2496REST HM</b> | 133        | 3395 | 4260 |

**Note:** Training tables are often used with lightweight computer accessories. For heavy duty applications, such as large scale computer equipment, multiple monitor mounts, etc., Versteel suggests adding a third leg or stretcher. The price of the 84", 90" and 96" models include a stretcher rail required for additional support. Contact Customer Service if you have specific application concerns or questions.

**To Order, Specify...**

- 1 Model Number
- 2 Top Material
- 3 Edge Style and Thickness
- 4 Edge Color
- 5 Base Color
- 6 Additional Options



**Finish Options**

|                             |        |
|-----------------------------|--------|
| Chrome .....                | \$ 649 |
| Nickel .....                | \$ 710 |
| Powder Coat, Standard ..... | n/c    |
| Powder Coat, Premium .....  | \$ 165 |
| Platinum .....              | \$ 488 |

**Top Options**

|                                   |     |        |
|-----------------------------------|-----|--------|
| Table Link (all four sides) ..... | TLK | \$ 251 |
| Table Link (24" ends only) .....  | TLE | \$ 135 |
| Special Laminate .....            | TSP | call   |
| Custom Cutout (per cutout) .....  | TCC | \$ 120 |

**Power + Data Options**

Please reference the Power + Data Price List

**Wire Management Options**

|  |     |        |
|--|-----|--------|
| 1 Oval Brush Grommet, Location A .....             | WOA | \$ 97  |
| 2 Oval Brush Grommets, Location E .....            | WOE | \$ 194 |
| 1 Oval Brush Grommet, Provide Location Print. .... | WOG | \$ 97  |
| 1 Round Grommet, Location A .....                  | WRA | \$ 76  |
| 2 Round Grommets, Location E .....                 | WRE | \$ 152 |
| 1 Round Grommet, Provide Location Print .....      | WRG | \$ 76  |



**Questions?**

800 876 2120

|   |                   |                   |
|---|-------------------|-------------------|
| top ><br>edge >   | Laminate<br>PVC   | Laminate<br>Wood  |
|   | Flat              | Flat              |
|   |                   |                   |
| edge ordering code (square corner) ><br>top thickness > | <b>LP7S</b><br>1" | <b>LW7S</b><br>1" |
|   |                   |                   |
| top thickness price >                                   | 1"                | 1"                |

| Base Style   | Table Description                   | Model #          | Product Wt | 1"   | 1"   |
|--|-------------------------------------|------------------|------------|------|------|
| <p>TC</p> <p><b>Note:</b> Training tables are often used with lightweight computer accessories. For heavy duty applications, such as large scale computer equipment, multiple monitor mounts, etc., Versteel suggests adding a third leg or stretcher. The price of the 84", 90" and 96" models include a stretcher rail required for additional support. Contact Customer Service if you have specific application concerns or questions.</p> | 30 x 48 Fix                         | EGTC 3048REFX    | 63         | 1375 | 1846 |
|  | 30 x 48 Slim-Tilt                   | EGTC 3048REST    | 75         | 1895 | 2364 |
|  | 30 x 48 Fix w/FixMod                | EGTC 3048REFX XM | 76         | 1692 | 2364 |
|  | 30 x 48 Fix w/RemMod                | EGTC 3048REFX RM | 66         | 1721 | 2381 |
|  | 30 x 48 Slim-Tilt w/RemMod          | EGTC 3048REST RM | 78         | 2259 | 2936 |
|  | 30 x 48 Slim-Tilt w/HangMod         | EGTC 3048REST HM | 88         | 2259 | 2936 |
|  | 30 x 48 Fix w/FixLightweightFormMod | EGTC 3048REFX XL | 75         | 1721 | 2381 |
|  | 30 x 48 Fix w/RemLightweightFormMod | EGTC 3048REFX RL | 75         | 1721 | 2775 |
|  | 30 x 48 Fix w/FixFormMod            | EGTC 3048REFX XF | 85         | 1841 | 2345 |
|  | 30 x 60 Fix                         | EGTC 3060REFX    | 73         | 1460 | 2065 |
|  | 30 x 60 Slim-Tilt                   | EGTC 3060REST    | 87         | 1978 | 2581 |
|  | 30 x 60 Fix w/FixMod                | EGTC 3060REFX XM | 88         | 1890 | 2875 |
|  | 30 x 60 Fix w/RemMod                | EGTC 3060REFX RM | 76         | 1937 | 2920 |
|  | 30 x 60 Slim-Tilt w/RemMod          | EGTC 3060REST RM | 90         | 2455 | 3439 |
|  | 30 x 60 Slim-Tilt w/HangMod         | EGTC 3060REST HM | 102        | 2455 | 3439 |
|  | 30 x 60 Fix w/FixLightweightFormMod | EGTC 3060REFX XL | 88         | 1937 | 2919 |
|  | 30 x 60 Fix w/RemLightweightFormMod | EGTC 3060REFX RL | 88         | 1937 | 2919 |
|  | 30 x 60 Fix w/FixFormMod            | EGTC 3060REFX XF | 100        | 2209 | 2816 |
|  | 30 x 72 Fix                         | EGTC 3072REFX    | 83         | 1573 | 2283 |
|  | 30 x 72 Slim-Tilt                   | EGTC 3072REST    | 100        | 2092 | 2798 |
|  | 30 x 72 Fix w/FixMod                | EGTC 3072REFX XM | 100        | 2080 | 3497 |
|  | 30 x 72 Fix w/RemMod                | EGTC 3072REFX RM | 87         | 2128 | 3541 |
|  | 30 x 72 Slim-Tilt w/RemMod          | EGTC 3072REST RM | 104        | 2646 | 4058 |
|  | 30 x 72 Slim-Tilt w/HangMod         | EGTC 3072REST HM | 117        | 2646 | 4058 |
|  | 30 x 72 Fix w/FixLightweightFormMod | EGTC 3072REFX XL | 101        | 2129 | 3542 |
|  | 30 x 72 Fix w/RemLightweightFormMod | EGTC 3072REFX RL | 101        | 2129 | 3542 |
|  | 30 x 72 Fix w/FixFormMod            | EGTC 3072REFX XF | 115        | 2327 | 3035 |
|  | 30 x 84 Fix                         | EGTC 3084REFX    | 109        | 1687 | 2576 |
|  | 30 x 84 Slim-Tilt                   | EGTC 3084REST    | 114        | 2202 | 3092 |
|  | 30 x 84 Fix w/FixMod                | EGTC 3084REFX XM | 129        | 2368 | 3765 |
|  | 30 x 84 Fix w/RemMod                | EGTC 3084REFX RM | 113        | 2401 | 3788 |
|  | 30 x 84 Slim-Tilt w/RemMod          | EGTC 3084REST RM | 118        | 2842 | 4654 |
|  | 30 x 84 Slim-Tilt w/HangMod         | EGTC 3084REST HM | 134        | 2842 | 4654 |

**To Order, Specify...**

- 1 Model Number
- 2 Top Material
- 3 Edge Style and Thickness
- 4 Edge Color
- 5 Base Color
- 6 Additional Options





**Base Options**

**Code Price**

|                                 |       |        |
|---------------------------------|-------|--------|
| Casters (4), Dual Wheel Black   |       |        |
| Hard Wheel (to 72" length)..... | CAS55 | \$ 171 |
| Casters (4), Dual Wheel Black   |       |        |
| Soft Wheel (to 72" length)..... | CAS57 | \$ 171 |

**Finish Options**

|                             |  |        |
|-----------------------------|--|--------|
| Chrome .....                |  | \$ 649 |
| Nickel.....                 |  | \$ 710 |
| Powder Coat, Standard ..... |  | n/c    |
| Powder Coat, Premium.....   |  | \$ 165 |
| Platinum.....               |  | \$ 488 |

**Top Options**

|                                   |     |        |
|-----------------------------------|-----|--------|
| Table Link (all four sides) ..... | TLK | \$ 251 |
| Table Link (30" ends only) .....  | TLE | \$ 135 |
| Special Laminate.....             | TSP | call   |
| Custom Cutout (per cutout) .....  | TCC | \$ 120 |

**Power + Data Options**

Please reference the Power + Data Price List

**Wire Management Options**

|  |     |        |
|--|-----|--------|
| 1 Oval Brush Grommet, Location A .....             | WOA | \$ 97  |
| 2 Oval Brush Grommets, Location E .....            | WOE | \$ 194 |
| 1 Oval Brush Grommet, Provide Location Print. .... | WOG | \$ 97  |
| 1 Round Grommet, Location A .....                  | WRA | \$ 76  |
| 2 Round Grommets, Location E.....                  | WRE | \$ 152 |
| 1 Round Grommet, Provide Location Print .....      | WRG | \$ 76  |



**Questions?**

800 876 2120

|   |                   |                   |
|---|-------------------|-------------------|
| top ><br>edge >   | Laminate<br>PVC   | Laminate<br>Wood  |
|   | Flat              | Flat              |
|   |                   |                   |
| edge ordering code (square corner) ><br>top thickness > | <b>LP7S</b><br>1" | <b>LW7S</b><br>1" |
|   |                   |                   |
| top thickness price >                                   | 1"                | 1"                |

| Base Style | Table Description           | Model #                 | Product Wt | 1"   | 1"   |
|------------|-----------------------------|-------------------------|------------|------|------|
| <p>TC</p>  | 30 x 90 Fix                 | <b>EGTC 3090REFX</b>    | 116        | 1800 | 2780 |
|            | 30 x 90 Slim-Tilt           | <b>EGTC 3090REST</b>    | 121        | 2309 | 3238 |
|            | 30 x 90 Fix w/FixMod        | <b>EGTC 3090REFX XM</b> | 138        | 2776 | 4618 |
|            | 30 x 90 Fix w/RemMod        | <b>EGTC 3090REFX RM</b> | 120        | 2819 | 4662 |
|            | 30 x 90 Slim-Tilt w/RemMod  | <b>EGTC 3090REST RM</b> | 125        | 3336 | 5178 |
|            | 30 x 90 Slim-Tilt w/HangMod | <b>EGTC 3090REST HM</b> | 143        | 3336 | 5178 |
|            | 30 x 96 Fix                 | <b>EGTC 3096REFX</b>    | 122        | 1894 | 2953 |
|            | 30 x 96 Slim-Tilt           | <b>EGTC 3096REST</b>    | 128        | 2412 | 3472 |
|            | 30 x 96 Fix w/FixMod        | <b>EGTC 3096REFX XM</b> | 146        | 2776 | 4618 |
|            | 30 x 96 Fix w/RemMod        | <b>EGTC 3096REFX RM</b> | 127        | 2819 | 4662 |
|            | 30 x 96 Slim-Tilt w/RemMod  | <b>EGTC 3096REST RM</b> | 133        | 3336 | 5178 |
|            | 30 x 96 Slim-Tilt w/HangMod | <b>EGTC 3096REST HM</b> | 152        | 3336 | 5178 |

**Note:** Training tables are often used with lightweight computer accessories. For heavy duty applications, such as large scale computer equipment, multiple monitor mounts, etc., Versteel suggests adding a third leg or stretcher. The price of the 84", 90" and 96" models include a stretcher rail required for additional support. Contact Customer Service if you have specific application concerns or questions.

**To Order, Specify...**

- 1 Model Number
- 2 Top Material
- 3 Edge Style and Thickness
- 4 Edge Color
- 5 Base Color
- 6 Additional Options



**Finish Options**

|                             |        |
|-----------------------------|--------|
| Chrome .....                | \$ 649 |
| Nickel .....                | \$ 710 |
| Powder Coat, Standard ..... | n/c    |
| Powder Coat, Premium .....  | \$ 165 |
| Platinum .....              | \$ 488 |

**Top Options**

|                                   |     |        |
|-----------------------------------|-----|--------|
| Table Link (all four sides) ..... | TLK | \$ 251 |
| Table Link (30" ends only) .....  | TLE | \$ 135 |
| Special Laminate .....            | TSP | call   |
| Custom Cutout (per cutout) .....  | TCC | \$ 120 |

**Power + Data Options**

Please reference the Power + Data Price List

**Wire Management Options**

|  |     |        |
|--|-----|--------|
| 1 Oval Brush Grommet, Location A .....             | WOA | \$ 97  |
| 2 Oval Brush Grommets, Location E .....            | WOE | \$ 194 |
| 1 Oval Brush Grommet, Provide Location Print. .... | WOG | \$ 97  |
| 1 Round Grommet, Location A .....                  | WRA | \$ 76  |
| 2 Round Grommets, Location E .....                 | WRE | \$ 152 |
| 1 Round Grommet, Provide Location Print .....      | WRG | \$ 76  |

**Tops**

Performance Training tables are available with rectangle shape tops ranging from 18" to 30" wide and 48" to 96" in length. The 1¼" laminate tops can be specified with several edge details.

**Bases**

Fixed, folding and tilt regular and cantilever T bases are all standard with nylon adjustable glides. Bases are inset from the edge of the table to allow for additional leg room.

**Modesty Panels**

Performance training tables are standard with modesty panels. Refer to the Modesty Panel Construction Specifications page and the individual pricing pages for additional information.

**Power + Data**

To complete your specification, power and data, along with wire management options, can be added to your table. Refer to the Power + Data Price List.

**NOTE** EXCLUSIONS REGARDING EDGE THICKNESS, BASE FUNCTIONS AND HEIGHT MAY APPLY, REFER TO INDIVIDUAL PRICING PAGES FOR COMPLETE PRODUCT OFFERING

**Quickship Program**

Available for select products in the Performance series. Tables must be specified with a laminate top, either a PVC edge or a flat wood edge and powder coat base finish.

The Versteel Quickship Program consists of up to 50 tables, 25 tables with modesty panels or 100 chairs in 10 working days from time of order (received by 12pm EST). Orders must be accompanied by final material and finish specifications for order entry. They must be clearly marked "Quickship" and consist of products from the program. Quickship orders cannot be changed or cancelled, and credit approval must be acquired within 24 hours.

For additional information see [Versteel.com](http://Versteel.com).

**Laminate Standard Core Construction**

The standard top construction consists of 45-50 lb particleboard, surfaced with a high pressure laminate face. A backer sheet is laminated to the underside of the top. Tops are shipped pre-drilled for field installation of bases and accessories.

**PVC Flat or Fluted Edge**



Edge of 2mm PVC hot melt banded to the top with 1/8" radius at the top and bottom. Available with 1 1/2" radius corners or square corners.



Offered in twenty-one (21) standard colors.

**Wood Flat or Fluted Edge**



Wood banding hot melt banded to the top with 1/8" radius at the top and bottom. Available with 1 1/2" radius corners or square corners.



Offered in Ash, Cherry, Maple or Walnut materials.

**Bumper Edge**



Exposed ply core banding with rubberized 5/8" width bumper in the center of profile. Corners with 1 1/2" radius are available on tables with 1 1/4" edge thickness.

Offered in black bumper standard color.

**Reverse Bevel Acrylic**



Edge of 2mm acrylic edge banding hot melt banded to MDF core. A reverse bevel is then cut into the edge exposing the MDF on the reverse bevel. The MDF is then clear coated.

**Urethane/PVC Ergo Edge (User Side)**



Edge of 1 3/4" wide molded urethane designed with a sloped ergonomic edge on one side and a 2mm PVC flat edge on the remaining sides. PVC corners are available in square or radius on 7/8" and 1 1/4" edge thicknesses.

Urethane offered in ten (10) colors with coordinating PVC colors.

**Shipping Schedule**

**Standard Items**

|                                      |                 |
|--------------------------------------|-----------------|
| Laminate, PVC Edge                   | 3-5 WEEKS       |
| Laminate, Wood Edge                  | 3-5 WEEKS       |
| Laminate, Bumper Edge                | 3-5 WEEKS       |
| Laminate, Reverse Bevel Acrylic Edge | 3-5 WEEKS       |
| Laminate, Urethane Edge              | 3-5 WEEKS       |
| Quickship Products                   | 10 WORKING DAYS |

Contact Versteel Customer Service for special lead time requests.

**BIFMA**

All Versteel products are constructed to pass the relevant ANSI/BIFMA standards. For more detailed specifications by series and base style, contact Versteel Customer Service at 800.876.2120.

Additional information regarding warranty, terms and conditions, shipping, care and maintenance, etc. can be found in the All Tables price list.

**Laminate Modesty, General Core Construction**

The modesty panel is constructed of  $\frac{3}{8}$ " thick, 45-50 lb. medium density particle board surfaced with high pressure laminate face on both sides. See individual styles below for panel heights per series. Modesty panel extends the length of the top and is located along the front edge of the table for maximum leg and knee clearance.

**Fixed Modesty (FixMod XM)**

The Fixed Modesty panel is mounted to the top with screws through steel brackets and must be field installed into pre-drilled positions in the top. Panel is 10" high with the following exceptions: Eliga (E1 bases) 7", Paces and Vela 8". All mounting hardware is packed with the modesty panel. Finish details match the top unless specified differently.

**Removable Modesty (RemMod RM)**

The Removable Modesty panel slides into heavy duty steel brackets that are mounted to the top. Simply tighten the handwheels to keep the modesty panel in position or loosen to remove the panel. For storage, the modesty attachment pins can be rotated 90° to prevent marring of the top surfaces. Panel is 10" high with the following exceptions: Eliga (E1 bases) 7", Paces and Vela 8". Finish details match the top unless specified differently.

**Folding Modesty (FoldMod FM)**

The Folding Modesty panel is mounted to the top with heavy duty hinge assemblies. A sliding brace supports the modesty panel in the set-up position and also holds the modesty panel in place in the stored position. Panel is 10" high with the following exception: Vela 8". Finish details match the top unless specified differently.

**Hanging Modesty (HangMod HM)**

The hanging modesty is mounted to the top with a metal hinge that is factory installed. This mechanism pivots if the table is tilted to allow for a 90 degree slim-tilt. All hanging modesty panels are 8" high. Finish details match the top unless specified differently.

**Form Metal Modesty, General Construction**

The modesty panel is constructed with an aluminum extruded back panel and a perforated hinged steel door. There are three (3) separate unobstructed channels that allow the routing of power and data cables, with a wire exit on the back for the top and middle channel. The Form Modesty panel is 10" high and extends the length of the top. The Form Modesty panel is located along the front edge of the table for maximum leg and knee clearance. Accessory end cap trim kit available.

**NOTE** RADIUS CORNERS ARE NOT RECOMMENDED ON THE TABLE TOP WHEN A FORM MODESTY IS SPECIFIED

**Fixed Form Modesty (FixFormMod XF or XFS)**

The Fixed Form Modesty panel is mounted to the top with screws through steel brackets. The fixed modesty panel must be field installed into pre-drilled positions in the top. All mounting hardware is packed with the modesty panel. Extruded back panel is black with powder coat options for the perforated steel door. Powder coat finish on perforated door matches the base finish unless specified differently. Transparent powder coat finishes are not available. The panel will be radius with round holes when the XF model is specified and square with square holes when the XFS model is specified.

**NOTE** RADIUS CORNERS ARE NOT RECOMMENDED ON THE TABLE TOP WHEN A FORM MODESTY IS SPECIFIED

**Folding Form Modesty (FoldFormMod FF)**

The Folding Form Modesty panel is mounted to the top with heavy duty steel hinge assemblies. A sliding brace supports the modesty panel in the set-up position and also holds the modesty panel in place in the stored position. Extruded back panel is black with powder coat options for the perforated steel door. Powder coat finish on perforated door matches the base finish unless specified differently. Transparent powder coat finishes are not available. The panel will be radius with round holes when the XF model is specified and square with square holes when the XFS model is specified.

**NOTE** RADIUS CORNERS ARE NOT RECOMMENDED ON THE TABLE TOP WHEN A FORM MODESTY IS SPECIFIED



**Fixed Lightweight Form Modesty  
(FixLightweightFormMod XL or XLS)**

The Fixed Lightweight Form Modesty panel is a lightweight version of the Versteel Form Modesty. It is a formed steel perforated panel that is mounted to the top with screws through steel brackets. It must be field installed into pre-drilled positions in the top. A deep channel in the back of the panel allows for the routing of power and data cables inside of the modesty. Mounting hardware is packed with the modesty panel. Powder coat finish on the perforated panel matches the base finish unless specified differently. Transparent powder coat finishes are not available. The panel will be radius with round holes when the XF model is specified and square with square holes when the XFS model is specified.

**NOTE** RADIUS CORNERS ARE NOT RECOMMENDED ON THE TABLE TOP WHEN A FORM MODESTY IS SPECIFIED

**Removable Lightweight Form Modesty  
(RemLightweightFormMod RL or RLS)**

The Removable Lightweight Form Modesty panel slides into heavy duty steel brackets that are mounted to the top. Simply tighten the handwheels to secure the modesty in position or loosen them to remove the panel. Powder coat finish on the perforated panel matches the base finish unless specified differently. Transparent powder coat finishes are not available. The panel will be radius with round holes when the XF model is specified and square with square holes when the XFS model is specified.

**NOTE** RADIUS CORNERS ARE NOT RECOMMENDED ON THE TABLE TOP WHEN A FORM MODESTY IS SPECIFIED



## Training Tables

Performance  
How To Order

VERSTEEL

### To Order, Specify...

- 1 Model Number, include top and edge style
- 2 Top Material
  - a. Laminate manufacturer and color
  - b. Veneer species and finish color
- 3 Edge Color
- 4 Base Color
- 5 Additional Options

base model

finish selections

options

|           |            |             |           |                |                  |                    |   |  |   |             |   |             |   |              |   |             |
|-----------|------------|-------------|-----------|----------------|------------------|--------------------|---|--|---|-------------|---|-------------|---|--------------|---|-------------|
| <b>PT</b> | <b>T1</b>  | <b>2460</b> | <b>RE</b> | <b>TL</b>      | <b>HM</b>        | <b>LP2S</b>        | / | <b>TF 6362-58</b>                        | / | <b>CSTM</b> | / | <b>PSTM</b> | / | <b>CAS55</b> | / | <b>BST</b>  |
| series    | base style | top size    | top shape | table function | modesty function | top, edge & corner |   | top laminate manufacture & laminate code |   | edge color  |   | base color  |   | base option  |   | base option |

A **PTT12460REFXHM LP2S** is a Performance series 24" x 60" rectangle training table with tilt T1 bases, a hanging modesty and a laminate 1 1/8" thick top with a PVC edge and square corners.

The codes **TF 6362-58 / CSTM / PSTM** specify a Formica Concrete Formwood laminate, Storm PVC edge and Storm bases.

**CAS55 / BST** adds dual wheel black hard wheel casters and Slim-Tilt.

Model Number **PTT12460RETLHM**



### Orders may be sent via

#### Mailing Address

Versteel  
2332 Cathy Lane  
Jasper IN 47546

### Contact Versteel

Email [contact@versteel.com](mailto:contact@versteel.com)  
Phone 800 876 2120  
812 634 2120  
Fax 812 482 9318



**Laminate**

Versteel's standard offering of laminates includes over 900 laminates from Formica, Nevamar, Pionite and Wilsonart.

Laminate manufacturers change standard offerings frequently, making it possible a standard product can become unavailable. Versteel cannot be responsible for any inconvenience this may cause.

**PVC Edge Colors**

|                                |                                |
|--------------------------------|--------------------------------|
| Absolute Acajou . . . . .CABA  | Pearl . . . . .CPEA            |
| Alloy . . . . .CALY            | Platinum . . . . .CPLA         |
| Carbon . . . . .CCAR           | Pralines & Cream . . . . .CPRC |
| Champagne . . . . .CCHA        | Shadow . . . . .CSHA           |
| Coconut . . . . .CCOC          | Snow . . . . .CSNO             |
| Ebony . . . . .CEBO            | Stone . . . . .CSTO            |
| Florence Walnut . . . . .CFLW  | Storm . . . . .CSTM            |
| Fossil . . . . .CFOS           | Whisper . . . . .CWHI          |
| Graphite . . . . .CGRA         | White Linen . . . . .CWHL      |
| Grey . . . . .CGRE             |                                |
| Kensington Maple . . . . .CKEM |                                |
| Nimbus . . . . .CNIM           |                                |

**Wood Edge Species**

|                     |                     |
|---------------------|---------------------|
| Ash . . . . .A01    | Maple . . . . .M01  |
| Cherry . . . . .C01 | Walnut . . . . .W01 |

**Wood Edge Finishes**

**Ash**

|                        |                       |
|------------------------|-----------------------|
| Beach . . . . .WBEA    | Fog . . . . .WFOG     |
| Chestnut . . . . .WCHE | Pebble . . . . .WPEB  |
| Drift . . . . .WDRI    | Whisper . . . . .WWHI |
| Fawn . . . . .WFAW     |                       |

**Cherry**

|                               |                               |
|-------------------------------|-------------------------------|
| Blossom Cherry . . . . .WBLC  | Java Cherry . . . . .WJAC     |
| Cordovan Cherry . . . . .WCNC | Millwork Cherry . . . . .WMWC |
| Golden Cherry . . . . .WGNC   |                               |

**Maple**

|                             |                           |
|-----------------------------|---------------------------|
| Caramel Maple . . . . .WCMM | Sugar Maple . . . . .WSUM |
| Solar Maple . . . . .WSLM   |                           |

**Walnut**

|                               |                              |
|-------------------------------|------------------------------|
| Brighton Walnut . . . . .WBRW | Natural Walnut . . . . .WNAW |
| Espresso Walnut . . . . .WESW |                              |

**Urethane Edge Colors**

|                        |                           |
|------------------------|---------------------------|
| Alloy . . . . .UALY    | Pearl . . . . .JUPEA      |
| Ebony . . . . .UEBO    | Stone . . . . .USTO       |
| Fossil . . . . .UFOS   | Storm . . . . .USTM       |
| Graphite . . . . .UGRA | Whisper . . . . .UWHI     |
| Nimbus . . . . .UNIM   | White Linen . . . . .UWHL |

## Training Tables

Performance  
Materials + Finishes

VERSTEEL

### Studio Steel®

Versteel's "urban fabrication" process leaves the telltale signs of welding and assembly on the surface, highlighting a manufacturing aesthetic. Choosing a clear or transparent powder coat is recommended, allowing tonal striations (created as a result of extreme heat), natural textures, and the inherent qualities of raw steel to show through.

Studio Steel Process . . . . . \$165

### Powder Coat Finishes

All powder coat finishes in the Versteel offering have been formulated with the use of epoxy, polyester or epoxy and polyester blends to maximize the finish durability.

### Powder Coat Finish Options

Powder Coat – Standard . . . . . n/c  
Powder Coat – Premium (Hope) . . . . . \$165  
Powder Coat – Premium (Platinum) . . . . . \$488

### Powder Coat Colors

|                          |       |                                   |       |
|--------------------------|-------|-----------------------------------|-------|
| Alloy . . . . .          | .PALY | Mint . . . . .                    | .PMNT |
| Amethyst . . . . .       | .PAME | Navy . . . . .                    | .PNAV |
| Anthracite . . . . .     | .PANT | Nimbus . . . . .                  | .PNIM |
| Black Anodized . . . . . | .PBLA | Nutmeg . . . . .                  | .PNUT |
| Bronze . . . . .         | .PBRO | ◆ Pacific . . . . .               | .PPAC |
| Calypso . . . . .        | .PCAL | Pearl . . . . .                   | .PPEA |
| Carbon . . . . .         | .PCAR | Pebble . . . . .                  | .PPEB |
| Champagne . . . . .      | .PCHA | Ⓟ Platinum . . . . .              | .PPLA |
| Coconut . . . . .        | .PCOC | Poppy . . . . .                   | .PPOP |
| ◆ Copper . . . . .       | .PCOP | ◆ Raven . . . . .                 | .PRAV |
| Crimson . . . . .        | .PCRI | Royal . . . . .                   | .PROY |
| ◆ Crystal . . . . .      | .PCRY | Seaside . . . . .                 | .PSEA |
| Daffodil . . . . .       | .PDAF | Shipyards . . . . .               | .PSHI |
| Ebony . . . . .          | .PEBO | Silver . . . . .                  | .PSIL |
| Forest . . . . .         | .PFOR | Snow . . . . .                    | .PSNO |
| Fossil . . . . .         | .PFOS | Stone . . . . .                   | .PSTO |
| ◆ Garnet . . . . .       | .PGAR | Storm . . . . .                   | .PSTM |
| ◆ Gold . . . . .         | .PGOL | Terra Cotta . . . . .             | .PTEC |
| Graphite . . . . .       | .PGRA | Whisper . . . . .                 | .PWHI |
| Ⓟ Hope . . . . .         | .PHOP | White Linen . . . . .             | .PWHL |
| Kelly Green . . . . .    | .PKEG | Powder Coat Alternative . . . . . | .OPA  |
| ◆ Matte . . . . .        | .PMAT |                                   |       |
| Mica . . . . .           | .PMIC |                                   |       |

### Transparent Powder Coats (indicated by ◆)

Please note that the transparent characteristics of these powders allow all natural welds and textures inherent to raw steel to be visible. Not available for application on flat sheet metal surfaces found on Brattice disc bases or Form Modesty panels.

### Premium Powder Coats (indicated by Ⓟ)

Versteel's premium process uses specially formulated powder coats for a truly unique color palette.

### Chrome

Versteel applies a deep luster chrome plated finish. Chrome is the most durable finish available. Specify Chrome and add \$165 list per table.

Chrome . . . . . ECHR

**NOTE** DISC BASES ARE NOT AVAILABLE IN CHROME

### Nickel

Versteel applies a nickel plated finish with a clear coat applied for durability. Specify Nickel and add \$223 list per table.

Nickel . . . . . ENKL

**NOTE** DISC BASES ARE NOT AVAILABLE IN NICKEL

### Finish Reference & Samples

For finish color reference, please refer to our website. Contact Versteel Customer Service to receive actual color samples for color matches and final color approval.

**Special Laminate**

**Call for quotation**

Specify code **TSP** (*Special Laminate*), indicate the quoted charges per table

Special laminates and patterns can be specified as an option. To specify, contact Versteel Customer Service for availability and pricing.

**NOTE** LAMINATES IN STANDARD COLORS AND TEXTURES FROM FORMICA, NEVAMAR, PIONITE AND WILSONART ARE STANDARD

**CAUTION** LAMINATE MANUFACTURERS CHANGE STANDARD OFFERINGS FREQUENTLY, MAKING IT POSSIBLE A STANDARD PRODUCT CAN BECOME UNAVAILABLE. VERSTEEL CANNOT BE RESPONSIBLE FOR ANY INCONVENIENCE THIS MAY CAUSE.

**Custom PVC Color Match**

**Call for quotation / one time charge per color, per order**

Specify code **OCF** (*Custom PVC Color Match*), add cost from Versteel quotation

PVC Color Match can be the selection of a color that is available from a Versteel supplier or a new custom color developed for the order. Minimum footage requirements mean that the amount of material needed for your order will effect the cost.

For PVC Color Matching you must supply a color reference sample. Versteel will review the sample for possible existing colors available and send a sample for customer approval. If no color match exists, a custom match will be developed and sampled for customer approval before a production schedule is established.

**Custom Urethane Edge**

**Call for quotation / one time charge per color, per order**

Specify code **OCU** (*Custom Urethane Color Match*), add cost from Versteel quotation

For Urethane Color Matching you must supply a color reference sample. A custom match will be developed and sampled for customer approval before a production schedule is established.

**Powder Coat Alternative**

**Call for quotation**

Specify code **OPA** (*Powder Coat Alternative*), add cost from Versteel quotation

Powder Coat Alternative is available from Versteel. The entire RAL color reference along with hundreds of other color and finishes are available.

For Powder Coat Alternative matching, you must supply a color reference sample, or an RAL number. Versteel will review the sample for possible existing colors available and send a sample for customer approval. If no color match exists a custom match can be developed. Call Versteel Customer Service for associated upcharges on custom color development.

**Stain Finish Match**

\$996 / one time charge per finish, per order

Specify code **OSM** (*Stain Finish Match*), add \$996.00 list per finish, per order

Alternative Stain Finishes are available for veneer and wood edged tops.

For Stain Finish Matching you must supply two 4" x 4" finish color and grain reference samples. An expertly finish matched sample will be provided for customer approval.

**NOTE** CUSTOMS OR ALTERNATIVES MAY AFFECT STANDARD PRODUCTION SCHEDULES

## Training Tables

Performance  
Base Options

VERSTEEL

### Adjustable Height - Pin

**\$221 / table**

Specify code **BAP** (Adjustable Height - Pin), add \$221.00 list per table

Pin Adjustable height bases adjust from 27" to 32" table height in 1" increments by depressing the spring loaded pins in each column. Available on Performance T1 and TC fixed or tilt bases.



### Adjustable Height - Pneumatic T1 or TC Bases

**\$1228 / table**

Specify code **BAT** (Adjustable Height - Pneumatic T1 or TC), add \$1228.00 list per table

Pneumatic adjustable height bases cover the most common ergonomic table heights of 26 3/4", 29" and 32" with a simple turn of a handwheel. Pneumatic height bases are designed for field serviceability, if ever needed. Available on T1 or TC fixed or tilt bases.



#### ADJUSTABILITY WITH THREE PRESET TABLE HEIGHT STOPS

|                   |         |
|-------------------|---------|
| TYPING HEIGHT     | 26 3/4" |
| STANDARD HEIGHT   | 29"     |
| WHEELCHAIR HEIGHT | 32"     |

**NOTE** FOR OTHER TABLE HEIGHT REQUIREMENTS CONTACT VERSTEEL CUSTOMER SERVICE FOR STRUCTURAL DETAILS, PRICING AND AVAILABILITY

### Alternate Table Height 32" and Under

**\$100 / table**

Specify code **BAH** (Alternate Height 32" and under), indicate desired table height (32" or less), add \$100.00 list per table

Suggested typing height table is 26 3/4"  
Suggested wheelchair height table is 32"  
Suggested stand up height table is 42"

**NOTE** FOR OTHER TABLE HEIGHT REQUIREMENTS CONTACT VERSTEEL CUSTOMER SERVICE FOR STRUCTURAL DETAILS, PRICING AND AVAILABILITY

### Casters - Dual Hard Wheel

**\$171 / table**

Specify code **CAS55** (Casters - Dual Hard Wheel), add \$171.00 list per table

Dual Hard Wheel, black, 2" diameter, standard locking casters are available for most base styles. Each is fitted into a reinforced caster receiver and must be specified at time of order. Caster option does not change the overall height of the table. See individual product pages for availability and ordering code.



### Mix - Dual Hard Wheel Casters & Glides

**\$163 / table**

Specify code **BMD** (Mix - Dual Hard Wheel Casters & Glides), add \$163.00 list per table

Tables can be specified with dual hard wheel, black, 2" diameter, standard locking casters on half of the table, with glides on the other half. Each caster is fitted into a reinforced receiver and must be specified at time of order. Mix option does not change the overall height of the table.

### Casters - Dual Soft Wheel

**\$171 / table**

Specify code **CAS57** (Casters - Dual Soft Wheel), add \$171.00 list per table

Dual Soft Wheel, black, 2" diameter, standard locking casters are available for most base styles. Each is fitted into a reinforced caster receiver and must be specified at time of order. Caster option does not change the overall height of the table. See individual product pages for availability and ordering code.



### Self-Leveling Glides

**\$49 / table**

Specify code **GLD04** (Self-Leveling Glides), add \$49.00 list per table

Self-Leveling Glides replace standard glides. This option allows the table to automatically compensate up to 1/2" for floors that are not level. Self-leveling glides increase overall table height by 3/4". See individual product pages for availability.



### Bullet End Caps

**\$129 / table**

Specify code **BBE** (Bullet End Caps), add \$129.00 list per table

Bullet End Caps are welded in place of the standard welded rail blunt ends.



### Table Floor Mount

**\$57 / table**

Specify code **AFB** (Table Floor Mount Bracket Set), add \$57.00 list per table

Bracket to slip over the standard table glide and fasten to the floor with fasteners supplied by the installer. Set of four (4) brackets will securely mount the table to the floor to prevent movement.



**NOTE** NOT AVAILABLE ON BASES WITH CASTERS OR SELF-LEVELING GLIDES

**Assembled Folding Table****\$77 / table**

Specify code **BAF** (*Assembled Folding Table*), add \$77.00 list per table

Folding bases can be attached to tops at the factory

**NOTE** RECTANGLE TABLES WITH FOLDING BASE AND FOLDING MODESTY PANELS ARE SHIPPED ASSEMBLED WITHOUT ADDITIONAL CHARGE

**Stretcher Rail****\$243 / table**

Specify code **BTS** (*Stretcher Rail*), required finish selection\_, add \$243.00 list per table

Available for T1 and TC style, fixed and tilt bases to increase table rigidity. Necessary tools are provided to install the stretcher



**NOTE** A STRETCHER IS NOT A RETROFIT ITEM, IT MUST BE SPECIFIED AT TIME OF ORDER

**Top Custom Cutout****\$120 / cutout**

Specify code **TCC** (Top Custom Cutout), add \$120.00 list per cutout

Top Custom Cutout requires a drawing for production and is subject to approvals.

**Table Link****\$251 / table**

Specify code **TLK** (Table Link), add \$251.00 list per table

Table Link is for linking Versteel table configurations in typical room situations.

Table link will prevent the accidental disconnection of power supply to adjacent tables. Available on tables with PVC, 3mm Wood, Wood Square, Wood Fluted and Ergo user side edge details.



Closed end link brackets are provided for tops without bases or tables with a base that does not allow the table to stand alone.

**Table Link - Ends Only****\$135 / table**

Specify code **TLE** (Table Link - Ends Only), add \$135.00 list per table

Table Link is for linking Versteel table configurations in typical room situations.

Specify Table Link - Ends Only when your configuration requires linking on the table ends only. Available on tables with PVC, 3mm Wood, Wood Square, Wood Fluted and Ergo user side edge details. Table Link - Ends Only is included with electrical package options. This will prevent the accidental disconnection of power supply to adjacent tables.

**Laptop Locker****\$1375 / locker**

\*Fixed tables only (not available on tilt, slim-tilt or folding tables)

Specify code **TLA1** (One Laptop Locker) or code **TLA2** (Two Laptop Lockers) add \$1375.00 list per Laptop Locker.

Indicate Manual Locking Keyed Individually **TMKI**, Manual Locking Keyed Alike **TMKA** or Electronic Locking **TLEL**. Add \$359.00 list per Laptop Locker when Electronic Locking is specified AND **TLP** (Laptop Locker power unit) which is required for the electronic locking option, add \$557.00 list (Power unit sequences up to 10 lockers, includes 1 key).

The minimum table width available with Laptop Locker is 24".



The minimum table length available with Laptop Locker is 36". The maximum table length available is 96".

2 Laptop Lockers can be installed starting at a table length of 60" or greater (table subject to additional base and/or support base when more than one unit is installed in top greater than or equal to 72").

All lockers to have urethane edge on locker door and top opening. Specify Urethane color when ordering a laptop locker.

**Urethane Colors**

|                    |       |                       |        |
|--------------------|-------|-----------------------|--------|
| Alloy . . . . .    | .UALY | Pearl . . . . .       | .JUPEA |
| Ebony . . . . .    | .UEBO | Stone . . . . .       | .USTO  |
| Fossil . . . . .   | .UFOS | Storm . . . . .       | .USTM  |
| Graphite . . . . . | .UGRA | Whisper . . . . .     | .UWHI  |
| Nimbus . . . . .   | .UNIM | White Linen . . . . . | .UWHL  |

**NOTE** LAPTOP LOCKER IS NOT AVAILABLE ON VENEER TOP SURFACES, WOODGRAIN OR DIRECTIONAL PATTERN LAMINATES OR TABLE WITH LIGHTWEIGHT LAMINATE CORE.

For additional questions contact Versteel Customer Service at 800.876.2120.

**Table Transport**

**\$1855 / each**

Specify code **ATT3054** (Table Transport), add \$1855.00 list each

The transport saves time and labor. Its 31" width can move tables of any length through doorways with ease.



**SPECIFICATIONS**

- Weight: 61 lbs.
- 31" x 54" overall footprint
- Black powder coat finish
- Two (2) swivel and two (2) non-swivel casters
- 5" casters are non-marking wheel material

**TRANSPORT CAPACITY**

|                                     |                             |
|-------------------------------------|-----------------------------|
| FOLDED TABLES WITHOUT MODESTY PANEL | 6 ON EDGE<br>8 STACKED FLAT |
| FOLDED TABLES WITH MODESTY          | 5 STACKED FLAT              |
| OVERLAPPING FOLDED TABLES           | 4 ON EDGE                   |

**NOTE** MAXIMUM LOAD WEIGHT: 1,000 LBS

**NOTE** TABLES GREATER THAN 27" IN WIDTH DO NOT STACK HORIZONTALLY ON THE TRANSPORT



**Questions?**

800 876 2120

**Overlapping Folding Bases**  
**Quickship Program Product**  
 For Quickship specification details,  
 visit [www.versteel.com/quickship](http://www.versteel.com/quickship)

top >  
edge >

edge ordering code (radius corner) >  
or  
edge ordering code (square corner) >  
top thickness >

| Laminate PVC   | Laminate Wood  | Laminate Soft PVC   | Laminate Urethane/PVC   |
|--|--|---|---|
| Flat<br><br><b>LP2R</b><br>or<br><b>LP2S</b><br>1 1/4"     | Flat<br><br><b>LW2R</b><br>or<br><b>LW2S</b><br>1 1/4"     | Bumper<br><br><b>LB2R</b><br><br>1 1/4"                                     | Ergo (user side only)<br><br><b>LUPE2R</b><br>or<br><b>LUPE2S</b><br>1 1/4" |
| Fluted<br><br><b>LPF2R</b><br>or<br><b>LPF2S</b><br>1 1/4" | Fluted<br><br><b>LWF2R</b><br>or<br><b>LWF2S</b><br>1 1/4" | Reverse Bevel Acrylic<br><br><b>LMRA2R</b><br>or<br><b>LMRA2S</b><br>1 1/4" | PVC on remaining sides<br><br><br><br>1 1/4"                                |
| 1 1/4"   | 1 1/4"   | 1 1/4"  | 1 1/4"  |

edge ordering code (radius corner) >  
or  
edge ordering code (square corner) >  
top thickness >

| Base Style | Table Description                     | Model #                        | Product Wt |
|------------|---------------------------------------|--------------------------------|------------|
|            | 18 x 48 Fix w/FixMod                  | <b>PTTI 1848REFX XM</b>        | ≠OS 65     |
|            | 18 x 48 Fix w/RemMod                  | <b>PTTI 1848REFX RM</b>        | ≠OS 65     |
|            | 18 x 48 Fold  w/RemMod                | <b>PTTI 1848REFO RM</b>        | ≠OS 67     |
|            | 18 x 48 Slim-Tilt w/HangMod           | <b>PTTI 1848REST HM</b>        | ≠OS 77     |
|            | 18 x 48 Fix w/FixLightweightFormMod   | <b>PTTI 1848REFX XL OR XLS</b> | 65         |
|            | 18 x 48 Fix w/RemLightweightFormMod   | <b>PTTI 1848REFX RL OR RLS</b> | 65         |
|            | 18 x 48 Fold  w/RemLightweightFormMod | <b>PTTI 1848REFO RL OR RLS</b> | 67         |
|            | 18 x 48 Fix w/FixFormMod              | <b>PTTI 1848REFX XF OR XFS</b> | 65         |
|            | 18 x 60 Fix w/FixMod                  | <b>PTTI 1860REFX XM</b>        | ≠OS 76     |
|            | 18 x 60 Fix w/RemMod                  | <b>PTTI 1860REFX RM</b>        | ≠OS 76     |
|            | 18 x 60 Fold w/RemMod                 | <b>PTTI 1860REFD RM</b>        | ≠OS 78     |
|            | 18 x 60 Slim-Tilt w/HangMod           | <b>PTTI 1860REST HM</b>        | ≠OS 88     |
|            | 18 x 60 Fix w/FixLightweightFormMod   | <b>PTTI 1860REFX XL OR XLS</b> | 75         |
|            | 18 x 60 Fix w/RemLightweightFormMod   | <b>PTTI 1860REFX RL OR RLS</b> | 75         |
|            | 18 x 60 Fold w/RemLightweightFormMod  | <b>PTTI 1860REFD RL OR RLS</b> | 77         |
|            | 18 x 60 Fix w/FixFormMod              | <b>PTTI 1860REFX XF OR XFS</b> | 88         |
|            | 18 x 72 Fix w/FixMod                  | <b>PTTI 1872REFX XM</b>        | ≠OS 87     |
|            | 18 x 72 Fix w/RemMod                  | <b>PTTI 1872REFX RM</b>        | ≠OS 87     |
|            | 18 x 72 Fold w/RemMod                 | <b>PTTI 1872REFD RM</b>        | ≠OS 89     |
|            | 18 x 72 Slim-Tilt w/HangMod           | <b>PTTI 1872REST HM</b>        | ≠OS 99     |
|            | 18 x 72 Fix w/FixLightweightFormMod   | <b>PTTI 1872REFX XL OR XLS</b> | 88         |
|            | 18 x 72 Fix w/RemLightweightFormMod   | <b>PTTI 1872REFX RL OR RLS</b> | 88         |
|            | 18 x 72 Fold w/RemLightweightFormMod  | <b>PTTI 1872REFD RL OR RLS</b> | 90         |
|            | 18 x 72 Fix w/FixFormMod              | <b>PTTI 1872REFX XF OR XFS</b> | 102        |

**Note:** Training tables are often used with lightweight computer accessories. For heavy duty applications, such as large scale computer equipment, multiple monitor mounts, etc. Versteel suggests adding a third leg or stretcher. Contact Customer Service if you have specific application concerns or questions.

**To Order, Specify...**

- 1 Model Number
- 2 Top Material
- 3 Edge Style and Thickness
- 4 Edge Color
- 5 Base Color
- 6 Additional Options





| <b>Base Options</b>                                 | <b>Code</b> | <b>Price</b> |
|---|-------------|--------------|
| Assembled Folding Table .....                       | BAF         | \$ 77        |
| Alternate Table Height 32" & Under .....            | BAH         | \$ 100       |
| Alternate Table Height 32" & Over .....             | BSP         | \$ call      |
| Adjustable Height, Pin (Fix/Tilt) .....             | BAP         | \$ 221       |
| Adjustable Height, Pneumatic (Fix/Tilt) .....       | BAT         | \$ 1228      |
| Bullet End Caps .....                               | BBE         | \$ 129       |
| Casters (4), Dual Wheel Black Hard Wheel .....      | CAS55       | \$ 171       |
| Casters (4), Dual Wheel Black Soft Wheel .....      | CAS57       | \$ 171       |
| Self-Leveling Glides (4) .....                      | GLD04       | \$ 49        |
| Stretcher Rail (Fix/Tilt) Finish Same as Base ..... | BTS         | \$ 243       |

| <b>Finish Options</b>       |  |        |
|-----------------------------|--|--------|
| Chrome .....                |  | \$ 165 |
| Nickel .....                |  | \$ 223 |
| Powder Coat, Standard ..... |  | n/c    |
| Powder Coat, Premium .....  |  | \$ 165 |
| Platinum .....              |  | \$ 488 |

| <b>Top Options</b>                |     |        |
|-----------------------------------|-----|--------|
| Table Link (all four sides) ..... | TLK | \$ 251 |
| Table Link (18" ends only) .....  | TLE | \$ 135 |
| Special Laminate .....            | TSP | call   |
| Custom Cutout (per cutout) .....  | TCC | \$ 120 |

**Power + Data Options**  
Please reference the Power + Data Price List

| <b>Wire Management Options</b>                     |     |        |
|--|-----|--------|
| Basket, Modesty Mount .....                        | WBM | \$ 97  |
| Basket, Under Top Mount .....                      | WBT | \$ 97  |
| Cable Hook Legway .....                            | WCK | \$ 119 |
| Canvas Legway .....                                | WCL | \$ 100 |
| Plastic Legway .....                               | WRL | \$ 78  |
| 1 Oval Brush Grommet, Location A .....             | WOA | \$ 97  |
| 2 Oval Brush Grommets, Location E .....            | WOE | \$ 194 |
| 1 Oval Brush Grommet, Provide Location Print ..... | WOG | \$ 97  |
| 1 Round Grommet, Location A .....                  | WRA | \$ 76  |
| 2 Round Grommets, Location E .....                 | WRE | \$ 152 |
| 1 Round Grommet, Provide Location Print .....      | WRG | \$ 76  |

| <b>Accessories</b>                    |          |         |
|---------------------------------------|----------|---------|
| CPU Holder (3" - 9" adjustment) ..... | ACPU3-9F | \$ 237  |
| CPU Holder (5" - 8" adjustment) ..... | ACPU5-8F | \$ 155  |
| CPU Holder (3" - 5" adjustment) ..... | ACPU3F   | \$ 155  |
| Table Transport .....                 | ATT3054  | \$ 1855 |
| Table Floor Mount Bracket Set .....   | AFB      | \$ 57   |



**Questions?**








800 876 2120


**Quickship Program Product**  
For Quickship specification details,  
visit [www.versteel.com/quickship](http://www.versteel.com/quickship)

top >  
edge >

edge ordering code (radius corner) >  
or  
edge ordering code (square corner) >  
top thickness >

edge ordering code (radius corner) >  
or  
edge ordering code (square corner) >  
top thickness >

| Laminate PVC   | Laminate Wood   | Laminate Soft PVC  | Laminate Urethane/PVC  |
|--|---|--|--|
| Flat<br><br><b>LP2R</b><br>or<br><b>LP2S</b><br>1 1/4"     | Flat<br><br><b>LW2R</b><br>or<br><b>LW2S</b><br>1 1/4"     | Bumper<br><br><b>LB2R</b><br><br>1 1/4"                                     | Ergo (user side only)<br><br><b>LUPE2R</b><br>or<br><b>LUPE2S</b><br>1 1/4" |
| Fluted<br><br><b>LPF2R</b><br>or<br><b>LPF2S</b><br>1 1/4" | Fluted<br><br><b>LWF2R</b><br>or<br><b>LWF2S</b><br>1 1/4" | Reverse Bevel Acrylic<br><br><b>LMRA2R</b><br>or<br><b>LMRA2S</b><br>1 1/4" | PVC on remaining sides<br><br><br><br><br><br><br><br><br><br>1 1/4"   |
| 1 1/4"   | 1 1/4"  | 1 1/4"   | 1 1/4"   |

| Base Style  | Table Description           | Model #                 | Product Wt |
|---|-----------------------------|-------------------------|------------|
| <br>T1 | 18 x 84 Fix w/FixMod        | <b>PTT1 1884REFX XM</b> | 98         |
|   | 18 x 84 Fix w/RemMod        | <b>PTT1 1884REFX RM</b> | 98         |
|   | 18 x 84 Fold w/RemMod       | <b>PTT1 1884REFD RM</b> | 100        |
|   | 18 x 84 Slim-Tilt w/HangMod | <b>PTT1 1884REST HM</b> | 110        |
|   | 18 x 90 Fix w/FixMod        | <b>PTT1 1890REFX XM</b> | 104        |
|   | 18 x 90 Fix w/RemMod        | <b>PTT1 1890REFX RM</b> | 104        |
|   | 18 x 90 Fold w/RemMod       | <b>PTT1 1890REFD RM</b> | 106        |
|   | 18 x 90 Slim-Tilt w/HangMod | <b>PTT1 1890REST HM</b> | 116        |
|   | 18 x 96 Fix w/FixMod        | <b>PTT1 1896REFX XM</b> | 109        |
|   | 18 x 96 Fix w/RemMod        | <b>PTT1 1896REFX RM</b> | 109        |
|   | 18 x 96 Fold w/RemMod       | <b>PTT1 1896REFD RM</b> | 111        |
|   | 18 x 96 Slim-Tilt w/HangMod | <b>PTT1 1896REST HM</b> | 121        |

**Note:** Training tables are often used with lightweight computer accessories. For heavy duty applications, such as large scale computer equipment, multiple monitor mounts, etc. Versteel suggests adding a third leg or stretcher. Contact Customer Service if you have specific application concerns or questions.

**To Order, Specify...**

- 1 Model Number
- 2 Top Material
- 3 Edge Style and Thickness
- 4 Edge Color
- 5 Base Color
- 6 Additional Options



| <b>Base Options</b>                                | <b>Code</b> | <b>Price</b> |
|--|-------------|--------------|
| Assembled Folding Table .....                      | BAF         | \$ 77        |
| Alternate Table Height 32" & Under.....            | BAH         | \$ 100       |
| Alternate Table Height 32" & Over.....             | BSP         | \$ call      |
| Adjustable Height, Pin (Fix/Tilt).....             | BAP         | \$ 221       |
| Adjustable Height, Pneumatic (Fix/Tilt).....       | BAT         | \$ 1228      |
| Bullet End Caps.....                               | BBE         | \$ 129       |
| Self-Leveling Glides (4).....                      | GLD04       | \$ 49        |
| Stretcher Rail (Fix/Tilt) Finish Same as Base..... | BTS         | \$ 243       |

| <b>Finish Options</b>       |  |        |
|-----------------------------|--|--------|
| Chrome .....                |  | \$ 165 |
| Nickel.....                 |  | \$ 223 |
| Powder Coat, Standard ..... |  | n/c    |
| Powder Coat, Premium.....   |  | \$ 165 |
| Platinum.....               |  | \$ 488 |

| <b>Top Options</b>                |     |        |
|-----------------------------------|-----|--------|
| Table Link (all four sides) ..... | TLK | \$ 251 |
| Table Link (18" ends only).....   | TLE | \$ 135 |
| Special Laminate.....             | TSP | call   |
| Custom Cutout (per cutout) .....  | TCC | \$ 120 |

**Power + Data Options**  
Please reference the Power + Data Price List

| <b>Wire Management Options</b>                    |     |        |
|---|-----|--------|
| Basket, Modesty Mount.....                        | WBM | \$ 97  |
| Basket, Under Top Mount.....                      | WBT | \$ 97  |
| Cable Hook Legway .....                           | WCK | \$ 119 |
| Canvas Legway .....                               | WCL | \$ 100 |
| Plastic Legway.....                               | WRL | \$ 78  |
| 1 Oval Brush Grommet, Location A.....             | WOA | \$ 97  |
| 2 Oval Brush Grommets, Location E.....            | WOE | \$ 194 |
| 1 Oval Brush Grommet, Provide Location Print..... | WOG | \$ 97  |
| 1 Round Grommet, Location A.....                  | WRA | \$ 76  |
| 2 Round Grommets, Location E.....                 | WRE | \$ 152 |
| 1 Round Grommet, Provide Location Print .....     | WRG | \$ 76  |

| <b>Accessories</b>                    |          |         |
|---------------------------------------|----------|---------|
| CPU Holder (3" - 9" adjustment) ..... | ACPU3-9F | \$ 237  |
| CPU Holder (5" - 8" adjustment).....  | ACPU5-8F | \$ 155  |
| CPU Holder (3" - 5" adjustment).....  | ACPU3F   | \$ 155  |
| Table Transport .....                 | ATT3054  | \$ 1855 |
| Table Floor Mount Bracket Set.....    | AFB      | \$ 57   |



**Questions?**

800 876 2120

**Overlapping Folding Bases**  
**Quickship Program Product**  
 For Quickship specification details, visit [www.versteel.com/quickship](http://www.versteel.com/quickship)

top >  
edge >

edge ordering code (radius corner) >  
or  
edge ordering code (square corner) >  
top thickness >

edge ordering code (radius corner) >  
or  
edge ordering code (square corner) >  
top thickness >

| Laminate PVC   | Laminate Wood  | Laminate Soft PVC   | Laminate Urethane/PVC   |
|--|--|---|---|
| Flat<br><br><b>LP2R</b><br>or<br><b>LP2S</b><br>1 1/4"     | Flat<br><br><b>LW2R</b><br>or<br><b>LW2S</b><br>1 1/4"     | Bumper<br><br><b>LB2R</b><br><br>1 1/4"                                     | Ergo (user side only)<br><br><b>LUPE2R</b><br>or<br><b>LUPE2S</b><br>1 1/4" |
| Fluted<br><br><b>LPF2R</b><br>or<br><b>LPF2S</b><br>1 1/4" | Fluted<br><br><b>LWF2R</b><br>or<br><b>LWF2S</b><br>1 1/4" | Reverse Bevel Acrylic<br><br><b>LMRA2R</b><br>or<br><b>LMRA2S</b><br>1 1/4" | PVC on remaining sides<br>1 1/4"  |
| 1 1/4"   | 1 1/4"   | 1 1/4"  | 1 1/4"  |

| Base Style | Table Description                     | Model #                        | Product Wt |
|------------|---------------------------------------|--------------------------------|------------|
|            | 20 x 48 Fix w/FixMod                  | <b>PTTI 2048REFX XM</b>        | ≈0S 68     |
|            | 20 x 48 Fix w/RemMod                  | <b>PTTI 2048REFX RM</b>        | ≈0S 68     |
|            | 20 x 48 Fold  w/RemMod                | <b>PTTI 2048REFO RM</b>        | ≈0S 70     |
|            | 20 x 48 Slim-Tilt w/HangMod           | <b>PTTI 2048REST HM</b>        | ≈0S 80     |
|            | 20 x 48 Fix w/FixLightweightFormMod   | <b>PTTI 2048REFX XL OR XLS</b> | 68         |
|            | 20 x 48 Fix w/RemLightweightFormMod   | <b>PTTI 2048REFX RL OR RLS</b> | 68         |
|            | 20 x 48 Fold  w/RemLightweightFormMod | <b>PTTI 2048REFO RL OR RLS</b> | 70         |
|            | 20 x 48 Fix w/FixFormMod              | <b>PTTI 2048REFX XF OR XFS</b> | 68         |
|            | 20 x 60 Fix w/FixMod                  | <b>PTTI 2060REFX XM</b>        | ≈0S 80     |
|            | 20 x 60 Fix w/RemMod                  | <b>PTTI 2060REFX RM</b>        | ≈0S 80     |
|            | 20 x 60 Fold w/RemMod                 | <b>PTTI 2060REFD RM</b>        | ≈0S 82     |
|            | 20 x 60 Slim-Tilt w/HangMod           | <b>PTTI 2060REST HM</b>        | ≈0S 92     |
|            | 20 x 60 Fix w/FixLightweightFormMod   | <b>PTTI 2060REFX XL OR XLS</b> | 79         |
|            | 20 x 60 Fix w/RemLightweightFormMod   | <b>PTTI 2060REFX RL OR RLS</b> | 79         |
|            | 20 x 60 Fold w/RemLightweightFormMod  | <b>PTTI 2060REFD RL OR RLS</b> | 81         |
|            | 20 x 60 Fix w/FixFormMod              | <b>PTTI 2060REFX XF OR XFS</b> | 92         |
|            | 20 x 72 Fix w/FixMod                  | <b>PTTI 2072REFX XM</b>        | ≈0S 92     |
|            | 20 x 72 Fix w/RemMod                  | <b>PTTI 2072REFX RM</b>        | ≈0S 92     |
|            | 20 x 72 Fold w/RemMod                 | <b>PTTI 2072REFD RM</b>        | ≈0S 94     |
|            | 20 x 72 Slim-Tilt w/HangMod           | <b>PTTI 2072REST HM</b>        | ≈0S 104    |
|            | 20 x 72 Fix w/FixLightweightFormMod   | <b>PTTI 2072REFX XL OR XLS</b> | 93         |
|            | 20 x 72 Fix w/RemLightweightFormMod   | <b>PTTI 2072REFX RL OR RLS</b> | 93         |
|            | 20 x 72 Fold w/RemLightweightFormMod  | <b>PTTI 2072REFD RL OR RLS</b> | 95         |
|            | 20 x 72 Fix w/FixFormMod              | <b>PTTI 2072REFX XF OR XFS</b> | 107        |

**Note:** Training tables are often used with lightweight computer accessories. For heavy duty applications, such as large scale computer equipment, multiple monitor mounts, etc. Versteel suggests adding a third leg or stretcher. Contact Customer Service if you have specific application concerns or questions.

**To Order, Specify...**

- 1 Model Number
- 2 Top Material
- 3 Edge Style and Thickness
- 4 Edge Color
- 5 Base Color
- 6 Additional Options



| <b>Base Options</b>                                | <b>Code</b> | <b>Price</b> |
|--|-------------|--------------|
| Assembled Folding Table .....                      | BAF         | \$ 77        |
| Alternate Table Height 32" & Under.....            | BAH         | \$ 100       |
| Alternate Table Height 32" & Over.....             | BSP         | \$ call      |
| Adjustable Height, Pin (Fix/Tilt).....             | BAP         | \$ 221       |
| Adjustable Height, Pneumatic (Fix/Tilt).....       | BAT         | \$ 1228      |
| Bullet End Caps.....                               | BBE         | \$ 129       |
| Casters (4), Dual Wheel Black Hard Wheel.....      | CAS55       | \$ 171       |
| Casters (4), Dual Wheel Black Soft Wheel.....      | CAS57       | \$ 171       |
| Mix, Dual Wheel Casters & Glides .....             | BMD         | \$ 163       |
| Self-Leveling Glides (4).....                      | GLD04       | \$ 49        |
| Stretcher Rail (Fix/Tilt) Finish Same as Base..... | BTS         | \$ 243       |

| <b>Finish Options</b>       | <b>Code</b> | <b>Price</b> |
|-----------------------------|-------------|--------------|
| Chrome .....                |             | \$ 165       |
| Nickel.....                 |             | \$ 223       |
| Powder Coat, Standard ..... |             | n/c          |
| Powder Coat, Premium.....   |             | \$ 165       |
| Platinum.....               |             | \$ 488       |

| <b>Top Options</b>                | <b>Code</b> | <b>Price</b> |
|-----------------------------------|-------------|--------------|
| Table Link (all four sides) ..... | TLK         | \$ 251       |
| Table Link (20" ends only) .....  | TLE         | \$ 135       |
| Special Laminate.....             | TSP         | call         |
| Custom Cutout (per cutout) .....  | TCC         | \$ 120       |

**Power + Data Options**  
Please reference the Power + Data Price List

| <b>Wire Management Options</b>                    | <b>Code</b> | <b>Price</b> |
|---|-------------|--------------|
| Basket, Modesty Mount.....                        | WBM         | \$ 97        |
| Basket, Under Top Mount.....                      | WBT         | \$ 97        |
| Cable Hook Legway .....                           | WCK         | \$ 119       |
| Canvas Legway .....                               | WCL         | \$ 100       |
| Plastic Legway.....                               | WRL         | \$ 78        |
| 1 Oval Brush Grommet, Location A.....             | WOA         | \$ 97        |
| 2 Oval Brush Grommets, Location E.....            | WOE         | \$ 194       |
| 1 Oval Brush Grommet, Provide Location Print..... | WOG         | \$ 97        |
| 1 Round Grommet, Location A.....                  | WRA         | \$ 76        |
| 2 Round Grommets, Location E.....                 | WRE         | \$ 152       |
| 1 Round Grommet, Provide Location Print .....     | WRG         | \$ 76        |

| <b>Accessories</b>                    | <b>Code</b> | <b>Price</b> |
|---------------------------------------|-------------|--------------|
| CPU Holder (3" - 9" adjustment) ..... | ACPU3-9F    | \$ 237       |
| CPU Holder (5" - 8" adjustment).....  | ACPU5-8F    | \$ 155       |
| CPU Holder (3" - 5" adjustment).....  | ACPU3F      | \$ 155       |
| Table Transport .....                 | ATT3054     | \$ 1855      |
| Table Floor Mount Bracket Set.....    | AFB         | \$ 57        |



**Questions?**

800 876 2120

**Quickship Program Product**  
For Quickship specification details,  
visit [www.versteel.com/quickship](http://www.versteel.com/quickship)

top >  
edge >

edge ordering code (radius corner) >  
or  
edge ordering code (square corner) >  
top thickness >

edge ordering code (radius corner) >  
or  
edge ordering code (square corner) >  
top thickness >

| Laminate PVC   | Laminate Wood  | Laminate Soft PVC   | Laminate Urethane/PVC   |
|--|--|---|---|
| Flat<br><br><b>LP2R</b><br>or<br><b>LP2S</b><br>1 1/4"     | Flat<br><br><b>LW2R</b><br>or<br><b>LW2S</b><br>1 1/4"     | Bumper<br><br><b>LB2R</b><br>1 1/4"   | Ergo (user side only)<br><br><b>LUPE2R</b><br>or<br><b>LUPE2S</b><br>1 1/4" |
| Fluted<br><br><b>LPF2R</b><br>or<br><b>LPF2S</b><br>1 1/4" | Fluted<br><br><b>LWF2R</b><br>or<br><b>LWF2S</b><br>1 1/4" | Reverse Bevel Acrylic<br><br><b>LMRA2R</b><br>or<br><b>LMRA2S</b><br>1 1/4" | PVC on remaining sides<br>1 1/4"  |
| 1 1/4"   | 1 1/4"   | 1 1/4"  | 1 1/4"  |

| Base Style | Table Description           | Model #                 | Product Wt |
|------------|-----------------------------|-------------------------|------------|
| <br>T1     | 20 x 84 Fix w/FixMod        | <b>PTT1 2084REFX XM</b> | 104        |
|            | 20 x 84 Fix w/RemMod        | <b>PTT1 2084REFX RM</b> | 104        |
|            | 20 x 84 Fold w/RemMod       | <b>PTT1 2084REFD RM</b> | 106        |
|            | 20 x 84 Slim-Tilt w/HangMod | <b>PTT1 2084REST HM</b> | 116        |
|            | 20 x 90 Fix w/FixMod        | <b>PTT1 2090REFX XM</b> | 110        |
|            | 20 x 90 Fix w/RemMod        | <b>PTT1 2090REFX RM</b> | 110        |
|            | 20 x 90 Fold w/RemMod       | <b>PTT1 2090REFD RM</b> | 112        |
|            | 20 x 90 Slim-Tilt w/HangMod | <b>PTT1 2090REST HM</b> | 122        |
|            | 20 x 96 Fix w/FixMod        | <b>PTT1 2096REFX XM</b> | 116        |
|            | 20 x 96 Fix w/RemMod        | <b>PTT1 2096REFX RM</b> | 116        |
|            | 20 x 96 Fold w/RemMod       | <b>PTT1 2096REFD RM</b> | 118        |
|            | 20 x 96 Slim-Tilt w/HangMod | <b>PTT1 2096REST HM</b> | 128        |

**Note:** Training tables are often used with lightweight computer accessories. For heavy duty applications, such as large scale computer equipment, multiple monitor mounts, etc. Versteel suggests adding a third leg or stretcher. Contact Customer Service if you have specific application concerns or questions.

**To Order, Specify...**

- 1 Model Number
- 2 Top Material
- 3 Edge Style and Thickness
- 4 Edge Color
- 5 Base Color
- 6 Additional Options



| <b>Base Options</b>                                 | <b>Code</b> | <b>Price</b> |
|---|-------------|--------------|
| Assembled Folding Table .....                       | BAF         | \$ 77        |
| Alternate Table Height 32" & Under .....            | BAH         | \$ 100       |
| Alternate Table Height 32" & Over .....             | BSP         | \$ call      |
| Adjustable Height, Pin (Fix/Tilt) .....             | BAP         | \$ 221       |
| Adjustable Height, Pneumatic (Fix/Tilt) .....       | BAT         | \$ 1228      |
| Bullet End Caps .....                               | BBE         | \$ 129       |
| Self-Leveling Glides (4) .....                      | GLD04       | \$ 49        |
| Stretcher Rail (Fix/Tilt) Finish Same as Base ..... | BTS         | \$ 243       |

| <b>Finish Options</b>       |  |        |
|-----------------------------|--|--------|
| Chrome .....                |  | \$ 165 |
| Nickel .....                |  | \$ 223 |
| Powder Coat, Standard ..... |  | n/c    |
| Powder Coat, Premium .....  |  | \$ 165 |
| Platinum .....              |  | \$ 488 |

| <b>Top Options</b>                |     |        |
|-----------------------------------|-----|--------|
| Table Link (all four sides) ..... | TLK | \$ 251 |
| Table Link (20" ends only) .....  | TLE | \$ 135 |
| Special Laminate .....            | TSP | call   |
| Custom Cutout (per cutout) .....  | TCC | \$ 120 |

**Power + Data Options**  
Please reference the Power + Data Price List

| <b>Wire Management Options</b>                     |     |        |
|--|-----|--------|
| Basket, Modesty Mount .....                        | WBM | \$ 97  |
| Basket, Under Top Mount .....                      | WBT | \$ 97  |
| Cable Hook Legway .....                            | WCK | \$ 119 |
| Canvas Legway .....                                | WCL | \$ 100 |
| Plastic Legway .....                               | WRL | \$ 78  |
| 1 Oval Brush Grommet, Location A .....             | WOA | \$ 97  |
| 2 Oval Brush Grommets, Location E .....            | WOE | \$ 194 |
| 1 Oval Brush Grommet, Provide Location Print ..... | WOG | \$ 97  |
| 1 Round Grommet, Location A .....                  | WRA | \$ 76  |
| 2 Round Grommets, Location E .....                 | WRE | \$ 152 |
| 1 Round Grommet, Provide Location Print .....      | WRG | \$ 76  |

| <b>Accessories</b>                    |          |         |
|---------------------------------------|----------|---------|
| CPU Holder (3" - 9" adjustment) ..... | ACPU3-9F | \$ 237  |
| CPU Holder (5" - 8" adjustment) ..... | ACPU5-8F | \$ 155  |
| CPU Holder (3" - 5" adjustment) ..... | ACPU3F   | \$ 155  |
| Table Transport .....                 | ATT3054  | \$ 1855 |
| Table Floor Mount Bracket Set .....   | AFB      | \$ 57   |



**Questions?**

800 876 2120

Overlapping Folding Bases  
 Quickship Program Product  
 For Quickship specification details, visit [www.versteel.com/quickship](http://www.versteel.com/quickship)

top >  
edge >

edge ordering code (radius corner) >  
or  
edge ordering code (square corner) >  
top thickness >

edge ordering code (radius corner) >  
or  
edge ordering code (square corner) >  
top thickness >

| Laminate PVC                                 | Laminate Wood                                | Laminate Soft PVC   | Laminate Urethane/PVC   |
|--|--|---|---|
| Flat<br><br>LP2R<br>or<br>LP2S<br>1 1/4"     | Flat<br><br>LW2R<br>or<br>LW2S<br>1 1/4"     | Bumper<br><br>LB2R<br>1 1/4"                                  | Ergo (user side only)<br><br>LUPE2R<br>or<br>LUPE2S<br>1 1/4" |
| Fluted<br><br>LPF2R<br>or<br>LPF2S<br>1 1/4" | Fluted<br><br>LWF2R<br>or<br>LWF2S<br>1 1/4" | Reverse Bevel Acrylic<br><br>LMRA2R<br>or<br>LMRA2S<br>1 1/4" | PVC on remaining sides<br>1 1/4"                              |
| 1 1/4"                                       | 1 1/4"                                       | 1 1/4"  | 1 1/4"  |

| Base Style | Table Description                     | Model #                 | Product Wt |
|------------|---------------------------------------|-------------------------|------------|
|            | 24 x 48 Fix w/FixMod                  | PTTI 2448REFX XM        | 76         |
|            | 24 x 48 Fix w/RemMod                  | PTTI 2448REFX RM        | 76         |
|            | 24 x 48 Fold  w/RemMod                | PTTI 2448REFO RM        | 80         |
|            | 24 x 48 Slim-Tilt w/HangMod           | PTTI 2448REST HM        | 88         |
|            | 24 x 48 Fix w/FixLightweightFormMod   | PTTI 2448REFX XL OR XLS | 76         |
|            | 24 x 48 Fix w/RemLightweightFormMod   | PTTI 2448REFX RL OR RLS | 76         |
|            | 24 x 48 Fold  w/RemLightweightFormMod | PTTI 2448REFO RL OR RLS | 80         |
|            | 24 x 48 Fix w/FixFormMod              | PTTI 2448REFX XF OR XFS | 76         |
|            | 24 x 60 Fix w/FixMod                  | PTTI 2460REFX XM        | 89         |
|            | 24 x 60 Fix w/RemMod                  | PTTI 2460REFX RM        | 89         |
|            | 24 x 60 Fold w/RemMod                 | PTTI 2460REFD RM        | 93         |
|            | 24 x 60 Fold w/FoldMod                | PTTI 2460REFD FM        | 93         |
|            | 24 x 60 Slim-Tilt w/HangMod           | PTTI 2460REST HM        | 101        |
|            | 24 x 60 Fix w/FixLightweightFormMod   | PTTI 2460REFX XL OR XLS | 88         |
|            | 24 x 60 Fix w/RemLightweightFormMod   | PTTI 2460REFX RL OR RLS | 88         |
|            | 24 x 60 Fold w/RemLightweightFormMod  | PTTI 2460REFD RL OR RLS | 92         |
|            | 24 x 60 Fix w/FixFormMod              | PTTI 2460REFX XF OR XFS | 101        |
|            | 24 x 60 Fold w/FoldFormMod            | PTTI 2460REFD FF OR FFS | 113        |

**Note:** Training tables are often used with lightweight computer accessories. For heavy duty applications, such as large scale computer equipment, multiple monitor mounts, etc. Versteel suggests adding a third leg or stretcher. Contact Customer Service if you have specific application concerns or questions.

**To Order, Specify...**

- 1 Model Number
- 2 Top Material
- 3 Edge Style and Thickness
- 4 Edge Color
- 5 Base Color
- 6 Additional Options





| <b>Base Options</b>                                | <b>Code</b> | <b>Price</b> |
|--|-------------|--------------|
| Assembled Folding Table .....                      | .BAF        | \$ 77        |
| Alternate Table Height 32" & Under.....            | .BAH        | \$ 100       |
| Alternate Table Height 32" & Over.....             | .BSP        | \$ call      |
| Adjustable Height, Pin (Fix/Tilt).....             | .BAP        | \$ 221       |
| Adjustable Height, Pneumatic (Fix/Tilt).....       | .BAT        | \$ 1228      |
| Bullet End Caps.....                               | .BBE        | \$ 129       |
| Casters (4), Dual Wheel Black Hard Wheel.....      | .CAS55      | \$ 171       |
| Casters (4), Dual Wheel Black Soft Wheel.....      | .CAS57      | \$ 171       |
| Mix, Dual Wheel Casters & Glides.....              | .BMD        | \$ 163       |
| Self-Leveling Glides (4).....                      | .GLD04      | \$ 49        |
| Stretcher Rail (Fix/Tilt) Finish Same as Base..... | .BTS        | \$ 243       |

| <b>Finish Options</b>      |  |        |
|----------------------------|--|--------|
| Chrome .....               |  | \$ 165 |
| Nickel.....                |  | \$ 223 |
| Powder Coat, Standard..... |  | n/c    |
| Powder Coat, Premium.....  |  | \$ 165 |
| Platinum.....              |  | \$ 488 |

| <b>Top Options</b>   |       |         |
|--|-------|---------|
| Table Link (all four sides) .....  | .TLK  | \$ 251  |
| Table Link (24" ends only) .....   | .TLE  | \$ 135  |
| Special Laminate.....  | .TSP  | call    |
| Custom Cutout (per cutout) .....   | .TCC  | \$ 120  |
| Laptop Locker (each).....  | .TLA  | \$ 1375 |
| (available on fixed tables only, see page 34 in<br>All Tables Price List for additional information) |       |         |
| Electronic Lock (per locker).....  | .TLEL | \$ 359  |
| Power Unit (up to 10 lockers sequenced).....   | .TLPU | \$ 567  |
| (includes 1 key, required for electronic lock)   |       |         |

**Power + Data Options**  
Please reference the Power + Data Price List

| <b>Wire Management Options</b>                    |      |        |
|---|------|--------|
| Basket, Modesty Mount.....                        | .WBM | \$ 97  |
| Basket, Under Top Mount.....                      | .WBT | \$ 97  |
| Cable Hook Legway.....                            | .WCK | \$ 119 |
| Canvas Legway.....                                | .WCL | \$ 100 |
| Plastic Legway.....                               | .WRL | \$ 78  |
| 1 Oval Brush Grommet, Location A.....             | .WOA | \$ 97  |
| 2 Oval Brush Grommets, Location E.....            | .WOE | \$ 194 |
| 1 Oval Brush Grommet, Provide Location Print..... | .WOG | \$ 97  |
| 1 Round Grommet, Location A.....                  | .WRA | \$ 76  |
| 2 Round Grommets, Location E.....                 | .WRE | \$ 152 |
| 1 Round Grommet, Provide Location Print.....      | .WRG | \$ 76  |

| <b>Accessories</b>                     |           |         |
|--|-----------|---------|
| Keyboard Platform w/Mouse Surface..... | .AKP27M   | \$ 682  |
| CPU Holder (3" - 9" adjustment).....   | .ACPU3-9F | \$ 237  |
| CPU Holder (5" - 8" adjustment).....   | .ACPU5-8F | \$ 155  |
| CPU Holder (3" - 5" adjustment).....   | .ACPU3F   | \$ 155  |
| Table Transport.....                   | .ATT3054  | \$ 1855 |
| Table Floor Mount Bracket Set.....     | .AFB      | \$ 57   |



**Questions?**








800 876 2120


**Quickship Program Product**  
For Quickship specification details,  
visit [www.versteel.com/quickship](http://www.versteel.com/quickship)

top >  
edge >

edge ordering code (radius corner) >  
or  
edge ordering code (square corner) >  
top thickness >

edge ordering code (radius corner) >  
or  
edge ordering code (square corner) >  
top thickness >

| Laminate PVC   | Laminate Wood   | Laminate Soft PVC   | Laminate Urethane/PVC   |
|--|---|---|---|
| Flat<br><br><b>LP2R</b><br>or<br><b>LP2S</b><br>1 1/4"     | Flat<br><br><b>LW2R</b><br>or<br><b>LW2S</b><br>1 1/4"     | Bumper<br><br><b>LB2R</b><br><br>1 1/4"  | Ergo<br>(user side only)<br><br><b>LUPE2R</b><br>or<br><b>LUPE2S</b><br>1 1/4" |
| Fluted<br><br><b>LPF2R</b><br>or<br><b>LPF2S</b><br>1 1/4" | Fluted<br><br><b>LWF2R</b><br>or<br><b>LWF2S</b><br>1 1/4" | Reverse Bevel<br>Acrylic<br><br><b>LMRA2R</b><br>or<br><b>LMRA2S</b><br>1 1/4" | PVC on remaining sides<br><br><br><br><br><br><br><br><br><br>1 1/4"  |
| 1 1/4"   | 1 1/4"  | 1 1/4"  | 1 1/4"  |

| Base Style  | Table Description                    | Model #                 | Product Wt |
|---|--------------------------------------|-------------------------|------------|
|  | 24 x 72 Fix w/FixMod                 | PTTI 2472REFX XM        | 103        |
|   | 24 x 72 Fix w/RemMod                 | PTTI 2472REFX RM        | 103        |
|   | 24 x 72 Fold w/RemMod                | PTTI 2472REFD RM        | 107        |
|   | 24 x 72 Slim-Tilt w/HangMod          | PTTI 2472REST HM        | 115        |
|   | 24 x 72 Fix w/FixLightweightFormMod  | PTTI 2472REFX XL OR XLS | 103        |
|   | 24 x 72 Fix w/RemLightweightFormMod  | PTTI 2472REFX RL OR RLS | 103        |
|   | 24 x 72 Fold w/RemLightweightFormMod | PTTI 2472REFD RL OR RLS | 107        |
|   | 24 x 72 Fix w/FixFormMod             | PTTI 2472REFX XF OR XFS | 118        |
|   | 24 x 84 Fix w/FixMod                 | PTTI 2484REFX XM        | 116        |
|   | 24 x 84 Fix w/RemMod                 | PTTI 2484REFX RM        | 116        |
|   | 24 x 84 Fold w/RemMod                | PTTI 2484REFD RM        | 120        |
|   | 24 x 84 Slim-Tilt w/HangMod          | PTTI 2484REST HM        | 128        |
|   | 24 x 90 Fix w/FixMod                 | PTTI 2490REFX XM        | 124        |
|   | 24 x 90 Fix w/RemMod                 | PTTI 2490REFX RM        | 124        |
|   | 24 x 90 Fold w/RemMod                | PTTI 2490REFD RM        | 128        |
|   | 24 x 90 Slim-Tilt w/HangMod          | PTTI 2490REST HM        | 136        |
|   | 24 x 96 Fix w/FixMod                 | PTTI 2496REFX XM        | 130        |
|   | 24 x 96 Fix w/RemMod                 | PTTI 2496REFX RM        | 130        |
|   | 24 x 96 Fold w/RemMod                | PTTI 2496REFD RM        | 134        |
|   | 24 x 96 Slim-Tilt w/HangMod          | PTTI 2496REST HM        | 142        |

**Note:** Training tables are often used with lightweight computer accessories. For heavy duty applications, such as large scale computer equipment, multiple monitor mounts, etc. Versteel suggests adding a third leg or stretcher. Contact Customer Service if you have specific application concerns or questions.

**To Order, Specify...**

- 1 Model Number
- 2 Top Material
- 3 Edge Style and Thickness
- 4 Edge Color
- 5 Base Color
- 6 Additional Options



| <b>Base Options</b>                                | <b>Code</b> | <b>Price</b> |
|--|-------------|--------------|
| Assembled Folding Table .....                      | BAF         | \$ 77        |
| Alternate Table Height 32" & Under.....            | BAH         | \$ 100       |
| Alternate Table Height 32" & Over.....             | BSP         | \$ call      |
| Adjustable Height, Pin (Fix/Tilt).....             | BAP         | \$ 221       |
| Adjustable Height, Pneumatic (Fix/Tilt).....       | BAT         | \$ 1228      |
| Bullet End Caps.....                               | BBE         | \$ 129       |
| Casters (4), Dual Wheel Black Hard Wheel .....     | CAS55       | \$ 171       |
| (to 72" length)                                    |             |              |
| Casters (4), Dual Wheel Black Soft Wheel .....     | CAS57       | \$ 171       |
| (to 72" length)                                    |             |              |
| Mix, Dual Wheel Casters & Glides .....             | BMD         | \$ 163       |
| Self-Leveling Glides (4).....                      | GLD04       | \$ 49        |
| Stretcher Rail (Fix/Tilt) Finish Same as Base..... | BTS         | \$ 243       |

| <b>Finish Options</b>       |  |        |
|-----------------------------|--|--------|
| Chrome .....                |  | \$ 165 |
| Nickel.....                 |  | \$ 223 |
| Powder Coat, Standard ..... |  | n/c    |
| Powder Coat, Premium.....   |  | \$ 165 |
| Platinum.....               |  | \$ 488 |

| <b>Top Options</b>   |      |         |
|--|------|---------|
| Table Link (all four sides) .....  | TLK  | \$ 251  |
| Table Link (24" ends only) .....   | TLE  | \$ 135  |
| Special Laminate.....  | TSP  | call    |
| Custom Cutout (per cutout) .....   | TCC  | \$ 120  |
| Laptop Locker (each).....  | TLA  | \$ 1375 |
| (available on fixed tables only, see page 34 in<br>All Tables Price List for additional information) |      |         |
| Electronic Lock (per locker).....  | TLEL | \$ 359  |
| Power Unit (up to 10 lockers sequenced).....   | TLPU | \$ 567  |
| (includes 1 key, required for electronic lock)   |      |         |

**Power + Data Options**  
Please reference the Power + Data Price List

| <b>Wire Management Options</b>                    |     |        |
|---|-----|--------|
| Basket, Modesty Mount.....                        | WBM | \$ 97  |
| Basket, Under Top Mount.....                      | WBT | \$ 97  |
| Cable Hook Legway .....                           | WCK | \$ 119 |
| Canvas Legway .....                               | WCL | \$ 100 |
| Plastic Legway.....                               | WRL | \$ 78  |
| 1 Oval Brush Grommet, Location A.....             | WOA | \$ 97  |
| 2 Oval Brush Grommets, Location E.....            | WOE | \$ 194 |
| 1 Oval Brush Grommet, Provide Location Print..... | WOG | \$ 97  |
| 1 Round Grommet, Location A.....                  | WRA | \$ 76  |
| 2 Round Grommets, Location E.....                 | WRE | \$ 152 |
| 1 Round Grommet, Provide Location Print .....     | WRG | \$ 76  |

| <b>Accessories</b>                      |          |         |
|---|----------|---------|
| Keyboard Platform w/Mouse Surface ..... | AKP27M   | \$ 682  |
| CPU Holder (3" - 9" adjustment) .....   | ACPU3-9F | \$ 237  |
| CPU Holder (5" - 8" adjustment).....    | ACPU5-8F | \$ 155  |
| CPU Holder (3" - 5" adjustment).....    | ACPU3F   | \$ 155  |
| Table Transport .....                   | ATT3054  | \$ 1855 |
| Table Floor Mount Bracket Set.....      | AFB      | \$ 57   |



**Questions?**

800 876 2120

**Overlapping Folding Bases**  
**Quickship Program Product**  
 For Quickship specification details, visit [www.versteel.com/quickship](http://www.versteel.com/quickship)

top >  
edge >

edge ordering code (radius corner) >  
or  
edge ordering code (square corner) >  
top thickness >

edge ordering code (radius corner) >  
or  
edge ordering code (square corner) >  
top thickness >

| Laminate PVC   | Laminate Wood  | Laminate Soft PVC   | Laminate Urethane/PVC   |
|--|--|---|---|
| Flat<br><br><b>LP2R</b><br>or<br><b>LP2S</b><br>1 1/4"     | Flat<br><br><b>LW2R</b><br>or<br><b>LW2S</b><br>1 1/4"     | Bumper<br><br><b>LB2R</b><br><br>1 1/4"                                     | Ergo (user side only)<br><br><b>LUPE2R</b><br>or<br><b>LUPE2S</b><br>1 1/4" |
| Fluted<br><br><b>LPF2R</b><br>or<br><b>LPF2S</b><br>1 1/4" | Fluted<br><br><b>LWF2R</b><br>or<br><b>LWF2S</b><br>1 1/4" | Reverse Bevel Acrylic<br><br><b>LMRA2R</b><br>or<br><b>LMRA2S</b><br>1 1/4" | PVC on remaining sides<br><br><br><br><br><br><br><br><br><br>1 1/4"        |
| 1 1/4"   | 1 1/4"   | 1 1/4"  | 1 1/4"  |

| Base Style | Table Description                     | Model #                        | Product Wt |
|------------|---------------------------------------|--------------------------------|------------|
|            | 30 x 48 Fix w/FixMod                  | <b>PTTI 3048REFX XM</b>        | 87         |
|            | 30 x 48 Fix w/RemMod                  | <b>PTTI 3048REFX RM</b>        | 87         |
|            | 30 x 48 Fold  w/RemMod                | <b>PTTI 3048REFO RM</b>        | 91         |
|            | 30 x 48 Slim-Tilt w/HangMod           | <b>PTTI 3048REST HM</b>        | 99         |
|            | 30 x 48 Fix w/FixLightweightFormMod   | <b>PTTI 3048REFX XL OR XLS</b> | 87         |
|            | 30 x 48 Fix w/RemLightweightFormMod   | <b>PTTI 3048REFX RL OR RLS</b> | 87         |
|            | 30 x 48 Fold  w/RemLightweightFormMod | <b>PTTI 3048REFO RL OR RLS</b> | 91         |
|            | 30 x 48 Fix w/FixFormMod              | <b>PTTI 3048REFX XF OR XFS</b> | 87         |
|            | 30 x 60 Fix w/FixMod                  | <b>PTTI 3060REFX XM</b>        | 102        |
|            | 30 x 60 Fix w/RemMod                  | <b>PTTI 3060REFX RM</b>        | 102        |
|            | 30 x 60 Fold  w/RemMod                | <b>PTTI 3060REFD RM</b>        | 106        |
|            | 30 x 60 Fold  w/FoldMod               | <b>PTTI 3060REFD FM</b>        | 106        |
|            | 30 x 60 Slim-Tilt w/HangMod           | <b>PTTI 3060REST HM</b>        | 114        |
|            | 30 x 60 Fix w/FixLightweightFormMod   | <b>PTTI 3060REFX XL OR XLS</b> | 102        |
|            | 30 x 60 Fix w/RemLightweightFormMod   | <b>PTTI 3060REFX RL OR RLS</b> | 102        |
|            | 30 x 60 Fold  w/RemLightweightFormMod | <b>PTTI 3060REFD RL OR RLS</b> | 106        |
|            | 30 x 60 Fix w/FixFormMod              | <b>PTTI 3060REFX XF OR XFS</b> | 114        |
|            | 30 x 60 Fold  w/FoldFormMod           | <b>PTTI 3060REFD FF OR FFS</b> | 118        |

**Note:** Training tables are often used with lightweight computer accessories. For heavy duty applications, such as large scale computer equipment, multiple monitor mounts, etc. Versteel suggests adding a third leg or stretcher. Contact Customer Service if you have specific application concerns or questions.

**To Order, Specify...**

- 1 Model Number
- 2 Top Material
- 3 Edge Style and Thickness
- 4 Edge Color
- 5 Base Color
- 6 Additional Options



| <b>Base Options</b>                                | <b>Code</b> | <b>Price</b> |
|--|-------------|--------------|
| Assembled Folding Table .....                      | BAF         | \$ 77        |
| Alternate Table Height 32" & Under.....            | BAH         | \$ 100       |
| Alternate Table Height 32" & Over.....             | BSP         | \$ call      |
| Adjustable Height, Pin (Fix/Tilt).....             | BAP         | \$ 221       |
| Adjustable Height, Pneumatic (Fix/Tilt).....       | BAT         | \$ 1228      |
| Bullet End Caps.....                               | BBE         | \$ 129       |
| Casters (4), Dual Wheel Black Hard Wheel.....      | CAS55       | \$ 171       |
| Casters (4), Dual Wheel Black Soft Wheel.....      | CAS57       | \$ 171       |
| Mix, Dual Wheel Casters & Glides .....             | BMD         | \$ 163       |
| Self-Leveling Glides (4).....                      | GLD04       | \$ 49        |
| Stretcher Rail (Fix/Tilt) Finish Same as Base..... | BTS         | \$ 243       |

| <b>Finish Options</b>       |  |        |
|-----------------------------|--|--------|
| Chrome .....                |  | \$ 165 |
| Nickel.....                 |  | \$ 223 |
| Powder Coat, Standard ..... |  | n/c    |
| Powder Coat, Premium.....   |  | \$ 165 |
| Platinum.....               |  | \$ 488 |

| <b>Top Options</b>  |      |         |
|---|------|---------|
| Table Link (all four sides) .....   | TLK  | \$ 251  |
| Table Link (30" ends only) .....  | TLE  | \$ 135  |
| Special Laminate.....   | TSP  | call    |
| Custom Cutout (per cutout) .....  | TCC  | \$ 120  |
| Laptop Locker (each).....   | TLA  | \$ 1375 |
| (available on fixed tables only, see page 34 in All Tables Price List for additional information) |      |         |
| Electronic Lock (per locker).....   | TLEL | \$ 359  |
| Power Unit (up to 10 lockers sequenced).....  | TLPU | \$ 567  |
| (includes 1 key, required for electronic lock)  |      |         |

**Power + Data Options**  
Please reference the Power + Data Price List

| <b>Wire Management Options</b>                    |     |        |
|---|-----|--------|
| Basket, Modesty Mount.....                        | WBM | \$ 97  |
| Basket, Under Top Mount.....                      | WBT | \$ 97  |
| Cable Hook Legway .....                           | WCK | \$ 119 |
| Canvas Legway .....                               | WCL | \$ 100 |
| Plastic Legway.....                               | WRL | \$ 78  |
| 1 Oval Brush Grommet, Location A.....             | WOA | \$ 97  |
| 2 Oval Brush Grommets, Location E.....            | WOE | \$ 194 |
| 1 Oval Brush Grommet, Provide Location Print..... | WOG | \$ 97  |
| 1 Round Grommet, Location A.....                  | WRA | \$ 76  |
| 2 Round Grommets, Location E.....                 | WRE | \$ 152 |
| 1 Round Grommet, Provide Location Print .....     | WRG | \$ 76  |

| <b>Accessories</b>                      |          |         |
|---|----------|---------|
| Keyboard Platform w/Mouse Surface ..... | AKP27M   | \$ 682  |
| CPU Holder (3" - 9" adjustment) .....   | ACPU3-9F | \$ 237  |
| CPU Holder (5" - 8" adjustment).....    | ACPU5-8F | \$ 155  |
| CPU Holder (3" - 5" adjustment).....    | ACPU3F   | \$ 155  |
| Table Transport .....                   | ATT3054  | \$ 1855 |
| Table Floor Mount Bracket Set.....      | AFB      | \$ 57   |



Questions?

800 876 2120

**Quickship Program Product**  
For Quickship specification details,  
visit [www.versteel.com/quickship](http://www.versteel.com/quickship)

top >  
edge >

edge ordering code (radius corner) >  
or  
edge ordering code (square corner) >  
top thickness >

edge ordering code (radius corner) >  
or  
edge ordering code (square corner) >  
top thickness >

| Laminate<br>PVC  | Laminate<br>Wood   | Laminate<br>Soft PVC   | Laminate<br>Urethane/PVC   |
|--|--|--|--|
| Flat<br><br><b>LP2R</b><br>or<br><b>LP2S</b><br>1 1/4"     | Flat<br><br><b>LW2R</b><br>or<br><b>LW2S</b><br>1 1/4"     | Bumper<br><br><b>LB2R</b><br><br>1 1/4"  | Ergo<br>(user side only)<br><br><b>LUPE2R</b><br>or<br><b>LUPE2S</b><br>1 1/4" |
| Fluted<br><br><b>LPF2R</b><br>or<br><b>LPF2S</b><br>1 1/4" | Fluted<br><br><b>LWF2R</b><br>or<br><b>LWF2S</b><br>1 1/4" | Reverse Bevel<br>Acrylic<br><br><b>LMRA2R</b><br>or<br><b>LMRA2S</b><br>1 1/4" | PVC on<br>remaining sides<br>1 1/4"  |
| 1 1/4"   | 1 1/4"   | 1 1/4"   | 1 1/4"   |

| Base Style | Table Description                    | Model #                 | Product Wt |
|------------|--------------------------------------|-------------------------|------------|
| <p>T1</p>  | 30 x 72 Fix w/FixMod                 | PTTI 3072REFX XM        | 119        |
|            | 30 x 72 Fix w/RemMod                 | PTTI 3072REFX RM        | 119        |
|            | 30 x 72 Fold w/RemMod                | PTTI 3072REFD RM        | 123        |
|            | 30 x 72 Slim-Tilt w/HangMod          | PTTI 3072REST HM        | 131        |
|            | 30 x 72 Fix w/FixLightweightFormMod  | PTTI 3072REFX XL OR XLS | 119        |
|            | 30 x 72 Fix w/RemLightweightFormMod  | PTTI 3072REFX RL OR RLS | 119        |
|            | 30 x 72 Fold w/RemLightweightFormMod | PTTI 3072REFD RL OR RLS | 123        |
|            | 30 x 72 Fix w/FixFormMod             | PTTI 3072REFX XF OR XFS | 133        |
|            | 30 x 84 Fix w/FixMod                 | PTTI 3084REFX XM        | 134        |
|            | 30 x 84 Fix w/RemMod                 | PTTI 3084REFX RM        | 134        |
|            | 30 x 84 Fold w/RemMod                | PTTI 3084REFD RM        | 138        |
|            | 30 x 84 Slim-Tilt w/HangMod          | PTTI 3084REST HM        | 146        |
|            | 30 x 90 Fix w/FixMod                 | PTTI 3090REFX XM        | 143        |
|            | 30 x 90 Fix w/RemMod                 | PTTI 3090REFX RM        | 143        |
|            | 30 x 90 Fold w/RemMod                | PTTI 3090REFD RM        | 147        |
|            | 30 x 90 Slim-Tilt w/HangMod          | PTTI 3090REST HM        | 155        |
|            | 30 x 96 Fix w/FixMod                 | PTTI 3096REFX XM        | 151        |
|            | 30 x 96 Fix w/RemMod                 | PTTI 3096REFX RM        | 151        |
|            | 30 x 96 Fold w/RemMod                | PTTI 3096REFD RM        | 155        |
|            | 30 x 96 Slim-Tilt w/HangMod          | PTTI 3096REST HM        | 163        |

**Note:** Training tables are often used with lightweight computer accessories. For heavy duty applications, such as large scale computer equipment, multiple monitor mounts, etc. Versteel suggests adding a third leg or stretcher. Contact Customer Service if you have specific application concerns or questions.

To Order, Specify...

- 1 Model Number
- 2 Top Material
- 3 Edge Style and Thickness
- 4 Edge Color
- 5 Base Color
- 6 Additional Options



| <b>Base Options</b>                                | <b>Code</b> | <b>Price</b> |
|--|-------------|--------------|
| Assembled Folding Table .....                      | BAF         | \$ 77        |
| Alternate Table Height 32" & Under.....            | BAH         | \$ 100       |
| Alternate Table Height 32" & Over.....             | BSP         | \$ call      |
| Adjustable Height, Pin (Fix/Tilt).....             | BAP         | \$ 221       |
| Adjustable Height, Pneumatic (Fix/Tilt).....       | BAT         | \$ 1228      |
| Bullet End Caps.....                               | BBE         | \$ 129       |
| Casters (4), Dual Wheel Black Hard Wheel .....     | CAS55       | \$ 171       |
| (to 72" length)                                    |             |              |
| Casters (4), Dual Wheel Black Soft Wheel .....     | CAS57       | \$ 171       |
| (to 72" length)                                    |             |              |
| Mix, Dual Wheel Casters & Glides .....             | BMD         | \$ 163       |
| Self-Leveling Glides (4).....                      | GLD04       | \$ 49        |
| Stretcher Rail (Fix/Tilt) Finish Same as Base..... | BTS         | \$ 243       |

| <b>Finish Options</b>       |  |        |
|-----------------------------|--|--------|
| Chrome .....                |  | \$ 165 |
| Nickel.....                 |  | \$ 223 |
| Powder Coat, Standard ..... |  | n/c    |
| Powder Coat, Premium.....   |  | \$ 165 |
| Platinum.....               |  | \$ 488 |

| <b>Top Options</b>   |      |         |
|--|------|---------|
| Table Link (all four sides) .....  | TLK  | \$ 251  |
| Table Link (30" ends only) .....   | TLE  | \$ 135  |
| Special Laminate.....  | TSP  | call    |
| Custom Cutout (per cutout) .....   | TCC  | \$ 120  |
| Laptop Locker (each).....  | TLA  | \$ 1375 |
| (available on fixed tables only, see page 34 in<br>All Tables Price List for additional information) |      |         |
| Electronic Lock (per locker).....  | TLEL | \$ 359  |
| Power Unit (up to 10 lockers sequenced).....   | TLPU | \$ 567  |
| (includes 1 key, required for electronic lock)   |      |         |

**Power + Data Options**  
Please reference the Power + Data Price List

| <b>Wire Management Options</b>                    |     |        |
|---|-----|--------|
| Basket, Modesty Mount.....                        | WBM | \$ 97  |
| Basket, Under Top Mount.....                      | WBT | \$ 97  |
| Cable Hook Legway .....                           | WCK | \$ 119 |
| Canvas Legway .....                               | WCL | \$ 100 |
| Plastic Legway.....                               | WRL | \$ 78  |
| 1 Oval Brush Grommet, Location A.....             | WOA | \$ 97  |
| 2 Oval Brush Grommets, Location E.....            | WOE | \$ 194 |
| 1 Oval Brush Grommet, Provide Location Print..... | WOG | \$ 97  |
| 1 Round Grommet, Location A.....                  | WRA | \$ 76  |
| 2 Round Grommets, Location E.....                 | WRE | \$ 152 |
| 1 Round Grommet, Provide Location Print .....     | WRG | \$ 76  |

| <b>Accessories</b>                      |          |         |
|---|----------|---------|
| Keyboard Platform w/Mouse Surface ..... | AKP27M   | \$ 682  |
| CPU Holder (3" - 9" adjustment) .....   | ACPU3-9F | \$ 237  |
| CPU Holder (5" - 8" adjustment).....    | ACPU5-8F | \$ 155  |
| CPU Holder (3" - 5" adjustment).....    | ACPU3F   | \$ 155  |
| Table Transport .....                   | ATT3054  | \$ 1855 |
| Table Floor Mount Bracket Set.....      | AFB      | \$ 57   |



**Questions?**

800 876 2120

Overlapping Folding Bases

Quickship Program Product  
For Quickship specification details,  
visit [www.versteel.com/quickship](http://www.versteel.com/quickship)

top >  
edge >

edge ordering code (radius corner) >  
or  
edge ordering code (square corner) >  
top thickness >

edge ordering code (radius corner) >  
or  
edge ordering code (square corner) >  
top thickness >

| Laminate PVC   | Laminate Wood  | Laminate Soft PVC   | Laminate Urethane/PVC   |
|--|--|---|---|
| Flat<br><br><b>LP2R</b><br>or<br><b>LP2S</b><br>1 1/4"     | Flat<br><br><b>LW2R</b><br>or<br><b>LW2S</b><br>1 1/4"     | Bumper<br><br><b>LB2R</b><br><br>1 1/4"                                     | Ergo (user side only)<br><br><b>LUPE2R</b><br>or<br><b>LUPE2S</b><br>1 1/4" |
| Fluted<br><br><b>LPF2R</b><br>or<br><b>LPF2S</b><br>1 1/4" | Fluted<br><br><b>LWF2R</b><br>or<br><b>LWF2S</b><br>1 1/4" | Reverse Bevel Acrylic<br><br><b>LMRA2R</b><br>or<br><b>LMRA2S</b><br>1 1/4" | PVC on remaining sides<br><br><br><br><br><br><br><br><br><br>1 1/4"        |
| 1 1/4"   | 1 1/4"   | 1 1/4"  | 1 1/4"  |

| Base Style | Table Description                     | Model #                        | Product Wt |
|------------|---------------------------------------|--------------------------------|------------|
|            | 18 x 48 Fix w/FixMod                  | <b>PTTC 1848REFX XM</b>        | 65         |
|            | 18 x 48 Fix w/RemMod                  | <b>PTTC 1848REFX RM</b>        | 65         |
|            | 18 x 48 Fold  w/RemMod                | <b>PTTC 1848REFO RM</b>        | 67         |
|            | 18 x 48 Fix w/FixLightweightFormMod   | <b>PTTC 1848REFX XL OR XLS</b> | 65         |
|            | 18 x 48 Fix w/RemLightweightFormMod   | <b>PTTC 1848REFX RL OR RLS</b> | 65         |
|            | 18 x 48 Fold  w/RemLightweightFormMod | <b>PTTC 1848REFO RL OR RLS</b> | 67         |
|            | 18 x 48 Fix w/FixFormMod              | <b>PTTC 1848REFX XF OR XFS</b> | 65         |
|            | 18 x 60 Fix w/FixMod                  | <b>PTTC 1860REFX XM</b>        | 76         |
|            | 18 x 60 Fix w/RemMod                  | <b>PTTC 1860REFX RM</b>        | 76         |
|            | 18 x 60 Fold w/RemMod                 | <b>PTTC 1860REFD RM</b>        | 78         |
|            | 18 x 60 Fix w/FixLightweightFormMod   | <b>PTTC 1860REFX XL OR XLS</b> | 75         |
|            | 18 x 60 Fix w/RemLightweightFormMod   | <b>PTTC 1860REFX RL OR RLS</b> | 75         |
|            | 18 x 60 Fold w/RemLightweightFormMod  | <b>PTTC 1860REFD RL OR RLS</b> | 77         |
|            | 18 x 60 Fix w/FixFormMod              | <b>PTTC 1860REFX XF OR XFS</b> | 88         |
|            | 18 x 72 Fix w/FixMod                  | <b>PTTC 1872REFX XM</b>        | 87         |
|            | 18 x 72 Fix w/RemMod                  | <b>PTTC 1872REFX RM</b>        | 87         |
|            | 18 x 72 Fold w/RemMod                 | <b>PTTC 1872REFD RM</b>        | 89         |
|            | 18 x 72 Fix w/FixLightweightFormMod   | <b>PTTC 1872REFX XL OR XLS</b> | 88         |
|            | 18 x 72 Fix w/RemLightweightFormMod   | <b>PTTC 1872REFX RL OR RLS</b> | 88         |
|            | 18 x 72 Fold w/RemLightweightFormMod  | <b>PTTC 1872REFD RL OR RLS</b> | 90         |
|            | 18 x 72 Fix w/FixFormMod              | <b>PTTC 1872REFX XF OR XFS</b> | 102        |

**Note:** Training tables are often used with lightweight computer accessories. For heavy duty applications, such as large scale computer equipment, multiple monitor mounts, etc. Versteel suggests adding a third leg or stretcher. Contact Customer Service if you have specific application concerns or questions.

**To Order, Specify...**

- 1 Model Number
- 2 Top Material
- 3 Edge Style and Thickness
- 4 Edge Color
- 5 Base Color
- 6 Additional Options





| <b>Base Options</b>                                | <b>Code</b> | <b>Price</b> |
|--|-------------|--------------|
| Assembled Folding Table .....                      | .BAF        | \$ 77        |
| Alternate Table Height 32" & Under.....            | .BAH        | \$ 100       |
| Alternate Table Height 32" & Over.....             | .BSP        | \$ call      |
| Adjustable Height, Pin (Fix).....                  | .BAP        | \$ 221       |
| Adjustable Height, Pneumatic (Fix).....            | .BAT        | \$ 1228      |
| Bullet End Caps.....                               | .BBE        | \$ 129       |
| Casters (4), Dual Wheel Black Hard Wheel.....      | .CAS55      | \$ 171       |
| Casters (4), Dual Wheel Black Soft Wheel.....      | .CAS57      | \$ 171       |
| Mix, Dual Wheel Casters & Glides .....             | .BMD        | \$ 163       |
| Self-Leveling Glides (4).....                      | .GLD04      | \$ 49        |
| Stretcher Rail (Fix/Tilt) Finish Same as Base..... | .BTS        | \$ 243       |

| <b>Finish Options</b>       |  |        |
|-----------------------------|--|--------|
| Chrome .....                |  | \$ 165 |
| Nickel.....                 |  | \$ 223 |
| Powder Coat, Standard ..... |  | n/c    |
| Powder Coat, Premium.....   |  | \$ 165 |
| Platinum.....               |  | \$ 488 |

| <b>Top Options</b>                |      |        |
|-----------------------------------|------|--------|
| Table Link (all four sides) ..... | .TLK | \$ 251 |
| Table Link (18" ends only).....   | .TLE | \$ 135 |
| Special Laminate.....             | .TSP | call   |
| Custom Cutout (per cutout) .....  | .TCC | \$ 120 |

**Power + Data Options**  
Please reference the Power + Data Price List

| <b>Wire Management Options</b>                    |      |        |
|---|------|--------|
| Basket, Modesty Mount.....                        | .WBM | \$ 97  |
| Basket, Under Top Mount.....                      | .WBT | \$ 97  |
| Cable Hook Legway .....                           | .WCK | \$ 119 |
| Canvas Legway .....                               | .WCL | \$ 100 |
| Plastic Legway.....                               | .WRL | \$ 78  |
| 1 Oval Brush Grommet, Location A.....             | .WOA | \$ 97  |
| 1 Oval Brush Grommet, Provide Location Print..... | .WOG | \$ 97  |
| 1 Round Grommet, Location A.....                  | .WRA | \$ 76  |
| 1 Round Grommet, Provide Location Print .....     | .WRG | \$ 76  |

| <b>Accessories</b>                    |           |         |
|---------------------------------------|-----------|---------|
| CPU Holder (3" - 9" adjustment) ..... | .ACPU3-9F | \$ 237  |
| CPU Holder (5" - 8" adjustment).....  | .ACPU5-8F | \$ 155  |
| CPU Holder (3" - 5" adjustment).....  | .ACPU3F   | \$ 155  |
| Table Transport .....                 | .ATT3054  | \$ 1855 |
| Table Floor Mount Bracket Set.....    | .AFB      | \$ 57   |



**Questions?**








800 876 2120


**Quickship Program Product**  
For Quickship specification details,  
visit [www.versteel.com/quickship](http://www.versteel.com/quickship)

top >  
edge >

edge ordering code (radius corner) >  
or  
edge ordering code (square corner) >  
top thickness >

edge ordering code (radius corner) >  
or  
edge ordering code (square corner) >  
top thickness >

| Laminate PVC   | Laminate Wood   | Laminate Soft PVC  | Laminate Urethane/PVC  |
|--|---|--|--|
| Flat<br><br><b>LP2R</b><br>or<br><b>LP2S</b><br>1 1/4"     | Flat<br><br><b>LW2R</b><br>or<br><b>LW2S</b><br>1 1/4"     | Bumper<br><br><b>LB2R</b><br><br>1 1/4"                                     | Ergo (user side only)<br><br><b>LUPE2R</b><br>or<br><b>LUPE2S</b><br>1 1/4" |
| Fluted<br><br><b>LPF2R</b><br>or<br><b>LPF2S</b><br>1 1/4" | Fluted<br><br><b>LWF2R</b><br>or<br><b>LWF2S</b><br>1 1/4" | Reverse Bevel Acrylic<br><br><b>LMRA2R</b><br>or<br><b>LMRA2S</b><br>1 1/4" | PVC on remaining sides<br><br><br><br><br><br><br><br><br><br>1 1/4"   |
| 1 1/4"   | 1 1/4"  | 1 1/4"   | 1 1/4"   |

| Base Style  | Table Description     | Model #                 | Product Wt |
|---|-----------------------|-------------------------|------------|
| <br>TC | 18 x 84 Fix w/FixMod  | <b>PTTC 1884REFX XM</b> | 98         |
|   | 18 x 84 Fix w/RemMod  | <b>PTTC 1884REFX RM</b> | 98         |
|   | 18 x 84 Fold w/RemMod | <b>PTTC 1884REFD RM</b> | 100        |
|   | 18 x 90 Fix w/FixMod  | <b>PTTC 1890REFX XM</b> | 104        |
|   | 18 x 90 Fix w/RemMod  | <b>PTTC 1890REFX RM</b> | 104        |
|   | 18 x 90 Fold w/RemMod | <b>PTTC 1890REFD RM</b> | 106        |
|   | 18 x 96 Fix w/FixMod  | <b>PTTC 1896REFX XM</b> | 109        |
|   | 18 x 96 Fix w/RemMod  | <b>PTTC 1896REFX RM</b> | 109        |
|   | 18 x 96 Fold w/RemMod | <b>PTTC 1896REFD RM</b> | 111        |

**Note:** Training tables are often used with lightweight computer accessories. For heavy duty applications, such as large scale computer equipment, multiple monitor mounts, etc. Versteel suggests adding a third leg or stretcher. Contact Customer Service if you have specific application concerns or questions.

**To Order, Specify...**

- 1 Model Number
- 2 Top Material
- 3 Edge Style and Thickness
- 4 Edge Color
- 5 Base Color
- 6 Additional Options



| <b>Base Options</b>                                | <b>Code</b> | <b>Price</b> |
|--|-------------|--------------|
| Assembled Folding Table .....                      | .BAF        | \$ 77        |
| Alternate Table Height 32" & Under.....            | .BAH        | \$ 100       |
| Alternate Table Height 32" & Over.....             | .BSP        | \$ call      |
| Adjustable Height, Pin (Fix).....                  | .BAP        | \$ 221       |
| Adjustable Height, Pneumatic (Fix).....            | .BAT        | \$ 1228      |
| Bullet End Caps.....                               | .BBE        | \$ 129       |
| Self-Leveling Glides (4).....                      | .GLD04      | \$ 49        |
| Stretcher Rail (Fix/Tilt) Finish Same as Base..... | .BTS        | \$ 243       |

| <b>Finish Options</b>       |  |        |
|-----------------------------|--|--------|
| Chrome .....                |  | \$ 165 |
| Nickel.....                 |  | \$ 223 |
| Powder Coat, Standard ..... |  | n/c    |
| Powder Coat, Premium.....   |  | \$ 165 |
| Platinum.....               |  | \$ 488 |

| <b>Top Options</b>                |      |        |
|-----------------------------------|------|--------|
| Table Link (all four sides) ..... | .TLK | \$ 251 |
| Table Link (18" ends only).....   | .TLE | \$ 135 |
| Special Laminate.....             | .TSP | call   |
| Custom Cutout (per cutout) .....  | .TCC | \$ 120 |

**Power + Data Options**  
Please reference the Power + Data Price List

| <b>Wire Management Options</b>                    |      |        |
|---|------|--------|
| Basket, Modesty Mount.....                        | .WBM | \$ 97  |
| Basket, Under Top Mount.....                      | .WBT | \$ 97  |
| Cable Hook Legway .....                           | .WCK | \$ 119 |
| Canvas Legway .....                               | .WCL | \$ 100 |
| Plastic Legway.....                               | .WRL | \$ 78  |
| 1 Oval Brush Grommet, Location A.....             | .WOA | \$ 97  |
| 1 Oval Brush Grommet, Provide Location Print..... | .WOG | \$ 97  |
| 1 Round Grommet, Location A.....                  | .WRA | \$ 76  |
| 1 Round Grommet, Provide Location Print .....     | .WRG | \$ 76  |

| <b>Accessories</b>                    |           |         |
|---------------------------------------|-----------|---------|
| CPU Holder (3" - 9" adjustment) ..... | .ACPU3-9F | \$ 237  |
| CPU Holder (5" - 8" adjustment).....  | .ACPU5-8F | \$ 155  |
| CPU Holder (3" - 5" adjustment).....  | .ACPU3F   | \$ 155  |
| Table Transport .....                 | .ATT3054  | \$ 1855 |
| Table Floor Mount Bracket Set.....    | .AFB      | \$ 57   |



**Questions?**

800 876 2120

Overlapping Folding Bases

Quickship Program Product  
For Quickship specification details,  
visit [www.versteel.com/quickship](http://www.versteel.com/quickship)

top >  
edge >

edge ordering code (radius corner) >  
or  
edge ordering code (square corner) >  
top thickness >

edge ordering code (radius corner) >  
or  
edge ordering code (square corner) >  
top thickness >

| Laminate PVC   | Laminate Wood  | Laminate Soft PVC  | Laminate Urethane/PVC  |
|--|--|--|--|
| Flat<br><br><b>LP2R</b><br>or<br><b>LP2S</b><br>1 1/4"     | Flat<br><br><b>LW2R</b><br>or<br><b>LW2S</b><br>1 1/4"     | Bumper<br><br><b>LB2R</b><br>1 1/4"  | Ergo<br>(user side only)<br><br><b>LUPE2R</b><br>or<br><b>LUPE2S</b><br>1 1/4" |
| Fluted<br><br><b>LPF2R</b><br>or<br><b>LPF2S</b><br>1 1/4" | Fluted<br><br><b>LWF2R</b><br>or<br><b>LWF2S</b><br>1 1/4" | Reverse Bevel<br>Acrylic<br><br><b>LMRA2R</b><br>or<br><b>LMRA2S</b><br>1 1/4" | PVC on remaining sides<br>1 1/4"   |
| 1 1/4"   | 1 1/4"   | 1 1/4"   | 1 1/4"   |

| Base Style | Table Description                     | Model #                 | Product Wt |
|------------|---------------------------------------|-------------------------|------------|
| <p>TC</p>  | 20 x 48 Fix w/FixMod                  | PTTC 2048REFX XM        | 68         |
|            | 20 x 48 Fix w/RemMod                  | PTTC 2048REFX RM        | 68         |
|            | 20 x 48 Fold  w/RemMod                | PTTC 2048REFO RM        | 70         |
|            | 20 x 48 Fix w/FixLightweightFormMod   | PTTC 2048REFX XL OR XLS | 68         |
|            | 20 x 48 Fix w/RemLightweightFormMod   | PTTC 2048REFX RL OR RLS | 68         |
|            | 20 x 48 Fold  w/RemLightweightFormMod | PTTC 2048REFO RL OR RLS | 70         |
|            | 20 x 48 Fix w/FixFormMod              | PTTC 2048REFX XF OR XFS | 68         |
|            | 20 x 60 Fix w/FixMod                  | PTTC 2060REFX XM        | 80         |
|            | 20 x 60 Fix w/RemMod                  | PTTC 2060REFX RM        | 80         |
|            | 20 x 60 Fold w/RemMod                 | PTTC 2060REFD RM        | 82         |
|            | 20 x 60 Fix w/FixLightweightFormMod   | PTTC 2060REFX XL OR XLS | 79         |
|            | 20 x 60 Fix w/RemLightweightFormMod   | PTTC 2060REFX RL OR RLS | 79         |
|            | 20 x 60 Fold w/RemLightweightFormMod  | PTTC 2060REFD RL OR RLS | 81         |
|            | 20 x 60 Fix w/FixFormMod              | PTTC 2060REFX XF OR XFS | 92         |
|            | 20 x 72 Fix w/FixMod                  | PTTC 2072REFX XM        | 92         |
|            | 20 x 72 Fix w/RemMod                  | PTTC 2072REFX RM        | 92         |
|            | 20 x 72 Fold w/RemMod                 | PTTC 2072REFD RM        | 94         |
|            | 20 x 72 Fix w/FixLightweightFormMod   | PTTC 2072REFX XL OR XLS | 93         |
|            | 20 x 72 Fix w/RemLightweightFormMod   | PTTC 2072REFX RL OR RLS | 93         |
|            | 20 x 72 Fold w/RemLightweightFormMod  | PTTC 2072REFD RL OR RLS | 95         |
|            | 20 x 72 Fix w/FixFormMod              | PTTC 2072REFX XF OR XFS | 107        |

**Note:** Training tables are often used with lightweight computer accessories. For heavy duty applications, such as large scale computer equipment, multiple monitor mounts, etc. Versteel suggests adding a third leg or stretcher. Contact Customer Service if you have specific application concerns or questions.

**To Order, Specify...**

- 1 Model Number
- 2 Top Material
- 3 Edge Style and Thickness
- 4 Edge Color
- 5 Base Color
- 6 Additional Options



| <b>Base Options</b>                                | <b>Code</b> | <b>Price</b> |
|--|-------------|--------------|
| Assembled Folding Table .....                      | .BAF        | \$ 77        |
| Alternate Table Height 32" & Under.....            | .BAH        | \$ 100       |
| Alternate Table Height 32" & Over.....             | .BSP        | \$ call      |
| Adjustable Height, Pin (Fix) .....                 | .BAP        | \$ 221       |
| Adjustable Height, Pneumatic (Fix).....            | .BAT        | \$ 1228      |
| Bullet End Caps.....                               | .BBE        | \$ 129       |
| Casters (4), Dual Wheel Black Hard Wheel.....      | .CAS55      | \$ 171       |
| Casters (4), Dual Wheel Black Soft Wheel.....      | .CAS57      | \$ 171       |
| Self-Leveling Glides (4).....                      | .GLD04      | \$ 49        |
| Stretcher Rail (Fix/Tilt) Finish Same as Base..... | .BTS        | \$ 243       |

| <b>Finish Options</b>       |  |        |
|-----------------------------|--|--------|
| Chrome .....                |  | \$ 165 |
| Nickel.....                 |  | \$ 223 |
| Powder Coat, Standard ..... |  | n/c    |
| Powder Coat, Premium.....   |  | \$ 165 |
| Platinum.....               |  | \$ 488 |

| <b>Top Options</b>                             |      |        |
|--|------|--------|
| Table Link (all four sides) .....              | .TLK | \$ 251 |
| Table Link (20" ends only) .....               | .TLE | \$ 135 |
| Lightweight Laminate Core (to 96" length)..... | .TLL | \$ 239 |
| Special Laminate.....                          | .TSP | call   |
| Custom Cutout (per cutout) .....               | .TCC | \$ 120 |

**Power + Data Options**  
Please reference the Power + Data Price List

| <b>Wire Management Options</b>                    |      |        |
|---|------|--------|
| Basket, Modesty Mount.....                        | .WBM | \$ 97  |
| Basket, Under Top Mount.....                      | .WBT | \$ 97  |
| Cable Hook Legway .....                           | .WCK | \$ 119 |
| Canvas Legway .....                               | .WCL | \$ 100 |
| Plastic Legway.....                               | .WRL | \$ 78  |
| 1 Oval Brush Grommet, Location A.....             | .WOA | \$ 97  |
| 1 Oval Brush Grommet, Provide Location Print..... | .WOG | \$ 97  |
| 1 Round Grommet, Location A.....                  | .WRA | \$ 76  |
| 1 Round Grommet, Provide Location Print .....     | .WRG | \$ 76  |

| <b>Accessories</b>                    |           |         |
|---------------------------------------|-----------|---------|
| CPU Holder (3" - 9" adjustment) ..... | .ACPU3-9F | \$ 237  |
| CPU Holder (5" - 8" adjustment).....  | .ACPU5-8F | \$ 155  |
| CPU Holder (3" - 5" adjustment).....  | .ACPU3F   | \$ 155  |
| Table Transport .....                 | .ATT3054  | \$ 1855 |
| Table Floor Mount Bracket Set.....    | .AFB      | \$ 57   |



**Questions?**

800 876 2120

Overlapping Folding Bases

Quickship Program Product  
For Quickship specification details,  
visit [www.versteel.com/quickship](http://www.versteel.com/quickship)

top >  
edge >

edge ordering code (radius corner) >  
or  
edge ordering code (square corner) >  
top thickness >

edge ordering code (radius corner) >  
or  
edge ordering code (square corner) >  
top thickness >

| Laminate PVC   | Laminate Wood  | Laminate Soft PVC   | Laminate Urethane/PVC   |
|--|--|---|---|
| Flat<br><br><b>LP2R</b><br>or<br><b>LP2S</b><br>1 1/4"     | Flat<br><br><b>LW2R</b><br>or<br><b>LW2S</b><br>1 1/4"     | Bumper<br><br><b>LB2R</b><br><br>1 1/4"                                     | Ergo (user side only)<br><br><b>LUPE2R</b><br>or<br><b>LUPE2S</b><br>1 1/4" |
| Fluted<br><br><b>LPF2R</b><br>or<br><b>LPF2S</b><br>1 1/4" | Fluted<br><br><b>LWF2R</b><br>or<br><b>LWF2S</b><br>1 1/4" | Reverse Bevel Acrylic<br><br><b>LMRA2R</b><br>or<br><b>LMRA2S</b><br>1 1/4" | PVC on remaining sides<br><br><br><br><br><br><br><br><br><br>1 1/4"        |
| 1 1/4"   | 1 1/4"   | 1 1/4"  | 1 1/4"  |

| Base Style | Table Description     | Model #                 | Product Wt |
|------------|-----------------------|-------------------------|------------|
| <br>TC     | 20 x 84 Fix w/FixMod  | <b>PTTC 2084REFX XM</b> | ≠OS 104    |
|            | 20 x 84 Fix w/RemMod  | <b>PTTC 2084REFX RM</b> | ≠OS 104    |
|            | 20 x 84 Fold w/RemMod | <b>PTTC 2084REFD RM</b> | ≠OS 106    |
|            | 20 x 90 Fix w/FixMod  | <b>PTTC 2090REFX XM</b> | ≠OS 110    |
|            | 20 x 90 Fix w/RemMod  | <b>PTTC 2090REFX RM</b> | ≠OS 110    |
|            | 20 x 90 Fold w/RemMod | <b>PTTC 2090REFD RM</b> | ≠OS 112    |
|            | 20 x 96 Fix w/FixMod  | <b>PTTC 2096REFX XM</b> | ≠OS 116    |
|            | 20 x 96 Fix w/RemMod  | <b>PTTC 2096REFX RM</b> | ≠OS 116    |
|            | 20 x 96 Fold w/RemMod | <b>PTTC 2096REFD RM</b> | ≠OS 118    |

**Note:** Training tables are often used with lightweight computer accessories. For heavy duty applications, such as large scale computer equipment, multiple monitor mounts, etc. Versteel suggests adding a third leg or stretcher. Contact Customer Service if you have specific application concerns or questions.

**To Order, Specify...**

- 1 Model Number
- 2 Top Material
- 3 Edge Style and Thickness
- 4 Edge Color
- 5 Base Color
- 6 Additional Options



| <b>Base Options</b>                                | <b>Code</b> | <b>Price</b> |
|--|-------------|--------------|
| Assembled Folding Table .....                      | .BAF        | \$ 77        |
| Alternate Table Height 32" & Under.....            | .BAH        | \$ 100       |
| Alternate Table Height 32" & Over.....             | .BSP        | \$ call      |
| Adjustable Height, Pin (Fix).....                  | .BAP        | \$ 221       |
| Adjustable Height, Pneumatic (Fix).....            | .BAT        | \$ 1228      |
| Bullet End Caps.....                               | .BBE        | \$ 129       |
| Self-Leveling Glides (4).....                      | .GLD04      | \$ 49        |
| Stretcher Rail (Fix/Tilt) Finish Same as Base..... | .BTS        | \$ 243       |

| <b>Finish Options</b>       |  |        |
|-----------------------------|--|--------|
| Chrome .....                |  | \$ 165 |
| Nickel.....                 |  | \$ 223 |
| Powder Coat, Standard ..... |  | n/c    |
| Powder Coat, Premium.....   |  | \$ 165 |
| Platinum.....               |  | \$ 488 |

| <b>Top Options</b>                |      |        |
|-----------------------------------|------|--------|
| Table Link (all four sides) ..... | .TLK | \$ 251 |
| Table Link (20" ends only) .....  | .TLE | \$ 135 |
| Special Laminate.....             | .TSP | call   |
| Custom Cutout (per cutout) .....  | .TCC | \$ 120 |

**Power + Data Options**  
Please reference the Power + Data Price List

| <b>Wire Management Options</b>                    |      |        |
|---|------|--------|
| Basket, Modesty Mount.....                        | .WBM | \$ 97  |
| Basket, Under Top Mount.....                      | .WBT | \$ 97  |
| Cable Hook Legway .....                           | .WCK | \$ 119 |
| Canvas Legway .....                               | .WCL | \$ 100 |
| Plastic Legway.....                               | .WRL | \$ 78  |
| 1 Oval Brush Grommet, Location A.....             | .WOA | \$ 97  |
| 1 Oval Brush Grommet, Provide Location Print..... | .WOG | \$ 97  |
| 1 Round Grommet, Location A.....                  | .WRA | \$ 76  |
| 1 Round Grommet, Provide Location Print .....     | .WRG | \$ 76  |

| <b>Accessories</b>                    |           |         |
|---------------------------------------|-----------|---------|
| CPU Holder (3" - 9" adjustment) ..... | .ACPU3-9F | \$ 237  |
| CPU Holder (5" - 8" adjustment).....  | .ACPU5-8F | \$ 155  |
| CPU Holder (3" - 5" adjustment).....  | .ACPU3F   | \$ 155  |
| Table Transport .....                 | .ATT3054  | \$ 1855 |
| Table Floor Mount Bracket Set.....    | .AFB      | \$ 57   |



**Questions?**

800 876 2120

**Overlapping Folding Bases**  
**Quickship Program Product**  
 For Quickship specification details, visit [www.versteel.com/quickship](http://www.versteel.com/quickship)

top >  
edge >

edge ordering code (radius corner) >  
or  
edge ordering code (square corner) >  
top thickness >

| Laminate PVC   | Laminate Wood  | Laminate Soft PVC   | Laminate Urethane/PVC   |
|--|--|---|---|
| Flat<br><br><b>LP2R</b><br>or<br><b>LP2S</b><br>1 1/4"     | Flat<br><br><b>LW2R</b><br>or<br><b>LW2S</b><br>1 1/4"     | Bumper<br><br><b>LB2R</b><br><br>1 1/4"                                     | Ergo (user side only)<br><br><b>LUPE2R</b><br>or<br><b>LUPE2S</b><br>1 1/4" |
| Fluted<br><br><b>LPF2R</b><br>or<br><b>LPF2S</b><br>1 1/4" | Fluted<br><br><b>LWF2R</b><br>or<br><b>LWF2S</b><br>1 1/4" | Reverse Bevel Acrylic<br><br><b>LMRA2R</b><br>or<br><b>LMRA2S</b><br>1 1/4" | PVC on remaining sides<br><br><br><br>1 1/4"                                |
| 1 1/4"   | 1 1/4"   | 1 1/4"  | 1 1/4"  |

edge ordering code (radius corner) >  
or  
edge ordering code (square corner) >  
top thickness price >

| Base Style | Table Description                     | Model #                 | Product Wt |
|------------|---------------------------------------|-------------------------|------------|
|            | 24 x 48 Fix w/FixMod                  | PTTC 2448REFX XM        | 76         |
|            | 24 x 48 Fix w/RemMod                  | PTTC 2448REFX RM        | 76         |
|            | 24 x 48 Fold  w/RemMod                | PTTC 2448REFO RM        | 80         |
|            | 24 x 48 Slim-Tilt w/HangMod           | PTTC 2448REST HM        | 88         |
|            | 24 x 48 Fix w/FixLightweightFormMod   | PTTC 2448REFX XL OR XLS | 76         |
|            | 24 x 48 Fix w/RemLightweightFormMod   | PTTC 2448REFX RL OR RLS | 76         |
|            | 24 x 48 Fold  w/RemLightweightFormMod | PTTC 2448REFO RL OR RLS | 80         |
|            | 24 x 48 Fix w/FixFormMod              | PTTC 2448REFX XF OR XFS | 76         |
|            | 24 x 60 Fix w/FixMod                  | PTTC 2460REFX XM        | 89         |
|            | 24 x 60 Fix w/RemMod                  | PTTC 2460REFX RM        | 89         |
|            | 24 x 60 Fold w/RemMod                 | PTTC 2460REFD RM        | 93         |
|            | 24 x 60 Fold w/FoldMod                | PTTC 2460REFD FM        | 93         |
|            | 24 x 60 Slim-Tilt w/HangMod           | PTTC 2460REST HM        | 101        |
|            | 24 x 60 Fix w/FixLightweightFormMod   | PTTC 2460REFX XL OR XLS | 88         |
|            | 24 x 60 Fix w/RemLightweightFormMod   | PTTC 2460REFX RL OR RLS | 88         |
|            | 24 x 60 Fold w/RemLightweightFormMod  | PTTC 2460REFD RL OR RLS | 92         |
|            | 24 x 60 Fix w/FixFormMod              | PTTC 2460REFX XF OR XFS | 101        |
|            | 24 x 60 Fold w/FoldFormMod            | PTTC 2460REFD FF OR FFS | 105        |
|            | 24 x 72 Fix w/FixMod                  | PTTC 2472REFX XM        | 103        |
|            | 24 x 72 Fix w/RemMod                  | PTTC 2472REFX RM        | 103        |
|            | 24 x 72 Fold w/RemMod                 | PTTC 2472REFD RM        | 107        |
|            | 24 x 72 Slim-Tilt w/HangMod           | PTTC 2472REST HM        | 115        |
|            | 24 x 72 Fix w/FixLightweightFormMod   | PTTC 2472REFX XL OR XLS | 103        |
|            | 24 x 72 Fix w/RemLightweightFormMod   | PTTC 2472REFX RL OR RLS | 103        |
|            | 24 x 72 Fold w/RemLightweightFormMod  | PTTC 2472REFD RL OR RLS | 107        |
|            | 24 x 72 Fix w/FixFormMod              | PTTC 2472REFX XF OR XFS | 118        |

**Note:** Training tables are often used with lightweight computer accessories. For heavy duty applications, such as large scale computer equipment, multiple monitor mounts, etc. Versteel suggests adding a third leg or stretcher. Contact Customer Service if you have specific application concerns or questions.

**To Order, Specify...**

- 1 Model Number
- 2 Top Material
- 3 Edge Style and Thickness
- 4 Edge Color
- 5 Base Color
- 6 Additional Options





| <b>Base Options</b>                                | <b>Code</b> | <b>Price</b> |
|--|-------------|--------------|
| Assembled Folding Table .....                      | BAF         | \$ 77        |
| Alternate Table Height 32" & Under.....            | BAH         | \$ 100       |
| Alternate Table Height 32" & Over.....             | BSP         | \$ call      |
| Adjustable Height, Pin (Fix/Tilt).....             | BAP         | \$ 221       |
| Adjustable Height, Pneumatic (Fix/Tilt).....       | BAT         | \$ 1228      |
| Bullet End Caps.....                               | BBE         | \$ 129       |
| Casters (4), Dual Wheel Black Hard Wheel.....      | CAS55       | \$ 171       |
| Casters (4), Dual Wheel Black Soft Wheel.....      | CAS57       | \$ 171       |
| Mix, Dual Wheel Casters & Glides .....             | BMD         | \$ 163       |
| Self-Leveling Glides (4).....                      | GLD04       | \$ 49        |
| Stretcher Rail (Fix/Tilt) Finish Same as Base..... | BTS         | \$ 243       |

| <b>Finish Options</b>       |  |        |
|-----------------------------|--|--------|
| Chrome .....                |  | \$ 165 |
| Nickel.....                 |  | \$ 223 |
| Powder Coat, Standard ..... |  | n/c    |
| Powder Coat, Premium.....   |  | \$ 165 |
| Platinum.....               |  | \$ 488 |

| <b>Top Options</b>  |      |         |
|---|------|---------|
| Table Link (all four sides) .....   | TLK  | \$ 251  |
| Table Link (24" ends only) .....  | TLE  | \$ 135  |
| Special Laminate.....   | TSP  | call    |
| Custom Cutout (per cutout) .....  | TCC  | \$ 120  |
| Laptop Locker (each).....   | TLA  | \$ 1375 |
| (available on fixed tables only, see page 34 in All Tables Price List for additional information) |      |         |
| Electronic Lock (per locker).....   | TLEL | \$ 359  |
| Power Unit (up to 10 lockers sequenced).....  | TLPU | \$ 567  |
| (includes 1 key, required for electronic lock)  |      |         |

**Power + Data Options**  
Please reference the Power + Data Price List

| <b>Wire Management Options</b>                    |     |        |
|---|-----|--------|
| Basket, Modesty Mount.....                        | WBM | \$ 97  |
| Basket, Under Top Mount.....                      | WBT | \$ 97  |
| Cable Hook Legway .....                           | WCK | \$ 119 |
| Canvas Legway .....                               | WCL | \$ 100 |
| Plastic Legway.....                               | WRL | \$ 78  |
| 1 Oval Brush Grommet, Location A.....             | WOA | \$ 97  |
| 2 Oval Brush Grommets, Location E.....            | WOE | \$ 194 |
| 1 Oval Brush Grommet, Provide Location Print..... | WOG | \$ 97  |
| 1 Round Grommet, Location A.....                  | WRA | \$ 76  |
| 2 Round Grommets, Location E.....                 | WRE | \$ 152 |
| 1 Round Grommet, Provide Location Print .....     | WRG | \$ 76  |

| <b>Accessories</b>                      |          |         |
|---|----------|---------|
| Keyboard Platform w/Mouse Surface ..... | AKP27M   | \$ 682  |
| CPU Holder (3" - 9" adjustment) .....   | ACPU3-9F | \$ 237  |
| CPU Holder (5" - 8" adjustment).....    | ACPU5-8F | \$ 155  |
| CPU Holder (3" - 5" adjustment).....    | ACPU3F   | \$ 155  |
| Table Transport .....                   | ATT3054  | \$ 1855 |
| Table Floor Mount Bracket Set.....      | AFB      | \$ 57   |



**Questions?**








800 876 2120


**Quickship Program Product**  
For Quickship specification details,  
visit [www.versteel.com/quickship](http://www.versteel.com/quickship)

top >  
edge >

edge ordering code (radius corner) >  
or  
edge ordering code (square corner) >  
top thickness >

edge ordering code (radius corner) >  
or  
edge ordering code (square corner) >  
top thickness >

| Laminate PVC   | Laminate Wood   | Laminate Soft PVC  | Laminate Urethane/PVC  |
|--|---|--|--|
| Flat<br><br><b>LP2R</b><br>or<br><b>LP2S</b><br>1 1/4"     | Flat<br><br><b>LW2R</b><br>or<br><b>LW2S</b><br>1 1/4"     | Bumper<br><br><b>LB2R</b><br><br>1 1/4"                                     | Ergo (user side only)<br><br><b>LUPE2R</b><br>or<br><b>LUPE2S</b><br>1 1/4" |
| Fluted<br><br><b>LPF2R</b><br>or<br><b>LPF2S</b><br>1 1/4" | Fluted<br><br><b>LWF2R</b><br>or<br><b>LWF2S</b><br>1 1/4" | Reverse Bevel Acrylic<br><br><b>LMRA2R</b><br>or<br><b>LMRA2S</b><br>1 1/4" | PVC on remaining sides<br><br><br><br><br><br><br><br><br><br>1 1/4"   |
| 1 1/4"   | 1 1/4"  | 1 1/4"   | 1 1/4"   |

| Base Style  | Table Description           | Model #                 | Product Wt |
|---|-----------------------------|-------------------------|------------|
| <br>TC | 24 x 84 Fix w/FixMod        | <b>PTTC 2484REFX XM</b> | 116        |
|   | 24 x 84 Fix w/RemMod        | <b>PTTC 2484REFX RM</b> | 116        |
|   | 24 x 84 Fold w/RemMod       | <b>PTTC 2484REFD RM</b> | 120        |
|   | 24 x 84 Slim-Tilt w/HangMod | <b>PTTC 2484REST HM</b> | 128        |
|   | 24 x 90 Fix w/FixMod        | <b>PTTC 2490REFX XM</b> | 124        |
|   | 24 x 90 Fix w/RemMod        | <b>PTTC 2490REFX RM</b> | 124        |
|   | 24 x 90 Fold w/RemMod       | <b>PTTC 2490REFD RM</b> | 128        |
|   | 24 x 90 Slim-Tilt w/HangMod | <b>PTTC 2490REST HM</b> | 136        |
|   | 24 x 96 Fix w/FixMod        | <b>PTTC 2496REFX XM</b> | 130        |
|   | 24 x 96 Fix w/RemMod        | <b>PTTC 2496REFX RM</b> | 130        |
|   | 24 x 96 Fold w/RemMod       | <b>PTTC 2496REFD RM</b> | 134        |
|   | 24 x 96 Slim-Tilt w/HangMod | <b>PTTC 2496REST HM</b> | 142        |

**Note:** Training tables are often used with lightweight computer accessories. For heavy duty applications, such as large scale computer equipment, multiple monitor mounts, etc. Versteel suggests adding a third leg or stretcher. Contact Customer Service if you have specific application concerns or questions.

**To Order, Specify...**

- 1 Model Number
- 2 Top Material
- 3 Edge Style and Thickness
- 4 Edge Color
- 5 Base Color
- 6 Additional Options



| <b>Base Options</b>                                | <b>Code</b> | <b>Price</b> |
|--|-------------|--------------|
| Assembled Folding Table .....                      | BAF         | \$ 77        |
| Alternate Table Height 32" & Under.....            | BAH         | \$ 100       |
| Alternate Table Height 32" & Over.....             | BSP         | \$ call      |
| Adjustable Height, Pin (Fix/Tilt).....             | BAP         | \$ 221       |
| Adjustable Height, Pneumatic (Fix/Tilt).....       | BAT         | \$ 1228      |
| Bullet End Caps.....                               | BBE         | \$ 129       |
| Self-Leveling Glides (4).....                      | GLD04       | \$ 49        |
| Stretcher Rail (Fix/Tilt) Finish Same as Base..... | BTS         | \$ 243       |

| <b>Finish Options</b>       |  |        |
|-----------------------------|--|--------|
| Chrome .....                |  | \$ 165 |
| Nickel.....                 |  | \$ 223 |
| Powder Coat, Standard ..... |  | n/c    |
| Powder Coat, Premium.....   |  | \$ 165 |
| Platinum.....               |  | \$ 488 |

| <b>Top Options</b>  |      |         |
|---|------|---------|
| Table Link (all four sides) .....   | TLK  | \$ 251  |
| Table Link (24" ends only) .....  | TLE  | \$ 135  |
| Special Laminate.....   | TSP  | call    |
| Custom Cutout (per cutout) .....  | TCC  | \$ 120  |
| Laptop Locker (each).....   | TLA  | \$ 1375 |
| (available on fixed tables only, see page 34 in All Tables Price List for additional information) |      |         |
| Electronic Lock (per locker).....   | TLEL | \$ 359  |
| Power Unit (up to 10 lockers sequenced).....  | TLPU | \$ 567  |
| (includes 1 key, required for electronic lock)  |      |         |

**Power + Data Options**  
Please reference the Power + Data Price List

| <b>Wire Management Options</b>                    |     |        |
|---|-----|--------|
| Basket, Modesty Mount.....                        | WBM | \$ 97  |
| Basket, Under Top Mount.....                      | WBT | \$ 97  |
| Cable Hook Legway .....                           | WCK | \$ 119 |
| Canvas Legway .....                               | WCL | \$ 100 |
| Plastic Legway.....                               | WRL | \$ 78  |
| 1 Oval Brush Grommet, Location A.....             | WOA | \$ 97  |
| 2 Oval Brush Grommets, Location E.....            | WOE | \$ 194 |
| 1 Oval Brush Grommet, Provide Location Print..... | WOG | \$ 97  |
| 1 Round Grommet, Location A.....                  | WRA | \$ 76  |
| 2 Round Grommets, Location E.....                 | WRE | \$ 152 |
| 1 Round Grommet, Provide Location Print .....     | WRG | \$ 76  |

| <b>Accessories</b>                      |          |         |
|---|----------|---------|
| Keyboard Platform w/Mouse Surface ..... | AKP27M   | \$ 682  |
| CPU Holder (3" - 9" adjustment) .....   | ACPU3-9F | \$ 237  |
| CPU Holder (5" - 8" adjustment).....    | ACPU5-8F | \$ 155  |
| CPU Holder (3" - 5" adjustment).....    | ACPU3F   | \$ 155  |
| Table Transport .....                   | ATT3054  | \$ 1855 |
| Table Floor Mount Bracket Set.....      | AFB      | \$ 57   |



**Questions?**

800 876 2120

**Overlapping Folding Bases**  
**Quickship Program Product**  
 For Quickship specification details,  
 visit [www.versteel.com/quickship](http://www.versteel.com/quickship)

top >  
edge >

edge ordering code (radius corner) >  
or  
edge ordering code (square corner) >  
top thickness >

edge ordering code (radius corner) >  
or  
edge ordering code (square corner) >  
top thickness >

| Laminate PVC   | Laminate Wood  | Laminate Soft PVC   | Laminate Urethane/PVC   |
|--|--|---|---|
| Flat<br><br><b>LP2R</b><br>or<br><b>LP2S</b><br>1 1/4"     | Flat<br><br><b>LW2R</b><br>or<br><b>LW2S</b><br>1 1/4"     | Bumper<br><br><b>LB2R</b><br><br>1 1/4"                                     | Ergo (user side only)<br><br><b>LUPE2R</b><br>or<br><b>LUPE2S</b><br>1 1/4" |
| Fluted<br><br><b>LPF2R</b><br>or<br><b>LPF2S</b><br>1 1/4" | Fluted<br><br><b>LWF2R</b><br>or<br><b>LWF2S</b><br>1 1/4" | Reverse Bevel Acrylic<br><br><b>LMRA2R</b><br>or<br><b>LMRA2S</b><br>1 1/4" | PVC on remaining sides<br><br><br><br>1 1/4"                                |
| 1 1/4"   | 1 1/4"   | 1 1/4"  | 1 1/4"  |

| Base Style | Table Description                     | Model #                        | Product Wt |
|------------|---------------------------------------|--------------------------------|------------|
|            | 30 x 48 Fix w/FixMod                  | <b>PTTC 3048REFX XM</b>        | 87         |
|            | 30 x 48 Fix w/RemMod                  | <b>PTTC 3048REFX RM</b>        | 87         |
|            | 30 x 48 Fold  w/RemMod                | <b>PTTC 3048REFO RM</b>        | 91         |
|            | 30 x 48 Slim-Tilt w/HangMod           | <b>PTTC 3048REST HM</b>        | 99         |
|            | 30 x 48 Fix w/FixLightweightFormMod   | <b>PTTC 3048REFX XL OR XLS</b> | 87         |
|            | 30 x 48 Fix w/RemLightweightFormMod   | <b>PTTC 3048REFX RL OR RLS</b> | 87         |
|            | 30 x 48 Fold  w/RemLightweightFormMod | <b>PTTC 3048REFO RL OR RLS</b> | 91         |
|            | 30 x 48 Fix w/FixFormMod              | <b>PTTC 3048REFX XF OR XFS</b> | 87         |
|            | 30 x 60 Fix w/FixMod                  | <b>PTTC 3060REFX XM</b>        | 102        |
|            | 30 x 60 Fix w/RemMod                  | <b>PTTC 3060REFX RM</b>        | 102        |
|            | 30 x 60 Fold w/RemMod                 | <b>PTTC 3060REFD RM</b>        | 106        |
|            | 30 x 60 Fold w/FoldMod                | <b>PTTC 3060REFD FM</b>        | 106        |
|            | 30 x 60 Slim-Tilt w/HangMod           | <b>PTTC 3060REST HM</b>        | 114        |
|            | 30 x 60 Fix w/FixLightweightFormMod   | <b>PTTC 3060REFX XL OR XLS</b> | 102        |
|            | 30 x 60 Fix w/RemLightweightFormMod   | <b>PTTC 3060REFX RL OR RLS</b> | 102        |
|            | 30 x 60 Fold w/RemLightweightFormMod  | <b>PTTC 3060REFD RL OR RLS</b> | 106        |
|            | 30 x 60 Fix w/FixFormMod              | <b>PTTC 3060REFX XF OR XFS</b> | 114        |
|            | 30 x 60 Fold w/FoldFormMod            | <b>PTTC 3060REFD FF OR FFS</b> | 118        |

**Note:** Training tables are often used with lightweight computer accessories. For heavy duty applications, such as large scale computer equipment, multiple monitor mounts, etc. Versteel suggests adding a third leg or stretcher. Contact Customer Service if you have specific application concerns or questions.

**To Order, Specify...**

- 1 Model Number
- 2 Top Material
- 3 Edge Style and Thickness
- 4 Edge Color
- 5 Base Color
- 6 Additional Options



| <b>Base Options</b>                                | <b>Code</b> | <b>Price</b> |
|--|-------------|--------------|
| Assembled Folding Table .....                      | .BAF        | \$ 77        |
| Alternate Table Height 32" & Under.....            | .BAH        | \$ 100       |
| Alternate Table Height 32" & Over.....             | .BSP        | \$ call      |
| Adjustable Height, Pin (Fix/Tilt).....             | .BAP        | \$ 221       |
| Adjustable Height, Pneumatic (Fix/Tilt).....       | .BAT        | \$ 1228      |
| Bullet End Caps.....                               | .BBE        | \$ 129       |
| Casters (4), Dual Wheel Black Hard Wheel.....      | .CAS55      | \$ 171       |
| Casters (4), Dual Wheel Black Soft Wheel.....      | .CAS57      | \$ 171       |
| Mix, Dual Wheel Casters & Glides .....             | .BMD        | \$ 163       |
| Self-Leveling Glides (4).....                      | .GLD04      | \$ 49        |
| Stretcher Rail (Fix/Tilt) Finish Same as Base..... | .BTS        | \$ 243       |

| <b>Finish Options</b>       |  |        |
|-----------------------------|--|--------|
| Chrome .....                |  | \$ 165 |
| Nickel.....                 |  | \$ 223 |
| Powder Coat, Standard ..... |  | n/c    |
| Powder Coat, Premium.....   |  | \$ 165 |
| Platinum.....               |  | \$ 488 |

| <b>Top Options</b>   |       |         |
|--|-------|---------|
| Table Link (all four sides) .....  | .TLK  | \$ 251  |
| Table Link (30" ends only) .....   | .TLE  | \$ 135  |
| Special Laminate.....  | .TSP  | call    |
| Custom Cutout (per cutout) .....   | .TCC  | \$ 120  |
| Laptop Locker (each).....  | .TLA  | \$ 1375 |
| (available on fixed tables only, see page 34 in<br>All Tables Price List for additional information) |       |         |
| Electronic Lock (per locker).....  | .TLEL | \$ 359  |
| Power Unit (up to 10 lockers sequenced).....   | .TLPU | \$ 567  |
| (includes 1 key, required for electronic lock)   |       |         |

**Power + Data Options**  
Please reference the Power + Data Price List

| <b>Wire Management Options</b>                    |      |        |
|---|------|--------|
| Basket, Modesty Mount.....                        | .WBM | \$ 97  |
| Basket, Under Top Mount.....                      | .WBT | \$ 97  |
| Cable Hook Legway .....                           | .WCK | \$ 119 |
| Canvas Legway .....                               | .WCL | \$ 100 |
| Plastic Legway.....                               | .WRL | \$ 78  |
| 1 Oval Brush Grommet, Location A.....             | .WOA | \$ 97  |
| 2 Oval Brush Grommets, Location E.....            | .WOE | \$ 194 |
| 1 Oval Brush Grommet, Provide Location Print..... | .WOG | \$ 97  |
| 1 Round Grommet, Location A.....                  | .WRA | \$ 76  |
| 2 Round Grommets, Location E.....                 | .WRE | \$ 152 |
| 1 Round Grommet, Provide Location Print .....     | .WRG | \$ 76  |

| <b>Accessories</b>                      |           |         |
|---|-----------|---------|
| Keyboard Platform w/Mouse Surface ..... | .AKP27M   | \$ 682  |
| CPU Holder (3" - 9" adjustment) .....   | .ACPU3-9F | \$ 237  |
| CPU Holder (5" - 8" adjustment).....    | .ACPU5-8F | \$ 155  |
| CPU Holder (3" - 5" adjustment).....    | .ACPU3F   | \$ 155  |
| Table Transport .....                   | .ATT3054  | \$ 1855 |
| Table Floor Mount Bracket Set.....      | .AFB      | \$ 57   |



**Questions?**

800 876 2120

**Quickship Program Product**  
For Quickship specification details,  
visit [www.versteel.com/quickship](http://www.versteel.com/quickship)

top >  
edge >

edge ordering code (radius corner) >  
or  
edge ordering code (square corner) >  
top thickness >

edge ordering code (radius corner) >  
or  
edge ordering code (square corner) >  
top thickness >

| Laminate PVC   | Laminate Wood  | Laminate Soft PVC  | Laminate Urethane/PVC  |
|--|--|--|--|
| Flat<br><br><b>LP2R</b><br>or<br><b>LP2S</b><br>1 1/4"     | Flat<br><br><b>LW2R</b><br>or<br><b>LW2S</b><br>1 1/4"     | Bumper<br><br><b>LB2R</b><br><br>1 1/4"  | Ergo<br>(user side only)<br><br><b>LUPE2R</b><br>or<br><b>LUPE2S</b><br>1 1/4" |
| Fluted<br><br><b>LPF2R</b><br>or<br><b>LPF2S</b><br>1 1/4" | Fluted<br><br><b>LWF2R</b><br>or<br><b>LWF2S</b><br>1 1/4" | Reverse Bevel<br>Acrylic<br><br><b>LMRA2R</b><br>or<br><b>LMRA2S</b><br>1 1/4" | PVC on remaining sides<br><br><br><br><br><br><br><br><br><br>1 1/4"           |
| 1 1/4"   | 1 1/4"   | 1 1/4"   | 1 1/4"   |

| Base Style | Table Description                    | Model #                        | Product Wt |
|------------|--------------------------------------|--------------------------------|------------|
|            | 30 x 72 Fix w/FixMod                 | <b>PTTC 3072REFX XM</b>        | 119        |
|            | 30 x 72 Fix w/RemMod                 | <b>PTTC 3072REFX RM</b>        | 119        |
|            | 30 x 72 Fold w/RemMod                | <b>PTTC 3072REFD RM</b>        | 123        |
|            | 30 x 72 Slim-Tilt w/HangMod          | <b>PTTC 3072REST HM</b>        | 131        |
|            | 30 x 72 Fix w/FixLightweightFormMod  | <b>PTTC 3072REFX XL OR XLS</b> | 119        |
|            | 30 x 72 Fix w/RemLightweightFormMod  | <b>PTTC 3072REFX RL OR RLS</b> | 119        |
|            | 30 x 72 Fold w/RemLightweightFormMod | <b>PTTC 3072REFD RL OR RLS</b> | 123        |
|            | 30 x 72 Fix w/FixFormMod             | <b>PTTC 3072REFX XF OR XFS</b> | 133        |
|            | 30 x 84 Fix w/FixMod                 | <b>PTTC 3084REFX XM</b>        | 134        |
|            | 30 x 84 Fix w/RemMod                 | <b>PTTC 3084REFX RM</b>        | 134        |
|            | 30 x 84 Fold w/RemMod                | <b>PTTC 3084REFD RM</b>        | 138        |
|            | 30 x 84 Slim-Tilt w/HangMod          | <b>PTTC 3084REST HM</b>        | 146        |
|            | 30 x 90 Fix w/FixMod                 | <b>PTTC 3090REFX XM</b>        | 143        |
|            | 30 x 90 Fix w/RemMod                 | <b>PTTC 3090REFX RM</b>        | 143        |
|            | 30 x 90 Fold w/RemMod                | <b>PTTC 3090REFD RM</b>        | 147        |
|            | 30 x 90 Slim-Tilt w/HangMod          | <b>PTTC 3090REST HM</b>        | 155        |
|            | 30 x 96 Fix w/FixMod                 | <b>PTTC 3096REFX XM</b>        | 151        |
|            | 30 x 96 Fix w/RemMod                 | <b>PTTC 3096REFX RM</b>        | 151        |
|            | 30 x 96 Fold w/RemMod                | <b>PTTC 3096REFD RM</b>        | 155        |
|            | 30 x 96 Slim-Tilt w/HangMod          | <b>PTTC 3096REST HM</b>        | 163        |

**Note:** Training tables are often used with lightweight computer accessories. For heavy duty applications, such as large scale computer equipment, multiple monitor mounts, etc. Versteel suggests adding a third leg or stretcher. Contact Customer Service if you have specific application concerns or questions.

**To Order, Specify...**

- 1 Model Number
- 2 Top Material
- 3 Edge Style and Thickness
- 4 Edge Color
- 5 Base Color
- 6 Additional Options



| <b>Base Options</b>                                | <b>Code</b> | <b>Price</b> |
|--|-------------|--------------|
| Assembled Folding Table .....                      | BAF         | \$ 77        |
| Alternate Table Height 32" & Under.....            | BAH         | \$ 100       |
| Alternate Table Height 32" & Over.....             | BSP         | \$ call      |
| Adjustable Height, Pin (Fix/Tilt).....             | BAP         | \$ 221       |
| Adjustable Height, Pneumatic (Fix/Tilt).....       | BAT         | \$ 1228      |
| Bullet End Caps.....                               | BBE         | \$ 129       |
| Casters (4), Dual Wheel Black Hard Wheel .....     | CAS55       | \$ 171       |
| (to 72" length)                                    |             |              |
| Casters (4), Dual Wheel Black Soft Wheel .....     | CAS57       | \$ 171       |
| (to 72" length)                                    |             |              |
| Mix, Dual Wheel Casters & Glides .....             | BMD         | \$ 163       |
| Self-Leveling Glides (4).....                      | GLD04       | \$ 49        |
| Stretcher Rail (Fix/Tilt) Finish Same as Base..... | BTS         | \$ 243       |

| <b>Finish Options</b>       |  |        |
|-----------------------------|--|--------|
| Chrome .....                |  | \$ 165 |
| Nickel.....                 |  | \$ 223 |
| Powder Coat, Standard ..... |  | n/c    |
| Powder Coat, Premium.....   |  | \$ 165 |
| Platinum.....               |  | \$ 488 |

| <b>Top Options</b>   |      |         |
|--|------|---------|
| Table Link (all four sides) .....  | TLK  | \$ 251  |
| Table Link (30" ends only) .....   | TLE  | \$ 135  |
| Special Laminate.....  | TSP  | call    |
| Custom Cutout (per cutout) .....   | TCC  | \$ 120  |
| Laptop Locker (each).....  | TLA  | \$ 1375 |
| (available on fixed tables only, see page 34 in<br>All Tables Price List for additional information) |      |         |
| Electronic Lock (per locker).....  | TLEL | \$ 359  |
| Power Unit (up to 10 lockers sequenced).....   | TLPU | \$ 567  |
| (includes 1 key, required for electronic lock)   |      |         |

**Power + Data Options**  
Please reference the Power + Data Price List

| <b>Wire Management Options</b>                    |     |        |
|---|-----|--------|
| Basket, Modesty Mount.....                        | WBM | \$ 97  |
| Basket, Under Top Mount.....                      | WBT | \$ 97  |
| Cable Hook Legway .....                           | WCK | \$ 119 |
| Canvas Legway .....                               | WCL | \$ 100 |
| Plastic Legway.....                               | WRL | \$ 78  |
| 1 Oval Brush Grommet, Location A.....             | WOA | \$ 97  |
| 2 Oval Brush Grommets, Location E.....            | WOE | \$ 194 |
| 1 Oval Brush Grommet, Provide Location Print..... | WOG | \$ 97  |
| 1 Round Grommet, Location A.....                  | WRA | \$ 76  |
| 2 Round Grommets, Location E.....                 | WRE | \$ 152 |
| 1 Round Grommet, Provide Location Print .....     | WRG | \$ 76  |

| <b>Accessories</b>                      |          |         |
|---|----------|---------|
| Keyboard Platform w/Mouse Surface ..... | AKP27M   | \$ 682  |
| CPU Holder (3" - 9" adjustment) .....   | ACPU3-9F | \$ 237  |
| CPU Holder (5" - 8" adjustment).....    | ACPU5-8F | \$ 155  |
| CPU Holder (3" - 5" adjustment).....    | ACPU3F   | \$ 155  |
| Table Transport .....                   | ATT3054  | \$ 1855 |
| Table Floor Mount Bracket Set.....      | AFB      | \$ 57   |

**Training Tables**Skware  
Specifications**VERSTEEL****Tops**

Skware Training tables are available with rectangle shape tops ranging from 18" to 30" wide and 48" to 96" in length. The 1 1/4" laminate tops can be specified with several edge details.

**Bases**

Fixed and slim tilt regular T bases are all standard with nylon adjustable glides. Bases are inset from the edge of the table to allow for additional leg room.

**Modesty Panels**

All Skware training tables are standard with modesty panels. Refer to the Modesty Panel Construction Specifications page and the individual pricing pages for additional information.

**Power + Data**

To complete your specification, power and data, along with wire management options, can be added to your table. Refer to the Power + Data Price List.

**NOTE** EXCLUSIONS REGARDING EDGE THICKNESS, BASE FUNCTIONS AND HEIGHT MAY APPLY, REFER TO INDIVIDUAL PRICING PAGES FOR COMPLETE PRODUCT OFFERING



**Laminate Standard Core Construction**

The standard top construction consists of 45-50 lb particleboard, surfaced with a high pressure laminate face. A backer sheet is laminated to the underside of the top. Tops are shipped pre-drilled for field installation of bases and accessories.

**PVC Flat or Fluted Edge**



Edge of 2mm PVC hot melt banded to the top with 1/8" radius at the top and bottom. Available with 1 1/2" radius corners or square corners.



Offered in twenty-one (21) standard colors.

**Wood Flat or Fluted Edge**



Wood banding hot melt banded to the top with 1/8" radius at the top and bottom. Available with 1 1/2" radius corners or square corners.



Offered in Ash, Cherry, Maple or Walnut materials.

**Bumper Edge**



Exposed ply core banding with rubberized 5/8" width bumper in the center of profile. Corners with 1 1/2" radius are available on tables with 1 1/4" edge thickness.

Offered in black bumper standard color.

**Reverse Bevel Acrylic**



Edge of 2mm acrylic edge banding hot melt banded to MDF core. A reverse bevel is then cut into the edge exposing the MDF on the reverse bevel. The MDF is then clear coated.

**Urethane/PVC Ergo Edge (User Side)**



Edge of 1 3/4" wide molded urethane designed with a sloped ergonomic edge on one side and a 2mm PVC flat edge on the remaining sides. PVC corners are available in square or radius on 7/8" and 1 1/4" edge thicknesses.

Urethane offered in ten (10) colors with coordinating PVC colors.

**Shipping Schedule**

**Standard Items**

|                                      |           |
|--------------------------------------|-----------|
| Laminate, PVC Edge                   | 3-5 WEEKS |
| Laminate, Wood Edge                  | 3-5 WEEKS |
| Laminate, Bumper Edge                | 3-5 WEEKS |
| Laminate, Reverse Bevel Acrylic Edge | 3-5 WEEKS |
| Laminate, Urethane Edge              | 3-5 WEEKS |

Contact Versteel Customer Service for special lead time requests.

**BIFMA**

All Versteel products are constructed to pass the relevant ANSI/BIFMA standards. For more detailed specifications by series and base style, contact Versteel Customer Service at 800.876.2120.

Additional information regarding warranty, terms and conditions, shipping, care and maintenance, etc. can be found in the All Tables price list.

**Laminate Modesty, General Core Construction**

The modesty panel is constructed of  $\frac{3}{8}$ " thick, 45-50 lb. medium density particle board surfaced with high pressure laminate face on both sides. See individual styles below for panel heights per series. Modesty panel extends the length of the top and is located along the front edge of the table for maximum leg and knee clearance.

**Fixed Modesty (FixMod XM)**

The Fixed Modesty panel is mounted to the top with screws through steel brackets and must be field installed into pre-drilled positions in the top. Panel is 10" high with the following exceptions: Eliga (E1 bases) 7", Paces and Vela 8". All mounting hardware is packed with the modesty panel. Finish details match the top unless specified differently.

**Removable Modesty (RemMod RM)**

The Removable Modesty panel slides into heavy duty steel brackets that are mounted to the top. Simply tighten the handwheels to keep the modesty panel in position or loosen to remove the panel. For storage, the modesty attachment pins can be rotated 90° to prevent marring of the top surfaces. Panel is 10" high with the following exceptions: Eliga (E1 bases) 7", Paces and Vela 8". Finish details match the top unless specified differently.

**Hanging Modesty (HangMod HM)**

The hanging modesty is mounted to the top with a metal hinge that is factory installed. This mechanism pivots if the table is tilted to allow for a 90 degree slim-tilt. All hanging modesty panels are 8" high. Finish details match the top unless specified differently.

**Form Metal Modesty, General Construction**

The modesty panel is constructed with an aluminum extruded back panel and a perforated hinged steel door. There are three (3) separate unobstructed channels that allow the routing of power and data cables, with a wire exit on the back for the top and middle channel. The Form Modesty panel is 10" high and extends the length of the top. The Form Modesty panel is located along the front edge of the table for maximum leg and knee clearance. Accessory end cap trim kit available.

**NOTE** RADIUS CORNERS ARE NOT RECOMMENDED ON THE TABLE TOP WHEN A FORM MODESTY IS SPECIFIED

**Fixed Form Modesty (FixFormMod XF or XFS)**

The Fixed Form Modesty panel is mounted to the top with screws through steel brackets. The fixed modesty panel must be field installed into pre-drilled positions in the top. All mounting hardware is packed with the modesty panel. Extruded back panel is black with powder coat options for the perforated steel door. Powder coat finish on perforated door matches the base finish unless specified differently. Transparent powder coat finishes are not available. The panel will be radius with round holes when the XF model is specified and square with square holes when the XFS model is specified.

**NOTE** RADIUS CORNERS ARE NOT RECOMMENDED ON THE TABLE TOP WHEN A FORM MODESTY IS SPECIFIED



**Fixed Lightweight Form Modesty  
(FixLightweightFormMod XL or XLS)**

The Fixed Lightweight Form Modesty panel is a lightweight version of the Versteel Form Modesty. It is a formed steel perforated panel that is mounted to the top with screws through steel brackets. It must be field installed into pre-drilled positions in the top. A deep channel in the back of the panel allows for the routing of power and data cables inside of the modesty. Mounting hardware is packed with the modesty panel. Powder coat finish on the perforated panel matches the base finish unless specified differently. Transparent powder coat finishes are not available. The panel will be radius with round holes when the XF model is specified and square with square holes when the XFS model is specified.

**NOTE** RADIUS CORNERS ARE NOT RECOMMENDED ON THE TABLE TOP WHEN A FORM MODESTY IS SPECIFIED

**Removable Lightweight Form Modesty  
(RemLightweightFormMod RL or RLS)**

The Removable Lightweight Form Modesty panel slides into heavy duty steel brackets that are mounted to the top. Simply tighten the handwheels to secure the modesty in position or loosen them to remove the panel. Powder coat finish on the perforated panel matches the base finish unless specified differently. Transparent powder coat finishes are not available. The panel will be radius with round holes when the XF model is specified and square with square holes when the XFS model is specified.

**NOTE** RADIUS CORNERS ARE NOT RECOMMENDED ON THE TABLE TOP WHEN A FORM MODESTY IS SPECIFIED



## Training Tables

Skware  
How To Order

VERSTEEL

### To Order, Specify...

- 1 Model Number, include top and edge style
- 2 Top Material
  - a. Laminate manufacturer and color
  - b. Veneer species and finish color
- 3 Edge Color
- 4 Base Color
- 5 Additional Options

| base model |            |             |           |                |                  |                    | finish selections |  |   | options     |   |             |   |              |
|------------|------------|-------------|-----------|----------------|------------------|--------------------|-------------------|--|---|-------------|---|-------------|---|--------------|
| <b>ST</b>  | <b>T1</b>  | <b>2460</b> | <b>RE</b> | <b>ST</b>      | <b>RM</b>        | <b>LP2S</b>        | /                 | <b>TW 4810-60</b>                        | / | <b>CWHI</b> | / | <b>PWHI</b> | / | <b>CAS55</b> |
| series     | base style | top size    | top shape | table function | modesty function | top, edge & corner | /                 | top laminate manufacture & laminate code | / | edge color  | / | base color  | / | base options |

A **STTI 2469REST RM LP2S** is a Skware series 24" x 60" rectangle training table with slim tilt T1 bases, a removable modesty and a laminate 1 1/2" thick top with a PVC edge and square corners.

The codes **TW 4810-60 / CWHI / PWHI** specify a Wilsonart 4810-60 Titanium EV laminate, Whisper PVC edge and Whisper bases.

**CAS55** adds dual wheel black hard wheel casters.

### Model Number **STTI 2469REST RM**



### Orders may be sent via

#### Mailing Address

Versteel  
2332 Cathy Lane  
Jasper IN 47546

### Contact Versteel

Email [contact@versteel.com](mailto:contact@versteel.com)  
Phone 800 876 2120  
812 634 2120  
Fax 812 482 9318

**Laminate**

Versteel's standard offering of laminates includes over 900 laminates from Formica, Nevamar, Pionite and Wilsonart.

Laminate manufacturers change standard offerings frequently, making it possible a standard product can become unavailable. Versteel cannot be responsible for any inconvenience this may cause.

**PVC Edge Colors**

|                                |                                |
|--------------------------------|--------------------------------|
| Absolute Acajou . . . . .CABA  | Pearl . . . . .CPEA            |
| Alloy . . . . .CALY            | Platinum . . . . .CPLA         |
| Carbon . . . . .CCAR           | Pralines & Cream . . . . .CPRC |
| Champagne . . . . .CCHA        | Shadow . . . . .CSHA           |
| Coconut . . . . .CCOC          | Snow . . . . .CSNO             |
| Ebony . . . . .CEBO            | Stone . . . . .CSTO            |
| Florence Walnut . . . . .CFLW  | Storm . . . . .CSTM            |
| Fossil . . . . .CFOS           | Whisper . . . . .CWHI          |
| Graphite . . . . .CGRA         | White Linen . . . . .CWHL      |
| Grey . . . . .CGRE             |                                |
| Kensington Maple . . . . .CKEM |                                |
| Nimbus . . . . .CNIM           |                                |

**Wood Edge Species**

|                     |                     |
|---------------------|---------------------|
| Ash . . . . .A01    | Maple . . . . .M01  |
| Cherry . . . . .C01 | Walnut . . . . .W01 |

**Wood Edge Finishes**

**Ash**

|                        |                       |
|------------------------|-----------------------|
| Beach . . . . .WBEA    | Fog . . . . .WFOG     |
| Chestnut . . . . .WCHE | Pebble . . . . .WPEB  |
| Drift . . . . .WDRI    | Whisper . . . . .WWHI |
| Fawn . . . . .WFAW     |                       |

**Cherry**

|                               |                               |
|-------------------------------|-------------------------------|
| Blossom Cherry . . . . .WBLC  | Java Cherry . . . . .WJAC     |
| Cordovan Cherry . . . . .WCNC | Millwork Cherry . . . . .WMWC |
| Golden Cherry . . . . .WGNC   |                               |

**Maple**

|                             |                           |
|-----------------------------|---------------------------|
| Caramel Maple . . . . .WCMM | Sugar Maple . . . . .WSUM |
| Solar Maple . . . . .WSLM   |                           |

**Walnut**

|                               |                              |
|-------------------------------|------------------------------|
| Brighton Walnut . . . . .WBRW | Natural Walnut . . . . .WNAW |
| Espresso Walnut . . . . .WESW |                              |

**Urethane Edge Colors**

|                        |                           |
|------------------------|---------------------------|
| Alloy . . . . .UALY    | Pearl . . . . .JUPEA      |
| Ebony . . . . .UEBO    | Stone . . . . .USTO       |
| Fossil . . . . .UFOS   | Storm . . . . .USTM       |
| Graphite . . . . .UGRA | Whisper . . . . .UWHI     |
| Nimbus . . . . .UNIM   | White Linen . . . . .UWHL |

## Training Tables

Skware  
Materials + Finishes

VERSTEEL

### Studio Steel®

Versteel's "urban fabrication" process leaves the telltale signs of welding and assembly on the surface, highlighting a manufacturing aesthetic. Choosing a clear or transparent powder coat is recommended, allowing tonal striations (created as a result of extreme heat), natural textures, and the inherent qualities of raw steel to show through.

Studio Steel Process . . . . . \$165

### Powder Coat Finishes

All powder coat finishes in the Versteel offering have been formulated with the use of epoxy, polyester or epoxy and polyester blends to maximize the finish durability.

### Powder Coat Finish Options

Powder Coat – Standard . . . . . n/c  
Powder Coat – Premium (Hope) . . . . . \$165  
Powder Coat – Premium (Platinum) . . . . . \$488

### Powder Coat Colors

|                          |       |                                   |       |
|--------------------------|-------|-----------------------------------|-------|
| Alloy . . . . .          | .PALY | Mint . . . . .                    | .PMNT |
| Amethyst . . . . .       | .PAME | Navy . . . . .                    | .PNAV |
| Anthracite . . . . .     | .PANT | Nimbus . . . . .                  | .PNIM |
| Black Anodized . . . . . | .PBLA | Nutmeg . . . . .                  | .PNUT |
| Bronze . . . . .         | .PBRO | ◆ Pacific . . . . .               | .PPAC |
| Calypso . . . . .        | .PCAL | Pearl . . . . .                   | .PPEA |
| Carbon . . . . .         | .PCAR | Pebble . . . . .                  | .PPEB |
| Champagne . . . . .      | .PCHA | Ⓟ Platinum . . . . .              | .PPLA |
| Coconut . . . . .        | .PCOC | Poppy . . . . .                   | .PPOP |
| ◆ Copper . . . . .       | .PCOP | ◆ Raven . . . . .                 | .PRAV |
| Crimson . . . . .        | .PCRI | Royal . . . . .                   | .PROY |
| ◆ Crystal . . . . .      | .PCRY | Seaside . . . . .                 | .PSEA |
| Daffodil . . . . .       | .PDAF | Shipyards . . . . .               | .PSHI |
| Ebony . . . . .          | .PEBO | Silver . . . . .                  | .PSIL |
| Forest . . . . .         | .PFOR | Snow . . . . .                    | .PSNO |
| Fossil . . . . .         | .PFOS | Stone . . . . .                   | .PSTO |
| ◆ Garnet . . . . .       | .PGAR | Storm . . . . .                   | .PSTM |
| ◆ Gold . . . . .         | .PGOL | Terra Cotta . . . . .             | .PTEC |
| Graphite . . . . .       | .PGRA | Whisper . . . . .                 | .PWHI |
| Ⓟ Hope . . . . .         | .PHOP | White Linen . . . . .             | .PWHL |
| Kelly Green . . . . .    | .PKEG | Powder Coat Alternative . . . . . | .OPA  |
| ◆ Matte . . . . .        | .PMAT |                                   |       |
| Mica . . . . .           | .PMIC |                                   |       |

### Transparent Powder Coats (indicated by ◆)

Please note that the transparent characteristics of these powders allow all natural welds and textures inherent to raw steel to be visible. Not available for application on flat sheet metal surfaces found on Brattice disc bases or Form Modesty panels.

### Premium Powder Coats (indicated by Ⓟ)

Versteel's premium process uses specially formulated powder coats for a truly unique color palette.

### Chrome

Versteel applies a deep luster chrome plated finish. Chrome is the most durable finish available. Specify Chrome and add \$165 list per table.

Chrome . . . . . ECHR

**NOTE** DISC BASES ARE NOT AVAILABLE IN CHROME

### Nickel

Versteel applies a nickel plated finish with a clear coat applied for durability. Specify Nickel and add \$223 list per table.

Nickel . . . . . ENKL

**NOTE** DISC BASES ARE NOT AVAILABLE IN NICKEL

### Finish Reference & Samples

For finish color reference, please refer to our website. Contact Versteel Customer Service to receive actual color samples for color matches and final color approval.

### Special Laminate

#### Call for quotation

Specify code **TSP** (*Special Laminate*), indicate the quoted charges per table

Special laminates and patterns can be specified as an option. To specify, contact Versteel Customer Service for availability and pricing.

**NOTE** LAMINATES IN STANDARD COLORS AND TEXTURES FROM FORMICA, NEVAMAR, PIONITE AND WILSONART ARE STANDARD

**CAUTION** LAMINATE MANUFACTURERS CHANGE STANDARD OFFERINGS FREQUENTLY, MAKING IT POSSIBLE A STANDARD PRODUCT CAN BECOME UNAVAILABLE. VERSTEEL CANNOT BE RESPONSIBLE FOR ANY INCONVENIENCE THIS MAY CAUSE.

### Custom PVC Color Match

#### Call for quotation / one time charge per color, per order

Specify code **OCF** (*Custom PVC Color Match*), add cost from Versteel quotation

PVC Color Match can be the selection of a color that is available from a Versteel supplier or a new custom color developed for the order. Minimum footage requirements mean that the amount of material needed for your order will effect the cost.

For PVC Color Matching you must supply a color reference sample. Versteel will review the sample for possible existing colors available and send a sample for customer approval. If no color match exists, a custom match will be developed and sampled for customer approval before a production schedule is established.

### Custom Urethane Edge

#### Call for quotation / one time charge per color, per order

Specify code **OCU** (*Custom Urethane Color Match*), add cost from Versteel quotation

For Urethane Color Matching you must supply a color reference sample. A custom match will be developed and sampled for customer approval before a production schedule is established.

### Powder Coat Alternative

#### Call for quotation

Specify code **OPA** (*Powder Coat Alternative*), add cost from Versteel quotation

Powder Coat Alternative is available from Versteel. The entire RAL color reference along with hundreds of other color and finishes are available.

For Powder Coat Alternative matching, you must supply a color reference sample, or an RAL number. Versteel will review the sample for possible existing colors available and send a sample for customer approval. If no color match exists a custom match can be developed. Call Versteel Customer Service for associated upcharges on custom color development.

### Stain Finish Match

\$996 / one time charge per finish, per order

Specify code **OSM** (*Stain Finish Match*), add \$996.00 list per finish, per order

Alternative Stain Finishes are available for veneer and wood edged tops.

For Stain Finish Matching you must supply two 4" x 4" finish color and grain reference samples. An expertly finish matched sample will be provided for customer approval.

**NOTE** CUSTOMS OR ALTERNATIVES MAY AFFECT STANDARD PRODUCTION SCHEDULES

**Adjustable Height - Pneumatic T1 or TC Bases****\$1228 / table**

Specify code **BAT** (Adjustable Height - Pneumatic T1 or TC), add \$1228.00 list per table

Pneumatic adjustable height bases cover the most common ergonomic table heights of 26 ¾", 29" and 32" with a simple turn of a handwheel. Pneumatic height bases are designed for field serviceability, if ever needed. Available on T1 or TC fixed or tilt bases.

**ADJUSTABILITY WITH THREE PRESET TABLE HEIGHT STOPS**

|                   |       |
|-------------------|-------|
| TYPING HEIGHT     | 26 ¾" |
| STANDARD HEIGHT   | 29"   |
| WHEELCHAIR HEIGHT | 32"   |

**NOTE** FOR OTHER TABLE HEIGHT REQUIREMENTS CONTACT VERSTEEL CUSTOMER SERVICE FOR STRUCTURAL DETAILS, PRICING AND AVAILABILITY

**Alternate Table Height 32" and Under****\$100 / table**

Specify code **BAH** (Alternate Height 32" and under), indicate desired table height (32" or less), add \$100.00 list per table

Suggested typing height table is 26 ¾"  
Suggested wheelchair height table is 32"  
Suggested stand up height table is 42"

**NOTE** FOR OTHER TABLE HEIGHT REQUIREMENTS CONTACT VERSTEEL CUSTOMER SERVICE FOR STRUCTURAL DETAILS, PRICING AND AVAILABILITY

**Casters - Dual Hard Wheel****\$171 / table**

Specify code **CAS55** (Casters - Dual Hard Wheel), add \$171.00 list per table

Dual Hard Wheel, black, 2" diameter, standard locking casters are available for most base styles. Each is fitted into a reinforced caster receiver and must be specified at time of order. Caster option does not change the overall height of the table. See individual product pages for availability and ordering code.

**Mix - Dual Hard Wheel Casters & Glides****\$163 / table**

Specify code **BMD** (Mix - Dual Hard Wheel Casters & Glides), add \$163.00 list per table

Tables can be specified with dual hard wheel, black, 2" diameter, standard locking casters on half of the table, with glides on the other half. Each caster is fitted into a reinforced receiver and must be specified at time of order. Mix option does not change the overall height of the table.

**Casters - Dual Soft Wheel****\$171 / table**

Specify code **CAS57** (Casters - Dual Soft Wheel), add \$171.00 list per table

Dual Soft Wheel, black, 2" diameter, standard locking casters are available for most base styles. Each is fitted into a reinforced caster receiver and must be specified at time of order. Caster option does not change the overall height of the table. See individual product pages for availability and ordering code.

**Self-Leveling Glides****\$49 / table**

Specify code **GLD04** (Self-Leveling Glides), add \$49.00 list per table

Self-Leveling Glides replace standard glides. This option allows the table to automatically compensate up to ½" for floors that are not level. Self-leveling glides increase overall table height by ¾". See individual product pages for availability.





**Top Custom Cutout**

**\$120 / cutout**

Specify code **TCC** (Top Custom Cutout), add \$120.00 list per cutout

Top Custom Cutout requires a drawing for production and is subject to approvals.

**Table Link**

**\$251 / table**

Specify code **TLK** (Table Link), add \$251.00 list per table

Table Link is for linking Versteel table configurations in typical room situations. Table link will prevent the accidental disconnection of power supply to adjacent tables. Available on tables with PVC, 3mm Wood, Wood Square, Wood Fluted and Ergo user side edge details.



Closed end link brackets are provided for tops without bases or tables with a base that does not allow the table to stand alone.



**Table Link - Ends Only**

**\$135 / table**

Specify code **TLE** (Table Link - Ends Only), add \$135.00 list per table

Table Link is for linking Versteel table configurations in typical room situations. Specify Table Link - Ends Only when your configuration requires linking on the table ends only. Available on tables with PVC, 3mm Wood, Wood Square, Wood Fluted and Ergo user side edge details. Table Link - Ends Only is included with electrical package options. This will prevent the accidental disconnection of power supply to adjacent tables.



**Laptop Locker**

**\$1375 / locker**

\*Fixed tables only (not available on tilt, slim-tilt or folding tables)

Specify code **TLA1** (One Laptop Locker) or code **TLA2** (Two Laptop Lockers) add \$1375.00 list per Laptop Locker.

Indicate Manual Locking Keyed Individually **TMKI**, Manual Locking Keyed Alike **TMKA** or Electronic Locking **TLEL**. Add \$359.00 list per Laptop Locker when Electronic Locking is specified AND **TLPU** (Laptop Locker power unit) which is required for the electronic locking option, add \$567.00 list (Power unit sequences up to 10 lockers, includes 1 key).

The minimum table width available with Laptop Locker is 24".



The minimum table length available with Laptop Locker is 36". The maximum table length available is 96".

2 Laptop Lockers can be installed starting at a table length of 60" or greater (table subject to additional base and/or support base when more than one unit is installed in top greater than or equal to 72").

All lockers to have urethane edge on locker door and top opening. Specify Urethane color when ordering a laptop locker.

**Urethane Colors**

|                         |                            |
|-------------------------|----------------------------|
| Alloy . . . . . UALY    | Pearl . . . . . JUPEA      |
| Ebony . . . . . UEBO    | Stone . . . . . USTO       |
| Fossil . . . . . UFOS   | Storm . . . . . USTM       |
| Graphite . . . . . UGRA | Whisper . . . . . UWHI     |
| Nimbus . . . . . UNIM   | White Linen . . . . . UWHL |

**NOTE** LAPTOP LOCKER IS NOT AVAILABLE ON VENEER TOP SURFACES, WOODGRAIN OR DIRECTIONAL PATTERN LAMINATES OR TABLE WITH LIGHTWEIGHT LAMINATE CORE.

For additional questions contact Versteel Customer Service at 800.876.2120.



Questions?

800 876 2120

top >  
edge >

edge ordering code (radius corner) >  
or  
edge ordering code (square corner) >  
top thickness >

edge ordering code (radius corner) >  
or  
edge ordering code (square corner) >  
top thickness >

| Laminate PVC                                 | Laminate Wood                                | Laminate Soft PVC   | Laminate Urethane/PVC   |
|--|--|---|---|
| Flat<br><br>LP2R<br>or<br>LP2S<br>1 1/4"     | Flat<br><br>LW2R<br>or<br>LW2S<br>1 1/4"     | Bumper<br><br>LB2R<br>1 1/4"                                  | Ergo (user side only)<br><br>LUPE2R<br>or<br>LUPE2S<br>1 1/4" |
| Fluted<br><br>LPF2R<br>or<br>LPF2S<br>1 1/4" | Fluted<br><br>LWF2R<br>or<br>LWF2S<br>1 1/4" | Reverse Bevel Acrylic<br><br>LMRA2R<br>or<br>LMRA2S<br>1 1/4" | PVC on remaining sides<br>1 1/4"                              |
| 1 1/4"                                       | 1 1/4"                                       | 1 1/4"  | 1 1/4"  |

Base Style      Table Description      Model #      Product Wt



|  |                        |     |      |      |      |
|--|------------------------|-----|------|------|------|
| 18 x 48 Fix w/FixMod                       | STTT1848REFX XM        | 65  | 1468 | 2187 | 2516 |
| 18 x 48 Fix w/RemMod                       | STTT1848REFX RM        | 65  | 1507 | 2232 | 2558 |
| 18 x 48 Slim Tilt w/HangMod                | STTT1848REST HM        | 77  | 1995 | 2715 | 3041 |
| 18 x 48 Slim Tilt w/RemMod                 | STTT1848REST RM        | 77  | 1995 | 2715 | 3041 |
| 18 x 48 Fix w/FixLightweightFormMod        | STTT1848REFX XL OR XLS | 65  | 1507 | 1824 | 2558 |
| 18 x 48 Fix w/RemLightweightFormMod        | STTT1848REFX RL OR RLS | 65  | 1507 | 1824 | 2558 |
| 18 x 48 Slim Tilt w/RemLightweightForm Mod | STTT1848REST RL OR RLS | 77  | 1995 | 2308 | 3041 |
| 18 x 48 Fix w/FixFormMod                   | STTT1848REFX XF OR XFS | 65  | 1770 | 2083 | 2821 |
| 18 x 60 Fix w/FixMod                       | STTT1860REFX XM        | 76  | 1560 | 2281 | 2858 |
| 18 x 60 Fix w/RemMod                       | STTT1860REFX RM        | 76  | 1603 | 2320 | 2904 |
| 18 x 60 Slim Tilt w/HangMod                | STTT1860REST HM        | 88  | 2083 | 2806 | 3388 |
| 18 x 60 Slim Tilt w/RemMod                 | STTT1860REST RM        | 88  | 2083 | 2806 | 3388 |
| 18 x 60 Fix w/FixLightweightFormMod        | STTT1860REFX XL OR XLS | 75  | 1603 | 1962 | 2904 |
| 18 x 60 Fix w/RemLightweightFormMod        | STTT1860REFX RL OR RLS | 75  | 1603 | 1962 | 2904 |
| 18 x 60 Slim Tilt w/RemLightweightFormMod  | STTT1860REST RL OR RLS | 87  | 2083 | 2442 | 3388 |
| 18 x 60 Fix w/FixFormMod                   | STTT1860REFX XF OR XFS | 88  | 1862 | 2224 | 3163 |
| 18 x 72 Fix w/FixMod                       | STTT1872REFX XM        | 87  | 1692 | 2794 | 3207 |
| 18 x 72 Fix w/RemMod                       | STTT1872REFX RM        | 87  | 1732 | 2833 | 3253 |
| 18 x 72 Slim Tilt w/HangMod                | STTT1872REST HM        | 99  | 2217 | 3320 | 3734 |
| 18 x 72 Slim Tilt w/RemMod                 | STTT1872REST RM        | 99  | 2217 | 3320 | 3734 |
| 18 x 72 Fix w/FixLightweightFormMod        | STTT1872REFX XL OR XLS | 88  | 1732 | 2171 | 3253 |
| 18 x 72 Fix w/RemLightweightFormMod        | STTT1872REFX RL OR RLS | 88  | 1732 | 2171 | 3253 |
| 18 x 72 Slim Tilt w/RemLightweightFormMod  | STTT1872REST RL OR RLS | 100 | 2217 | 2651 | 3734 |
| 18 x 72 Fix w/FixFormMod                   | STTT1872REFX XF OR XFS | 102 | 1919 | 2355 | 3437 |

**Note:** Training tables are often used with lightweight computer accessories. For heavy duty applications, such as large scale computer equipment, multiple monitor mounts, etc., Versteel suggests adding a third leg or stretcher. Contact Customer Service if you have specific application concerns or questions.

To Order, Specify...

- 1 Model Number
- 2 Top Material
- 3 Edge Style and Thickness
- 4 Edge Color
- 5 Base Color
- 6 Additional Options



| <b>Base Options</b>                           | <b>Code</b> | <b>Price</b> |
|---|-------------|--------------|
| Alternate Table Height 32" & Under.....       | BAH         | \$ 100       |
| Alternate Table Height 32" & Over.....        | BSP         | \$ call      |
| Casters (4), Dual Wheel Black Hard Wheel..... | CAS55       | \$ 171       |
| Casters (4), Dual Wheel Black Soft Wheel..... | CAS57       | \$ 171       |
| Mix, Dual Wheel Casters & Glides.....         | BMD         | \$ 163       |
| Self-Leveling Glides (4).....                 | GLD04       | \$ 49        |
| Stretcher Rail (Fix) Finish Same as Base..... | BTS         | \$ 243       |

| <b>Finish Options</b>      |  |        |
|----------------------------|--|--------|
| Chrome.....                |  | \$ 165 |
| Nickel.....                |  | \$ 223 |
| Powder Coat, Standard..... |  | n/c    |
| Powder Coat, Premium.....  |  | \$ 165 |
| Platinum.....              |  | \$ 488 |

| <b>Top Options</b>               |     |        |
|----------------------------------|-----|--------|
| Table Link (all four sides)..... | TLK | \$ 251 |
| Table Link (18" ends only).....  | TLE | \$ 135 |
| Special Laminate.....            | TSP | call   |
| Custom Cutout (per cutout).....  | TCC | \$ 120 |

**Power + Data Options**  
Please reference the Power + Data Price List

| <b>Wire Management Options</b>                    |     |        |
|---|-----|--------|
| Basket, Modesty Mount.....                        | WBM | \$ 97  |
| Basket, Under Top Mount.....                      | WBT | \$ 97  |
| Canvas Legway.....                                | WCL | \$ 100 |
| 1 Oval Brush Grommet, Location A.....             | WOA | \$ 97  |
| 2 Oval Brush Grommets, Location E.....            | WOE | \$ 194 |
| 1 Oval Brush Grommet, Provide Location Print..... | WOG | \$ 97  |
| 1 Round Grommet, Location A.....                  | WRA | \$ 76  |
| 2 Round Grommets, Location E.....                 | WRE | \$ 152 |
| 1 Round Grommet, Provide Location Print.....      | WRG | \$ 76  |

| <b>Accessories</b>                   |          |        |
|--------------------------------------|----------|--------|
| CPU Holder (3" - 9" adjustment)..... | ACPU3-9F | \$ 237 |
| CPU Holder (5" - 8" adjustment)..... | ACPU5-8F | \$ 155 |
| CPU Holder (3" - 5" adjustment)..... | ACPU3F   | \$ 155 |
| Table Floor Mount Bracket Set.....   | AFB      | \$ 57  |



Questions?

800 876 2120

top >  
edge >

edge ordering code (radius corner) >  
or  
edge ordering code (square corner) >  
top thickness >

edge ordering code (radius corner) >  
or  
edge ordering code (square corner) >  
top thickness >  
top thickness price >

| Laminate PVC                                 | Laminate Wood                                | Laminate Soft PVC   | Laminate Urethane/PVC   |
|--|--|---|---|
| Flat<br><br>LP2R<br>or<br>LP2S<br>1 1/4"     | Flat<br><br>LW2R<br>or<br>LW2S<br>1 1/4"     | Bumper<br><br>LB2R<br>1 1/4"                                  | Ergo (user side only)<br><br>LUPE2R<br>or<br>LUPE2S<br>1 1/4" |
| Fluted<br><br>LPF2R<br>or<br>LPF2S<br>1 1/4" | Fluted<br><br>LWF2R<br>or<br>LWF2S<br>1 1/4" | Reverse Bevel Acrylic<br><br>LMRA2R<br>or<br>LMRA2S<br>1 1/4" | PVC on remaining sides<br>1 1/4"                              |
| 1 1/4"                                       | 1 1/4"                                       | 1 1/4"  | 1 1/4"  |

| Base Style | Table Description           | Model #         | Product Wt |
|------------|-----------------------------|-----------------|------------|
|            | 18 x 84 Fix w/FixMod        | STT11884REFX XM | 98         |
|            | 18 x 84 Fix w/RemMod        | STT11884REFX RM | 98         |
|            | 18 x 84 Slim Tilt w/HangMod | STT11884REST HM | 110        |
|            | 18 x 84 Slim Tilt w/RemMod  | STT11884REST RM | 110        |
|            | 18 x 90 Fix w/FixMod        | STT11890REFX XM | 104        |
|            | 18 x 90 Fix w/RemMod        | STT11890REFX RM | 104        |
|            | 18 x 90 Slim Tilt w/HangMod | STT11890REST HM | 116        |
|            | 18 x 90 Slim Tilt w/RemMod  | STT11890REST RM | 116        |
|            | 18 x 96 Fix w/FixMod        | STT11896REFX XM | 109        |
|            | 18 x 96 Fix w/RemMod        | STT11896REFX RM | 109        |
|            | 18 x 96 Slim Tilt w/HangMod | STT11896REST HM | 121        |
|            | 18 x 96 Slim Tilt w/RemMod  | STT11896REST RM | 121        |

**Note:** The price of the 84", 90" and 96" models include a stretcher rail required for additional support. Contact Customer Service if you have specific application concerns or questions.

To Order, Specify...

- 1 Model Number
- 2 Top Material
- 3 Edge Style and Thickness
- 4 Edge Color
- 5 Base Color
- 6 Additional Options



| <b>Base Options</b>                           | <b>Code</b> | <b>Price</b> |
|---|-------------|--------------|
| Alternate Table Height 32" & Under.....       | BAH         | \$ 100       |
| Alternate Table Height 32" & Over.....        | BSP         | \$ call      |
| Self-Leveling Glides (4).....                 | GLD04       | \$ 49        |
| Stretcher Rail (Fix) Finish Same as Base..... | BTS         | \$ 243       |

| <b>Finish Options</b>       |  |        |
|-----------------------------|--|--------|
| Chrome .....                |  | \$ 165 |
| Nickel.....                 |  | \$ 223 |
| Powder Coat, Standard ..... |  | n/c    |
| Powder Coat, Premium.....   |  | \$ 165 |
| Platinum.....               |  | \$ 488 |

| <b>Top Options</b>                |     |        |
|-----------------------------------|-----|--------|
| Table Link (all four sides) ..... | TLK | \$ 251 |
| Table Link (18" ends only).....   | TLE | \$ 135 |
| Special Laminate.....             | TSP | call   |
| Custom Cutout (per cutout) .....  | TCC | \$ 120 |

**Power + Data Options**  
Please reference the Power + Data Price List

| <b>Wire Management Options</b>                    |     |        |
|---|-----|--------|
| Basket, Modesty Mount.....                        | WBM | \$ 97  |
| Basket, Under Top Mount.....                      | WBT | \$ 97  |
| Canvas Legway .....                               | WCL | \$ 100 |
| 1 Oval Brush Grommet, Location A.....             | WOA | \$ 97  |
| 2 Oval Brush Grommets, Location E.....            | WOE | \$ 194 |
| 1 Oval Brush Grommet, Provide Location Print..... | WOG | \$ 97  |
| 1 Round Grommet, Location A.....                  | WRA | \$ 76  |
| 2 Round Grommets, Location E.....                 | WRE | \$ 152 |
| 1 Round Grommet, Provide Location Print .....     | WRG | \$ 76  |

| <b>Accessories</b>                    |          |        |
|---------------------------------------|----------|--------|
| CPU Holder (3" - 9" adjustment) ..... | ACPU3-9F | \$ 237 |
| CPU Holder (5" - 8" adjustment).....  | ACPU5-8F | \$ 155 |
| CPU Holder (3" - 5" adjustment).....  | ACPU3F   | \$ 155 |
| Table Floor Mount Bracket Set.....    | AFB      | \$ 57  |










Questions?

800 876 2120

top >  
edge >

edge ordering code (radius corner) >  
or  
edge ordering code (square corner) >  
top thickness >

edge ordering code (radius corner) >  
or  
edge ordering code (square corner) >  
top thickness >

| Laminate PVC   | Laminate Wood   | Laminate Soft PVC  | Laminate Urethane/PVC  |
|--|---|--|--|
| Flat<br><br><b>LP2R</b><br>or<br><b>LP2S</b><br>1 1/4"     | Flat<br><br><b>LW2R</b><br>or<br><b>LW2S</b><br>1 1/4"     | Bumper<br><br><b>LB2R</b><br><br>1 1/4"                                     | Ergo (user side only)<br><br><b>LUPE2R</b><br>or<br><b>LUPE2S</b><br>1 1/4" |
| Fluted<br><br><b>LPF2R</b><br>or<br><b>LPF2S</b><br>1 1/4" | Fluted<br><br><b>LWF2R</b><br>or<br><b>LWF2S</b><br>1 1/4" | Reverse Bevel Acrylic<br><br><b>LMRA2R</b><br>or<br><b>LMRA2S</b><br>1 1/4" | PVC on remaining sides<br><br><br><br><br><br><br><br><br><br>1 1/4"   |
| 1 1/4"   | 1 1/4"  | 1 1/4"   | 1 1/4"   |

| Base Style | Table Description | Model # | Product Wt |
|------------|-------------------|---------|------------|
|------------|-------------------|---------|------------|



T1

|   |                                |     |      |
|---|--------------------------------|-----|------|
| 20 x 48 Fix w/FixMod                      | <b>STTI 2048REFX XM</b>        | 68  | 1528 |
| 20 x 48 Fix w/RemMod                      | <b>STTI 2048REFX RM</b>        | 68  | 1571 |
| 20 x 48 Slim Tilt w/HangMod               | <b>STTI 2048REST HM</b>        | 80  | 2053 |
| 20 x 48 Slim Tilt w/RemMod                | <b>STTI 2048REST RM</b>        | 80  | 2053 |
| 20 x 48 Fix w/FixLightweightFormMod       | <b>STTI 2048REFX XL OR XLS</b> | 68  | 1571 |
| 20 x 48 Fix w/RemLightweightFormMod       | <b>STTI 2048REFX RL OR RLS</b> | 68  | 1571 |
| 20 x 48 Slim Tilt w/RemLightweightFormMod | <b>STTI 2048REST RL OR RLS</b> | 80  | 2053 |
| 20 x 48 Fix w/FixFormMod                  | <b>STTI 2048REFX XF OR XFS</b> | 68  | 1830 |
| 20 x 60 Fix w/FixMod                      | <b>STTI 2060REFX XM</b>        | 80  | 1607 |
| 20 x 60 Fix w/RemMod                      | <b>STTI 2060REFX RM</b>        | 80  | 1648 |
| 20 x 60 Slim Tilt w/HangMod               | <b>STTI 2060REST HM</b>        | 92  | 2128 |
| 20 x 60 Slim Tilt w/RemMod                | <b>STTI 2060REST RM</b>        | 92  | 2128 |
| 20 x 60 Fix w/FixLightweightFormMod       | <b>STTI 2060REFX XL OR XLS</b> | 79  | 1648 |
| 20 x 60 Fix w/RemLightweightFormMod       | <b>STTI 2060REFX RL OR RLS</b> | 79  | 1648 |
| 20 x 60 Slim Tilt w/RemLightweightFormMod | <b>STTI 2060REST RL OR RLS</b> | 91  | 2128 |
| 20 x 60 Fix w/FixFormMod                  | <b>STTI 2060REFX XF OR XFS</b> | 92  | 1911 |
| 20 x 72 Fix w/FixMod                      | <b>STTI 2072REFX XM</b>        | 92  | 1862 |
| 20 x 72 Fix w/RemMod                      | <b>STTI 2072REFX RM</b>        | 92  | 1903 |
| 20 x 72 Slim Tilt w/HangMod               | <b>STTI 2072REST HM</b>        | 104 | 2386 |
| 20 x 72 Slim Tilt w/RemMod                | <b>STTI 2072REST RM</b>        | 104 | 2386 |
| 20 x 72 Fix w/FixLightweightFormMod       | <b>STTI 2072REFX XL OR XLS</b> | 93  | 1903 |
| 20 x 72 Fix w/RemLightweightFormMod       | <b>STTI 2072REFX RL OR RLS</b> | 93  | 1903 |
| 20 x 72 Slim Tilt w/RemLightweightFormMod | <b>STTI 2072REST RL OR RLS</b> | 105 | 2386 |
| 20 x 72 Fix w/FixFormMod                  | <b>STTI 2072REFX XF OR XFS</b> | 107 | 2091 |
| 20 x 84 Fix w/FixMod                      | <b>STTI 2084REFX XM</b>        | 104 | 2295 |
| 20 x 84 Fix w/RemMod                      | <b>STTI 2084REFX RM</b>        | 104 | 2336 |
| 20 x 84 Slim Tilt w/HangMod               | <b>STTI 2084REST HM</b>        | 116 | 2819 |
| 20 x 84 Slim Tilt w/RemMod                | <b>STTI 2084REST RM</b>        | 116 | 2819 |

**Note:** Training tables are often used with lightweight computer accessories. For heavy duty applications, such as large scale computer equipment, multiple monitor mounts, etc., Versteel suggests adding a third leg or stretcher. The price of the 84", 90" and 96" models include a stretcher rail required for additional support. Contact Customer Service if you have specific application concerns or questions.

To Order, Specify...

- 1 Model Number
- 2 Top Material
- 3 Edge Style and Thickness
- 4 Edge Color
- 5 Base Color
- 6 Additional Options



| <b>Base Options</b>  | <b>Code</b> | <b>Price</b> |
|--|-------------|--------------|
| Alternate Table Height 32" & Under.....                              | BAH         | \$ 100       |
| Alternate Table Height 32" & Over.....                               | BSP         | \$ call      |
| Casters (4), Dual Wheel Black Hard Wheel .....<br>(up to 72" length) | CAS55       | \$ 171       |
| Casters (4), Dual Wheel Black Soft Wheel .....<br>(up to 72" length) | CAS57       | \$ 171       |
| Mix, Dual Wheel Casters & Glides .....                               | BMD         | \$ 163       |
| Self-Leveling Glides (4).....  | GLD04       | \$ 49        |
| Stretcher Rail (Fix) Finish Same as Base.....                        | BTS         | \$ 243       |

| <b>Finish Options</b>       |  |        |
|-----------------------------|--|--------|
| Chrome .....                |  | \$ 165 |
| Nickel.....                 |  | \$ 223 |
| Powder Coat, Standard ..... |  | n/c    |
| Powder Coat, Premium.....   |  | \$ 165 |
| Platinum.....               |  | \$ 488 |

| <b>Top Options</b>                |     |        |
|-----------------------------------|-----|--------|
| Table Link (all four sides) ..... | TLK | \$ 251 |
| Table Link (20" ends only) .....  | TLE | \$ 135 |
| Special Laminate.....             | TSP | call   |
| Custom Cutout (per cutout) .....  | TCC | \$ 120 |

**Power + Data Options**  
Please reference the Power + Data Price List

| <b>Wire Management Options</b>                    |     |        |
|---|-----|--------|
| Basket, Modesty Mount.....                        | WBM | \$ 97  |
| Basket, Under Top Mount.....                      | WBT | \$ 97  |
| Canvas Legway .....                               | WCL | \$ 100 |
| 1 Oval Brush Grommet, Location A.....             | WOA | \$ 97  |
| 2 Oval Brush Grommets, Location E .....           | WOE | \$ 194 |
| 1 Oval Brush Grommet, Provide Location Print..... | WOG | \$ 97  |
| 1 Round Grommet, Location A .....                 | WRA | \$ 76  |
| 2 Round Grommets, Location E.....                 | WRE | \$ 152 |
| 1 Round Grommet, Provide Location Print .....     | WRG | \$ 76  |

| <b>Accessories</b>                    |          |        |
|---------------------------------------|----------|--------|
| CPU Holder (3" - 9" adjustment) ..... | ACPU3-9F | \$ 237 |
| CPU Holder (5" - 8" adjustment).....  | ACPU5-8F | \$ 155 |
| CPU Holder (3" - 5" adjustment).....  | ACPU3F   | \$ 155 |
| Table Floor Mount Bracket Set.....    | AFB      | \$ 57  |










**Questions?**


800 876 2120

top >  
edge >

edge ordering code (radius corner) >  
or  
edge ordering code (square corner) >  
top thickness >

edge ordering code (radius corner) >  
or  
edge ordering code (square corner) >  
top thickness >  
top thickness price >

| Laminate PVC   | Laminate Wood   | Laminate Soft PVC  | Laminate Urethane/PVC  |
|--|---|--|--|
| Flat<br><br><b>LP2R</b><br>or<br><b>LP2S</b><br>1 1/4"     | Flat<br><br><b>LW2R</b><br>or<br><b>LW2S</b><br>1 1/4"     | Bumper<br><br><b>LB2R</b><br><br>1 1/4"                                     | Ergo (user side only)<br><br><b>LUPE2R</b><br>or<br><b>LUPE2S</b><br>1 1/4" |
| Fluted<br><br><b>LPF2R</b><br>or<br><b>LPF2S</b><br>1 1/4" | Fluted<br><br><b>LWF2R</b><br>or<br><b>LWF2S</b><br>1 1/4" | Reverse Bevel Acrylic<br><br><b>LMRA2R</b><br>or<br><b>LMRA2S</b><br>1 1/4" | PVC on remaining sides<br><br><br><br><br><br><br><br><br><br>1 1/4"   |
| 1 1/4"   | 1 1/4"  | 1 1/4"   | 1 1/4"   |

| Base Style  | Table Description           | Model #                 | Product Wt |
|---|-----------------------------|-------------------------|------------|
| <br>T1 | 20 x 90 Fix w/FixMod        | <b>STT1 2090REFX XM</b> | 110        |
|   | 20 x 90 Fix w/RemMod        | <b>STT1 2090REFX RM</b> | 110        |
|   | 20 x 90 Slim Tilt w/HangMod | <b>STT1 2090REST HM</b> | 122        |
|   | 20 x 90 Slim Tilt w/RemMod  | <b>STT1 2090REST RM</b> | 122        |
|   | 20 x 96 Fix w/FixMod        | <b>STT1 2096REFX XM</b> | 116        |
|   | 20 x 96 Fix w/RemMod        | <b>STT1 2096REFX RM</b> | 116        |
|   | 20 x 96 Slim Tilt w/HangMod | <b>STT1 2096REST HM</b> | 128        |
|   | 20 x 96 Slim Tilt w/RemMod  | <b>STT1 2096REST RM</b> | 128        |

**Note:** The price of the 90" and 96" models include a stretcher rail required for additional support, contact Customer Service if you have specific application concerns or questions.

**To Order, Specify...**

- 1 Model Number
- 2 Top Material
- 3 Edge Style and Thickness
- 4 Edge Color
- 5 Base Color
- 6 Additional Options





| <b>Base Options</b>                           | <b>Code</b> | <b>Price</b> |
|---|-------------|--------------|
| Alternate Table Height 32" & Under.....       | BAH         | \$ 100       |
| Alternate Table Height 32" & Over.....        | BSP         | \$ call      |
| Self-Leveling Glides (4).....                 | GLD04       | \$ 49        |
| Stretcher Rail (Fix) Finish Same as Base..... | BTS         | \$ 243       |

| <b>Finish Options</b>       |  |        |
|-----------------------------|--|--------|
| Chrome .....                |  | \$ 165 |
| Nickel.....                 |  | \$ 223 |
| Powder Coat, Standard ..... |  | n/c    |
| Powder Coat, Premium.....   |  | \$ 165 |
| Platinum.....               |  | \$ 488 |

| <b>Top Options</b>                |     |        |
|-----------------------------------|-----|--------|
| Table Link (all four sides) ..... | TLK | \$ 251 |
| Table Link (20" ends only) .....  | TLE | \$ 135 |
| Special Laminate.....             | TSP | call   |
| Custom Cutout (per cutout) .....  | TCC | \$ 120 |

**Power + Data Options**  
Please reference the Power + Data Price List

| <b>Wire Management Options</b>                    |     |        |
|---|-----|--------|
| Basket, Modesty Mount.....                        | WBM | \$ 97  |
| Basket, Under Top Mount.....                      | WBT | \$ 97  |
| Canvas Legway .....                               | WCL | \$ 100 |
| 1 Oval Brush Grommet, Location A.....             | WOA | \$ 97  |
| 2 Oval Brush Grommets, Location E.....            | WOE | \$ 194 |
| 1 Oval Brush Grommet, Provide Location Print..... | WOG | \$ 97  |
| 1 Round Grommet, Location A.....                  | WRA | \$ 76  |
| 2 Round Grommets, Location E.....                 | WRE | \$ 152 |
| 1 Round Grommet, Provide Location Print .....     | WRG | \$ 76  |

| <b>Accessories</b>                    |          |        |
|---------------------------------------|----------|--------|
| CPU Holder (3" - 9" adjustment) ..... | ACPU3-9F | \$ 237 |
| CPU Holder (5" - 8" adjustment).....  | ACPU5-8F | \$ 155 |
| CPU Holder (3" - 5" adjustment).....  | ACPU3F   | \$ 155 |
| Table Floor Mount Bracket Set.....    | AFB      | \$ 57  |



**Questions?**

800 876 2120

top >  
edge >

edge ordering code (radius corner) >  
or  
edge ordering code (square corner) >  
top thickness >

edge ordering code (radius corner) >  
or  
edge ordering code (square corner) >  
top thickness >  
top thickness price >

| Laminate PVC   | Laminate Wood  | Laminate Soft PVC   | Laminate Urethane/PVC   |
|--|--|---|---|
| Flat<br><br><b>LP2R</b><br>or<br><b>LP2S</b><br>1 1/4"     | Flat<br><br><b>LW2R</b><br>or<br><b>LW2S</b><br>1 1/4"     | Bumper<br><br><b>LB2R</b><br><br>1 1/4"                                     | Ergo (user side only)<br><br><b>LUPE2R</b><br>or<br><b>LUPE2S</b><br>1 1/4" |
| Fluted<br><br><b>LPF2R</b><br>or<br><b>LPF2S</b><br>1 1/4" | Fluted<br><br><b>LWF2R</b><br>or<br><b>LWF2S</b><br>1 1/4" | Reverse Bevel Acrylic<br><br><b>LMRA2R</b><br>or<br><b>LMRA2S</b><br>1 1/4" | PVC on remaining sides<br><br><br><br><br><br><br><br><br><br>1 1/4"        |
| 1 1/4"   | 1 1/4"   | 1 1/4"  | 1 1/4"  |

| Base Style | Table Description                         | Model #                        | Product Wt |
|------------|---|--------------------------------|------------|
|            | 24 x 48 Fix w/FixMod                      | <b>STTI 2448REFX XM</b>        | 76         |
|            | 24 x 48 Fix w/RemMod                      | <b>STTI 2448REFX RM</b>        | 76         |
|            | 24 x 48 Slim Tilt w/HangMod               | <b>STTI 2448REST HM</b>        | 88         |
|            | 24 x 48 Slim Tilt w/RemMod                | <b>STTI 2448REST RM</b>        | 88         |
|            | 24 x 48 Fix w/FixLightweightFormMod       | <b>STTI 2448REFX XL OR XLS</b> | 76         |
|            | 24 x 48 Fix w/RemLightweightFormMod       | <b>STTI 2448REFX RL OR RLS</b> | 76         |
|            | 24 x 48 Slim Tilt w/RemLightweightFormMod | <b>STTI 2448REST RL OR RLS</b> | 88         |
|            | 24 x 48 Fix w/FixFormMod                  | <b>STTI 2448REFX XF OR XFS</b> | 76         |
|            | 24 x 60 Fix w/FixMod                      | <b>STTI 2460REFX XM</b>        | 89         |
|            | 24 x 60 Fix w/RemMod                      | <b>STTI 2460REFX RM</b>        | 89         |
|            | 24 x 60 Slim Tilt w/HangMod               | <b>STTI 2460REST HM</b>        | 101        |
|            | 24 x 60 Slim Tilt w/RemMod                | <b>STTI 2460REST RM</b>        | 101        |
|            | 24 x 60 Fix w/FixLightweightFormMod       | <b>STTI 2460REFX XL OR XLS</b> | 88         |
|            | 24 x 60 Fix w/RemLightweightFormMod       | <b>STTI 2460REFX RS OR RLS</b> | 88         |
|            | 24 x 60 Slim Tilt w/RemLightweightFormMod | <b>STTI 2460REST RL OR RLS</b> | 100        |
|            | 24 x 60 Fix w/FixFormMod                  | <b>STTI 2460REFX XF OR XFS</b> | 101        |

**Note:** Training tables are often used with lightweight computer accessories. For heavy duty applications, such as large scale computer equipment, multiple monitor mounts, etc., Versteel suggests adding a third leg or stretcher. Contact Customer Service if you have specific application concerns or questions.

**To Order, Specify...**

- 1 Model Number
- 2 Top Material
- 3 Edge Style and Thickness
- 4 Edge Color
- 5 Base Color
- 6 Additional Options



| <b>Base Options</b>                           | <b>Code</b> | <b>Price</b> |
|---|-------------|--------------|
| Alternate Table Height 32" & Under.....       | BAH         | \$ 100       |
| Alternate Table Height 32" & Over.....        | BSP         | \$ call      |
| Casters (4), Dual Wheel Black Hard Wheel..... | CAS55       | \$ 171       |
| Casters (4), Dual Wheel Black Soft Wheel..... | CAS57       | \$ 171       |
| Mix, Dual Wheel Casters & Glides.....         | BMD         | \$ 163       |
| Self-Leveling Glides (4).....                 | GLD04       | \$ 49        |
| Stretcher Rail (Fix) Finish Same as Base..... | BTS         | \$ 243       |

| <b>Finish Options</b>      |  |        |
|----------------------------|--|--------|
| Chrome.....                |  | \$ 165 |
| Nickel.....                |  | \$ 223 |
| Powder Coat, Standard..... |  | n/c    |
| Powder Coat, Premium.....  |  | \$ 165 |
| Platinum.....              |  | \$ 488 |

| <b>Top Options</b>  |      |         |
|---|------|---------|
| Table Link (all four sides).....  | TLK  | \$ 251  |
| Table Link (24" ends only).....   | TLE  | \$ 135  |
| Special Laminate.....   | TSP  | call    |
| Custom Cutout (per cutout).....   | TCC  | \$ 120  |
| Laptop Locker (each).....   | TLA  | \$ 1375 |
| (available on fixed tables only, see page 34 in All Tables Price List for additional information) |      |         |
| Electronic Lock (per locker).....   | TLEL | \$ 359  |
| Power Unit (up to 10 lockers sequenced).....  | TLPU | \$ 567  |
| (includes 1 key, required for electronic lock)  |      |         |

**Power + Data Options**  
Please reference the Power + Data Price List

| <b>Wire Management Options</b>                    |     |        |
|---|-----|--------|
| Basket, Modesty Mount.....                        | WBM | \$ 97  |
| Basket, Under Top Mount.....                      | WBT | \$ 97  |
| Canvas Legway.....                                | WCL | \$ 100 |
| 1 Oval Brush Grommet, Location A.....             | WOA | \$ 97  |
| 2 Oval Brush Grommets, Location E.....            | WOE | \$ 194 |
| 1 Oval Brush Grommet, Provide Location Print..... | WOG | \$ 97  |
| 1 Round Grommet, Location A.....                  | WRA | \$ 76  |
| 2 Round Grommets, Location E.....                 | WRE | \$ 152 |
| 1 Round Grommet, Provide Location Print.....      | WRG | \$ 76  |

| <b>Accessories</b>                     |          |        |
|--|----------|--------|
| Keyboard Platform w/Mouse Surface..... | AKP27M   | \$ 760 |
| CPU Holder (3" - 9" adjustment).....   | ACPU3-9F | \$ 237 |
| CPU Holder (5" - 8" adjustment).....   | ACPU5-8F | \$ 155 |
| CPU Holder (3" - 5" adjustment).....   | ACPU3F   | \$ 155 |
| Table Floor Mount Bracket Set.....     | AFB      | \$ 57  |



Questions?

800 876 2120

top >  
edge >

edge ordering code (radius corner) >  
or  
edge ordering code (square corner) >  
top thickness >

edge ordering code (radius corner) >  
or  
edge ordering code (square corner) >  
top thickness >

| Laminate PVC                                 | Laminate Wood                                | Laminate Soft PVC  | Laminate Urethane/PVC  |
|--|--|--|--|
| Flat<br><br>LP2R<br>or<br>LP2S<br>1 1/4"     | Flat<br><br>LW2R<br>or<br>LW2S<br>1 1/4"     | Bumper<br><br>LB2R<br>1 1/4"                                     | Ergo<br>(user side only)<br><br>LUPE2R<br>or<br>LUPE2S<br>1 1/4" |
| Fluted<br><br>LPF2R<br>or<br>LPF2S<br>1 1/4" | Fluted<br><br>LWF2R<br>or<br>LWF2S<br>1 1/4" | Reverse Bevel<br>Acrylic<br><br>LMRA2R<br>or<br>LMRA2S<br>1 1/4" | PVC on remaining sides<br>1 1/4"                                 |
| 1 1/4"                                       | 1 1/4"                                       | 1 1/4"   | 1 1/4"   |

| Base Style | Table Description                         | Model #                 | Product Wt |
|------------|---|-------------------------|------------|
|            | 24 x 72 Fix w/FixMod                      | STTI 2472REFX XM        | 103        |
|            | 24 x 72 Fix w/RemMod                      | STTI 2472REFX RM        | 103        |
|            | 24 x 72 Slim Tilt w/HangMod               | STTI 2472REST HM        | 115        |
|            | 24 x 72 Slim Tilt w/RemMod                | STTI 2472REST RM        | 115        |
|            | 24 x 72 Fix w/FixLightweightFormMod       | STTI 2472REFX XL OR XLS | 103        |
|            | 24 x 72 Fix w/RemLightweightFormMod       | STTI 2472REFX RL OR RLS | 103        |
|            | 24 x 72 Slim Tilt w/RemLightweightFormMod | STTI 2472REST RL OR RLS | 115        |
|            | 24 x 72 Fix w/FixFormMod                  | STTI 2472REFX XF OR XFS | 118        |
|            | 24 x 84 Fix w/FixMod                      | STTI 2484REFX XM        | 116        |
|            | 24 x 84 Fix w/RemMod                      | STTI 2484REFX RM        | 116        |
|            | 24 x 84 Slim Tilt w/HangMod               | STTI 2484REST HM        | 128        |
|            | 24 x 84 Slim tilt w/RemMod                | STTI 2484REST RM        | 128        |
|            | 24 x 90 Fix w/FixMod                      | STTI 2490REFX XM        | 124        |
|            | 24 x 90 Fix w/RemMod                      | STTI 2490REFX RM        | 124        |
|            | 24 x 90 Slim Tilt w/HangMod               | STTI 2490REST HM        | 136        |
|            | 24 x 90 Slim Tilt w/RemMod                | STTI 2490REST RM        | 136        |
|            | 24 x 96 Fix w/FixMod                      | STTI 2496REFX XM        | 130        |
|            | 24 x 96 Fix w/RemMod                      | STTI 2496REFX RM        | 130        |
|            | 24 x 96 Slim Tilt w/HangMod               | STTI 2496REST HM        | 142        |
|            | 24 x 96 Slim Tilt w/RemMod                | STTI 2496REST RM        | 142        |

**Note:** Training tables are often used with lightweight computer accessories. For heavy duty applications, such as large scale computer equipment, multiple monitor mounts, etc., Versteel suggests adding a third leg or stretcher. The price of the 84", 90" and 96" models include a stretcher rail required for additional support. Contact Customer Service if you have specific application concerns or questions.

To Order, Specify...

- 1 Model Number
- 2 Top Material
- 3 Edge Style and Thickness
- 4 Edge Color
- 5 Base Color
- 6 Additional Options



| <b>Base Options</b>  | <b>Code</b> | <b>Price</b> |
|--|-------------|--------------|
| Alternate Table Height 32" & Under.....                      | BAH         | \$ 100       |
| Alternate Table Height 32" & Over.....                       | BSP         | \$ call      |
| Casters (4), Dual Wheel Black Hard Wheel .....<br>(72" only) | CAS55       | \$ 171       |
| Casters (4), Dual Wheel Black Soft Wheel .....<br>(72" only) | CAS57       | \$ 171       |
| Mix, Dual Wheel Casters & Glides .....                       | BMD         | \$ 163       |
| Self-Leveling Glides (4).....                                | GLD04       | \$ 49        |
| Stretcher Rail (Fix) Finish Same as Base.....                | BTS         | \$ 243       |

| <b>Finish Options</b>       |  |        |
|-----------------------------|--|--------|
| Chrome .....                |  | \$ 165 |
| Nickel.....                 |  | \$ 223 |
| Powder Coat, Standard ..... |  | n/c    |
| Powder Coat, Premium.....   |  | \$ 165 |
| Platinum.....               |  | \$ 488 |

| <b>Top Options</b>   |      |         |
|--|------|---------|
| Table Link (all four sides) .....  | TLK  | \$ 251  |
| Table Link (24" ends only) .....   | TLE  | \$ 135  |
| Special Laminate.....  | TSP  | call    |
| Custom Cutout (per cutout) .....   | TCC  | \$ 120  |
| Laptop Locker (each).....  | TLA  | \$ 1375 |
| <small>(available on fixed tables only, see page 34 in All Tables Price List for additional information)</small> |      |         |
| Electronic Lock (per locker).....  | TLEL | \$ 359  |
| Power Unit (up to 10 lockers sequenced) .....  | TLPU | \$ 567  |
| <small>(includes 1 key, required for electronic lock)</small>  |      |         |

**Power + Data Options**  
Please reference the Power + Data Price List

| <b>Wire Management Options</b>                    |     |        |
|---|-----|--------|
| Basket, Modesty Mount.....                        | WBM | \$ 97  |
| Basket, Under Top Mount.....                      | WBT | \$ 97  |
| Canvas Legway .....                               | WCL | \$ 100 |
| 1 Oval Brush Grommet, Location A.....             | WOA | \$ 97  |
| 2 Oval Brush Grommets, Location E.....            | WOE | \$ 194 |
| 1 Oval Brush Grommet, Provide Location Print..... | WOG | \$ 97  |
| 1 Round Grommet, Location A.....                  | WRA | \$ 76  |
| 2 Round Grommets, Location E.....                 | WRE | \$ 152 |
| 1 Round Grommet, Provide Location Print .....     | WRG | \$ 76  |

| <b>Accessories</b>                      |          |        |
|---|----------|--------|
| Keyboard Platform w/Mouse Surface ..... | AKP27M   | \$ 760 |
| CPU Holder (3" - 9" adjustment) .....   | ACPU3-9F | \$ 237 |
| CPU Holder (5" - 8" adjustment).....    | ACPU5-8F | \$ 155 |
| CPU Holder (3" - 5" adjustment).....    | ACPU3F   | \$ 155 |
| Table Floor Mount Bracket Set.....      | AFB      | \$ 57  |



**Questions?**

800 876 2120

top >  
edge >

edge ordering code (radius corner) >  
or  
edge ordering code (square corner) >  
top thickness >

edge ordering code (radius corner) >  
or  
edge ordering code (square corner) >  
top thickness >  
top thickness price >

| Laminate PVC   | Laminate Wood  | Laminate Soft PVC   | Laminate Urethane/PVC   |
|--|--|---|---|
| Flat<br><br><b>LP2R</b><br>or<br><b>LP2S</b><br>1 1/4"     | Flat<br><br><b>LW2R</b><br>or<br><b>LW2S</b><br>1 1/4"     | Bumper<br><br><b>LB2R</b><br><br>1 1/4"                                     | Ergo (user side only)<br><br><b>LUPE2R</b><br>or<br><b>LUPE2S</b><br>1 1/4" |
| Fluted<br><br><b>LPF2R</b><br>or<br><b>LPF2S</b><br>1 1/4" | Fluted<br><br><b>LWF2R</b><br>or<br><b>LWF2S</b><br>1 1/4" | Reverse Bevel Acrylic<br><br><b>LMRA2R</b><br>or<br><b>LMRA2S</b><br>1 1/4" | PVC on remaining sides<br><br><br><br><br><br><br><br><br><br>1 1/4"        |
| 1 1/4"   | 1 1/4"   | 1 1/4"  | 1 1/4"  |

| Base Style | Table Description | Model # | Product Wt |
|------------|-------------------|---------|------------|
|------------|-------------------|---------|------------|



|  |   |                                |     |
|--|---|--------------------------------|-----|
|  | 30 x 48 Fix w/FixMod                      | <b>STTI 3048REFX XM</b>        | 87  |
|  | 30 x 48 Fix w/RemMod                      | <b>STTI 3048REFX RM</b>        | 87  |
|  | 30 x 48 Slim Tilt w/HangMod               | <b>STTI 3048REST HM</b>        | 99  |
|  | 30 x 48 Slim Tilt w/RemMod                | <b>STTI 3048REST RM</b>        | 99  |
|  | 30 x 48 Fix w/FixLightweightFormMod       | <b>STTI 3048REFX XL OR XLS</b> | 87  |
|  | 30 x 48 Fix w/RemLightweightFormMod       | <b>STTI 3048REFX RL OR RLS</b> | 87  |
|  | 30 x 48 Slim Tilt w/RemLightweightFormMod | <b>STTI 3048REST RL OR RLS</b> | 99  |
|  | 30 x 48 Fix w/FixFormMod                  | <b>STTI 3048REFX XF OR XFS</b> | 87  |
|  | 30 x 60 Fix w/FixMod                      | <b>STTI 3060REFX XM</b>        | 102 |
|  | 30 x 60 Fix w/RemMod                      | <b>STTI 3060REFX RM</b>        | 102 |
|  | 30 x 60 Slim Tilt w/HangMod               | <b>STTI 3060REST HM</b>        | 114 |
|  | 30 x 60 Slim Tilt w/RemMod                | <b>STTI 3060REST RM</b>        | 114 |
|  | 30 x 60 Fix w/FixLightweightFormMod       | <b>STTI 3060REFX XL OR XLS</b> | 102 |
|  | 30 x 60 Fix w/RemLightweightFormMod       | <b>STTI 3060REFX RL OR RLS</b> | 102 |
|  | 30 x 60 Slim Tilt w/RemLightweightFormMod | <b>STTI 3060REST RL OR RLS</b> | 114 |
|  | 30 x 60 Fix w/FixFormMod                  | <b>STTI 3060REFX XF OR XFS</b> | 114 |

**Note:** Training tables are often used with lightweight computer accessories. For heavy duty applications, such as large scale computer equipment, multiple monitor mounts, etc., Versteel suggests adding a third leg or stretcher. Contact Customer Service if you have specific application concerns or questions.

**To Order, Specify...**

- 1 Model Number
- 2 Top Material
- 3 Edge Style and Thickness
- 4 Edge Color
- 5 Base Color
- 6 Additional Options



| <b>Base Options</b>                           | <b>Code</b> | <b>Price</b> |
|---|-------------|--------------|
| Alternate Table Height 32" & Under.....       | BAH         | \$ 100       |
| Alternate Table Height 32" & Over.....        | BSP         | \$ call      |
| Casters (4), Dual Wheel Black Hard Wheel..... | CAS55       | \$ 171       |
| Casters (4), Dual Wheel Black Soft Wheel..... | CAS57       | \$ 171       |
| Mix, Dual Wheel Casters & Glides.....         | BMD         | \$ 163       |
| Self-Leveling Glides (4).....                 | GLD04       | \$ 49        |
| Stretcher Rail (Fix) Finish Same as Base..... | BTS         | \$ 243       |

| <b>Finish Options</b>      |  |        |
|----------------------------|--|--------|
| Chrome.....                |  | \$ 165 |
| Nickel.....                |  | \$ 223 |
| Powder Coat, Standard..... |  | n/c    |
| Powder Coat, Premium.....  |  | \$ 165 |
| Platinum.....              |  | \$ 488 |

| <b>Top Options</b>  |      |         |
|---|------|---------|
| Table Link (all four sides).....  | TLK  | \$ 251  |
| Table Link (30" ends only).....   | TLE  | \$ 135  |
| Special Laminate.....   | TSP  | call    |
| Custom Cutout (per cutout).....   | TCC  | \$ 120  |
| Laptop Locker (each).....   | TLA  | \$ 1375 |
| (available on fixed tables only, see page 34 in All Tables Price List for additional information) |      |         |
| Electronic Lock (per locker).....   | TLEL | \$ 359  |
| Power Unit (up to 10 lockers sequenced).....  | TLPU | \$ 567  |
| (includes 1 key, required for electronic lock)  |      |         |

**Power + Data Options**  
Please reference the Power + Data Price List

| <b>Wire Management Options</b>                    |     |        |
|---|-----|--------|
| Basket, Modesty Mount.....                        | WBM | \$ 97  |
| Basket, Under Top Mount.....                      | WBT | \$ 97  |
| Canvas Legway.....                                | WCL | \$ 100 |
| 1 Oval Brush Grommet, Location A.....             | WOA | \$ 97  |
| 2 Oval Brush Grommets, Location E.....            | WOE | \$ 194 |
| 1 Oval Brush Grommet, Provide Location Print..... | WOG | \$ 97  |
| 1 Round Grommet, Location A.....                  | WRA | \$ 76  |
| 2 Round Grommets, Location E.....                 | WRE | \$ 152 |
| 1 Round Grommet, Provide Location Print.....      | WRG | \$ 76  |

| <b>Accessories</b>                     |          |        |
|--|----------|--------|
| Keyboard Platform w/Mouse Surface..... | AKP27M   | \$ 760 |
| CPU Holder (3" - 9" adjustment).....   | ACPU3-9F | \$ 237 |
| CPU Holder (5" - 8" adjustment).....   | ACPU5-8F | \$ 155 |
| CPU Holder (3" - 5" adjustment).....   | ACPU3F   | \$ 155 |
| Table Floor Mount Bracket Set.....     | AFB      | \$ 57  |



**Questions?**

800 876 2120

top >  
edge >

edge ordering code (radius corner) >  
or  
edge ordering code (square corner) >  
top thickness >

edge ordering code (radius corner) >  
or  
edge ordering code (square corner) >  
top thickness >  
top thickness price >

| Laminate PVC   | Laminate Wood  | Laminate Soft PVC   | Laminate Urethane/PVC   |
|--|--|---|---|
| Flat<br><br><b>LP2R</b><br>or<br><b>LP2S</b><br>1 1/4"     | Flat<br><br><b>LW2R</b><br>or<br><b>LW2S</b><br>1 1/4"     | Bumper<br><br><b>LB2R</b><br><br>1 1/4"                                     | Ergo (user side only)<br><br><b>LUPE2R</b><br>or<br><b>LUPE2S</b><br>1 1/4" |
| Fluted<br><br><b>LPF2R</b><br>or<br><b>LPF2S</b><br>1 1/4" | Fluted<br><br><b>LWF2R</b><br>or<br><b>LWF2S</b><br>1 1/4" | Reverse Bevel Acrylic<br><br><b>LMRA2R</b><br>or<br><b>LMRA2S</b><br>1 1/4" | PVC on remaining sides<br><br><br><br><br><br><br><br><br><br>1 1/4"        |
| 1 1/4"   | 1 1/4"   | 1 1/4"  | 1 1/4"  |

| Base Style | Table Description                         | Model #                        | Product Wt |
|------------|---|--------------------------------|------------|
| <p>T1</p>  | 30 x 72 Fix w/FixMod                      | <b>STTI 3072REFX XM</b>        | 119        |
|            | 30 x 72 Fix w/RemMod                      | <b>STTI 3072REFX RM</b>        | 119        |
|            | 30 x 72 Slim Tilt w/HangMod               | <b>STTI 3072REST HM</b>        | 131        |
|            | 30 x 72 Slim Tilt w/RemMod                | <b>STTI 3072REST RM</b>        | 131        |
|            | 30 x 72 Fix w/FixLightweightFormMod       | <b>STTI 3072REFX XL OR XLS</b> | 119        |
|            | 30 x 72 Fix w/RemLightweightFormMod       | <b>STTI 3072REFX RL OR RLS</b> | 119        |
|            | 30 x 72 Slim Tilt w/RemLightweightFormMod | <b>STTI 3072REST RL OR RLS</b> | 131        |
|            | 30 x 72 Fix w/FixFormMod                  | <b>STTI 3072REFX XF OR XFS</b> | 133        |
|            | 30 x 84 Fix w/FixMod                      | <b>STTI 3084REFX XM</b>        | 134        |
|            | 30 x 84 Fix w/RemMod                      | <b>STTI 3084REFX RM</b>        | 134        |
|            | 30 x 84 Slim Tilt w/HangMod               | <b>STTI 3084REST HM</b>        | 146        |
|            | 30 x 84 Slim Tilt w/RemMod                | <b>STTI 3084REST RM</b>        | 146        |
|            | 30 x 90 Fix w/FixMod                      | <b>STTI 3090REFX XM</b>        | 143        |
|            | 30 x 90 Fix w/RemMod                      | <b>STTI 3090REFX RM</b>        | 143        |
|            | 30 x 90 Slim Tilt w/HangMod               | <b>STTI 3090REST HM</b>        | 155        |
|            | 30 x 90 Slim Tilt w/RemMod                | <b>STTI 3090REST RM</b>        | 155        |
|            | 30 x 96 Fix w/FixMod                      | <b>STTI 3096REFX XM</b>        | 151        |
|            | 30 x 96 Fix w/RemMod                      | <b>STTI 3096REFX RM</b>        | 151        |
|            | 30 x 96 Slim Tilt w/HangMod               | <b>STTI 3096REST HM</b>        | 163        |
|            | 30 x 96 Slim Tilt w/RemMod                | <b>STTI 3096REST RM</b>        | 163        |

**Note:** Training tables are often used with lightweight computer accessories. For heavy duty applications, such as large scale computer equipment, multiple monitor mounts, etc., Versteel suggests adding a third leg or stretcher. The price of the 84", 90" and 96" models include a stretcher rail required for additional support. Contact Customer Service if you have specific application concerns or questions.

**To Order, Specify...**

- 1 Model Number
- 2 Top Material
- 3 Edge Style and Thickness
- 4 Edge Color
- 5 Base Color
- 6 Additional Options





| <b>Base Options</b>  | <b>Code</b> | <b>Price</b> |
|--|-------------|--------------|
| Alternate Table Height 32" & Under.....                      | BAH         | \$ 100       |
| Alternate Table Height 32" & Over.....                       | BSP         | \$ call      |
| Casters (4), Dual Wheel Black Hard Wheel .....<br>(72" only) | CAS55       | \$ 171       |
| Casters (4), Dual Wheel Black Soft Wheel .....<br>(72" only) | CAS57       | \$ 171       |
| Mix, Dual Wheel Casters & Glides .....                       | BMD         | \$ 163       |
| Self-Leveling Glides (4).....                                | GLD04       | \$ 49        |
| Stretcher Rail (Fix) Finish Same as Base.....                | BTS         | \$ 243       |

| <b>Finish Options</b>       |  |        |
|-----------------------------|--|--------|
| Chrome .....                |  | \$ 165 |
| Nickel.....                 |  | \$ 223 |
| Powder Coat, Standard ..... |  | n/c    |
| Powder Coat, Premium.....   |  | \$ 165 |
| Platinum.....               |  | \$ 488 |

| <b>Top Options</b>   |      |         |
|--|------|---------|
| Table Link (all four sides) .....  | TLK  | \$ 251  |
| Table Link (30" ends only) .....   | TLE  | \$ 135  |
| Special Laminate.....  | TSP  | call    |
| Custom Cutout (per cutout) .....   | TCC  | \$ 120  |
| Laptop Locker (each).....  | TLA  | \$ 1375 |
| <small>(available on fixed tables only, see page 34 in All Tables Price List for additional information)</small> |      |         |
| Electronic Lock (per locker).....  | TLEL | \$ 359  |
| Power Unit (up to 10 lockers sequenced) .....  | TLPU | \$ 567  |
| <small>(includes 1 key, required for electronic lock)</small>  |      |         |

**Power + Data Options**  
Please reference the Power + Data Price List

| <b>Wire Management Options</b>                    |     |        |
|---|-----|--------|
| Basket, Modesty Mount.....                        | WBM | \$ 97  |
| Basket, Under Top Mount.....                      | WBT | \$ 97  |
| Canvas Legway .....                               | WCL | \$ 100 |
| 1 Oval Brush Grommet, Location A.....             | WOA | \$ 97  |
| 2 Oval Brush Grommets, Location E.....            | WOE | \$ 194 |
| 1 Oval Brush Grommet, Provide Location Print..... | WOG | \$ 97  |
| 1 Round Grommet, Location A.....                  | WRA | \$ 76  |
| 2 Round Grommets, Location E.....                 | WRE | \$ 152 |
| 1 Round Grommet, Provide Location Print .....     | WRG | \$ 76  |

| <b>Accessories</b>                      |          |        |
|---|----------|--------|
| Keyboard Platform w/Mouse Surface ..... | AKP27M   | \$ 760 |
| CPU Holder (3" - 9" adjustment) .....   | ACPU3-9F | \$ 237 |
| CPU Holder (5" - 8" adjustment).....    | ACPU5-8F | \$ 155 |
| CPU Holder (3" - 5" adjustment).....    | ACPU3F   | \$ 155 |

|                                    |     |       |
|------------------------------------|-----|-------|
| Table Floor Mount Bracket Set..... | AFB | \$ 57 |
|------------------------------------|-----|-------|

**Tops**

Ty Training tables are available with rectangle shape tops ranging from 20" to 30" wide and 48" to 96" in length. The 1 1/4" laminate tops can be specified with several edge details.

**Bases**

Fixed, folding and slim-tilt bases are all standard with four locking dual wheel black casters. Bases are inset from the edge of the table to allow for additional leg room.

**Modesty Panels**

All Ty training tables are standard with modesty panels. Refer to the Modesty Panel Construction Specifications page and the individual pricing pages for additional information.

**Power + Data**

To complete your specification, power and data, along with wire management options, can be added to your table. Refer to the Power + Data Price List.

**NOTE** EXCLUSIONS REGARDING EDGE THICKNESS, BASE FUNCTIONS AND HEIGHT MAY APPLY, REFER TO INDIVIDUAL PRICING PAGES FOR COMPLETE PRODUCT OFFERING

**Laminate Standard Core Construction**

The standard top construction consists of 45-50 lb particleboard, surfaced with a high pressure laminate face. A backer sheet is laminated to the underside of the top. Tops are shipped pre-drilled for field installation of bases and accessories.

**PVC Flat or Fluted Edge**



Edge of 2mm PVC hot melt banded to the top with 1/8" radius at the top and bottom. Available with 1 1/2" radius corners or square corners.



Offered in twenty-one (21) standard colors.

**Wood Flat or Fluted Edge**



Wood banding hot melt banded to the top with 1/8" radius at the top and bottom. Available with 1 1/2" radius corners or square corners.



Offered in Ash, Cherry, Maple or Walnut materials.

**Bumper Edge**



Exposed ply core banding with rubberized 5/8" width bumper in the center of profile. Corners with 1 1/2" radius are available on tables with 1 1/4" edge thickness.

Offered in black bumper standard color.

**Reverse Bevel Acrylic**



Edge of 2mm acrylic edge banding hot melt banded to MDF core. A reverse bevel is then cut into the edge exposing the MDF on the reverse bevel. The MDF is then clear coated.

**Urethane/PVC Ergo Edge (User Side)**



Edge of 1 3/4" wide molded urethane designed with a sloped ergonomic edge on one side and a 2mm PVC flat edge on the remaining sides. PVC corners are available in square or radius on 7/8" and 1 1/4" edge thicknesses.

Urethane offered in ten (10) colors with coordinating PVC colors.

**Shipping Schedule**

**Standard Items**

|                                      |           |
|--------------------------------------|-----------|
| Laminate, PVC Edge                   | 3-5 WEEKS |
| Laminate, Wood Edge                  | 3-5 WEEKS |
| Laminate, Bumper Edge                | 3-5 WEEKS |
| Laminate, Reverse Bevel Acrylic Edge | 3-5 WEEKS |
| Laminate, Urethane Edge              | 3-5 WEEKS |

Contact Versteel Customer Service for special lead time requests.

**BIFMA**

All Versteel products are constructed to pass the relevant ANSI/BIFMA standards. For more detailed specifications by series and base style, contact Versteel Customer Service at 800.876.2120.

Additional information regarding warranty, terms and conditions, shipping, care and maintenance, etc. can be found in the All Tables price list.

**Laminate Modesty, General Core Construction**

The modesty panel is constructed of  $\frac{3}{8}$ " thick, 45-50 lb. medium density particle board surfaced with high pressure laminate face on both sides. See individual styles below for panel heights per series. Modesty panel extends the length of the top and is located along the front edge of the table for maximum leg and knee clearance.

**Fixed Modesty (FixMod XM)**

The Fixed Modesty panel is mounted to the top with screws through steel brackets and must be field installed into pre-drilled positions in the top. Panel is 10" high with the following exceptions: Eliga (E1 bases) 7", Paces and Vela 8". All mounting hardware is packed with the modesty panel. Finish details match the top unless specified differently.

**Removable Modesty (RemMod RM)**

The Removable Modesty panel slides into heavy duty steel brackets that are mounted to the top. Simply tighten the handwheels to keep the modesty panel in position or loosen to remove the panel. For storage, the modesty attachment pins can be rotated 90° to prevent marring of the top surfaces. Panel is 10" high with the following exceptions: Eliga (E1 bases) 7", Paces and Vela 8". Finish details match the top unless specified differently.

**Folding Modesty (FoldMod FM)**

The Folding Modesty panel is mounted to the top with heavy duty hinge assemblies. A sliding brace supports the modesty panel in the set-up position and also holds the modesty panel in place in the stored position. Panel is 10" high with the following exception: Vela 8". Finish details match the top unless specified differently.

**Hanging Modesty (HangMod HM)**

The hanging modesty is mounted to the top with a metal hinge that is factory installed. This mechanism pivots if the table is tilted to allow for a 90 degree slim-tilt. All hanging modesty panels are 8" high. Finish details match the top unless specified differently.

**Form Metal Modesty, General Construction**

The modesty panel is constructed with an aluminum extruded back panel and a perforated hinged steel door. There are three (3) separate unobstructed channels that allow the routing of power and data cables, with a wire exit on the back for the top and middle channel. The Form Modesty panel is 10" high and extends the length of the top. The Form Modesty panel is located along the front edge of the table for maximum leg and knee clearance. Accessory end cap trim kit available.

**NOTE** RADIUS CORNERS ARE NOT RECOMMENDED ON THE TABLE TOP WHEN A FORM MODESTY IS SPECIFIED

**Fixed Form Modesty (FixFormMod XF or XFS)**

The Fixed Form Modesty panel is mounted to the top with screws through steel brackets. The fixed modesty panel must be field installed into pre-drilled positions in the top. All mounting hardware is packed with the modesty panel. Extruded back panel is black with powder coat options for the perforated steel door. Powder coat finish on perforated door matches the base finish unless specified differently. Transparent powder coat finishes are not available. The panel will be radius with round holes when the XF model is specified and square with square holes when the XFS model is specified.

**NOTE** RADIUS CORNERS ARE NOT RECOMMENDED ON THE TABLE TOP WHEN A FORM MODESTY IS SPECIFIED

**Folding Form Modesty (FoldFormMod FF)**

The Folding Form Modesty panel is mounted to the top with heavy duty steel hinge assemblies. A sliding brace supports the modesty panel in the set-up position and also holds the modesty panel in place in the stored position. Extruded back panel is black with powder coat options for the perforated steel door. Powder coat finish on perforated door matches the base finish unless specified differently. Transparent powder coat finishes are not available. The panel will be radius with round holes when the XF model is specified and square with square holes when the XFS model is specified.

**NOTE** RADIUS CORNERS ARE NOT RECOMMENDED ON THE TABLE TOP WHEN A FORM MODESTY IS SPECIFIED



**Fixed Lightweight Form Modesty  
(FixLightweightFormMod XL or XLS)**

The Fixed Lightweight Form Modesty panel is a lightweight version of the Versteel Form Modesty. It is a formed steel perforated panel that is mounted to the top with screws through steel brackets. It must be field installed into pre-drilled positions in the top. A deep channel in the back of the panel allows for the routing of power and data cables inside of the modesty. Mounting hardware is packed with the modesty panel. Powder coat finish on the perforated panel matches the base finish unless specified differently. Transparent powder coat finishes are not available. The panel will be radius with round holes when the XF model is specified and square with square holes when the XFS model is specified.

**NOTE** RADIUS CORNERS ARE NOT RECOMMENDED ON THE TABLE TOP WHEN A FORM MODESTY IS SPECIFIED

**Removable Lightweight Form Modesty  
(RemLightweightFormMod RL or RLS)**

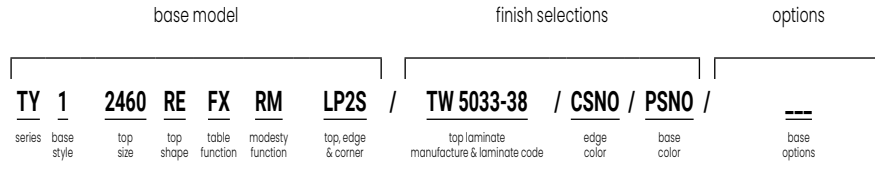
The Removable Lightweight Form Modesty panel slides into heavy duty steel brackets that are mounted to the top. Simply tighten the handwheels to secure the modesty in position or loosen them to remove the panel. Powder coat finish on the perforated panel matches the base finish unless specified differently. Transparent powder coat finishes are not available. The panel will be radius with round holes when the XF model is specified and square with square holes when the XFS model is specified.

**NOTE** RADIUS CORNERS ARE NOT RECOMMENDED ON THE TABLE TOP WHEN A FORM MODESTY IS SPECIFIED



**To Order, Specify...**

- 1 Model Number, include top and edge style
- 2 Top Material
  - a. Laminate manufacturer and color
  - b. Veneer species and finish color
- 3 Edge Color
- 4 Base Color
- 5 Additional Options



A **TY12460REFX RM LP2S** is a Ty series 24" x 60" rectangle training table with fixed bases, a removable modesty and a laminate 1 1/4" thick top with a PVC edge and square corners.

The codes **TW 5033-38 / CSNO / PSNO** specify a Wilsonart 5033-38 Handspun Pearl laminate, Snow PVC edge and Snow bases.

**Model Number TY12460REFX RM**



**Orders may be sent via**

**Mailing Address**  
Versteel  
2332 Cathy Lane  
Jasper IN 47546

**Contact Versteel**

**Email** contact@versteel.com  
**Phone** 800 876 2120  
812 634 2120  
**Fax** 812 482 9318

**Laminate**

Versteel's standard offering of laminates includes over 900 laminates from Formica, Nevamar, Pionite and Wilsonart.

Laminate manufacturers change standard offerings frequently, making it possible a standard product can become unavailable. Versteel cannot be responsible for any inconvenience this may cause.

**PVC Edge Colors**

|                            |       |                            |       |
|----------------------------|-------|----------------------------|-------|
| Absolute Acajou . . . . .  | .CABA | Pearl . . . . .            | .CPEA |
| Alloy . . . . .            | .CALY | Platinum . . . . .         | .CPLA |
| Carbon . . . . .           | .CCAR | Pralines & Cream . . . . . | .CPRC |
| Champagne . . . . .        | .CCHA | Shadow . . . . .           | .CSHA |
| Coconut . . . . .          | .CCOC | Snow . . . . .             | .CSNO |
| Ebony . . . . .            | .CEBO | Stone . . . . .            | .CSTO |
| Florence Walnut . . . . .  | .CFLW | Storm . . . . .            | .CSTM |
| Fossil . . . . .           | .CFOS | Whisper . . . . .          | .CWHI |
| Graphite . . . . .         | .CGRA | White Linen . . . . .      | .CWHL |
| Grey . . . . .             | .CGRE |                            |       |
| Kensington Maple . . . . . | .CKEM |                            |       |
| Nimbus . . . . .           | .CNIM |                            |       |

**Wood Edge Species**

|                  |      |                  |     |
|------------------|------|------------------|-----|
| Ash . . . . .    | .A01 | Maple . . . . .  | M01 |
| Cherry . . . . . | .C01 | Walnut . . . . . | W01 |

**Wood Edge Finishes**

**Ash**

|                    |       |                   |       |
|--------------------|-------|-------------------|-------|
| Beach . . . . .    | .WBEA | Fog . . . . .     | .WFOG |
| Chestnut . . . . . | .WCHE | Pebble . . . . .  | .WPEB |
| Drift . . . . .    | .WDRI | Whisper . . . . . | .WWHI |
| Fawn . . . . .     | .WFAW |                   |       |

**Cherry**

|                           |       |                           |       |
|---------------------------|-------|---------------------------|-------|
| Blossom Cherry . . . . .  | .WBLC | Java Cherry . . . . .     | .WJAC |
| Cordovan Cherry . . . . . | .WCNC | Millwork Cherry . . . . . | .WMWC |
| Golden Cherry . . . . .   | .WGNC |                           |       |

**Maple**

|                         |       |                       |       |
|-------------------------|-------|-----------------------|-------|
| Caramel Maple . . . . . | .WCMM | Sugar Maple . . . . . | .WSUM |
| Solar Maple . . . . .   | .WSLM |                       |       |

**Walnut**

|                           |       |                          |       |
|---------------------------|-------|--------------------------|-------|
| Brighton Walnut . . . . . | .WBRW | Natural Walnut . . . . . | .WNAW |
| Espresso Walnut . . . . . | .WESW |                          |       |

**Urethane Edge Colors**

|                    |       |                       |        |
|--------------------|-------|-----------------------|--------|
| Alloy . . . . .    | .UALY | Pearl . . . . .       | .JUPEA |
| Ebony . . . . .    | .UEBO | Stone . . . . .       | .USTO  |
| Fossil . . . . .   | .UFOS | Storm . . . . .       | .USTM  |
| Graphite . . . . . | .UGRA | Whisper . . . . .     | .UWHI  |
| Nimbus . . . . .   | .UNIM | White Linen . . . . . | .UWHL  |

**Studio Steel®**

Versteel's "urban fabrication" process leaves the telltale signs of welding and assembly on the surface, highlighting a manufacturing aesthetic. Choosing a clear or transparent powder coat is recommended, allowing tonal striations (created as a result of extreme heat), natural textures, and the inherent qualities of raw steel to show through.

Studio Steel Process . . . . . \$165

**Powder Coat Finishes**

All powder coat finishes in the Versteel offering have been formulated with the use of epoxy, polyester or epoxy and polyester blends to maximize the finish durability.

**Powder Coat Finish Options**

Powder Coat - Standard . . . . . n/c  
 Powder Coat - Premium (Hope) . . . . . \$165  
 Powder Coat - Premium (Platinum) . . . . . \$488

**Powder Coat Colors**

|                          |       |                           |       |
|--------------------------|-------|---------------------------|-------|
| Alloy . . . . .          | .PALY | Mint . . . . .            | .PMNT |
| Amethyst . . . . .       | .PAME | Navy . . . . .            | .PNAV |
| Anthracite . . . . .     | .PANT | Nimbus . . . . .          | .PNIM |
| Black Anodized . . . . . | .PBLA | Nutmeg . . . . .          | .PNUT |
| Bronze . . . . .         | .PBRO | ◆ Pacific . . . . .       | .PPAC |
| Calypso . . . . .        | .PCAL | Pearl . . . . .           | .PPEA |
| Carbon . . . . .         | .PCAR | Pebble . . . . .          | .PPEB |
| Champagne . . . . .      | .PCHA | Ⓟ Platinum . . . . .      | .PPLA |
| Coconut . . . . .        | .PCOC | Poppy . . . . .           | .PPOP |
| ◆ Copper . . . . .       | .PCOP | ◆ Raven . . . . .         | .PRAV |
| Crimson . . . . .        | .PCRI | Royal . . . . .           | .PROY |
| ◆ Crystal . . . . .      | .PCRY | Seaside . . . . .         | .PSEA |
| Daffodil . . . . .       | .PDAF | Shipyards . . . . .       | .PSHI |
| Ebony . . . . .          | .PEBO | Silver . . . . .          | .PSIL |
| Forest . . . . .         | .PFOR | Snow . . . . .            | .PSNO |
| Fossil . . . . .         | .PFOS | Stone . . . . .           | .PSTO |
| ◆ Garnet . . . . .       | .PGAR | Storm . . . . .           | .PSTM |
| ◆ Gold . . . . .         | .PGOL | Terra Cotta . . . . .     | .PTEC |
| Graphite . . . . .       | .PGRA | Whisper . . . . .         | .PWHI |
| Ⓟ Hope . . . . .         | .PHOP | White Linen . . . . .     | .PWHL |
| Kelly Green . . . . .    | .PKEG | Powder Coat Alternative . | .OPA  |
| ◆ Matte . . . . .        | .PMAT |                           |       |
| Mica . . . . .           | .PMIC |                           |       |

**Transparent Powder Coats (indicated by ◆)**

Please note that the transparent characteristics of these powders allow all natural welds and textures inherent to raw steel to be visible. Not available for application on flat sheet metal surfaces found on Brattice disc bases or Form Modesty panels.

**Premium Powder Coats (indicated by Ⓟ)**

Versteel's premium process uses specially formulated powder coats for a truly unique color palette.

**Chrome**

Versteel applies a deep luster chrome plated finish. Chrome is the most durable finish available. Specify Chrome and add \$406 list per table.

Chrome . . . . . ECHR

**Finish Reference & Samples**

For finish color reference, please refer to our website. Contact Versteel Customer Service to receive actual color samples for color matches and final color approval.



**Special Laminate****Call for quotation**

Specify code **TSP** (*Special Laminate*), indicate the quoted charges per table

Special laminates and patterns can be specified as an option. To specify, contact Versteel Customer Service for availability and pricing.

**NOTE** LAMINATES IN STANDARD COLORS AND TEXTURES FROM FORMICA, NEVAMAR, PIONITE AND WILSONART ARE STANDARD

**CAUTION** LAMINATE MANUFACTURERS CHANGE STANDARD OFFERINGS FREQUENTLY, MAKING IT POSSIBLE A STANDARD PRODUCT CAN BECOME UNAVAILABLE. VERSTEEL CANNOT BE RESPONSIBLE FOR ANY INCONVENIENCE THIS MAY CAUSE.

**Custom PVC Color Match****Call for quotation / one time charge per color, per order**

Specify code **OCF** (*Custom PVC Color Match*), add cost from Versteel quotation

PVC Color Match can be the selection of a color that is available from a Versteel supplier or a new custom color developed for the order. Minimum footage requirements mean that the amount of material needed for your order will effect the cost.

For PVC Color Matching you must supply a color reference sample. Versteel will review the sample for possible existing colors available and send a sample for customer approval. If no color match exists, a custom match will be developed and sampled for customer approval before a production schedule is established.

**Custom Urethane Edge****Call for quotation / one time charge per color, per order**

Specify code **OCU** (*Custom Urethane Color Match*), add cost from Versteel quotation

For Urethane Color Matching you must supply a color reference sample. A custom match will be developed and sampled for customer approval before a production schedule is established.

**Powder Coat Alternative****Call for quotation**

Specify code **OPA** (*Powder Coat Alternative*), add cost from Versteel quotation

Powder Coat Alternative is available from Versteel. The entire RAL color reference along with hundreds of other color and finishes are available.

For Powder Coat Alternative matching, you must supply a color reference sample, or an RAL number. Versteel will review the sample for possible existing colors available and send a sample for customer approval. If no color match exists a custom match can be developed. Call Versteel Customer Service for associated upcharges on custom color development.

**Stain Finish Match**

\$996 / one time charge per finish, per order

Specify code **OSM** (*Stain Finish Match*), add \$996.00 list per finish, per order

Alternative Stain Finishes are available for veneer and wood edged tops.

For Stain Finish Matching you must supply two 4" x 4" finish color and grain reference samples. An expertly finish matched sample will be provided for customer approval.

**NOTE** CUSTOMS OR ALTERNATIVES MAY AFFECT STANDARD PRODUCTION SCHEDULES

**Alternate Table Height 32" and Under**

**\$100 / table**

Specify code **BAH** (Alternate Height 32" and under), indicate desired table height (32" or less), add \$100.00 list per table

Suggested typing height table is 26 3/4"  
Suggested wheelchair height table is 32"  
Suggested stand up height table is 42"

**NOTE** FOR OTHER TABLE HEIGHT REQUIREMENTS CONTACT VERSTEEL CUSTOMER SERVICE FOR STRUCTURAL DETAILS, PRICING AND AVAILABILITY

**Stretcher Rail**

**\$243 / table**

Specify code **BTS** (Stretcher Rail), required finish selection\_, add \$243.00 list per table

Available for T1 style, fixed and slim tilt bases to increase table rigidity. Necessary tools are provided to install the stretcher.

**NOTE** A STRETCHER IS NOT A RETROFIT ITEM, IT MUST BE SPECIFIED AT TIME OF ORDER

**Top Custom Cutout**

**\$120 / cutout**

Specify code **TCC** (Top Custom Cutout), add \$120.00 list per cutout

Top Custom Cutout requires a drawing for production and is subject to approvals.

**Table Link**

**\$251 / table**

Specify code **TLK** (Table Link), add \$251.00 list per table

Table Link is for linking Versteel table configurations in typical room situations. Table link will prevent the accidental disconnection of power supply to adjacent tables. Available on tables with PVC, 3mm Wood, Wood Square, Wood Fluted and Ergo user side edge details.



Closed end link brackets are provided for tops without bases or tables with a base that does not allow the table to stand alone.



**Table Link - Ends Only**

**\$135 / table**

Specify code **TLE** (Table Link - Ends Only), add \$135.00 list per table

Table Link is for linking Versteel table configurations in typical room situations. Specify Table Link - Ends Only when your configuration requires linking on the table ends only. Available on tables with PVC, 3mm Wood, Wood Square, Wood Fluted and Ergo user side edge details. Table Link - Ends Only is included with electrical package options. This will prevent the accidental disconnection of power supply to adjacent tables.



**Laptop Locker**

**\$1375 / locker**

\*Fixed tables only (not available on tilt, slim-tilt or folding tables)

Specify code **TLA1** (One Laptop Locker) or code **TLA2** (Two Laptop Lockers) add \$1375.00 list per Laptop Locker.

Indicate Manual Locking Keyed Individually **TMKI**, Manual Locking Keyed Alike **TMKA** or Electronic Locking **TLEL**. Add \$359.00 list per Laptop Locker when Electronic Locking is specified AND **TLP** (Laptop Locker power unit) which is required for the electronic locking option, add \$557.00 list (Power unit sequences up to 10 lockers, includes 1 key).

The minimum table width available with Laptop Locker is 24".



The minimum table length available with Laptop Locker is 36". The maximum table length available is 96".

2 Laptop Lockers can be installed starting at a table length of 60" or greater (table subject to additional base and/or support base when more than one unit is installed in top greater than or equal to 72").

All lockers to have urethane edge on locker door and top opening. Specify Urethane color when ordering a laptop locker.

**Urethane Colors**

|                         |                            |
|-------------------------|----------------------------|
| Alloy . . . . . UALY    | Pearl . . . . . JUPEA      |
| Ebony . . . . . UEBO    | Stone . . . . . USTO       |
| Fossil . . . . . UFOS   | Storm . . . . . USTM       |
| Graphite . . . . . UGRA | Whisper . . . . . UWHI     |
| Nimbus . . . . . UNIM   | White Linen . . . . . UWHL |

**NOTE** LAPTOP LOCKER IS NOT AVAILABLE ON VENEER TOP SURFACES, WOODGRAIN OR DIRECTIONAL PATTERN LAMINATES OR TABLE WITH LIGHTWEIGHT LAMINATE CORE.

For additional questions contact Versteel Customer Service at 800.876.2120.





Questions?

800 876 2120

Overlapping Folding Bases

top >  
edge >  
  
edge ordering code (radius corner) >  
or  
edge ordering code (square corner) >  
top thickness >

edge ordering code (radius corner) >  
or  
edge ordering code (square corner) >  
top thickness >

| Laminate PVC                                 | Laminate Wood                                | Laminate Soft PVC            | Laminate Urethane/PVC   |
|--|--|------------------------------|---|
| Flat<br><br>LP2R<br>or<br>LP2S<br>1 1/4"     | Flat<br><br>LW2R<br>or<br>LW2S<br>1 1/4"     | Bumper<br><br>LB2R<br>1 1/4" | Ergo (user side only)<br><br>LUPE2R<br>or<br>LUPE2S<br>1 1/4" |
| Fluted<br><br>LPF2R<br>or<br>LPF2S<br>1 1/4" | Fluted<br><br>LWF2R<br>or<br>LWF2S<br>1 1/4" |                              | PVC on remaining sides<br>1 1/4"                              |
| 1 1/4"                                       | 1 1/4"                                       | 1 1/4"                       | 1 1/4"  |

| Base Style   | Table Description                         | Model #                | Product Wt |
|--|---|------------------------|------------|
| <p>1</p>   | 20 x 48 Fix w/FixMod                      | TY1 2048REFX XM        | 68         |
|  | 20 x 48 Fix w/RemMod                      | TY1 2048REFX RM        | 68         |
|  | 20 x 48 Fold w/RemMod                     | TY1 2048REFO RM        | 70         |
|  | 20 x 48 Slim-Tilt w/Hang Mod              | TY1 2048REST HM        | 80         |
|  | 20 x 48 Slim-Tilt w/RemMod                | TY1 2048REST RM        | 80         |
|  | 20 x 48 Fix w/FixLightweightFormMod       | TY1 2048REFX XL OR XLS | 68         |
|  | 20 x 48 Fix w/RemLightweightFormMod       | TY1 2048REFX RL OR RLS | 68         |
|  | 20 x 48 Fold w/RemLightweightFormMod      | TY1 2048REFO RL OR RLS | 70         |
|  | 20 x 48 Slim-Tilt w/RemLightweightFormMod | TY1 2048REST RL OR RLS | 80         |
|  | 20 x 48 Fix w/FixFormMod                  | TY1 2048REFX XF OR XFS | 68         |
|  | 20 x 60 Fix w/FixMod                      | TY1 2060REFX XM        | 80         |
|  | 20 x 60 Fix w/RemMod                      | TY1 2060REFX RM        | 80         |
|  | 20 x 60 Fold w/RemMod                     | TY1 2060REFD RM        | 82         |
|  | 20x 60 Fold w/FoldMod                     | TY1 2060REFD FM        | 83         |
|  | 20 x 60 Slim-Tilt w/HangMod               | TY1 2060REST HM        | 92         |
|  | 20 x 60 Slim-Tilt w/RemMod                | TY1 2060REST RM        | 92         |
|  | 20 x 60 Fix w/FixLightweightFormMod       | TY1 2060REFX XL OR XLS | 79         |
|  | 20 x 60 Fix w/RemLightweightFormMod       | TY1 2060REFX RL OR RLS | 79         |
|  | 20 x 60 Fold w/RemLightweightFormMod      | TY1 2060REFD RL OR RLS | 81         |
|  | 20 x 60 Slim-Tilt w/RemLightweightFormMod | TY1 2060REST RL OR RLS | 91         |
| 20 x 60 Fix w/FixFormMod   | TY1 2060REFX XF OR XFS                    | 92                     |            |
| 20 x 60 Fold w/FoldFormMod   | TY1 2060REFD FF OR FFS                    | 93                     |            |
| <p><b>Note:</b> Training tables are often used with lightweight computer accessories. For heavy duty applications, such as large scale computer equipment, multiple monitor mounts, etc., Versteel suggests adding a third leg or stretcher. The price of the 84", 90" and 96" models include a stretcher rail required for additional support. Contact Customer Service if you have specific application concerns or questions.</p> | 20 x 72 Fix w/FixMod                      | TY1 2072REFX XM        | 92         |
|  | 20 x 72 Fix w/RemMod                      | TY1 2072REFX RM        | 92         |
|  | 20 x 72 Fold w/RemMod                     | TY1 2072REFD RM        | 94         |
|  | 20 x 72 Slim-Tilt w/HangMod               | TY1 2072REST HM        | 104        |
|  | 20 x 72 Slim-Tilt w/RemMod                | TY1 2072REST RM        | 104        |
|  | 20 x 72 Fix w/FixLightweightFormMod       | TY1 2072REFX XL OR XLS | 93         |
|  | 20 x 72 Fix w/RemLightweightFormMod       | TY1 2072REFX RL OR RLS | 93         |
|  | 20 x 72 Fold w/RemLightweightFormMod      | TY1 2072REFD RL OR RLS | 95         |
|  | 20 x 72 Slim-Tilt w/RemLightweightFormMod | TY1 2072REST RL OR RLS | 105        |
|  | 20 x 72 Fix w/FixFormMod                  | TY1 2072REFX XF OR FFS | 107        |

To Order, Specify...

- 1 Model Number
- 2 Top Material
- 3 Edge Style and Thickness
- 4 Edge Color
- 5 Base Color
- 6 Additional Options



**Base Options**

|  | <b>Code</b> | <b>Price</b> |
|--|-------------|--------------|
| Alternate Table Height 32" & Under.....            | BAH         | \$ 100       |
| Alternate Table Height 32" & Over.....             | BSP         | \$ call      |
| Base Glides (subtract \$30 list per table).....    | GLD02       | \$ -30       |
| Stretcher Rail (Fix/tilt) Finish Same as Base..... | BTS         | \$ 243       |

**Finish Options**

|                            |        |
|----------------------------|--------|
| Chrome.....                | \$ 406 |
| Powder Coat, Standard..... | n/c    |
| Powder Coat, Premium.....  | \$ 165 |
| Platinum.....              | \$ 488 |

**Top Options**

|   |      |         |
|---|------|---------|
| Table Link (all four sides).....  | TLK  | \$ 251  |
| Table Link (20" ends only).....   | TLE  | \$ 135  |
| Special Laminate.....   | TSP  | call    |
| Custom Cutout (per cutout).....   | TCC  | \$ 120  |
| Laptop Locker (each).....   | TLA  | \$ 1375 |
| (available on fixed tables only, see page 34 in All Tables Price List for additional information) |      |         |
| Electronic Lock (per locker).....   | TELE | \$ 359  |
| Power Unit (up to 10 lockers sequenced).....  | TLPU | \$ 567  |
| (includes 1 key, required for electronic lock)  |      |         |

**Power + Data Options**

Please reference the Power + Data Price List

**Wire Management Options**

|   |     |        |
|---|-----|--------|
| Basket, Modesty Mount.....                        | WBM | \$ 97  |
| Basket, Under Top Mount.....                      | WBT | \$ 97  |
| Cable Hook Legway.....                            | WCK | \$ 119 |
| 1 Oval Brush Grommet, Location A.....             | WOA | \$ 97  |
| 2 Oval Brush Grommets, Location E.....            | WOE | \$ 194 |
| 1 Oval Brush Grommet, Provide Location Print..... | WOG | \$ 97  |
| 1 Round Grommet, Location A.....                  | WRA | \$ 76  |
| 2 Round Grommets, Location E.....                 | WRE | \$ 152 |
| 1 Round Grommet, Provide Location Print.....      | WRG | \$ 76  |

**Accessories**

|  |          |        |
|--|----------|--------|
| Keyboard Platform w/Mouse Surface..... | AKP27M   | \$ 760 |
| CPU Holder (3" - 9" adjustment).....   | ACPU3-9F | \$ 237 |
| CPU Holder (5" - 8" adjustment).....   | ACPU5-8F | \$ 155 |
| CPU Holder (3" - 5" adjustment).....   | ACPU3F   | \$ 155 |
| Table Floor Mount Bracket Set.....     | AFB      | \$ 57  |



Questions?

800 876 2120

top >  
edge >

edge ordering code (radius corner) >  
or  
edge ordering code (square corner) >  
top thickness >

edge ordering code (radius corner) >  
or  
edge ordering code (square corner) >  
top thickness >

| Laminate PVC                                 | Laminate Wood                                | Laminate Soft PVC            | Laminate Urethane/PVC   |
|--|--|------------------------------|---|
| Flat<br><br>LP2R<br>or<br>LP2S<br>1 1/4"     | Flat<br><br>LW2R<br>or<br>LW2S<br>1 1/4"     | Bumper<br><br>LB2R<br>1 1/4" | Ergo (user side only)<br><br>LUPE2R<br>or<br>LUPE2S<br>1 1/4" |
| Fluted<br><br>LPF2R<br>or<br>LPF2S<br>1 1/4" | Fluted<br><br>LWF2R<br>or<br>LWF2S<br>1 1/4" |                              | PVC on remaining sides<br>1 1/4"                              |
| 1 1/4"                                       | 1 1/4"                                       | 1 1/4"                       | 1 1/4"  |

Base Style      Table Description      Model #      Product Wt



|                             |                 |     |      |      |      |
|-----------------------------|-----------------|-----|------|------|------|
| 20 x 84 Fix w/FixMod        | TYI 2084REFX XM | 104 | 1984 | 3463 | 3908 |
| 20 x 84 Fix w/RemMod        | TYI 2084REFX RM | 104 | 2019 | 3502 | 3947 |
| 20 x 84 Fold w/RemMod       | TYI 2084REFD RM | 105 | 2440 | 3920 | 4366 |
| 20 x 84 Slim-Tilt w/HangMod | TYI 2084REST HM | 116 | 2366 | 3846 | 4289 |
| 20 x 84 Slim-Tilt w/RemMod  | TYI 2084REST RM | 116 | 2366 | 3846 | 4289 |
| 20 x 90 Fix w/FixMod        | TYI 2090REFX XM | 110 | 2223 | 3813 | 4524 |
| 20 x 90 Fix w/RemMod        | TYI 2090REFX RM | 110 | 2260 | 3852 | 4561 |
| 20 x 90 Fold w/RemMod       | TYI 2090REFD RM | 112 | 2678 | 4273 | 4984 |
| 20 x 90 Slim-Tilt w/HangMod | TYI 2090REST HM | 122 | 2606 | 4199 | 4908 |
| 20 x 90 Slim-Tilt w/RemMod  | TYI 2090REST RM | 122 | 2606 | 4199 | 4908 |
| 20 x 96 Fix w/FixMod        | TYI 2096REFX XM | 116 | 2223 | 3813 | 4524 |
| 20 x 96 Fix w/RemMod        | TYI 2096REFX RM | 116 | 2260 | 3852 | 4561 |
| 20 x 96 Fold w/RemMod       | TYI 2096REFD RM | 118 | 2678 | 4273 | 4984 |
| 20 x 96 Slim-Tilt w/HangMod | TYI 2096REST HM | 128 | 2606 | 4199 | 4908 |
| 20 x 96 Slim-Tilt w/RemMod  | TYI 2096REST RM | 128 | 2606 | 4199 | 4908 |

**Note:** Training tables are often used with lightweight computer accessories. For heavy duty applications, such as large scale computer equipment, multiple monitor mounts, etc., Versteel suggests adding a third leg or stretcher. The price of the 84", 90" and 96" models include a stretcher rail required for additional support. Contact Customer Service if you have specific application concerns or questions.

To Order, Specify...

- 1 Model Number
- 2 Top Material
- 3 Edge Style and Thickness
- 4 Edge Color
- 5 Base Color
- 6 Additional Options



| <b>Base Options</b>                              | <b>Code</b> | <b>Price</b> |
|--|-------------|--------------|
| Alternate Table Height 32" & Under.....          | BAH         | \$ 100       |
| Alternate Table Height 32" & Over.....           | BSP         | \$ call      |
| Base Glides (subtract \$30 list per table) ..... | GLD02       | \$ -30       |

| <b>Finish Options</b>       |  |        |
|-----------------------------|--|--------|
| Chrome .....                |  | \$ 406 |
| Powder Coat, Standard ..... |  | n/c    |
| Powder Coat, Premium.....   |  | \$ 165 |
| Platinum.....               |  | \$ 488 |

| <b>Top Options</b>  |      |         |
|---|------|---------|
| Table Link (all four sides) .....   | TLK  | \$ 251  |
| Table Link (20" ends only) .....  | TLE  | \$ 135  |
| Special Laminate.....   | TSP  | call    |
| Custom Cutout (per cutout) .....  | TCC  | \$ 120  |
| Laptop Locker (each).....   | TLA  | \$ 1375 |
| (available on fixed tables only, see page 34 in All Tables Price List for additional information) |      |         |
| Electronic Lock (per locker).....   | TLEL | \$ 359  |
| Power Unit (up to 10 lockers sequenced).....  | TLPU | \$ 567  |
| (includes 1 key, required for electronic lock)  |      |         |

**Power + Data Options**  
Please reference the Power + Data Price List

| <b>Wire Management Options</b>                    |     |        |
|---|-----|--------|
| Basket, Modesty Mount.....                        | WBM | \$ 97  |
| Basket, Under Top Mount.....                      | WBT | \$ 97  |
| Cable Hook Legway .....                           | WCK | \$ 119 |
| 1 Oval Brush Grommet, Location A.....             | WOA | \$ 97  |
| 2 Oval Brush Grommets, Location E.....            | WOE | \$ 194 |
| 1 Oval Brush Grommet, Provide Location Print..... | WOG | \$ 97  |
| 1 Round Grommet, Location A.....                  | WRA | \$ 76  |
| 2 Round Grommets, Location E.....                 | WRE | \$ 152 |
| 1 Round Grommet, Provide Location Print .....     | WRG | \$ 76  |

| <b>Accessories</b>                      |          |        |
|---|----------|--------|
| Keyboard Platform w/Mouse Surface ..... | AKP27M   | \$ 760 |
| CPU Holder (3" - 9" adjustment) .....   | ACPU3-9F | \$ 237 |
| CPU Holder (5" - 8" adjustment).....    | ACPU5-8F | \$ 155 |
| CPU Holder (3" - 5" adjustment).....    | ACPU3F   | \$ 155 |
| Table Floor Mount Bracket Set.....      | AFB      | \$ 57  |



Questions?

800 876 2120

Overlapping Folding Bases

top >  
edge >

edge ordering code (radius corner) >  
or  
edge ordering code (square corner) >  
top thickness >

edge ordering code (radius corner) >  
or  
edge ordering code (square corner) >  
top thickness >

| Laminate PVC                                 | Laminate Wood                                | Laminate Soft PVC            | Laminate Urethane/PVC   |
|--|--|------------------------------|---|
| Flat<br><br>LP2R<br>or<br>LP2S<br>1 1/4"     | Flat<br><br>LW2R<br>or<br>LW2S<br>1 1/4"     | Bumper<br><br>LB2R<br>1 1/4" | Ergo (user side only)<br><br>LUPE2R<br>or<br>LUPE2S<br>1 1/4" |
| Fluted<br><br>LPF2R<br>or<br>LPF2S<br>1 1/4" | Fluted<br><br>LWF2R<br>or<br>LWF2S<br>1 1/4" |                              | PVC on remaining sides<br>1 1/4"                              |
| 1 1/4"                                       | 1 1/4"                                       | 1 1/4"                       | 1 1/4"  |

| Base Style                 | Table Description  | Model #                | Product Wt |
|----------------------------|--|------------------------|------------|
|                            | 24 x 48 Fix w/FixMod   | TYI 2448REFX XM        | 76         |
|                            | 24 x 48 Fix w/RemMod   | TYI 2448REFX RM        | 76         |
|                            | 24 x 48 Fold <input checked="" type="checkbox"/> w/RemMod                | TYI 2448REFO RM        | 80         |
|                            | 24 x 48 Slim-Tilt w/HangMod  | TYI 2448REST HM        | 88         |
|                            | 24 x 48 Slim-Tilt w/RemMod   | TYI 2448REST RM        | 88         |
|                            | 24 x 48 Fix w/FixLightweightFormMod                                      | TYI 2448REFX XL OR XLS | 76         |
|                            | 24 x 48 Fix w/RemLightweightFormMod                                      | TYI 2448REFX RL OR RLS | 76         |
|                            | 24 x 48 Fold <input checked="" type="checkbox"/> w/RemLightweightFormMod | TYI 2448REFO RL OR RLS | 80         |
|                            | 24 x 48 Slim-Tilt w/RemLightweightFormMod                                | TYI 2448REST RL OR RLS | 88         |
|                            | 24 x 48 Fix w/FixFormMod   | TYI 2448REFX XF OR XFS | 76         |
|                            | 24 x 60 Fix w/FixMod   | TYI 2460REFX XM        | 89         |
|                            | 24 x 60 Fix w/RemMod   | TYI 2460REFX RM        | 89         |
|                            | 24 x 60 Fold w/RemMod  | TYI 2460REFD RM        | 93         |
|                            | 24 x 60 Fold w/FoldMod   | TYI 2460REFD FM        | 93         |
|                            | 24 x 60 Slim-Tilt w/HangMod  | TYI 2460REST HM        | 101        |
|                            | 24 x 60 Slim-Tilt w/RemMod   | TYI 2460REST RM        | 101        |
|                            | 24 x 60 Fix w/FixLightweightFormMod                                      | TYI 2460REFX XL OR XLS | 88         |
|                            | 24 x 60 Fix w/RemLightweightFormMod                                      | TYI 2460REFX RL OR RLS | 88         |
|                            | 24 x 60 Fold w/RemLightweightFormMod                                     | TYI 2460REFD RL OR RLS | 92         |
|                            | 24 x 60 Slim-Tilt w/RemLightweightFormMod                                | TYI 2460REST RL OR RLS | 100        |
| 24 x 60 Fix w/FixFormMod   | TYI 2460REFX XF OR XFS   | 101                    |            |
| 24 x 60 Fold w/FoldFormMod | TYI 2460REFD FF OR FFS   | 105                    |            |

**Note:** Training tables are often used with lightweight computer accessories. For heavy duty applications, such as large scale computer equipment, multiple monitor mounts, etc., Versteel suggests adding a third leg or stretcher. The price of the 84", 90" and 96" models include a stretcher rail required for additional support. Contact Customer Service if you have specific application concerns or questions.

To Order, Specify...

- 1 Model Number
- 2 Top Material
- 3 Edge Style and Thickness
- 4 Edge Color
- 5 Base Color
- 6 Additional Options





| <b>Base Options</b>                             | <b>Code</b> | <b>Price</b> |
|---|-------------|--------------|
| Alternate Table Height 32" & Under.....         | BAH         | \$ 100       |
| Alternate Table Height 32" & Over.....          | BSP         | \$ call      |
| Base Glides (subtract \$30 list per table)..... | GLD02       | \$ -30       |
| Stretcher Rail (Fix) Finish Same as Base.....   | BTS         | \$ 243       |

| <b>Finish Options</b>       |  |        |
|-----------------------------|--|--------|
| Chrome .....                |  | \$ 406 |
| Powder Coat, Standard ..... |  | n/c    |
| Powder Coat, Premium.....   |  | \$ 165 |
| Platinum.....               |  | \$ 488 |

| <b>Top Options</b>   |      |         |
|--|------|---------|
| Table Link (all four sides) .....  | TLK  | \$ 251  |
| Table Link (24" ends only) .....   | TLE  | \$ 135  |
| Special Laminate.....  | TSP  | call    |
| Custom Cutout (per cutout) .....   | TCC  | \$ 120  |
| Laptop Locker (each).....  | TLA  | \$ 1375 |
| <small>(available on fixed tables only, see page 34 in All Tables Price List for additional information)</small> |      |         |
| Electronic Lock (per locker).....  | TELE | \$ 359  |
| Power Unit (up to 10 lockers sequenced).....   | TLPU | \$ 567  |
| <small>(includes 1 key, required for electronic lock)</small>  |      |         |

**Power + Data Options**  
Please reference the Power + Data Price List

| <b>Wire Management Options</b>                    |     |        |
|---|-----|--------|
| Basket, Modesty Mount.....                        | WBM | \$ 97  |
| Basket, Under Top Mount.....                      | WBT | \$ 97  |
| Cable Hook Legway .....                           | WCK | \$ 119 |
| 1 Oval Brush Grommet, Location A.....             | WOA | \$ 97  |
| 2 Oval Brush Grommets, Location E.....            | WOE | \$ 194 |
| 1 Oval Brush Grommet, Provide Location Print..... | WOG | \$ 97  |
| 1 Round Grommet, Location A.....                  | WRA | \$ 76  |
| 2 Round Grommets, Location E.....                 | WRE | \$ 152 |
| 1 Round Grommet, Provide Location Print .....     | WRG | \$ 76  |

| <b>Accessories</b>                      |          |        |
|---|----------|--------|
| Keyboard Platform w/Mouse Surface ..... | AKP27M   | \$ 760 |
| CPU Holder (3" - 9" adjustment) .....   | ACPU3-9F | \$ 237 |
| CPU Holder (5" - 8" adjustment).....    | ACPU5-8F | \$ 155 |
| CPU Holder (3" - 5" adjustment).....    | ACPU3F   | \$ 155 |
| Table Floor Mount Bracket Set.....      | AFB      | \$ 57  |



Questions?

800 876 2120

top >  
edge >

edge ordering code (radius corner) >  
or  
edge ordering code (square corner) >  
top thickness >

edge ordering code (radius corner) >  
or  
edge ordering code (square corner) >  
top thickness >

| Laminate PVC                                 | Laminate Wood                                | Laminate Soft PVC            | Laminate Urethane/PVC   |
|--|--|------------------------------|---|
| Flat<br><br>LP2R<br>or<br>LP2S<br>1 1/4"     | Flat<br><br>LW2R<br>or<br>LW2S<br>1 1/4"     | Bumper<br><br>LB2R<br>1 1/4" | Ergo (user side only)<br><br>LUPE2R<br>or<br>LUPE2S<br>1 1/4" |
| Fluted<br><br>LPF2R<br>or<br>LPF2S<br>1 1/4" | Fluted<br><br>LWF2R<br>or<br>LWF2S<br>1 1/4" |                              | PVC on remaining sides<br>1 1/4"                              |
| 1 1/4"                                       | 1 1/4"                                       | 1 1/4"                       | 1 1/4"  |

Base Style      Table Description      Model #      Product Wt



|   |                        |     |      |      |      |
|---|------------------------|-----|------|------|------|
| 24 x 72 Fix w/FixMod                      | TYI 2472REFX XM        | 103 | 1792 | 3059 | 3421 |
| 24 x 72 Fix w/RemMod                      | TYI 2472REFX RM        | 103 | 1837 | 3105 | 3463 |
| 24 x 72 Fold w/RemMod                     | TYI 2472REFD RM        | 107 | 2259 | 3525 | 3882 |
| 24 x 72 Slim-Tilt w/HangMod               | TYI 2472REST HM        | 115 | 2183 | 3450 | 3807 |
| 24 x 72 Slim-Tilt w/RemMod                | TYI 2472REST RM        | 115 | 2183 | 3450 | 3807 |
| 24 x 72 Fix w/FixLightweightFormMod       | TYI 2472REFX XL OR XLS | 103 | 1837 | 2427 | 3463 |
| 24 x 72 Fix w/RemLightweightFormMod       | TYI 2472REFX RL OR RLS | 103 | 1837 | 2427 | 3463 |
| 24 x 72 Fold w/RemLightweightFormMod      | TYI 2472REFD RL OR RLS | 107 | 2259 | 2848 | 3882 |
| 24 x 72 Slim-Tilt w/RemLightweightFormMod | TYI 2472REST RL OR RLS | 115 | 2183 | 2771 | 3807 |
| 24 x 72 Fix w/FixFormMod                  | TYI 2472REFX XF OR XFS | 118 | 2027 | 2616 | 3653 |
| 24 x 84 Fix w/FixMod                      | TYI 2484REFX XM        | 116 | 1984 | 3463 | 3908 |
| 24 x 84 Fix w/RemMod                      | TYI 2484REFX RM        | 116 | 2019 | 3502 | 3947 |
| 24 x 84 Fold w/RemMod                     | TYI 2484REFD RM        | 120 | 2440 | 3920 | 4366 |
| 24 x 84 Slim-Tilt w/HangMod               | TYI 2484REST HM        | 136 | 2366 | 3846 | 4289 |
| 24 x 84 Slim-Tilt w/RemMod                | TYI 2484REST RM        | 136 | 2366 | 3846 | 4289 |
| 24 x 90 Fix w/FixMod                      | TYI 2490REFX XM        | 124 | 2223 | 3813 | 4524 |
| 24 x 90 Fix w/RemMod                      | TYI 2490REFX RM        | 124 | 2260 | 3852 | 4561 |
| 24 x 90 Fold w/RemMod                     | TYI 2490REFD RM        | 128 | 2678 | 4273 | 4984 |
| 24 x 90 Slim-Tilt w/HangMod               | TYI 2490REST HM        | 136 | 2606 | 4199 | 4908 |
| 24 x 90 Slim-Tilt w/RemMod                | TYI 2490REST RM        | 136 | 2606 | 4199 | 4908 |
| 24 x 96 Fix w/FixMod                      | TYI 2496REFX XM        | 130 | 2223 | 3813 | 4524 |
| 24 x 96 Fix w/RemMod                      | TYI 2496REFX RM        | 130 | 2260 | 3852 | 4561 |
| 24 x 96 Fold w/RemMod                     | TYI 2496REFD RM        | 134 | 2678 | 4273 | 4984 |
| 24 x 96 Slim-Tilt w/HangMod               | TYI 2496REST HM        | 142 | 2606 | 4199 | 4908 |
| 24 x 96 Slim-Tilt w/RemMod                | TYI 2496REST RM        | 142 | 2606 | 4199 | 4908 |

**Note:** Training tables are often used with lightweight computer accessories. For heavy duty applications, such as large scale computer equipment, multiple monitor mounts, etc., Versteel suggests adding a third leg or stretcher. The price of the 84", 90" and 96" models include a stretcher rail required for additional support. Contact Customer Service if you have specific application concerns or questions.

To Order, Specify...

- 1 Model Number
- 2 Top Material
- 3 Edge Style and Thickness
- 4 Edge Color
- 5 Base Color
- 6 Additional Options



| <b>Base Options</b>                             | <b>Code</b> | <b>Price</b> |
|---|-------------|--------------|
| Alternate Table Height 32" & Under.....         | BAH         | \$ 100       |
| Alternate Table Height 32" & Over.....          | BSP         | \$ call      |
| Base Glides (subtract \$30 list per table)..... | GLD02       | \$ -30       |
| Stretcher Rail (Fix) Finish Same as Base.....   | BTS         | \$ 243       |

| <b>Finish Options</b>       |  |        |
|-----------------------------|--|--------|
| Chrome .....                |  | \$ 406 |
| Powder Coat, Standard ..... |  | n/c    |
| Powder Coat, Premium.....   |  | \$ 165 |
| Platinum.....               |  | \$ 488 |

| <b>Top Options</b>   |      |         |
|--|------|---------|
| Table Link (all four sides) .....  | TLK  | \$ 251  |
| Table Link (24" ends only) .....   | TLE  | \$ 135  |
| Special Laminate.....  | TSP  | call    |
| Custom Cutout (per cutout) .....   | TCC  | \$ 120  |
| Laptop Locker (each).....  | TLA  | \$ 1375 |
| <small>(available on fixed tables only, see page 34 in All Tables Price List for additional information)</small> |      |         |
| Electronic Lock (per locker).....  | TLEL | \$ 359  |
| Power Unit (up to 10 lockers sequenced) .....  | TLPU | \$ 567  |
| <small>(includes 1 key, required for electronic lock)</small>  |      |         |

**Power + Data Options**  
Please reference the Power + Data Price List

| <b>Wire Management Options</b>                    |     |        |
|---|-----|--------|
| Basket, Modesty Mount.....                        | WBM | \$ 97  |
| Basket, Under Top Mount .....                     | WBT | \$ 97  |
| Cable Hook Legway .....                           | WCK | \$ 119 |
| 1 Oval Brush Grommet, Location A.....             | WOA | \$ 97  |
| 2 Oval Brush Grommets, Location E .....           | WOE | \$ 194 |
| 1 Oval Brush Grommet, Provide Location Print..... | WOG | \$ 97  |
| 1 Round Grommet, Location A .....                 | WRA | \$ 76  |
| 2 Round Grommets, Location E.....                 | WRE | \$ 152 |
| 1 Round Grommet, Provide Location Print .....     | WRG | \$ 76  |

| <b>Accessories</b>                      |          |        |
|---|----------|--------|
| Keyboard Platform w/Mouse Surface ..... | AKP27M   | \$ 760 |
| CPU Holder (3" - 9" adjustment) .....   | ACPU3-9F | \$ 237 |
| CPU Holder (5" - 8" adjustment).....    | ACPU5-8F | \$ 155 |
| CPU Holder (3" - 5" adjustment).....    | ACPU3F   | \$ 155 |
| Table Floor Mount Bracket Set.....      | AFB      | \$ 57  |



Questions?

800 876 2120

Overlapping Folding Bases

top >  
edge >

edge ordering code (radius corner) >  
or  
edge ordering code (square corner) >  
top thickness >

edge ordering code (radius corner) >  
or  
edge ordering code (square corner) >  
top thickness >

| Laminate PVC                                 | Laminate Wood                                | Laminate Soft PVC            | Laminate Urethane/PVC   |
|--|--|------------------------------|---|
| Flat<br><br>LP2R<br>or<br>LP2S<br>1 1/4"     | Flat<br><br>LW2R<br>or<br>LW2S<br>1 1/4"     | Bumper<br><br>LB2R<br>1 1/4" | Ergo (user side only)<br><br>LUPE2R<br>or<br>LUPE2S<br>1 1/4" |
| Fluted<br><br>LPF2R<br>or<br>LPF2S<br>1 1/4" | Fluted<br><br>LWF2R<br>or<br>LWF2S<br>1 1/4" |                              | PVC on remaining sides<br>1 1/4"                              |
| 1 1/4"                                       | 1 1/4"                                       | 1 1/4"                       | 1 1/4"  |

| Base Style | Table Description  | Model #                | Product Wt |
|------------|--|------------------------|------------|
|            | 30 x 48 Fix w/FixMod   | TYI 3048REFX XM        | 87         |
|            | 30 x 48 Fix w/RemMod   | TYI 3048REFX RM        | 87         |
|            | 30 x 48 Fold <input checked="" type="checkbox"/> w/RemMod                | TYI 3048REFO RM        | 91         |
|            | 30 x 48 Slim-Tilt w/HangMod  | TYI 3048REST HM        | 99         |
|            | 30 x 48 Slim-Tilt w/RemMod   | TYI 3048REST RM        | 99         |
|            | 30 x 48 Fix w/FixLightweightFormMod                                      | TYI 3048REFX XL OR XLS | 87         |
|            | 30 x 48 Fix w/RemLightweightFormMod                                      | TYI 3048REFX RL OR RLS | 87         |
|            | 30 x 48 Fold <input checked="" type="checkbox"/> w/RemLightweightFormMod | TYI 3048REFO RL OR RLS | 91         |
|            | 30 x 48 Slim-Tilt w/RemLightweightFormMod                                | TYI 3048REST RL OR RLS | 99         |
|            | 30 x 48 Fix w/FixFormMod   | TYI 3048REFX XF OR XFS | 87         |
|            | 30 x 60 Fix w/FixMod   | TYI 3060 REF X XM      | 102        |
|            | 30 x 60 Fix w/RemMod   | TYI 3060REFX RM        | 102        |
|            | 30 x 60 Fold w/RemMod  | TYI 3060REFD RM        | 106        |
|            | 30 x 60 Fold w/FoldMod   | TYI 3060REFD FM        | 106        |
|            | 30 x 60 Slim-Tilt w/HangMod  | TYI 3060REST HM        | 114        |
|            | 30 x 60 Slim-Tilt w/RemMod   | TYI 3060REST RM        | 114        |
|            | 30 x 60 Fix w/FixLightweightFormMod                                      | TYI 3060REFX XL OR XLS | 102        |
|            | 30 x 60 Fix w/RemLightweightFormMod                                      | TYI 3060REFX RL OR RLS | 102        |
|            | 30 x 60 Fold w/RemLightweightFormMod                                     | TYI 3060REFD RL OR RLS | 106        |
|            | 30 x 60 Slim-Tilt w/RemLightweightFormMod                                | TYI 3060REST RL OR RLS | 114        |
|            | 30 x 60 Fix w/FixFormMod   | TYI 3060REFX XF OR XFS | 114        |
|            | 30 x 60 Fold w/FoldFormMod   | TYI 3060REFD FF OR FFS | 118        |

**Note:** Training tables are often used with lightweight computer accessories. For heavy duty applications, such as large scale computer equipment, multiple monitor mounts, etc., Versteel suggests adding a third leg or stretcher. The price of the 84", 90" and 96" models include a stretcher rail required for additional support. Contact Customer Service if you have specific application concerns or questions.

To Order, Specify...

- 1 Model Number
- 2 Top Material
- 3 Edge Style and Thickness
- 4 Edge Color
- 5 Base Color
- 6 Additional Options



| <b>Base Options</b>                             | <b>Code</b> | <b>Price</b> |
|---|-------------|--------------|
| Alternate Table Height 32" & Under.....         | BAH         | \$ 100       |
| Alternate Table Height 32" & Over.....          | BSP         | \$ call      |
| Base Glides (subtract \$30 list per table)..... | GLD02       | \$ -30       |
| Stretcher Rail (Fix) Finish Same as Base.....   | BTS         | \$ 243       |

| <b>Finish Options</b>       |  |        |
|-----------------------------|--|--------|
| Chrome .....                |  | \$ 406 |
| Powder Coat, Standard ..... |  | n/c    |
| Powder Coat, Premium.....   |  | \$ 165 |
| Platinum.....               |  | \$ 488 |

| <b>Top Options</b>   |      |         |
|--|------|---------|
| Table Link (all four sides) .....  | TLK  | \$ 251  |
| Table Link (30" ends only) .....   | TLE  | \$ 135  |
| Special Laminate.....  | TSP  | call    |
| Custom Cutout (per cutout) .....   | TCC  | \$ 120  |
| Laptop Locker (each).....  | TLA  | \$ 1375 |
| <small>(available on fixed tables only, see page 34 in All Tables Price List for additional information)</small> |      |         |
| Electronic Lock (per locker).....  | TELE | \$ 359  |
| Power Unit (up to 10 lockers sequenced).....   | TLPU | \$ 567  |
| <small>(includes 1 key, required for electronic lock)</small>  |      |         |

**Power + Data Options**  
Please reference the Power + Data Price List

| <b>Wire Management Options</b>                    |     |        |
|---|-----|--------|
| Basket, Modesty Mount.....                        | WBM | \$ 97  |
| Basket, Under Top Mount.....                      | WBT | \$ 97  |
| Cable Hook Legway .....                           | WCK | \$ 119 |
| 1 Oval Brush Grommet, Location A.....             | WOA | \$ 97  |
| 2 Oval Brush Grommets, Location E.....            | WOE | \$ 194 |
| 1 Oval Brush Grommet, Provide Location Print..... | WOG | \$ 97  |
| 1 Round Grommet, Location A.....                  | WRA | \$ 76  |
| 2 Round Grommets, Location E.....                 | WRE | \$ 152 |
| 1 Round Grommet, Provide Location Print .....     | WRG | \$ 76  |

| <b>Accessories</b>                      |          |        |
|---|----------|--------|
| Keyboard Platform w/Mouse Surface ..... | AKP27M   | \$ 760 |
| CPU Holder (3" - 9" adjustment) .....   | ACPU3-9F | \$ 237 |
| CPU Holder (5" - 8" adjustment).....    | ACPU5-8F | \$ 155 |
| CPU Holder (3" - 5" adjustment).....    | ACPU3F   | \$ 155 |
| Table Floor Mount Bracket Set.....      | AFB      | \$ 57  |



Questions?

800 876 2120

top >  
edge >

edge ordering code (radius corner) >  
or  
edge ordering code (square corner) >  
top thickness >

edge ordering code (radius corner) >  
or  
edge ordering code (square corner) >  
top thickness >

| Laminate PVC                                 | Laminate Wood                                | Laminate Soft PVC            | Laminate Urethane/PVC   |
|--|--|------------------------------|---|
| Flat<br><br>LP2R<br>or<br>LP2S<br>1 1/4"     | Flat<br><br>LW2R<br>or<br>LW2S<br>1 1/4"     | Bumper<br><br>LB2R<br>1 1/4" | Ergo (user side only)<br><br>LUPE2R<br>or<br>LUPE2S<br>1 1/4" |
| Fluted<br><br>LPF2R<br>or<br>LPF2S<br>1 1/4" | Fluted<br><br>LWF2R<br>or<br>LWF2S<br>1 1/4" |                              | PVC on remaining sides<br>1 1/4"                              |
| 1 1/4"                                       | 1 1/4"                                       | 1 1/4"                       | 1 1/4"  |

Base Style      Table Description      Model #      Product Wt

|                             |   |                        |     |
|-----------------------------|---|------------------------|-----|
|                             | 30 x 72 Fix w/FixMod                      | TY1 3072REFX XM        | 119 |
|                             | 30 x 72 Fix w/RemMod                      | TY1 3072REFX RM        | 119 |
|                             | 30 x 72 Fold w/RemMod                     | TY1 3072REFD RM        | 123 |
|                             | 30 x 72 Fold w/FoldMod                    | TY1 3072REFD FM        | 123 |
|                             | 30 x 72 Slim-Tilt w/HangMod               | TY1 3072REST HM        | 131 |
|                             | 30 x 72 Slim-Tilt w/RemMod                | TY1 3072REST RM        | 131 |
|                             | 30 x 72 Fix w/FixLightweightFormMod       | TY1 3072REFX XL OR XLS | 119 |
|                             | 30 x 72 Fix w/RemLightweightFormMod       | TY1 3072REFX RL OR RLS | 119 |
|                             | 30 x 72 Fold w/RemLightweightFormMod      | TY1 3072REFD RL OR RLS | 123 |
|                             | 30 x 72 Slim-Tilt w/RemLightweightFormMod | TY1 3072REST RL OR RLS | 131 |
|                             | 30 x 72 Fix w/FixFormMod                  | TY1 3072REFX XF OR XFS | 133 |
|                             | 30 x 84 Fix w/FixMod                      | TY1 3084REFX XM        | 134 |
|                             | 30 x 84 Fix w/RemMod                      | TY1 3084REFX RM        | 134 |
|                             | 30 x 84 Fold w/RemMod                     | TY1 3084REFD RM        | 138 |
| 30 x 84 Slim-Tilt w/HangMod | TY1 3084REST HM                           | 146                    |     |
| 30 x 84 Slim-Tilt w/RemMod  | TY1 3084REST RM                           | 146                    |     |
| 30 x 90 Fix w/FixMod        | TY1 3090REFX XM                           | 143                    |     |
| 30 x 90 Fix w/RemMod        | TY1 3090REFX RM                           | 143                    |     |
| 30 x 90 Fold w/RemMod       | TY1 3090REFD RM                           | 147                    |     |
| 30 x 90 Slim-Tilt w/HangMod | TY1 3090REST HM                           | 155                    |     |
| 30 x 90 Slim-Tilt w/RemMod  | TY1 3090REST RM                           | 155                    |     |
| 30 x 96 Fix w/FixMod        | TY13096REFX XM                            | 151                    |     |
| 30 x 96 Fix w/RemMod        | TY1 3096REFX RM                           | 151                    |     |
| 30 x 96 Fold w/RemMod       | TY1 3096REFD RM                           | 155                    |     |
| 30 x 96 Slim-Tilt w/HangMod | TY1 3096REST HM                           | 163                    |     |
| 30 x 96 Slim-Tilt w/RemMod  | TY1 3096REST RM                           | 163                    |     |

**Note:** Training tables are often used with lightweight computer accessories. For heavy duty applications, such as large scale computer equipment, multiple monitor mounts, etc., Versteel suggests adding a third leg or stretcher. The price of the 84", 90" and 96" models include a stretcher rail required for additional support. Contact Customer Service if you have specific application concerns or questions.

To Order, Specify...

- 1 Model Number
- 2 Top Material
- 3 Edge Style and Thickness
- 4 Edge Color
- 5 Base Color
- 6 Additional Options



| <b>Base Options</b>                             | <b>Code</b> | <b>Price</b> |
|---|-------------|--------------|
| Alternate Table Height 32" & Under.....         | BAH         | \$ 100       |
| Alternate Table Height 32" & Over.....          | BSP         | \$ call      |
| Base Glides (subtract \$30 list per table)..... | GLD02       | \$ -30       |
| Stretcher Rail (Fix) Finish Same as Base.....   | BTS         | \$ 243       |

| <b>Finish Options</b>       |  |        |
|-----------------------------|--|--------|
| Chrome .....                |  | \$ 406 |
| Powder Coat, Standard ..... |  | n/c    |
| Powder Coat, Premium.....   |  | \$ 165 |
| Platinum.....               |  | \$ 488 |

| <b>Top Options</b>   |      |         |
|--|------|---------|
| Table Link (all four sides) .....  | TLK  | \$ 251  |
| Table Link (30" ends only) .....   | TLE  | \$ 135  |
| Special Laminate.....  | TSP  | call    |
| Custom Cutout (per cutout) .....   | TCC  | \$ 120  |
| Laptop Locker (each).....  | TLA  | \$ 1375 |
| <small>(available on fixed tables only, see page 34 in All Tables Price List for additional information)</small> |      |         |
| Electronic Lock (per locker).....  | TELE | \$ 359  |
| Power Unit (up to 10 lockers sequenced).....   | TLPU | \$ 567  |
| <small>(includes 1 key, required for electronic lock)</small>  |      |         |

**Power + Data Options**  
Please reference the Power + Data Price List

| <b>Wire Management Options</b>                    |     |        |
|---|-----|--------|
| Basket, Modesty Mount.....                        | WBM | \$ 97  |
| Basket, Under Top Mount.....                      | WBT | \$ 97  |
| Cable Hook Legway .....                           | WCK | \$ 119 |
| 1 Oval Brush Grommet, Location A.....             | WOA | \$ 97  |
| 2 Oval Brush Grommets, Location E.....            | WOE | \$ 194 |
| 1 Oval Brush Grommet, Provide Location Print..... | WOG | \$ 97  |
| 1 Round Grommet, Location A.....                  | WRA | \$ 76  |
| 2 Round Grommets, Location E.....                 | WRE | \$ 152 |
| 1 Round Grommet, Provide Location Print .....     | WRG | \$ 76  |

| <b>Accessories</b>                      |          |        |
|---|----------|--------|
| Keyboard Platform w/Mouse Surface ..... | AKP27M   | \$ 760 |
| CPU Holder (3" - 9" adjustment) .....   | ACPU3-9F | \$ 237 |
| CPU Holder (5" - 8" adjustment).....    | ACPU5-8F | \$ 155 |
| CPU Holder (3" - 5" adjustment).....    | ACPU3F   | \$ 155 |
| Table Floor Mount Bracket Set.....      | AFB      | \$ 57  |

**Tops**

Uno<sup>2</sup> Training tables are available with rectangle shape tops ranging from 18" to 30" wide and 48" to 96" in length. The 1¼" laminate tops can be specified with several edge details. Tables with a 1¾" edge thickness can be specified with a flat or fluted PVC edge with square or radius corners.

**Bases**

Fixed and tilt bases are all standard with nylon adjustable glides. Bases are inset from the edge of the table to allow for additional leg room.

**Modesty Panels**

All Uno<sup>2</sup> training tables are standard with modesty panels. Refer to the Modesty Panel Construction Specifications page and the individual pricing pages for additional information.

**Power + Data**

To complete your specification, power and data, along with wire management options, can be added to your table. Refer to the Power + Data Price List.

**NOTE** EXCLUSIONS REGARDING EDGE THICKNESS, BASE FUNCTIONS AND HEIGHT MAY APPLY, REFER TO INDIVIDUAL PRICING PAGES FOR COMPLETE PRODUCT OFFERING



**Laminate Standard Core Construction**

The standard top construction consists of 45-50 lb particleboard, surfaced with a high pressure laminate face. A backer sheet is laminated to the underside of the top. Tops are shipped pre-drilled for field installation of bases and accessories.



**PVC Flat or Fluted Edge**

Edge of 2mm PVC hot melt banded to the top with 1/8" radius at the top and bottom. Available with 1 1/2" radius corners or square corners.



Offered in twenty-one (21) standard colors.



**Wood Flat or Fluted Edge**

Wood banding hot melt banded to the top with 1/8" radius at the top and bottom. Available with 1 1/2" radius corners or square corners.



Offered in Ash, Cherry, Maple or Walnut materials.



**Reverse Bevel Acrylic**

Edge of 2mm acrylic edge banding hot melt banded to MDF core. A reverse bevel is then cut into the edge exposing the MDF on the reverse bevel. The MDF is then clear coated.

**Shipping Schedule**

**Standard Items**

|                                      |           |
|--------------------------------------|-----------|
| Laminate, PVC Edge                   | 3-5 WEEKS |
| Laminate, Wood Edge                  | 3-5 WEEKS |
| Laminate, Reverse Bevel Acrylic Edge | 3-5 WEEKS |

Contact Versteel Customer Service for special lead time requests.

**BIFMA**

All Versteel products are constructed to pass the relevant ANSI/BIFMA standards. For more detailed specifications by series and base style, contact Versteel Customer Service at 800.876.2120.

Additional information regarding warranty, terms and conditions, shipping, care and maintenance, etc. can be found in the All Tables price list.

**Laminate Modesty, General Core Construction**

The modesty panel is constructed of 3/4" thick, 45-50 lb. medium density particle board surfaced with high pressure laminate face on both sides. See individual styles below for panel heights per series. Modesty panel extends the length of the top and is located along the front edge of the table for maximum leg and knee clearance.

**Fixed Modesty (FixMod XM)**

The Fixed Modesty panel is mounted to the top with screws through steel brackets and must be field installed into pre-drilled positions in the top. Panel is 10" high with the following exceptions: Eliga (E1 bases) 7", Paces and Vela 8". All mounting hardware is packed with the modesty panel. Finish details match the top unless specified differently.

**Removable Modesty (RemMod RM)**

The Removable Modesty panel slides into heavy duty steel brackets that are mounted to the top. Simply tighten the handwheels to keep the modesty panel in position or loosen to remove the panel. For storage, the modesty attachment pins can be rotated 90° to prevent marring of the top surfaces. Panel is 10" high with the following exceptions: Eliga (E1 bases) 7", Paces and Vela 8". Finish details match the top unless specified differently.

**Hanging Modesty (HangMod HM)**

The hanging modesty is mounted to the top with a metal hinge that is factory installed. This mechanism pivots if the table is tilted to allow for a 90 degree slim-tilt. All hanging modesty panels are 8" high. Finish details match the top unless specified differently.

**Form Metal Modesty, General Construction**

The modesty panel is constructed with an aluminum extruded back panel and a perforated hinged steel door. There are three (3) separate unobstructed channels that allow the routing of power and data cables, with a wire exit on the back for the top and middle channel. The Form Modesty panel is 10" high and extends the length of the top. The Form Modesty panel is located along the front edge of the table for maximum leg and knee clearance. Accessory end cap trim kit available.

**NOTE** RADIUS CORNERS ARE NOT RECOMMENDED ON THE TABLE TOP WHEN A FORM MODESTY IS SPECIFIED

**Fixed Form Modesty (FixFormMod XF or XFS)**

The Fixed Form Modesty panel is mounted to the top with screws through steel brackets. The fixed modesty panel must be field installed into pre-drilled positions in the top. All mounting hardware is packed with the modesty panel. Extruded back panel is black with powder coat options for the perforated steel door. Powder coat finish on perforated door matches the base finish unless specified differently. Transparent powder coat finishes are not available. The panel will be radius with round holes when the XF model is specified and square with square holes when the XFS model is specified.

**NOTE** RADIUS CORNERS ARE NOT RECOMMENDED ON THE TABLE TOP WHEN A FORM MODESTY IS SPECIFIED



**Fixed Lightweight Form Modesty  
(FixLightweightFormMod XL or XLS)**

The Fixed Lightweight Form Modesty panel is a lightweight version of the Versteel Form Modesty. It is a formed steel perforated panel that is mounted to the top with screws through steel brackets. It must be field installed into pre-drilled positions in the top. A deep channel in the back of the panel allows for the routing of power and data cables inside of the modesty. Mounting hardware is packed with the modesty panel. Powder coat finish on the perforated panel matches the base finish unless specified differently. Transparent powder coat finishes are not available. The panel will be radius with round holes when the XF model is specified and square with square holes when the XFS model is specified.

**NOTE** RADIUS CORNERS ARE NOT RECOMMENDED ON THE TABLE TOP WHEN A FORM MODESTY IS SPECIFIED

**Removable Lightweight Form Modesty  
(RemLightweightFormMod RL or RLS)**

The Removable Lightweight Form Modesty panel slides into heavy duty steel brackets that are mounted to the top. Simply tighten the handwheels to secure the modesty in position or loosen them to remove the panel. Powder coat finish on the perforated panel matches the base finish unless specified differently. Transparent powder coat finishes are not available. The panel will be radius with round holes when the XF model is specified and square with square holes when the XFS model is specified.

**NOTE** RADIUS CORNERS ARE NOT RECOMMENDED ON THE TABLE TOP WHEN A FORM MODESTY IS SPECIFIED



## Training Tables

Uno<sup>2</sup>  
How To Order

VERSTEEL

### To Order, Specify...

- 1 Model Number, include top and edge style
- 2 Top Material
  - a. Laminate manufacturer and color
  - b. Veneer species and finish color
- 3 Edge Color
- 4 Base Color
- 5 Additional Options

| base model |            |             |           |                |                  |                    | finish selections                        |             |             | options      |
|------------|------------|-------------|-----------|----------------|------------------|--------------------|--|-------------|-------------|--------------|
| <b>US</b>  | <b>TT1</b> | <b>2460</b> | <b>RE</b> | <b>FX</b>      | <b>XLS</b>       | <b>LP2S</b>        | <b>TW 4867-60</b>                        | <b>CNIM</b> | <b>PNIM</b> | <b>CAS27</b> |
| series     | base style | top size    | top shape | table function | modesty function | top, edge & corner | top laminate manufacture & laminate code | edge color  | base color  | base options |

A **USTTI 2460REFX XLS LP2S** is an Uno<sup>2</sup> series 24" x 60" rectangle training table with fixed T1 bases, a fixed square lightweight form modesty with square holes and a laminate 1 1/2" thick top with a PVC edge and square corners.

The codes **TW 4867-60 / CNIM / PNIM** specify a Wilsonart 4867-60 Shadow Zephyr laminate, Nimbus PVC edge and Nimbus bases.

Model Number **USTTI 2460REFX XLS**



### Orders may be sent via

#### Mailing Address

Versteel  
2332 Cathy Lane  
Jasper IN 47546

### Contact Versteel

Email [contact@versteel.com](mailto:contact@versteel.com)  
Phone 800 876 2120  
812 634 2120  
Fax 812 482 9318

**Laminate**

Versteel's standard offering of laminates includes over 900 laminates from Formica, Nevamar, Pionite and Wilsonart.

Laminate manufacturers change standard offerings frequently, making it possible a standard product can become unavailable. Versteel cannot be responsible for any inconvenience this may cause.

**PVC Edge Colors**

|                            |       |                            |       |
|----------------------------|-------|----------------------------|-------|
| Absolute Acajou . . . . .  | .CABA | Pearl . . . . .            | .CPEA |
| Alloy . . . . .            | .CALY | Platinum . . . . .         | .CPLA |
| Carbon . . . . .           | .CCAR | Pralines & Cream . . . . . | .CPRC |
| Champagne . . . . .        | .CCHA | Shadow . . . . .           | .CSHA |
| Coconut . . . . .          | .CCOC | Snow . . . . .             | .CSNO |
| Ebony . . . . .            | .CEBO | Stone . . . . .            | .CSTO |
| Florence Walnut . . . . .  | .CFLW | Storm . . . . .            | .CSTM |
| Fossil . . . . .           | .CFOS | Whisper . . . . .          | .CWHI |
| Graphite . . . . .         | .CGRA | White Linen . . . . .      | .CWHL |
| Grey . . . . .             | .CGRE |                            |       |
| Kensington Maple . . . . . | .CKEM |                            |       |
| Nimbus . . . . .           | .CNIM |                            |       |

**Wood Edge Species**

|                  |      |                  |     |
|------------------|------|------------------|-----|
| Ash . . . . .    | .A01 | Maple . . . . .  | M01 |
| Cherry . . . . . | .C01 | Walnut . . . . . | W01 |

**Wood Edge Finishes**

**Ash**

|                    |       |                   |       |
|--------------------|-------|-------------------|-------|
| Beach . . . . .    | .WBEA | Fog . . . . .     | .WFOG |
| Chestnut . . . . . | .WCHE | Pebble . . . . .  | .WPEB |
| Drift . . . . .    | .WDRI | Whisper . . . . . | .WWHI |
| Fawn . . . . .     | .WFAW |                   |       |

**Cherry**

|                           |       |                           |       |
|---------------------------|-------|---------------------------|-------|
| Blossom Cherry . . . . .  | .WBLC | Java Cherry . . . . .     | .WJAC |
| Cordovan Cherry . . . . . | .WCNC | Millwork Cherry . . . . . | .WMWC |
| Golden Cherry . . . . .   | .WGNC |                           |       |

**Maple**

|                         |       |                       |       |
|-------------------------|-------|-----------------------|-------|
| Caramel Maple . . . . . | .WCMM | Sugar Maple . . . . . | .WSUM |
| Solar Maple . . . . .   | .WSLM |                       |       |

**Walnut**

|                           |       |                          |       |
|---------------------------|-------|--------------------------|-------|
| Brighton Walnut . . . . . | .WBRW | Natural Walnut . . . . . | .WNAW |
| Espresso Walnut . . . . . | .WESW |                          |       |

**Studio Steel®**

Versteel's "urban fabrication" process leaves the telltale signs of welding and assembly on the surface, highlighting a manufacturing aesthetic. Choosing a clear or transparent powder coat is recommended, allowing tonal striations (created as a result of extreme heat), natural textures, and the inherent qualities of raw steel to show through.

Studio Steel Process . . . . . \$165

**Powder Coat Finishes**

All powder coat finishes in the Versteel offering have been formulated with the use of epoxy, polyester or epoxy and polyester blends to maximize the finish durability.

**Powder Coat Finish Options**

Powder Coat - Standard . . . . . n/c  
 Powder Coat - Premium (Hope) . . . . . \$165  
 Powder Coat - Premium (Platinum) . . . . . \$488

**Powder Coat Colors**

|                          |       |                                   |       |
|--------------------------|-------|-----------------------------------|-------|
| Alloy . . . . .          | .PALY | Mint . . . . .                    | .PMNT |
| Amethyst . . . . .       | .PAME | Navy . . . . .                    | .PNAV |
| Anthracite . . . . .     | .PANT | Nimbus . . . . .                  | .PNIM |
| Black Anodized . . . . . | .PBLA | Nutmeg . . . . .                  | .PNUT |
| Bronze . . . . .         | .PBRO | ◆ Pacific . . . . .               | .PPAC |
| Calypso . . . . .        | .PCAL | Pearl . . . . .                   | .PPEA |
| Carbon . . . . .         | .PCAR | Pebble . . . . .                  | .PPEB |
| Champagne . . . . .      | .PCHA | Ⓟ Platinum . . . . .              | .PPLA |
| Coconut . . . . .        | .PCOC | Poppy . . . . .                   | .PPOP |
| ◆ Copper . . . . .       | .PCOP | ◆ Raven . . . . .                 | .PRAV |
| Crimson . . . . .        | .PCRI | Royal . . . . .                   | .PROY |
| ◆ Crystal . . . . .      | .PCRY | Seaside . . . . .                 | .PSEA |
| Daffodil . . . . .       | .PDAF | Shipyards . . . . .               | .PSHI |
| Ebony . . . . .          | .PEBO | Silver . . . . .                  | .PSIL |
| Forest . . . . .         | .PFOR | Snow . . . . .                    | .PSNO |
| Fossil . . . . .         | .PFOS | Stone . . . . .                   | .PSTO |
| ◆ Garnet . . . . .       | .PGAR | Storm . . . . .                   | .PSTM |
| ◆ Gold . . . . .         | .PGOL | Terra Cotta . . . . .             | .PTEC |
| Graphite . . . . .       | .PGRA | Whisper . . . . .                 | .PWHI |
| Ⓟ Hope . . . . .         | .PHOP | White Linen . . . . .             | .PWHL |
| Kelly Green . . . . .    | .PKEG | Powder Coat Alternative . . . . . | .OPA  |
| ◆ Matte . . . . .        | .PMAT |                                   |       |
| Mica . . . . .           | .PMIC |                                   |       |

**Transparent Powder Coats (indicated by ◆)**

Please note that the transparent characteristics of these powders allow all natural welds and textures inherent to raw steel to be visible. Not available for application on flat sheet metal surfaces found on Brattice disc bases or Form Modesty panels.

**Premium Powder Coats (indicated by Ⓟ)**

Versteel's premium process uses specially formulated powder coats for a truly unique color palette.

**Chrome**

Versteel applies a deep luster chrome plated finish. Chrome is the most durable finish available. Specify Chrome and add \$649 list per table.

Chrome . . . . . ECHR

**Nickel**

Versteel applies a nickel plated finish with a clear coat applied for durability. Specify Nickel and add \$710 list per table.

Nickel . . . . . ENKL

**Finish Reference & Samples**

For finish color reference, please refer to our website. Contact Versteel Customer Service to receive actual color samples for color matches and final color approval.

**Special Laminate**

**Call for quotation**

Specify code **TSP** (*Special Laminate*), indicate the quoted charges per table

Special laminates and patterns can be specified as an option. To specify, contact Versteel Customer Service for availability and pricing.

**NOTE** LAMINATES IN STANDARD COLORS AND TEXTURES FROM FORMICA, NEVAMAR, PIONITE AND WILSONART ARE STANDARD

**CAUTION** LAMINATE MANUFACTURERS CHANGE STANDARD OFFERINGS FREQUENTLY, MAKING IT POSSIBLE A STANDARD PRODUCT CAN BECOME UNAVAILABLE. VERSTEEL CANNOT BE RESPONSIBLE FOR ANY INCONVENIENCE THIS MAY CAUSE.

**Custom PVC Color Match**

**Call for quotation / one time charge per color, per order**

Specify code **OCF** (*Custom PVC Color Match*), add cost from Versteel quotation

PVC Color Match can be the selection of a color that is available from a Versteel supplier or a new custom color developed for the order. Minimum footage requirements mean that the amount of material needed for your order will effect the cost.

For PVC Color Matching you must supply a color reference sample. Versteel will review the sample for possible existing colors available and send a sample for customer approval. If no color match exists, a custom match will be developed and sampled for customer approval before a production schedule is established.

**Custom Urethane Edge**

**Call for quotation / one time charge per color, per order**

Specify code **OCU** (*Custom Urethane Color Match*), add cost from Versteel quotation

For Urethane Color Matching you must supply a color reference sample. A custom match will be developed and sampled for customer approval before a production schedule is established.

**Powder Coat Alternative**

**Call for quotation**

Specify code **OPA** (*Powder Coat Alternative*), add cost from Versteel quotation

Powder Coat Alternative is available from Versteel. The entire RAL color reference along with hundreds of other color and finishes are available.

For Powder Coat Alternative matching, you must supply a color reference sample, or an RAL number. Versteel will review the sample for possible existing colors available and send a sample for customer approval. If no color match exists a custom match can be developed. Call Versteel Customer Service for associated upcharges on custom color development.

**Stain Finish Match**

\$996 / one time charge per finish, per order

Specify code **OSM** (*Stain Finish Match*), add \$996.00 list per finish, per order

Alternative Stain Finishes are available for veneer and wood edged tops.

For Stain Finish Matching you must supply two 4" x 4" finish color and grain reference samples. An expertly finish matched sample will be provided for customer approval.

**NOTE** CUSTOMS OR ALTERNATIVES MAY AFFECT STANDARD PRODUCTION SCHEDULES

**Alternate Table Height 32" and Under****\$100 / table**

Specify code **BAH** (*Alternate Height 32" and under*), indicate desired table height (32" or less), add \$100.00 list per table

Suggested typing height table is 26 ¾"

Suggested wheelchair height table is 32"

Suggested stand up height table is 42"

**NOTE** FOR OTHER TABLE HEIGHT REQUIREMENTS CONTACT VERSTEEL CUSTOMER SERVICE FOR STRUCTURAL DETAILS, PRICING AND AVAILABILITY

**Casters - Dual Wheel, Hard Wheel - Black****\$171 / table**

Specify code **CAS27** (*Casters, Dual Wheel Black, Hard Wheel*), add \$171.00 list per table



Dual wheel 37mm black, hard wheel locking casters are available. Each is fitted into a reinforced caster receiver and must be specified at time of order. Caster option does not change the overall height of the table. See individual product pages for availability.

**Casters - Dual Wheel, Soft Wheel - Two-Tone****\$171 / table**

Specify code **CAS28** (*Casters, Dual Wheel Two-Tone Soft Wheel*), add \$171.00 list per table



Dual wheel 37mm black nylon with gray polyurethane soft wheel locking casters are available. Each is fitted into a reinforced caster receiver and must be specified at time of order. Caster option does not change the overall height of the table. See individual product pages for availability.

**Mix - Dual Wheel Casters & Glides****\$163 / table**

Specify code **BMD** (*Mix - Dual Wheel Casters & Glides*), add \$163.00 list per table

Tables can be specified with dual wheel, black, standard locking casters on half of the table, with glides on the other half. Each caster is fitted into a reinforced receiver and must be specified at time of order. Mix option does not change the overall height of the table.

**Self-Leveling Glides****\$49 / table**

Specify code **GLD04** (*Self-Leveling Glides*), add \$49.00 list per table

Self-Leveling Glides replace standard glides. This option allows the table to automatically compensate up to ½" for floors that are not level. Self-leveling glides increase overall table height by ¾". See individual product pages for availability.

**Table Floor Mount****\$57 / table**

Specify code **AFB** (*Table Floor Mount Bracket Set*), add \$57.00 list per table

Bracket to slip over the standard table glide and fasten to the floor with fasteners supplied by the installer. Set of four (4) brackets will securely mount the table to the floor to prevent movement.



**NOTE** NOT AVAILABLE ON BASES WITH CASTERS OR SELF-LEVELING GLIDES



**Top Custom Cutout**

**\$120 / cutout**

Specify code **TCC** (Top Custom Cutout), add \$120.00 list per cutout

Top Custom Cutout requires a drawing for production and is subject to approvals.

**Table Link**

**\$251 / table**

Specify code **TLK** (Table Link), add \$251.00 list per table

Table Link is for linking Versteel table configurations in typical room situations. Table link will prevent the accidental disconnection of power supply to adjacent tables. Available on tables with PVC, 3mm Wood, Wood Square, Wood Fluted and Ergo user side edge details.



Closed end link brackets are provided for tops without bases or tables with a base that does not allow the table to stand alone.



**Table Link - Ends Only**

**\$135 / table**

Specify code **TLE** (Table Link - Ends Only), add \$135.00 list per table

Table Link is for linking Versteel table configurations in typical room situations. Specify Table Link - Ends Only when your configuration requires linking on the table ends only. Available on tables with PVC, 3mm Wood, Wood Square, Wood Fluted and Ergo user side edge details. Table Link - Ends Only is included with electrical package options. This will prevent the accidental disconnection of power supply to adjacent tables.



**Laptop Locker**

**\$1375 / locker**

\*Fixed tables only (not available on tilt, slim-tilt or folding tables)

Specify code **TLA1** (One Laptop Locker) or code **TLA2** (Two Laptop Lockers) add \$1375.00 list per Laptop Locker.

Indicate Manual Locking Keyed Individually **TMKI**, Manual Locking Keyed Alike **TMKA** or Electronic Locking **TLEL**. Add \$359.00 list per Laptop Locker when Electronic Locking is specified AND **TLPU** (Laptop Locker power unit) which is required for the electronic locking option, add \$567.00 list (Power unit sequences up to 10 lockers, includes 1 key).

The minimum table width available with Laptop Locker is 24".



The minimum table length available with Laptop Locker is 36". The maximum table length available is 96".

2 Laptop Lockers can be installed starting at a table length of 60" or greater (table subject to additional base and/or support base when more than one unit is installed in top greater than or equal to 72").

All lockers to have urethane edge on locker door and top opening. Specify Urethane color when ordering a laptop locker.

**Urethane Colors**

|                         |                            |
|-------------------------|----------------------------|
| Alloy . . . . . UALY    | Pearl . . . . . JUPEA      |
| Ebony . . . . . UEBO    | Stone . . . . . USTO       |
| Fossil . . . . . UFOS   | Storm . . . . . USTM       |
| Graphite . . . . . UGRA | Whisper . . . . . UWHI     |
| Nimbus . . . . . UNIM   | White Linen . . . . . UWHL |

**NOTE** LAPTOP LOCKER IS NOT AVAILABLE ON VENEER TOP SURFACES, WOODGRAIN OR DIRECTIONAL PATTERN LAMINATES OR TABLE WITH LIGHTWEIGHT LAMINATE CORE.


For additional questions contact Versteel Customer Service at 800.876.2120.



Questions?

800 876 2120

|                                      |              |               |                        |
|--------------------------------------|--------------|---------------|------------------------|
| top >                                | Laminate PVC | Laminate Wood | Laminate Reverse Bevel |
| edge >                               | Flat         | Flat          | Acrylic                |
|                                      |              |               |                        |
| edge ordering code (radius corner) > | LP2R         | LP3R          | LMRA2R                 |
| or                                   | LP2S         | LP3S          | LMRA2S                 |
| edge ordering code (square corner) > | 1 1/4"       | 1 3/4"        | 1 1/4"                 |
| top thickness >                      |              |               |                        |
|                                      | Fluted       | Fluted        |                        |
|                                      |              |               |                        |
| edge ordering code (radius corner) > | LPF2R        | LPF3R         | LWF2R                  |
| or                                   | LPF2S        | LPF3S         | LWF2S                  |
| edge ordering code (square corner) > | 1 1/4"       | 1 3/4"        | 1 1/4"                 |
| top thickness >                      |              |               |                        |
| top thickness price >                | 1 1/4"       | 1 3/4"        | 1 1/4"                 |

| Base Style  | Table Description                         | Model #                  | Product Wt | 1 1/4" | 1 3/4" | 1 1/4" |
|---|---|--------------------------|------------|--------|--------|--------|
| <br>T1 | 18 x 48 Fix w/FixMod                      | USTTI 1848REFX XM        | 70         | 1408   | 1524   | 1913   |
|   | 18 x 48 Fix w/RemMod                      | USTTI 1848REFX RM        | 70         | 1427   | 1544   | 1927   |
|   | 18 x 48 Slim-Tilt w/HangMod               | USTTI 1848REST HM        | 90         | 1800   | 1913   | 2310   |
|   | 18 x 48 Fix w/SquareFixLightweightFormMod | USTTI 1848REFX XL OR XLS | 70         | 1427   | 1544   | 1927   |
|   | 18 x 48 Fix w/SquareRemLightweightFormMod | USTTI 1848REFX RL OR RLS | 70         | 1427   | 1544   | 1927   |
|   | 18 x 48 Fix w/FixFormMod                  | USTTI 1848REFX XF OR XFS | 89         | 1539   | 1668   | 1886   |
|   | 18 x 60 Fix w/FixMod                      | USTTI 1860REFX XM        | 90         | 1621   | 1696   | 2344   |
|   | 18 x 60 Fix w/RemMod                      | USTTI 1860REFX RM        | 90         | 1664   | 1740   | 2389   |
|   | 18 x 60 Slim-Tilt w/HangMod               | USTTI 1860REST HM        | 101        | 2008   | 2078   | 2727   |
|   | 18 x 60 Fix w/SquareFixLightweightFormMod | USTTI 1860REFX XL OR XLS | 90         | 1664   | 1740   | 2389   |
|   | 18 x 60 Fix w/SquareRemLightweightFormMod | USTTI 1860REFX RL OR RLS | 90         | 1664   | 1740   | 2389   |
|   | 18 x 60 Fix w/FixFormMod                  | USTTI 1860REFX XF OR XFS | 100        | 1928   | 2004   | 2290   |
|   | 18 x 72 Fix w/FixMod                      | USTTI 1872REFX XM        | 113        | 1756   | 1859   | 2856   |
|   | 18 x 72 Fix w/RemMod                      | USTTI 1872REFX RM        | 113        | 1803   | 1901   | 2903   |
|   | 18 x 72 Slim-Tilt w/HangMod               | USTTI 1872REST HM        | 127        | 2139   | 2236   | 3238   |
|   | 18 x 72 Fix w/SquareFixLightweightFormMod | USTTI 1872REFX XL OR XLS | 113        | 1803   | 1901   | 2903   |
|   | 18 x 72 Fix w/SquareRemLightweightFormMod | USTTI 1872REFX RL OR RLS | 113        | 1803   | 1901   | 2903   |
|   | 18 x 72 Fix w/FixFormMod                  | USTTI 1872REFX XF OR XFS | 123        | 1987   | 2088   | 2423   |

**Note:** Training tables are often used with lightweight computer accessories. For heavy duty applications, such as large scale computer equipment, multiple monitor mounts, etc. Versteel suggests adding a third leg or stretcher. Contact Customer Service if you have specific application concerns or questions.

To Order, Specify...

- 1 Model Number
- 2 Top Material
- 3 Edge Style and Thickness
- 4 Edge Color
- 5 Base Color
- 6 Additional Options



| <b>Base Options</b>                                 | <b>Code</b> | <b>Price</b> |
|---|-------------|--------------|
| Alternate Table Height 32" & Under.....             | BAH         | \$ 100       |
| Alternate Table Height 32" & Over.....              | BSP         | \$ call      |
| Casters (4), Dual Wheel Black Hard Wheel.....       | CAS27       | \$ 171       |
| Casters (4), Dual Wheel Two Tone<br>Soft Wheel..... | CAS28       | \$ 171       |
| Mix, Dual Wheel Casters & Glides.....               | BMD         | \$ 163       |
| Self-Leveling Glides (4).....                       | GLD04       | \$ 49        |
| Stretcher Rail (Fix/Tilt) Finish Same as Base.....  | BTS         | \$ 243       |

| <b>Finish Options</b>      |  |        |
|----------------------------|--|--------|
| Chrome.....                |  | \$ 649 |
| Nickel.....                |  | \$ 710 |
| Powder Coat, Standard..... |  | n/c    |
| Powder Coat, Premium.....  |  | \$ 165 |
| Platinum.....              |  | \$ 488 |

| <b>Top Options</b>               |     |        |
|----------------------------------|-----|--------|
| Table Link (all four sides)..... | TLK | \$ 251 |
| Table Link (18" ends only).....  | TLE | \$ 135 |
| Special Laminate.....            | TSP | call   |
| Custom Cutout (per cutout).....  | TCC | \$ 120 |

**Power + Data Options**  
Please reference the Power + Data Price List

| <b>Wire Management Options</b>                    |     |        |
|---|-----|--------|
| Basket, Modesty Mount.....                        | WBM | \$ 97  |
| Basket, Under Top Mount.....                      | WBT | \$ 97  |
| Wire Metal Legway (each).....                     | WUL | \$ 64  |
| 1 Oval Brush Grommet, Location A.....             | WOA | \$ 97  |
| 2 Oval Brush Grommets, Location E.....            | WOE | \$ 194 |
| 1 Oval Brush Grommet, Provide Location Print..... | WOG | \$ 97  |
| 1 Round Grommet, Location A.....                  | WRA | \$ 76  |
| 2 Round Grommets, Location E.....                 | WRE | \$ 152 |
| 1 Round Grommet, Provide Location Print.....      | WRG | \$ 76  |

| <b>Accessories</b>                     |          |        |
|--|----------|--------|
| Keyboard Platform w/Mouse Surface..... | AKP27M   | \$ 760 |
| CPU Holder (3" - 9" adjustment).....   | ACPU3-9F | \$ 237 |
| CPU Holder (5" - 8" adjustment).....   | ACPU5-8F | \$ 155 |
| CPU Holder (3" - 5" adjustment).....   | ACPU3F   | \$ 155 |
| Table Floor Mount Bracket Set.....     | AFB      | \$ 57  |



Questions?

800 876 2120

|                                      |              |               |                        |
|--------------------------------------|--------------|---------------|------------------------|
| top >                                | Laminate PVC | Laminate Wood | Laminate Reverse Bevel |
| edge >                               | Flat         | Flat          | Acrylic                |
|                                      |              |               |                        |
| edge ordering code (radius corner) > | LP2R         | LP3R          | LMRA2R                 |
| or                                   | LP2S         | LP3S          | LMRA2S                 |
| edge ordering code (square corner) > | 1 1/4"       | 1 3/4"        | 1 1/4"                 |
| top thickness >                      |              |               |                        |
|                                      | Fluted       | Fluted        |                        |
|                                      |              |               |                        |
| edge ordering code (radius corner) > | LPF2R        | LPF3R         | LWF2R                  |
| or                                   | LPF2S        | LPF3S         | LWF2S                  |
| edge ordering code (square corner) > | 1 1/4"       | 1 3/4"        | 1 1/4"                 |
| top thickness >                      |              |               |                        |
| top thickness price >                | 1 1/4"       | 1 3/4"        | 1 1/4"                 |

| Base Style | Table Description           | Model #           | Product Wt |      |      |      |  |
|------------|-----------------------------|-------------------|------------|------|------|------|--|
| <br>T1     | 18 x 84 Fix w/FixMod        | USTTI 1884REFX XM | 100        | 2009 | 2136 | 2981 |  |
|            | 18 x 84 Fix w/RemMod        | USTTI 1884REFX RM | 100        | 2035 | 2165 | 3002 |  |
|            | 18 x 84 Slim-Tilt w/HangMod | USTTI 1884REST HM | 111        | 2397 | 2517 | 3394 |  |
|            | 18 x 90 Fix w/FixMod        | USTTI 1890REFX XM | 119        | 2365 | 2463 | 3846 |  |
|            | 18 x 90 Fix w/RemMod        | USTTI 1890REFX RM | 119        | 2403 | 2506 | 3886 |  |
|            | 18 x 90 Slim-Tilt w/HangMod | USTTI 1890REST HM | 129        | 2742 | 2841 | 4221 |  |
|            | 18 x 96 Fix w/FixMod        | USTTI 1896REFX XM | 121        | 2365 | 2463 | 3846 |  |
|            | 18 x 96 Fix w/RemMod        | USTTI 1896REFX RM | 121        | 2403 | 2506 | 3886 |  |
|            | 18 x 96 Slim-Tilt w/HangMod | USTTI 1896REST HM | 131        | 2742 | 2841 | 4221 |  |
|            |                             |                   |            |      |      |      |  |
|            |                             |                   |            |      |      |      |  |
|            |                             |                   |            |      |      |      |  |

**Note:** Training tables are often used with lightweight computer accessories. For heavy duty applications, such as large scale computer equipment, multiple monitor mounts, etc. Versteel suggests adding a third leg or stretcher. The price of the 84", 90" and 96" models include a stretcher rail required for additional support. Contact Customer Service if you have specific application concerns or questions.

To Order, Specify...

- 1 Model Number
- 2 Top Material
- 3 Edge Style and Thickness
- 4 Edge Color
- 5 Base Color
- 6 Additional Options



| <b>Base Options</b>                                | <b>Code</b> | <b>Price</b> |
|--|-------------|--------------|
| Alternate Table Height 32" & Under.....            | BAH         | \$ 100       |
| Alternate Table Height 32" & Over.....             | BSP         | \$ call      |
| Self-Leveling Glides (4).....                      | GLD04       | \$ 49        |
| Stretcher Rail (Fix/Tilt) Finish Same as Base..... | BTS         | \$ 243       |

| <b>Finish Options</b>       |  |        |
|-----------------------------|--|--------|
| Chrome .....                |  | \$ 649 |
| Nickel.....                 |  | \$ 710 |
| Powder Coat, Standard ..... |  | n/c    |
| Powder Coat, Premium.....   |  | \$ 165 |
| Platinum.....               |  | \$ 488 |

| <b>Top Options</b>                |     |        |
|-----------------------------------|-----|--------|
| Table Link (all four sides) ..... | TLK | \$ 251 |
| Table Link (18" ends only).....   | TLE | \$ 135 |
| Special Laminate.....             | TSP | call   |
| Custom Cutout (per cutout) .....  | TCC | \$ 120 |

**Power + Data Options**  
Please reference the Power + Data Price List

| <b>Wire Management Options</b>                    |     |        |
|---|-----|--------|
| Basket, Modesty Mount.....                        | WBM | \$ 97  |
| Basket, Under Top Mount.....                      | WBT | \$ 97  |
| Wire Metal Legway (each).....                     | WUL | \$ 64  |
| 1 Oval Brush Grommet, Location A.....             | WOA | \$ 97  |
| 2 Oval Brush Grommets, Location E.....            | WOE | \$ 194 |
| 1 Oval Brush Grommet, Provide Location Print..... | WOG | \$ 97  |
| 1 Round Grommet, Location A.....                  | WRA | \$ 76  |
| 2 Round Grommets, Location E.....                 | WRE | \$ 152 |
| 1 Round Grommet, Provide Location Print .....     | WRG | \$ 76  |

| <b>Accessories</b>                      |          |        |
|---|----------|--------|
| Keyboard Platform w/Mouse Surface ..... | AKP27M   | \$ 760 |
| CPU Holder (3" - 9" adjustment) .....   | ACPU3-9F | \$ 237 |
| CPU Holder (5" - 8" adjustment).....    | ACPU5-8F | \$ 155 |
| CPU Holder (3" - 5" adjustment).....    | ACPU3F   | \$ 155 |
| Table Floor Mount Bracket Set.....      | AFB      | \$ 57  |



Questions?

800 876 2120

Overlapping Folding Bases  
 Quickship Program Product  
 For Quickship specification details, visit [www.versteel.com/quickship](http://www.versteel.com/quickship)

top >  
edge >  
  
edge ordering code (radius corner) >  
or  
edge ordering code (square corner) >  
top thickness >

edge ordering code (radius corner) >  
or  
edge ordering code (square corner) >  
top thickness >

| Laminate PVC   | Laminate Wood  | Laminate Soft PVC   | Laminate Urethane/PVC   |
|--|--|---|---|
| Flat<br><br><b>LP2R</b><br>or<br><b>LP2S</b><br>1 1/4"     | Flat<br><br><b>LW2R</b><br>or<br><b>LW2S</b><br>1 1/4"     | Bumper<br><br><b>LB2R</b><br><br>1 1/4"                                     | Ergo (user side only)<br><br><b>LUPE2R</b><br>or<br><b>LUPE2S</b><br>1 1/4" |
| Fluted<br><br><b>LPF2R</b><br>or<br><b>LPF2S</b><br>1 1/4" | Fluted<br><br><b>LWF2R</b><br>or<br><b>LWF2S</b><br>1 1/4" | Reverse Bevel Acrylic<br><br><b>LMRA2R</b><br>or<br><b>LMRA2S</b><br>1 1/4" | PVC on remaining sides<br><br><br><br><br><br><br><br><br><br>1 1/4"        |
| 1 1/4"   | 1 1/4"   | 1 1/4"  | 1 1/4"  |

| Base Style | Table Description                    | Model #                 | Product Wt |
|------------|--------------------------------------|-------------------------|------------|
|            | 18 x 48 Fix w/FixMod                 | VTTC 1848REFX XM        | ≠OS 61     |
|            | 18 x 48 Fix w/RemMod                 | VTTC 1848REFX RM        | ≠OS 61     |
|            | 18 x 48 Fold  w/RemMod               | VTTC 1848REFORM         | ≠OS 66     |
|            | 18 x 48 Fix w/FixLightweightFormMod  | VTTC 1848REFX XL OR XLS | 61         |
|            | 18 x 48 Fix w/RemLightweightFormMod  | VTTC 1848REFX RL OR RLS | 61         |
|            | 18 x 48 Fix w/FixFormMod             | VTTC 1848REFX XF OR XFS | 71         |
|            | 18 x 60 Fix w/FixMod                 | VTTC 1860REFX XM        | ≠OS 72     |
|            | 18 x 60 Fix w/RemMod                 | VTTC 1860REFX RM        | ≠OS 72     |
|            | 18 x 60 Fold w/RemMod                | VTTC 1860REFD RM        | ≠OS 77     |
|            | 18 x 60 Fix w/FixLightweightFormMod  | VTTC 1860REFX XL OR XLS | 71         |
|            | 18 x 60 Fix w/RemLightweightFormMod  | VTTC 1860REFX RL OR RLS | 71         |
|            | 18 x 60 Fix w/FixFormMod             | VTTC 1860REFX XF OR XFS | 84         |
|            | 18 x 72 Fix w/FixMod                 | VTTC 1872REFX XM        | ≠OS 83     |
|            | 18 x 72 Fix w/RemMod                 | VTTC 1872REFX RM        | ≠OS 83     |
|            | 18 x 72 Fold w/RemMod                | VTTC 1872REFD RM        | ≠OS 88     |
|            | 18 x 72 Fix w/FixLightweightFormMod  | VTTC 1872REFX XL OR XLS | 84         |
|            | 18 x 72 Fix w/RemLightweightFormMod  | VTTC 1872REFX RL OR RLS | 84         |
|            | 18 x 72 Fold w/RemLightweightFormMod | VTTC 1872REFD RL OR RLS | 89         |
|            | 18 x 72 Fix w/FixFormMod             | VTTC 1872REFX XF OR XFS | 98         |

**Note:** Training tables are often used with lightweight computer accessories. For heavy duty applications, such as large scale computer equipment, multiple monitor mounts, etc. Versteel suggests adding a third leg or stretcher. Contact Customer Service if you have specific application concerns or questions.

To Order, Specify...

- 1 Model Number
- 2 Top Material
- 3 Edge Style and Thickness
- 4 Edge Color
- 5 Base Color
- 6 Additional Options



| <b>Base Options</b>                                 | <b>Code</b> | <b>Price</b> |
|---|-------------|--------------|
| Alternate Table Height 32" & Under.....             | BAH         | \$ 100       |
| Alternate Table Height 32" & Over.....              | BSP         | \$ call      |
| Casters (4), Dual Wheel Black Hard Wheel.....       | CAS27       | \$ 171       |
| Casters (4), Dual Wheel Two Tone<br>Soft Wheel..... | CAS28       | \$ 171       |
| Mix, Dual Wheel Casters & Glides.....               | BMD         | \$ 163       |
| Self-Leveling Glides (4).....                       | GLD04       | \$ 49        |
| Stretcher Rail (Fix/Tilt) Finish Same as Base.....  | BTS         | \$ 243       |

| <b>Finish Options</b>      |  |        |
|----------------------------|--|--------|
| Chrome.....                |  | \$ 649 |
| Nickel.....                |  | \$ 710 |
| Powder Coat, Standard..... |  | n/c    |
| Powder Coat, Premium.....  |  | \$ 165 |
| Platinum.....              |  | \$ 488 |

| <b>Top Options</b>   |      |         |
|--|------|---------|
| Table Link (all four sides).....   | TLK  | \$ 251  |
| Table Link (24" ends only).....  | TLE  | \$ 135  |
| Special Laminate.....  | TSP  | call    |
| Custom Cutout (per cutout).....  | TCC  | \$ 120  |
| Laptop Locker (each).....  | TLA  | \$ 1375 |
| (available on fixed tables only, see page 34 in<br>All Tables Price List for additional information) |      |         |
| Electronic Lock (per locker).....  | TLEL | \$ 359  |
| Power Unit (up to 10 lockers sequenced).....   | TLPU | \$ 567  |
| (includes 1 key, required for electronic lock)   |      |         |

**Power + Data Options**  
Please reference the Power + Data Price List

| <b>Wire Management Options</b>                    |     |        |
|---|-----|--------|
| Basket, Modesty Mount.....                        | WBM | \$ 97  |
| Basket, Under Top Mount.....                      | WBT | \$ 97  |
| Wire Metal Legway (each).....                     | WUL | \$ 64  |
| 1 Oval Brush Grommet, Location A.....             | WOA | \$ 97  |
| 2 Oval Brush Grommets, Location E.....            | WOE | \$ 194 |
| 1 Oval Brush Grommet, Provide Location Print..... | WOG | \$ 97  |
| 1 Round Grommet, Location A.....                  | WRA | \$ 76  |
| 2 Round Grommets, Location E.....                 | WRE | \$ 152 |
| 1 Round Grommet, Provide Location Print.....      | WRG | \$ 76  |

| <b>Accessories</b>                     |          |        |
|--|----------|--------|
| Keyboard Platform w/Mouse Surface..... | AKP27M   | \$ 760 |
| CPU Holder (3" - 9" adjustment).....   | ACPU3-9F | \$ 237 |
| CPU Holder (5" - 8" adjustment).....   | ACPU5-8F | \$ 155 |
| CPU Holder (3" - 5" adjustment).....   | ACPU3F   | \$ 155 |
| Table Floor Mount Bracket Set.....     | AFB      | \$ 57  |



Questions?

800 876 2120

|                                      |              |               |                        |
|--------------------------------------|--------------|---------------|------------------------|
| top >                                | Laminate PVC | Laminate Wood | Laminate Reverse Bevel |
| edge >                               | Flat         | Flat          | Acrylic                |
|                                      |              |               |                        |
| edge ordering code (radius corner) > | LP2R         | LP3R          | LMRA2R                 |
| or                                   | LP2S         | LP3S          | LMRA2S                 |
| edge ordering code (square corner) > | 1 1/4"       | 1 3/4"        | 1 1/4"                 |
| top thickness >                      |              |               |                        |
|                                      | Fluted       | Fluted        |                        |
|                                      |              |               |                        |
| edge ordering code (radius corner) > | LPF2R        | LPF3R         | LWF2R                  |
| or                                   | LPF2S        | LPF3S         | LWF2S                  |
| edge ordering code (square corner) > | 1 1/4"       | 1 3/4"        | 1 1/4"                 |
| top thickness >                      |              |               |                        |
| top thickness price >                | 1 1/4"       | 1 3/4"        | 1 1/4"                 |

| Base Style | Table Description           | Model #           | Product Wt | 1 1/4" | 1 3/4" | 1 1/4" |
|------------|-----------------------------|-------------------|------------|--------|--------|--------|
| <p>T1</p>  | 24 x 84 Fix w/FixMod        | USTTI 2484REFX XM | 119        | 2153   | 2164   | 3287   |
|            | 24 x 84 Fix w/RemMod        | USTTI 2484REFX RM | 119        | 2183   | 2197   | 3311   |
|            | 24 x 84 Slim-Tilt w/HangMod | USTTI 2484REST HM | 129        | 2537   | 2545   | 3698   |
|            | 24 x 90 Fix w/FixMod        | USTTI 2490REFX XM | 156        | 2612   | 2634   | 4097   |
|            | 24 x 90 Fix w/RemMod        | USTTI 2490REFX RM | 156        | 2722   | 2745   | 3541   |
|            | 24 x 90 Slim-Tilt w/HangMod | USTTI 2490REST HM | 166        | 3058   | 3082   | 3877   |
|            | 24 x 96 Fix w/FixMod        | USTTI 2496REFX XM | 162        | 2612   | 2634   | 4097   |
|            | 24 x 96 Fix w/RemMod        | USTTI 2496REFX RM | 162        | 2722   | 2745   | 3541   |
|            | 24 x 96 Slim-Tilt w/HangMod | USTTI 2496REST HM | 172        | 3058   | 3082   | 3877   |

**Note:** Training tables are often used with lightweight computer accessories. For heavy duty applications, such as large scale computer equipment, multiple monitor mounts, etc. Versteel suggests adding a third leg or stretcher. The price of the 84", 90" and 96" models include a stretcher rail required for additional support. Contact Customer Service if you have specific application concerns or questions.

To Order, Specify...

- 1 Model Number
- 2 Top Material
- 3 Edge Style and Thickness
- 4 Edge Color
- 5 Base Color
- 6 Additional Options





| <b>Base Options</b>                                | <b>Code</b> | <b>Price</b> |
|--|-------------|--------------|
| Alternate Table Height 32" & Under.....            | BAH         | \$ 100       |
| Alternate Table Height 32" & Over.....             | BSP         | \$ call      |
| Self-Leveling Glides (4).....                      | GLD04       | \$ 49        |
| Stretcher Rail (Fix/Tilt) Finish Same as Base..... | BTS         | \$ 243       |

| <b>Finish Options</b>       |  |        |
|-----------------------------|--|--------|
| Chrome .....                |  | \$ 649 |
| Nickel.....                 |  | \$ 710 |
| Powder Coat, Standard ..... |  | n/c    |
| Powder Coat, Premium.....   |  | \$ 165 |
| Platinum.....               |  | \$ 488 |

| <b>Top Options</b>  |      |         |
|---|------|---------|
| Table Link (all four sides) .....   | TLK  | \$ 251  |
| Table Link (24" ends only) .....  | TLE  | \$ 135  |
| Special Laminate.....   | TSP  | call    |
| Custom Cutout (per cutout) .....  | TCC  | \$ 120  |
| Laptop Locker (each).....   | TLA  | \$ 1375 |
| (available on fixed tables only, see page 34 in All Tables Price List for additional information) |      |         |
| Electronic Lock (per locker).....   | TLEL | \$ 359  |
| Power Unit (up to 10 lockers sequenced).....  | TLPU | \$ 567  |
| (includes 1 key, required for electronic lock)  |      |         |

**Power + Data Options**  
Please reference the Power + Data Price List

| <b>Wire Management Options</b>                    |     |        |
|---|-----|--------|
| Basket, Modesty Mount.....                        | WBM | \$ 97  |
| Basket, Under Top Mount.....                      | WBT | \$ 97  |
| Wire Metal Legway (each).....                     | WUL | \$ 64  |
| 1 Oval Brush Grommet, Location A.....             | WOA | \$ 97  |
| 2 Oval Brush Grommets, Location E.....            | WOE | \$ 194 |
| 1 Oval Brush Grommet, Provide Location Print..... | WOG | \$ 97  |
| 1 Round Grommet, Location A.....                  | WRA | \$ 76  |
| 2 Round Grommets, Location E.....                 | WRE | \$ 152 |
| 1 Round Grommet, Provide Location Print .....     | WRG | \$ 76  |

| <b>Accessories</b>                      |          |        |
|---|----------|--------|
| Keyboard Platform w/Mouse Surface ..... | AKP27M   | \$ 760 |
| CPU Holder (3" - 9" adjustment) .....   | ACPU3-9F | \$ 237 |
| CPU Holder (5" - 8" adjustment).....    | ACPU5-8F | \$ 155 |
| CPU Holder (3" - 5" adjustment).....    | ACPU3F   | \$ 155 |
| Table Floor Mount Bracket Set.....      | AFB      | \$ 57  |



Questions?

800 876 2120

top >  
edge >

edge ordering code (radius corner) >  
or  
edge ordering code (square corner) >  
top thickness >

edge ordering code (radius corner) >  
or  
edge ordering code (square corner) >  
top thickness >  
top thickness price >

| Laminate PVC   | Laminate Wood                       | Laminate Reverse Bevel                 |
|--|-------------------------------------|--|
| Flat<br><br>LP2R or LP2S 1 1/4"<br>LP3R or LP3S 1 3/4"       | Flat<br><br>LW2R or LW2S 1 1/4"     | Acrylic<br><br>LMRA2R or LMRA2S 1 1/4" |
| Fluted<br><br>LPF2R or LPF2S 1 1/4"<br>LPF3R or LPF3S 1 3/4" | Fluted<br><br>LWF2R or LWF2S 1 1/4" |  |
| 1 1/4"   | 1 3/4"                              | 1 1/4"                                 |

| Base Style | Table Description | Model # | Product Wt |
|------------|-------------------|---------|------------|
|------------|-------------------|---------|------------|



T1

|   |                          |     |           |      |
|---|--------------------------|-----|-----------|------|
| 30 x 48 Fix w/FixMod                      | USTTI 3048REFX XM        | 100 | 1601 1746 | 2233 |
| 30 x 48 Fix w/RemMod                      | USTTI 3048REFX RM        | 100 | 1625 1775 | 2253 |
| 30 x 48 Slim-Tilt w/Hang/Mod              | USTTI 3048REST HM        | 110 | 1984 2124 | 2623 |
| 30 x 48 Fix w/SquareFixLightweightFormMod | USTTI 3048REFX XL OR XLS | 100 | 1625 1775 | 2253 |
| 30 x 48 Fix w/SquareRemLightweightFormMod | USTTI 3048REFX RL OR RLS | 100 | 1625 1775 | 2253 |
| 30 x 48 Fix w/FixFormMod                  | USTTI 3048REFX XF OR XFS | 112 | 1742 1902 | 2217 |
| 30 x 60 Fix w/FixMod                      | USTTI 3060REFX XM        | 124 | 1787 1846 | 2715 |
| 30 x 60 Fix w/RemMod                      | USTTI 3060REFX RM        | 124 | 1831 1888 | 2761 |
| 30 x 60 Slim-Tilt w/HangMod               | USTTI 3060REST HM        | 134 | 2171 2229 | 3098 |
| 30 x 60 Fix w/SquareFixLightweightFormMod | USTTI 3060REFX XL OR XLS | 124 | 1831 1888 | 2761 |
| 30 x 60 Fix w/SquareRemLightweightFormMod | USTTI 3060REFX RL OR RLS | 124 | 1831 1888 | 2761 |
| 30 x 60 Fix w/FixFormMod                  | USTTI 3060REFX XF OR XFS | 136 | 2092 2149 | 2662 |
| 30 x 72 Fix w/FixMod                      | USTTI 3072REFX XM        | 148 | 1969 2030 | 3307 |
| 30 x 72 Fix w/RemMod                      | USTTI 3072REFX RM        | 148 | 2015 2075 | 3348 |
| 30 x 72 Slim-Tilt w/HangMod               | USTTI 3072REST HM        | 160 | 2351 2414 | 3685 |
| 30 x 72 Fix w/SquareFixLightweightFormMod | USTTI 3072REFX XL OR XLS | 148 | 2015 2075 | 3348 |
| 30 x 72 Fix w/SquareRemLightweightFormMod | USTTI 3072REFX RL OR RLS | 148 | 2015 2075 | 3348 |
| 30 x 72 Fix w/FixFormMod                  | USTTI 3072REFX XF OR XFS | 158 | 2200 2262 | 2869 |

**Note:** Training tables are often used with lightweight computer accessories. For heavy duty applications, such as large scale computer equipment, multiple monitor mounts, etc. Versteel suggests adding a third leg or stretcher. Contact Customer Service if you have specific application concerns or questions.

To Order, Specify...

- 1 Model Number
- 2 Top Material
- 3 Edge Style and Thickness
- 4 Edge Color
- 5 Base Color
- 6 Additional Options



| <b>Base Options</b>                                 | <b>Code</b> | <b>Price</b> |
|---|-------------|--------------|
| Alternate Table Height 32" & Under.....             | BAH         | \$ 100       |
| Alternate Table Height 32" & Over.....              | BSP         | \$ call      |
| Casters (4), Dual Wheel Black Hard Wheel.....       | CAS27       | \$ 171       |
| Casters (4), Dual Wheel Two Tone<br>Soft Wheel..... | CAS28       | \$ 171       |
| Mix, Dual Wheel Casters & Glides.....               | BMD         | \$ 163       |
| Self-Leveling Glides (4).....                       | GLD04       | \$ 49        |
| Stretcher Rail (Fix/Tilt) Finish Same as Base.....  | BTS         | \$ 243       |

| <b>Finish Options</b>      |  |        |
|----------------------------|--|--------|
| Chrome.....                |  | \$ 649 |
| Nickel.....                |  | \$ 710 |
| Powder Coat, Standard..... |  | n/c    |
| Powder Coat, Premium.....  |  | \$ 165 |
| Platinum.....              |  | \$ 488 |

| <b>Top Options</b>   |      |         |
|--|------|---------|
| Table Link (all four sides).....   | TLK  | \$ 251  |
| Table Link (30" ends only).....  | TLE  | \$ 135  |
| Special Laminate.....  | TSP  | call    |
| Custom Cutout (per cutout).....  | TCC  | \$ 120  |
| Laptop Locker (each).....  | TLA  | \$ 1375 |
| (available on fixed tables only, see page 34 in<br>All Tables Price List for additional information) |      |         |
| Electronic Lock (per locker).....  | TLEL | \$ 359  |
| Power Unit (up to 10 lockers sequenced).....   | TLPU | \$ 567  |
| (includes 1 key, required for electronic lock)   |      |         |

**Power + Data Options**  
Please reference the Power + Data Price List

| <b>Wire Management Options</b>                    |     |        |
|---|-----|--------|
| Basket, Modesty Mount.....                        | WBM | \$ 97  |
| Basket, Under Top Mount.....                      | WBT | \$ 97  |
| Wire Metal Legway (each).....                     | WUL | \$ 64  |
| 1 Oval Brush Grommet, Location A.....             | WOA | \$ 97  |
| 2 Oval Brush Grommets, Location E.....            | WOE | \$ 194 |
| 1 Oval Brush Grommet, Provide Location Print..... | WOG | \$ 97  |
| 1 Round Grommet, Location A.....                  | WRA | \$ 76  |
| 2 Round Grommets, Location E.....                 | WRE | \$ 152 |
| 1 Round Grommet, Provide Location Print.....      | WRG | \$ 76  |

| <b>Accessories</b>                     |          |        |
|--|----------|--------|
| Keyboard Platform w/Mouse Surface..... | AKP27M   | \$ 760 |
| CPU Holder (3" - 9" adjustment).....   | ACPU3-9F | \$ 237 |
| CPU Holder (5" - 8" adjustment).....   | ACPU5-8F | \$ 155 |
| CPU Holder (3" - 5" adjustment).....   | ACPU3F   | \$ 155 |
| Table Floor Mount Bracket Set.....     | AFB      | \$ 57  |



Questions?

800 876 2120

|                                      |              |               |                        |
|--------------------------------------|--------------|---------------|------------------------|
| top >                                | Laminate PVC | Laminate Wood | Laminate Reverse Bevel |
| edge >                               | Flat         | Flat          | Acrylic                |
|                                      |              |               |                        |
| edge ordering code (radius corner) > | LP2R         | LP3R          | LW2R                   |
| or                                   | LP2S         | LP3S          | LW2S                   |
| edge ordering code (square corner) > | 1 1/4"       | 1 3/4"        | 1 1/4"                 |
| top thickness >                      |              |               |                        |
|                                      | Fluted       | Fluted        |                        |
|                                      |              |               |                        |
| edge ordering code (radius corner) > | LPF2R        | LPF3R         | LWF2R                  |
| or                                   | LPF2S        | LPF3S         | LWF2S                  |
| edge ordering code (square corner) > | 1 1/4"       | 1 3/4"        | 1 1/4"                 |
| top thickness >                      |              |               |                        |
| top thickness price >                | 1 1/4"       | 1 3/4"        | 1 1/4"                 |

| Base Style | Table Description           | Model #           | Product Wt | 1 1/4" | 1 3/4" | 1 1/4" |
|------------|-----------------------------|-------------------|------------|--------|--------|--------|
| <p>T1</p>  | 30 x 84 Fix w/FixMod        | USTT1 3084REFX XM | 139        | 2236   | 2336   | 3559   |
|            | 30 x 84 Fix w/RemMod        | USTT1 3084REFX RM | 139        | 2268   | 2366   | 3582   |
|            | 30 x 84 Slim-Tilt w/HangMod | USTT1 3084REST HM | 149        | 2623   | 2714   | 3963   |
|            | 30 x 90 Fix w/FixMod        | USTT1 3090REFX XM | 159        | 2625   | 2781   | 4366   |
|            | 30 x 90 Fix w/RemMod        | USTT1 3090REFX RM | 159        | 2664   | 2821   | 4404   |
|            | 30 x 90 Slim-Tilt w/HangMod | USTT1 3090REST HM | 171        | 3002   | 3156   | 4745   |
|            | 30 x 96 Fix w/FixMod        | USTT1 3096REFX XM | 185        | 2625   | 2781   | 4366   |
|            | 30 x 96 Fix w/RemMod        | USTT1 3096REFX RM | 185        | 2664   | 2821   | 4404   |
|            | 30 x 96 Slim-Tilt w/HangMod | USTT1 3096REST HM | 195        | 3002   | 3156   | 4745   |

**Note:** Training tables are often used with lightweight computer accessories. For heavy duty applications, such as large scale computer equipment, multiple monitor mounts, etc. Versteel suggests adding a third leg or stretcher. The price of the 84", 90" and 96" models include a stretcher rail required for additional support. Contact Customer Service if you have specific application concerns or questions.

To Order, Specify...

- 1 Model Number
- 2 Top Material
- 3 Edge Style and Thickness
- 4 Edge Color
- 5 Base Color
- 6 Additional Options



| <b>Base Options</b>                                | <b>Code</b> | <b>Price</b> |
|--|-------------|--------------|
| Alternate Table Height 32" & Under.....            | BAH         | \$ 100       |
| Alternate Table Height 32" & Over.....             | BSP         | \$ call      |
| Self-Leveling Glides (4).....                      | GLD04       | \$ 49        |
| Stretcher Rail (Fix/Tilt) Finish Same as Base..... | BTS         | \$ 243       |

| <b>Finish Options</b>       |  |        |
|-----------------------------|--|--------|
| Chrome .....                |  | \$ 649 |
| Nickel.....                 |  | \$ 710 |
| Powder Coat, Standard ..... |  | n/c    |
| Powder Coat, Premium.....   |  | \$ 165 |
| Platinum.....               |  | \$ 488 |

| <b>Top Options</b>  |      |         |
|---|------|---------|
| Table Link (all four sides) .....   | TLK  | \$ 251  |
| Table Link (30" ends only) .....  | TLE  | \$ 135  |
| Special Laminate.....   | TSP  | call    |
| Custom Cutout (per cutout) .....  | TCC  | \$ 120  |
| Laptop Locker (each).....   | TLA  | \$ 1375 |
| (available on fixed tables only, see page 34 in All Tables Price List for additional information) |      |         |
| Electronic Lock (per locker).....   | TLEL | \$ 359  |
| Power Unit (up to 10 lockers sequenced).....  | TLPU | \$ 567  |
| (includes 1 key, required for electronic lock)  |      |         |

**Power + Data Options**  
Please reference the Power + Data Price List

| <b>Wire Management Options</b>                    |     |        |
|---|-----|--------|
| Basket, Modesty Mount.....                        | WBM | \$ 97  |
| Basket, Under Top Mount.....                      | WBT | \$ 97  |
| Wire Metal Legway (each).....                     | WUL | \$ 64  |
| 1 Oval Brush Grommet, Location A.....             | WOA | \$ 97  |
| 2 Oval Brush Grommets, Location E.....            | WOE | \$ 194 |
| 1 Oval Brush Grommet, Provide Location Print..... | WOG | \$ 97  |
| 1 Round Grommet, Location A.....                  | WRA | \$ 76  |
| 2 Round Grommets, Location E.....                 | WRE | \$ 152 |
| 1 Round Grommet, Provide Location Print .....     | WRG | \$ 76  |

| <b>Accessories</b>                      |          |        |
|---|----------|--------|
| Keyboard Platform w/Mouse Surface ..... | AKP27M   | \$ 760 |
| CPU Holder (3" - 9" adjustment) .....   | ACPU3-9F | \$ 237 |
| CPU Holder (5" - 8" adjustment).....    | ACPU5-8F | \$ 155 |
| CPU Holder (3" - 5" adjustment).....    | ACPU3F   | \$ 155 |
| Table Floor Mount Bracket Set.....      | AFB      | \$ 57  |



Questions?

800 876 2120

top >  
edge >

edge ordering code (radius corner) >  
or  
edge ordering code (square corner) >  
top thickness >

edge ordering code (radius corner) >  
or  
edge ordering code (square corner) >  
top thickness >  
top thickness price >

| Laminate PVC   | Laminate Wood                       | Laminate Reverse Bevel                 |
|--|-------------------------------------|--|
| Flat<br><br>LP2R or LP2S 1 1/4"<br>LP3R or LP3S 1 3/4"       | Flat<br><br>LW2R or LW2S 1 1/4"     | Acrylic<br><br>LMRA2R or LMRA2S 1 1/4" |
| Fluted<br><br>LPF2R or LPF2S 1 1/4"<br>LPF3R or LPF3S 1 3/4" | Fluted<br><br>LWF2R or LWF2S 1 1/4" |  |
| 1 1/4"   | 1 3/4"                              | 1 1/4"                                 |

| Base Style | Table Description | Model # | Product Wt |
|------------|-------------------|---------|------------|
|------------|-------------------|---------|------------|

|  |   |                          |     |
|--|---|--------------------------|-----|
|  | 18 x 48 Fix w/FixMod                      | USTTC 1848REFX XM        | 70  |
|  | 18 x 48 Fix w/RemMod                      | USTTC 1848REFX RM        | 70  |
|  | 18 x 48 Fix w/SquareFixLightweightFormMod | USTTC 1848REFX XL OR XLS | 70  |
|  | 18 x 48 Fix w/SquareRemLightweightFormMod | USTTC 1848REFX RL OR RLS | 70  |
|  | 18 x 48 Fix w/FixFormMod                  | USTTC 1848REFX XF OR XFS | 89  |
|  | 18 x 60 Fix w/FixMod                      | USTTC 1860REFX XM        | 90  |
|  | 18 x 60 Fix w/RemMod                      | USTTC 1860REFX RM        | 90  |
|  | 18 x 60 Fix w/SquareFixLightweightFormMod | USTTC 1860REFX XL OR XLS | 90  |
|  | 18 x 60 Fix w/SquareRemLightweightFormMod | USTTC 1860REFX RL OR RLS | 90  |
|  | 18 x 60 Fix w/FixFormMod                  | USTTC 1860REFX XF OR XFS | 100 |
|  | 18 x 72 Fix w/FixMod                      | USTTC 1872REFX XM        | 113 |
|  | 18 x 72 Fix w/RemMod                      | USTTC 1872REFX RM        | 113 |
|  | 18 x 72 Fix w/SquareFixLightweightFormMod | USTTC 1872REFX XL OR XLS | 113 |
|  | 18 x 72 Fix w/SquareRemLightweightFormMod | USTTC 1872REFX RL OR RLS | 113 |
|  | 18 x 72 Fix w/FixFormMod                  | USTTC 1872REFX XF OR XFS | 123 |

**Note:** Training tables are often used with lightweight computer accessories. For heavy duty applications, such as large scale computer equipment, multiple monitor mounts, etc. Versteel suggests adding a third leg or stretcher. Contact Customer Service if you have specific application concerns or questions.

To Order, Specify...

- 1 Model Number
- 2 Top Material
- 3 Edge Style and Thickness
- 4 Edge Color
- 5 Base Color
- 6 Additional Options



| <b>Base Options</b>                                 | <b>Code</b> | <b>Price</b> |
|---|-------------|--------------|
| Alternate Table Height 32" & Under.....             | BAH         | \$ 100       |
| Alternate Table Height 32" & Over.....              | BSP         | \$ call      |
| Casters (4), Dual Wheel Black Hard Wheel.....       | CAS27       | \$ 171       |
| Casters (4), Dual Wheel Two Tone<br>Soft Wheel..... | CAS28       | \$ 171       |
| Mix, Dual Wheel Casters & Glides.....               | BMD         | \$ 163       |
| Self-Leveling Glides (4).....                       | GLD04       | \$ 49        |
| Stretcher Rail (Fix/Tilt) Finish Same as Base.....  | BTS         | \$ 243       |

| <b>Finish Options</b>      |  |        |
|----------------------------|--|--------|
| Chrome.....                |  | \$ 649 |
| Nickel.....                |  | \$ 710 |
| Powder Coat, Standard..... |  | n/c    |
| Powder Coat, Premium.....  |  | \$ 165 |
| Platinum.....              |  | \$ 488 |

| <b>Top Options</b>   |      |         |
|--|------|---------|
| Table Link (all four sides).....   | TLK  | \$ 251  |
| Table Link (18" ends only).....  | TLE  | \$ 135  |
| Special Laminate.....  | TSP  | call    |
| Custom Cutout (per cutout).....  | TCC  | \$ 120  |
| Laptop Locker (each).....  | TLA  | \$ 1375 |
| (available on fixed tables only, see page 34 in<br>All Tables Price List for additional information) |      |         |
| Electronic Lock (per locker).....  | TLEL | \$ 359  |
| Power Unit (up to 10 lockers sequenced).....   | TLPU | \$ 567  |
| (includes 1 key, required for electronic lock)   |      |         |

**Power + Data Options**  
Please reference the Power + Data Price List

| <b>Wire Management Options</b>                    |     |        |
|---|-----|--------|
| Basket, Modesty Mount.....                        | WBM | \$ 97  |
| Basket, Under Top Mount.....                      | WBT | \$ 97  |
| Wire Metal Legway (each).....                     | WUL | \$ 64  |
| 1 Oval Brush Grommet, Location A.....             | WOA | \$ 97  |
| 2 Oval Brush Grommets, Location E.....            | WOE | \$ 194 |
| 1 Oval Brush Grommet, Provide Location Print..... | WOG | \$ 97  |
| 1 Round Grommet, Location A.....                  | WRA | \$ 76  |
| 2 Round Grommets, Location E.....                 | WRE | \$ 152 |
| 1 Round Grommet, Provide Location Print.....      | WRG | \$ 76  |

| <b>Accessories</b>                     |          |        |
|--|----------|--------|
| Keyboard Platform w/Mouse Surface..... | AKP27M   | \$ 760 |
| CPU Holder (3" - 9" adjustment).....   | ACPU3-9F | \$ 237 |
| CPU Holder (5" - 8" adjustment).....   | ACPU5-8F | \$ 155 |
| CPU Holder (3" - 5" adjustment).....   | ACPU3F   | \$ 155 |
| Table Floor Mount Bracket Set.....     | AFB      | \$ 57  |



Questions?

800 876 2120

|                                      |              |               |                        |
|--------------------------------------|--------------|---------------|------------------------|
| top >                                | Laminate PVC | Laminate Wood | Laminate Reverse Bevel |
| edge >                               | Flat         | Flat          | Acrylic                |
|                                      |              |               |                        |
| edge ordering code (radius corner) > | LP2R         | LP3R          | LMRA2R                 |
| or                                   | LP2S         | LP3S          | LMRA2S                 |
| edge ordering code (square corner) > | 1 1/4"       | 1 3/4"        | 1 1/4"                 |
| top thickness >                      |              |               |                        |
|                                      | Fluted       | Fluted        |                        |
|                                      |              |               |                        |
| edge ordering code (radius corner) > | LPF2R        | LPF3R         | LWF2R                  |
| or                                   | LPF2S        | LPF3S         | LWF2S                  |
| edge ordering code (square corner) > | 1 1/4"       | 1 3/4"        | 1 1/4"                 |
| top thickness >                      |              |               |                        |
| top thickness price >                | 1 1/4"       | 1 3/4"        | 1 1/4"                 |

| Base Style | Table Description    | Model #           | Product Wt |      |      |      |
|------------|----------------------|-------------------|------------|------|------|------|
| <p>TC</p>  | 18 x 84 Fix w/FixMod | USTTC 1884REFX XM | 100        | 2009 | 2136 | 2981 |
|            | 18 x 84 Fix w/RemMod | USTTC 1884REFX RM | 100        | 2035 | 2165 | 3002 |
|            | 18 x 90 Fix w/FixMod | USTTC 1890REFX XM | 119        | 2365 | 2463 | 3846 |
|            | 18 x 90 Fix w/RemMod | USTTC 1890REFX RM | 119        | 2403 | 2506 | 3886 |
|            | 18 x 96 Fix w/FixMod | USTTC 1896REFX XM | 121        | 2365 | 2463 | 3846 |
|            | 18 x 96 Fix w/RemMod | USTTC 1896REFX RM | 121        | 2403 | 2506 | 3886 |

**Note:** Training tables are often used with lightweight computer accessories. For heavy duty applications, such as large scale computer equipment, multiple monitor mounts, etc. Versteel suggests adding a third leg or stretcher. The price of the 84", 90" and 96" models include a stretcher rail required for additional support. Contact Customer Service if you have specific application concerns or questions.

To Order, Specify...

- 1 Model Number
- 2 Top Material
- 3 Edge Style and Thickness
- 4 Edge Color
- 5 Base Color
- 6 Additional Options





| <b>Base Options</b>                                | <b>Code</b> | <b>Price</b> |
|--|-------------|--------------|
| Alternate Table Height 32" & Under.....            | BAH         | \$ 100       |
| Alternate Table Height 32" & Over.....             | BSP         | \$ call      |
| Self-Leveling Glides (4).....                      | GLD04       | \$ 49        |
| Stretcher Rail (Fix/Tilt) Finish Same as Base..... | BTS         | \$ 243       |

| <b>Finish Options</b>       |  |        |
|-----------------------------|--|--------|
| Chrome .....                |  | \$ 649 |
| Nickel.....                 |  | \$ 710 |
| Powder Coat, Standard ..... |  | n/c    |
| Powder Coat, Premium.....   |  | \$ 165 |
| Platinum.....               |  | \$ 488 |

| <b>Top Options</b>  |      |         |
|---|------|---------|
| Table Link (all four sides) .....   | TLK  | \$ 251  |
| Table Link (18" ends only).....   | TLE  | \$ 135  |
| Special Laminate.....   | TSP  | call    |
| Custom Cutout (per cutout) .....  | TCC  | \$ 120  |
| Laptop Locker (each).....   | TLA  | \$ 1375 |
| (available on fixed tables only, see page 34 in All Tables Price List for additional information) |      |         |
| Electronic Lock (per locker).....   | TLEL | \$ 359  |
| Power Unit (up to 10 lockers sequenced).....  | TLPU | \$ 567  |
| (includes 1 key, required for electronic lock)  |      |         |

**Power + Data Options**  
Please reference the Power + Data Price List

| <b>Wire Management Options</b>                    |     |        |
|---|-----|--------|
| Basket, Modesty Mount.....                        | WBM | \$ 97  |
| Basket, Under Top Mount.....                      | WBT | \$ 97  |
| Wire Metal Legway (each).....                     | WUL | \$ 64  |
| 1 Oval Brush Grommet, Location A.....             | WOA | \$ 97  |
| 2 Oval Brush Grommets, Location E.....            | WOE | \$ 194 |
| 1 Oval Brush Grommet, Provide Location Print..... | WOG | \$ 97  |
| 1 Round Grommet, Location A.....                  | WRA | \$ 76  |
| 2 Round Grommets, Location E.....                 | WRE | \$ 152 |
| 1 Round Grommet, Provide Location Print .....     | WRG | \$ 76  |

| <b>Accessories</b>                      |          |        |
|---|----------|--------|
| Keyboard Platform w/Mouse Surface ..... | AKP27M   | \$ 760 |
| CPU Holder (3" - 9" adjustment) .....   | ACPU3-9F | \$ 237 |
| CPU Holder (5" - 8" adjustment).....    | ACPU5-8F | \$ 155 |
| CPU Holder (3" - 5" adjustment).....    | ACPU3F   | \$ 155 |
| Table Floor Mount Bracket Set.....      | AFB      | \$ 57  |



Questions?

800 876 2120

|                                      |              |               |                        |
|--------------------------------------|--------------|---------------|------------------------|
| top >                                | Laminate PVC | Laminate Wood | Laminate Reverse Bevel |
| edge >                               | Flat         | Flat          | Acrylic                |
|                                      |              |               |                        |
| edge ordering code (radius corner) > | LP2R         | LP3R          | LMRA2R                 |
| or                                   | LP2S         | LP3S          | LMRA2S                 |
| edge ordering code (square corner) > | 1 1/4"       | 1 3/4"        | 1 1/4"                 |
| top thickness >                      |              |               |                        |
|                                      | Fluted       | Fluted        |                        |
|                                      |              |               |                        |
| edge ordering code (radius corner) > | LPF2R        | LPF3R         | LWF2R                  |
| or                                   | LPF2S        | LPF3S         | LWF2S                  |
| edge ordering code (square corner) > | 1 1/4"       | 1 3/4"        | 1 1/4"                 |
| top thickness >                      |              |               |                        |
| top thickness price >                | 1 1/4"       | 1 3/4"        | 1 1/4"                 |

| Base Style | Table Description                         | Model #                  | Product Wt | 1 1/4" | 1 3/4" | 1 1/4" |
|------------|---|--------------------------|------------|--------|--------|--------|
|            | 24 x 48 Fix w/FixMod                      | USTTC 2448REFX XM        | 96         | 1475   | 1513   | 2086   |
|            | 24 x 48 Fix w/RemMod                      | USTTC 2448REFX RM        | 96         | 1500   | 1563   | 2102   |
|            | 24 x 48 Slim-Tilt w/HangMod               | USTTC 2448REST HM        | 106        | 1852   | 1898   | 2488   |
|            | 24 x 48 Fix w/SquareFixLightweightFormMod | USTTC 2448REFX XL OR XLS | 96         | 1500   | 1563   | 2102   |
|            | 24 x 48 Fix w/SquareRemLightweightFormMod | USTTC 2448REFX RL OR RLS | 96         | 1500   | 1563   | 2102   |
|            | 24 x 48 Fix w/FixFormMod                  | USTTC 2448REFX XF OR XFS | 107        | 1607   | 1659   | 2053   |
|            | 24 x 60 Fix w/FixMod                      | USTTC 2460REFX XM        | 109        | 1663   | 1736   | 2558   |
|            | 24 x 60 Fix w/RemMod                      | USTTC 2460REFX RM        | 109        | 1710   | 1779   | 2602   |
|            | 24 x 60 Slim-Tilt w/HangMod               | USTTC 2460REST HM        | 119        | 2046   | 2118   | 2938   |
|            | 24 x 60 Fix w/SquareFixLightweightFormMod | USTTC 2460REFX XL OR XLS | 109        | 1710   | 1779   | 2602   |
|            | 24 x 60 Fix w/SquareRemLightweightFormMod | USTTC 2460REFX RL OR RLS | 109        | 1710   | 1779   | 2602   |
|            | 24 x 60 Fix w/FixFormMod                  | USTTC 2460REFX XF OR XFS | 120        | 1970   | 2041   | 2503   |
|            | 24 x 72 Fix w/FixMod                      | USTTC 2472REFX XM        | 130        | 1919   | 1981   | 3167   |
|            | 24 x 72 Fix w/RemMod                      | USTTC 2472REFX RM        | 130        | 1967   | 2026   | 3211   |
|            | 24 x 72 Slim-Tilt w/HangMod               | USTTC 2472REST HM        | 142        | 2304   | 2363   | 3549   |
|            | 24 x 72 Fix w/SquareFixLightweightFormMod | USTTC 2472REFX XL OR XLS | 130        | 1967   | 2026   | 3211   |
|            | 24 x 72 Fix w/SquareRemLightweightFormMod | USTTC 2472REFX RL OR RLS | 130        | 1967   | 2026   | 3211   |
|            | 24 x 72 Fix w/FixFormMod                  | USTTC 2472REFX XF OR XFS | 140        | 2151   | 2209   | 2733   |

**Note:** Training tables are often used with lightweight computer accessories. For heavy duty applications, such as large scale computer equipment, multiple monitor mounts, etc. Versteel suggests adding a third leg or stretcher. Contact Customer Service if you have specific application concerns or questions.

To Order, Specify...

- 1 Model Number
- 2 Top Material
- 3 Edge Style and Thickness
- 4 Edge Color
- 5 Base Color
- 6 Additional Options



| <b>Base Options</b>                                 | <b>Code</b> | <b>Price</b> |
|---|-------------|--------------|
| Alternate Table Height 32" & Under.....             | BAH         | \$ 100       |
| Alternate Table Height 32" & Over.....              | BSP         | \$ call      |
| Casters (4), Dual Wheel Black Hard Wheel.....       | CAS27       | \$ 171       |
| Casters (4), Dual Wheel Two Tone<br>Soft Wheel..... | CAS28       | \$ 171       |
| Mix, Dual Wheel Casters & Glides.....               | BMD         | \$ 163       |
| Self-Leveling Glides (4).....                       | GLD04       | \$ 49        |
| Stretcher Rail (Fix/Tilt) Finish Same as Base.....  | BTS         | \$ 243       |

| <b>Finish Options</b>      | <b>Code</b> | <b>Price</b> |
|----------------------------|-------------|--------------|
| Chrome.....                | ---         | \$ 649       |
| Nickel.....                | ---         | \$ 710       |
| Powder Coat, Standard..... | ---         | n/c          |
| Powder Coat, Premium.....  | ---         | \$ 165       |
| Platinum.....              | ---         | \$ 488       |

| <b>Top Options</b>   | <b>Code</b> | <b>Price</b> |
|--|-------------|--------------|
| Table Link (all four sides).....   | TLK         | \$ 251       |
| Table Link (24" ends only).....  | TLE         | \$ 135       |
| Special Laminate.....  | TSP         | call         |
| Custom Cutout (per cutout).....  | TCC         | \$ 120       |
| Laptop Locker (each).....  | TLA         | \$ 1375      |
| (available on fixed tables only, see page 34 in<br>All Tables Price List for additional information) |             |              |
| Electronic Lock (per locker).....  | TLEL        | \$ 359       |
| Power Unit (up to 10 lockers sequenced).....   | TLPU        | \$ 567       |
| (includes 1 key, required for electronic lock)   |             |              |

**Power + Data Options**  
Please reference the Power + Data Price List

| <b>Wire Management Options</b>                    | <b>Code</b> | <b>Price</b> |
|---|-------------|--------------|
| Basket, Modesty Mount.....                        | WBM         | \$ 97        |
| Basket, Under Top Mount.....                      | WBT         | \$ 97        |
| Wire Metal Legway (each).....                     | WUL         | \$ 64        |
| 1 Oval Brush Grommet, Location A.....             | WOA         | \$ 97        |
| 2 Oval Brush Grommets, Location E.....            | WOE         | \$ 194       |
| 1 Oval Brush Grommet, Provide Location Print..... | WOG         | \$ 97        |
| 1 Round Grommet, Location A.....                  | WRA         | \$ 76        |
| 2 Round Grommets, Location E.....                 | WRE         | \$ 152       |
| 1 Round Grommet, Provide Location Print.....      | WRG         | \$ 76        |

| <b>Accessories</b>                     | <b>Code</b> | <b>Price</b> |
|--|-------------|--------------|
| Keyboard Platform w/Mouse Surface..... | AKP27M      | \$ 760       |
| CPU Holder (3" - 9" adjustment).....   | ACPU3-9F    | \$ 237       |
| CPU Holder (5" - 8" adjustment).....   | ACPU5-8F    | \$ 155       |
| CPU Holder (3" - 5" adjustment).....   | ACPU3F      | \$ 155       |
| Table Floor Mount Bracket Set.....     | AFB         | \$ 57        |



Questions?

800 876 2120

|                                      |              |               |                        |
|--------------------------------------|--------------|---------------|------------------------|
| top >                                | Laminate PVC | Laminate Wood | Laminate Reverse Bevel |
| edge >                               | Flat         | Flat          | Acrylic                |
|                                      |              |               |                        |
| edge ordering code (radius corner) > | LP2R         | LP3R          | LMRA2R                 |
| or                                   | LP2S         | LP3S          | LMRA2S                 |
| edge ordering code (square corner) > | 1 1/4"       | 1 3/4"        | 1 1/4"                 |
| top thickness >                      |              |               |                        |
|                                      | Fluted       | Fluted        |                        |
|                                      |              |               |                        |
| edge ordering code (radius corner) > | LPF2R        | LPF3R         | LWF2R                  |
| or                                   | LPF2S        | LPF3S         | LWF2S                  |
| edge ordering code (square corner) > | 1 1/4"       | 1 3/4"        | 1 1/4"                 |
| top thickness >                      |              |               |                        |
| top thickness price >                | 1 1/4"       | 1 3/4"        | 1 1/4"                 |

| Base Style | Table Description           | Model #           | Product Wt |      |      |      |  |
|------------|-----------------------------|-------------------|------------|------|------|------|--|
| <p>TC</p>  | 24 x 84 Fix w/FixMod        | USTTC 2484REFX XM | 119        | 2153 | 2164 | 3287 |  |
|            | 24 x 84 Fix w/RemMod        | USTTC 2484REFX RM | 119        | 2183 | 2197 | 3311 |  |
|            | 24 x 84 Slim-Tilt w/HangMod | USTTC 2484REST HM | 129        | 2537 | 2545 | 3698 |  |
|            | 24 x 90 Fix w/FixMod        | USTTC 2490REFX XM | 156        | 2612 | 2634 | 4097 |  |
|            | 24 x 90 Fix w/RemMod        | USTTC 2490REFX RM | 156        | 2722 | 2745 | 3541 |  |
|            | 24 x 90 Slim-Tilt w/HangMod | USTTC 2490REST HM | 166        | 3058 | 3082 | 3877 |  |
|            | 24 x 96 Fix w/FixMod        | USTTC 2496REFX XM | 162        | 2612 | 2634 | 4097 |  |
|            | 24 x 96 Fix w/RemMod        | USTTC 2496REFX RM | 162        | 2722 | 2745 | 3541 |  |
|            | 24 x 96 Slim-Tilt w/HangMod | USTTC 2496REST HM | 172        | 3058 | 3082 | 3877 |  |
|            |                             |                   |            |      |      |      |  |
|            |                             |                   |            |      |      |      |  |
|            |                             |                   |            |      |      |      |  |

**Note:** Training tables are often used with lightweight computer accessories. For heavy duty applications, such as large scale computer equipment, multiple monitor mounts, etc. Versteel suggests adding a third leg or stretcher. The price of the 84", 90" and 96" models include a stretcher rail required for additional support. Contact Customer Service if you have specific application concerns or questions.

To Order, Specify...

- 1 Model Number
- 2 Top Material
- 3 Edge Style and Thickness
- 4 Edge Color
- 5 Base Color
- 6 Additional Options



| <b>Base Options</b>                                | <b>Code</b> | <b>Price</b> |
|--|-------------|--------------|
| Alternate Table Height 32" & Under.....            | BAH         | \$ 100       |
| Alternate Table Height 32" & Over.....             | BSP         | \$ call      |
| Self-Leveling Glides (4).....                      | GLD04       | \$ 49        |
| Stretcher Rail (Fix/Tilt) Finish Same as Base..... | BTS         | \$ 243       |

| <b>Finish Options</b>       |  |        |
|-----------------------------|--|--------|
| Chrome .....                |  | \$ 649 |
| Nickel.....                 |  | \$ 710 |
| Powder Coat, Standard ..... |  | n/c    |
| Powder Coat, Premium.....   |  | \$ 165 |
| Platinum.....               |  | \$ 488 |

| <b>Top Options</b>  |      |         |
|---|------|---------|
| Table Link (all four sides) .....   | TLK  | \$ 251  |
| Table Link (24" ends only) .....  | TLE  | \$ 135  |
| Special Laminate.....   | TSP  | call    |
| Custom Cutout (per cutout) .....  | TCC  | \$ 120  |
| Laptop Locker (each).....   | TLA  | \$ 1375 |
| (available on fixed tables only, see page 34 in All Tables Price List for additional information) |      |         |
| Electronic Lock (per locker).....   | TLEL | \$ 359  |
| Power Unit (up to 10 lockers sequenced).....  | TLPU | \$ 567  |
| (includes 1 key, required for electronic lock)  |      |         |

**Power + Data Options**  
Please reference the Power + Data Price List

| <b>Wire Management Options</b>                    |     |        |
|---|-----|--------|
| Basket, Modesty Mount.....                        | WBM | \$ 97  |
| Basket, Under Top Mount.....                      | WBT | \$ 97  |
| Wire Metal Legway (each).....                     | WUL | \$ 64  |
| 1 Oval Brush Grommet, Location A.....             | WOA | \$ 97  |
| 2 Oval Brush Grommets, Location E.....            | WOE | \$ 194 |
| 1 Oval Brush Grommet, Provide Location Print..... | WOG | \$ 97  |
| 1 Round Grommet, Location A.....                  | WRA | \$ 76  |
| 2 Round Grommets, Location E.....                 | WRE | \$ 152 |
| 1 Round Grommet, Provide Location Print .....     | WRG | \$ 76  |

| <b>Accessories</b>                      |          |        |
|---|----------|--------|
| Keyboard Platform w/Mouse Surface ..... | AKP27M   | \$ 760 |
| CPU Holder (3" - 9" adjustment) .....   | ACPU3-9F | \$ 237 |
| CPU Holder (5" - 8" adjustment).....    | ACPU5-8F | \$ 155 |
| CPU Holder (3" - 5" adjustment).....    | ACPU3F   | \$ 155 |
| Table Floor Mount Bracket Set.....      | AFB      | \$ 57  |



Questions?

800 876 2120

top >  
edge >

edge ordering code (radius corner) >  
or  
edge ordering code (square corner) >  
top thickness >

edge ordering code (radius corner) >  
or  
edge ordering code (square corner) >  
top thickness >  
top thickness price >

| Laminate PVC   | Laminate Wood                       | Laminate Reverse Bevel                 |
|--|-------------------------------------|--|
| Flat<br><br>LP2R or LP2S 1 1/4"<br>LP3R or LP3S 1 3/4"       | Flat<br><br>LW2R or LW2S 1 1/4"     | Acrylic<br><br>LMRA2R or LMRA2S 1 1/4" |
| Fluted<br><br>LPF2R or LPF2S 1 1/4"<br>LPF3R or LPF3S 1 3/4" | Fluted<br><br>LWF2R or LWF2S 1 1/4" |  |
| 1 1/4"   | 1 3/4"                              | 1 1/4"                                 |

| Base Style | Table Description | Model # | Product Wt |
|------------|-------------------|---------|------------|
|------------|-------------------|---------|------------|

|  |   |                          |     |
|--|---|--------------------------|-----|
|  | 30 x 48 Fix w/FixMod                      | USTTC 3048REFX XM        | 100 |
|  | 30 x 48 Fix w/RemMod                      | USTTC 3048REFX RM        | 100 |
|  | 30 x 48 Slim-Tilt w/HangMod               | USTTC 3048REST HM        | 110 |
|  | 30 x 48 Fix w/SquareFixLightweightFormMod | USTTC 3048REFX XL OR XLS | 100 |
|  | 30 x 48 Fix w/SquareRemLightweightFormMod | USTTC 3048REFX RL OR RLS | 100 |
|  | 30 x 48 Fix w/FixFormMod                  | USTTC 3048REFX XF OR XFS | 112 |
|  | 30 x 60 Fix w/FixMod                      | USTTC 3060REFX XM        | 124 |
|  | 30 x 60 Fix w/RemMod                      | USTTC 3060REFX RM        | 124 |
|  | 30 x 60 Slim-Tilt w/HangMod               | USTTC 3060REST HM        | 134 |
|  | 30 x 60 Fix w/SquareFixLightweightFormMod | USTTC 3060REFX XL OR XLS | 124 |
|  | 30 x 60 Fix w/SquareRemLightweightFormMod | USTTC 3060REFX RL OR RLS | 124 |
|  | 30 x 60 Fix w/FixFormMod                  | USTTC 3060REFX XF OR XFS | 136 |
|  | 30 x 72 Fix w/FixMod                      | USTTC 3072REFX XM        | 148 |
|  | 30 x 72 Fix w/RemMod                      | USTTC 3072REFX RM        | 148 |
|  | 30 x 72 Slim-Tilt w/HangMod               | USTTC 3072REST HM        | 160 |
|  | 30 x 72 Fix w/SquareFixLightweightFormMod | USTTC 3072REFX XL OR XLS | 148 |
|  | 30 x 72 Fix w/SquareRemLightweightFormMod | USTTC 3072REFX RL OR RLS | 148 |
|  | 30 x 72 Fix w/FixFormMod                  | USTTC 3072REFX XF OR XFS | 158 |

**Note:** Training tables are often used with lightweight computer accessories. For heavy duty applications, such as large scale computer equipment, multiple monitor mounts, etc. Versteel suggests adding a third leg or stretcher. Contact Customer Service if you have specific application concerns or questions.

To Order, Specify...

- 1 Model Number
- 2 Top Material
- 3 Edge Style and Thickness
- 4 Edge Color
- 5 Base Color
- 6 Additional Options



| <b>Base Options</b>                                 | <b>Code</b> | <b>Price</b> |
|---|-------------|--------------|
| Alternate Table Height 32" & Under.....             | BAH         | \$ 100       |
| Alternate Table Height 32" & Over.....              | BSP         | \$ call      |
| Casters (4), Dual Wheel Black Hard Wheel.....       | CAS27       | \$ 171       |
| Casters (4), Dual Wheel Two Tone<br>Soft Wheel..... | CAS28       | \$ 171       |
| Mix, Dual Wheel Casters & Glides.....               | BMD         | \$ 163       |
| Self-Leveling Glides (4).....                       | GLD04       | \$ 49        |
| Stretcher Rail (Fix/Tilt) Finish Same as Base.....  | BTS         | \$ 243       |

| <b>Finish Options</b>      |  |        |
|----------------------------|--|--------|
| Chrome.....                |  | \$ 649 |
| Nickel.....                |  | \$ 710 |
| Powder Coat, Standard..... |  | n/c    |
| Powder Coat, Premium.....  |  | \$ 165 |
| Platinum.....              |  | \$ 488 |

| <b>Top Options</b>   |      |         |
|--|------|---------|
| Table Link (all four sides).....   | TLK  | \$ 251  |
| Table Link (30" ends only).....  | TLE  | \$ 135  |
| Special Laminate.....  | TSP  | call    |
| Custom Cutout (per cutout).....  | TCC  | \$ 120  |
| Laptop Locker (each).....  | TLA  | \$ 1375 |
| (available on fixed tables only, see page 34 in<br>All Tables Price List for additional information) |      |         |
| Electronic Lock (per locker).....  | TLEL | \$ 359  |
| Power Unit (up to 10 lockers sequenced).....   | TLPU | \$ 567  |
| (includes 1 key, required for electronic lock)   |      |         |

**Power + Data Options**  
Please reference the Power + Data Price List

| <b>Wire Management Options</b>                    |     |        |
|---|-----|--------|
| Basket, Modesty Mount.....                        | WBM | \$ 97  |
| Basket, Under Top Mount.....                      | WBT | \$ 97  |
| Wire Metal Legway (each).....                     | WUL | \$ 64  |
| 1 Oval Brush Grommet, Location A.....             | WOA | \$ 97  |
| 2 Oval Brush Grommets, Location E.....            | WOE | \$ 194 |
| 1 Oval Brush Grommet, Provide Location Print..... | WOG | \$ 97  |
| 1 Round Grommet, Location A.....                  | WRA | \$ 76  |
| 2 Round Grommets, Location E.....                 | WRE | \$ 152 |
| 1 Round Grommet, Provide Location Print.....      | WRG | \$ 76  |

| <b>Accessories</b>                     |          |        |
|--|----------|--------|
| Keyboard Platform w/Mouse Surface..... | AKP27M   | \$ 760 |
| CPU Holder (3" - 9" adjustment).....   | ACPU3-9F | \$ 237 |
| CPU Holder (5" - 8" adjustment).....   | ACPU5-8F | \$ 155 |
| CPU Holder (3" - 5" adjustment).....   | ACPU3F   | \$ 155 |
| Table Floor Mount Bracket Set.....     | AFB      | \$ 57  |



Questions?

800 876 2120

|                                      |              |               |                        |
|--------------------------------------|--------------|---------------|------------------------|
| top >                                | Laminate PVC | Laminate Wood | Laminate Reverse Bevel |
| edge >                               | Flat         | Flat          | Acrylic                |
|                                      |              |               |                        |
| edge ordering code (radius corner) > | LP2R         | LP3R          | LW2R                   |
| or                                   | LP2S         | LP3S          | LW2S                   |
| edge ordering code (square corner) > | 1 1/4"       | 1 3/4"        | 1 1/4"                 |
| top thickness >                      |              |               |                        |
|                                      | Fluted       | Fluted        |                        |
|                                      |              |               |                        |
| edge ordering code (radius corner) > | LPF2R        | LPF3R         | LWF2R                  |
| or                                   | LPF2S        | LPF3S         | LWF2S                  |
| edge ordering code (square corner) > | 1 1/4"       | 1 3/4"        | 1 1/4"                 |
| top thickness >                      |              |               |                        |
| top thickness price >                | 1 1/4"       | 1 3/4"        | 1 1/4"                 |

| Base Style | Table Description           | Model #           | Product Wt | 1 1/4" | 1 3/4" | 1 1/4" |
|------------|-----------------------------|-------------------|------------|--------|--------|--------|
| <p>TC</p>  | 30 x 84 Fix w/FixMod        | USTTC 3084REFX XM | 139        | 2236   | 2336   | 3559   |
|            | 30 x 84 Fix w/RemMod        | USTTC 3084REFX RM | 139        | 2268   | 2366   | 3582   |
|            | 30 x 84 Slim-Tilt w/HangMod | USTTC 3084REST HM | 149        | 2623   | 2714   | 3963   |
|            | 30 x 90 Fix w/FixMod        | USTTC 3090REFX XM | 159        | 2625   | 2781   | 4366   |
|            | 30 x 90 Fix w/RemMod        | USTTC 3090REFX RM | 159        | 2664   | 2821   | 4404   |
|            | 30 x 90 Slim-Tilt w/HangMod | USTTC 3090REST HM | 171        | 3002   | 3156   | 4745   |
|            | 30 x 96 Fix w/FixMod        | USTTC 3096REFX XM | 185        | 2625   | 2781   | 4366   |
|            | 30 x 96 Fix w/RemMod        | USTTC 3096REFX RM | 185        | 2664   | 2821   | 4404   |
|            | 30 x 96 Slim-Tilt w/HangMod | USTTC 3096REST HM | 195        | 3002   | 3156   | 4745   |

**Note:** Training tables are often used with lightweight computer accessories. For heavy duty applications, such as large scale computer equipment, multiple monitor mounts, etc. Versteel suggests adding a third leg or stretcher. The price of the 84", 90" and 96" models include a stretcher rail required for additional support. Contact Customer Service if you have specific application concerns or questions.

To Order, Specify...

- 1 Model Number
- 2 Top Material
- 3 Edge Style and Thickness
- 4 Edge Color
- 5 Base Color
- 6 Additional Options





| <b>Base Options</b>                                | <b>Code</b> | <b>Price</b> |
|--|-------------|--------------|
| Alternate Table Height 32" & Under.....            | BAH         | \$ 100       |
| Alternate Table Height 32" & Over.....             | BSP         | \$ call      |
| Self-Leveling Glides (4).....                      | GLD04       | \$ 49        |
| Stretcher Rail (Fix/Tilt) Finish Same as Base..... | BTS         | \$ 243       |

| <b>Finish Options</b>       |  |        |
|-----------------------------|--|--------|
| Chrome .....                |  | \$ 649 |
| Nickel.....                 |  | \$ 710 |
| Powder Coat, Standard ..... |  | n/c    |
| Powder Coat, Premium.....   |  | \$ 165 |
| Platinum.....               |  | \$ 488 |

| <b>Top Options</b>  |      |         |
|---|------|---------|
| Table Link (all four sides) .....   | TLK  | \$ 251  |
| Table Link (30" ends only) .....  | TLE  | \$ 135  |
| Special Laminate.....   | TSP  | call    |
| Custom Cutout (per cutout) .....  | TCC  | \$ 120  |
| Laptop Locker (each).....   | TLA  | \$ 1375 |
| (available on fixed tables only, see page 34 in All Tables Price List for additional information) |      |         |
| Electronic Lock (per locker).....   | TLEL | \$ 359  |
| Power Unit (up to 10 lockers sequenced).....  | TLPU | \$ 567  |
| (includes 1 key, required for electronic lock)  |      |         |

**Power + Data Options**  
Please reference the Power + Data Price List

| <b>Wire Management Options</b>                    |     |        |
|---|-----|--------|
| Basket, Modesty Mount.....                        | WBM | \$ 97  |
| Basket, Under Top Mount.....                      | WBT | \$ 97  |
| Wire Metal Legway (each).....                     | WUL | \$ 64  |
| 1 Oval Brush Grommet, Location A.....             | WOA | \$ 97  |
| 2 Oval Brush Grommets, Location E.....            | WOE | \$ 194 |
| 1 Oval Brush Grommet, Provide Location Print..... | WOG | \$ 97  |
| 1 Round Grommet, Location A.....                  | WRA | \$ 76  |
| 2 Round Grommets, Location E.....                 | WRE | \$ 152 |
| 1 Round Grommet, Provide Location Print .....     | WRG | \$ 76  |

| <b>Accessories</b>                      |          |        |
|---|----------|--------|
| Keyboard Platform w/Mouse Surface ..... | AKP27M   | \$ 760 |
| CPU Holder (3" - 9" adjustment) .....   | ACPU3-9F | \$ 237 |
| CPU Holder (5" - 8" adjustment).....    | ACPU5-8F | \$ 155 |
| CPU Holder (3" - 5" adjustment).....    | ACPU3F   | \$ 155 |
| Table Floor Mount Bracket Set.....      | AFB      | \$ 57  |



Questions?

800 876 2120

top >  
edge >

|   |   |
|---|---|
| Laminate<br>PVC   | Laminate<br>Wood  |
| Flat  | Flat  |
|   |   |
| edge ordering code (radius corner) ><br>or<br>edge ordering code (square corner) ><br>top thickness > | edge ordering code (radius corner) ><br>or<br>edge ordering code (square corner) ><br>top thickness > |
| LP2R<br>or<br>LP2S<br>1 1/4"  | LP3R<br>or<br>LP3S<br>1 3/4"  |
| LW2R<br>or<br>LW2S<br>1 1/4"  |   |
| Fluted  | Fluted  |
|   |   |
| edge ordering code (radius corner) ><br>or<br>edge ordering code (square corner) ><br>top thickness > | edge ordering code (radius corner) ><br>or<br>edge ordering code (square corner) ><br>top thickness > |
| LPF2R<br>or<br>LPF2S<br>1 1/4"  | LPF3R<br>or<br>LPF3S<br>1 3/4"  |
| LWF2R<br>or<br>LWF2S<br>1 1/4"  |   |
| top thickness price >   | top thickness price >   |
| 1 1/4"  | 1 3/4"  |

| Base Style | Table Description        | Model #                 | Product Wt | 1 1/4" | 1 3/4" | 1 1/4" |
|------------|--------------------------|-------------------------|------------|--------|--------|--------|
|            | 18 x 48 Fix w/FixMod     | USTL11848REFX XM        | 70         | 1408   | 1524   | 1913   |
|            | 18 x 48 Fix w/RemMod     | USTL11848REFX RM        | 70         | 1427   | 1544   | 1927   |
|            | 18 x 48 Fix w/FixFormMod | USTL11848REFX XF OR XFS | 89         | 1539   | 1668   | 1886   |
|            | 18 x 60 Fix w/FixMod     | USTL11860REFX XM        | 90         | 1621   | 1696   | 2344   |
|            | 18 x 60 Fix w/RemMod     | USTL11860REFX RM        | 90         | 1664   | 1740   | 2389   |
|            | 18 x 60 Fix w/FixFormMod | USTL11860REFX XF OR XFS | 100        | 1928   | 2004   | 2290   |
|            | 18 x 72 Fix w/FixMod     | USTL11872REFX XM        | 113        | 1756   | 1859   | 2856   |
|            | 18 x 72 Fix w/RemMod     | USTL11872REFX RM        | 113        | 1803   | 1901   | 2903   |
|            | 18 x 72 Fix w/FixFormMod | USTL11872REFX XF OR XFS | 123        | 1987   | 2088   | 2423   |
|            | 18 x 84 Fix w/FixMod     | USTL11884REFX XM        | 100        | 2009   | 2136   | 2981   |
|            | 18 x 84 Fix w/RemMod     | USTL11884REFX RM        | 100        | 2035   | 2165   | 3002   |
|            | 18 x 90 Fix w/FixMod     | USTL11890REFX XM        | 119        | 2111   | 2207   | 3453   |
|            | 18 x 90 Fix w/RemMod     | USTL11890REFX RM        | 119        | 2172   | 2267   | 3513   |
|            | 18 x 96 Fix w/FixMod     | USTL11896REFX XM        | 121        | 2117   | 2214   | 3596   |
|            | 18 x 96 Fix w/RemMod     | USTL11896REFX RM        | 121        | 2153   | 2256   | 3634   |

**Note:** Training tables are often used with lightweight computer accessories. For heavy duty applications, such as large scale computer equipment, multiple monitor mounts, etc. Versteel suggests adding a third leg or stretcher. The price of the 84", 90" and 96" models include a stretcher rail required for additional support. Contact Customer Service if you have specific application concerns or questions.

To Order, Specify...

- 1 Model Number
- 2 Top Material
- 3 Edge Style and Thickness
- 4 Edge Color
- 5 Base Color
- 6 Additional Options



| <b>Base Options</b>                                 | <b>Code</b> | <b>Price</b> |
|---|-------------|--------------|
| Alternate Table Height 32" & Under.....             | BAH         | \$ 100       |
| Alternate Table Height 32" & Over.....              | BSP         | \$ call      |
| Casters (4), Dual Wheel Black Hard Wheel.....       | CAS27       | \$ 171       |
| Casters (4), Dual Wheel Two Tone<br>Soft Wheel..... | CAS28       | \$ 171       |
| Mix, Dual Wheel Casters & Glides.....               | BMD         | \$ 163       |
| Self-Leveling Glides (4).....                       | GLD04       | \$ 49        |
| Stretcher Rail (Fix/Tilt) Finish Same as Base.....  | BTS         | \$ 243       |

| <b>Finish Options</b>      |  |        |
|----------------------------|--|--------|
| Chrome.....                |  | \$ 649 |
| Nickel.....                |  | \$ 710 |
| Powder Coat, Standard..... |  | n/c    |
| Powder Coat, Premium.....  |  | \$ 165 |
| Platinum.....              |  | \$ 488 |

| <b>Top Options</b>   |      |         |
|--|------|---------|
| Table Link (all four sides).....   | TLK  | \$ 251  |
| Table Link (18" ends only).....  | TLE  | \$ 135  |
| Special Laminate.....  | TSP  | call    |
| Custom Cutout (per cutout).....  | TCC  | \$ 120  |
| Laptop Locker (each).....  | TLA  | \$ 1375 |
| (available on fixed tables only, see page 34 in<br>All Tables Price List for additional information) |      |         |
| Electronic Lock (per locker).....  | TLEL | \$ 359  |
| Power Unit (up to 10 lockers sequenced).....   | TLPU | \$ 567  |
| (includes 1 key, required for electronic lock)   |      |         |

**Power + Data Options**  
Please reference the Power + Data Price List

| <b>Wire Management Options</b>                    |     |        |
|---|-----|--------|
| Basket, Modesty Mount.....                        | WBM | \$ 97  |
| Basket, Under Top Mount.....                      | WBT | \$ 97  |
| Wire Metal Legway (each).....                     | WUL | \$ 64  |
| 1 Oval Brush Grommet, Location A.....             | WOA | \$ 97  |
| 2 Oval Brush Grommets, Location E.....            | WOE | \$ 194 |
| 1 Oval Brush Grommet, Provide Location Print..... | WOG | \$ 97  |
| 1 Round Grommet, Location A.....                  | WRA | \$ 76  |
| 2 Round Grommets, Location E.....                 | WRE | \$ 152 |
| 1 Round Grommet, Provide Location Print.....      | WRG | \$ 76  |

| <b>Accessories</b>                     |          |        |
|--|----------|--------|
| Keyboard Platform w/Mouse Surface..... | AKP27M   | \$ 760 |
| CPU Holder (3" - 9" adjustment).....   | ACPU3-9F | \$ 237 |
| CPU Holder (5" - 8" adjustment).....   | ACPU5-8F | \$ 155 |
| CPU Holder (3" - 5" adjustment).....   | ACPU3F   | \$ 155 |
| Table Floor Mount Bracket Set.....     | AFB      | \$ 57  |



Questions?

800 876 2120

|                                      |                 |                  |                           |
|--------------------------------------|-----------------|------------------|---------------------------|
| top ><br>edge >                      | Laminate<br>PVC | Laminate<br>Wood | Laminate<br>Reverse Bevel |
|                                      | Flat            | Flat             | Acrylic                   |
|                                      |                 |                  |                           |
| edge ordering code (radius corner) > | LP2R            | LP3R             | LMRA2R                    |
| or                                   | LP2S            | LP3S             | LMRA2S                    |
| edge ordering code (square corner) > | 1 1/4"          | 1 3/4"           | 1 1/4"                    |
| top thickness >                      |                 |                  |                           |
|                                      | Fluted          | Fluted           |                           |
|                                      |                 |                  |                           |
| edge ordering code (radius corner) > | LPF2R           | LPF3R            | LWF2R                     |
| or                                   | LPF2S           | LPF3S            | LWF2S                     |
| edge ordering code (square corner) > | 1 1/4"          | 1 3/4"           | 1 1/4"                    |
| top thickness >                      |                 |                  |                           |
| top thickness price >                | 1 1/4"          | 1 3/4"           | 1 1/4"                    |

| Base Style | Table Description        | Model #                  | Product Wt | 1 1/4" | 1 3/4" | 1 1/4" |
|------------|--------------------------|--------------------------|------------|--------|--------|--------|
|            | 24 x 48 Fix w/FixMod     | USTLI 2448REFX XM        | 96         | 1475   | 1513   | 2086   |
|            | 24 x 48 Fix w/RemMod     | USTLI 2448REFX RM        | 96         | 1500   | 1563   | 2102   |
|            | 24 x 48 Fix w/FixFormMod | USTLI 2448REFX XF OR XFS | 107        | 1607   | 1659   | 2053   |
|            | 24 x 60 Fix w/FixMod     | USTLI 2460REFX XM        | 109        | 1663   | 1736   | 2558   |
|            | 24 x 60 Fix w/RemMod     | USTLI 2460REFX RM        | 109        | 1710   | 1779   | 2602   |
|            | 24 x 60 Fix w/FixFormMod | USTLI 2460REFX XF OR XFS | 120        | 1970   | 2041   | 2503   |
|            | 24 x 72 Fix w/FixMod     | USTLI 2472REFX XM        | 130        | 1919   | 1981   | 3167   |
|            | 24 x 72 Fix w/RemMod     | USTLI 2472REFX RM        | 130        | 1967   | 2026   | 3211   |
|            | 24 x 72 Fix w/FixFormMod | USTLI 2472REFX XF OR XFS | 140        | 2151   | 2209   | 2733   |
|            | 24 x 84 Fix w/FixMod     | USTLI 2484REFX XM        | 119        | 2153   | 2164   | 3287   |
|            | 24 x 84 Fix w/RemMod     | USTLI 2484REFX RM        | 119        | 2183   | 2197   | 3311   |
|            | 24 x 90 Fix w/FixMod     | USTLI 2490REFX XM        | 156        | 2339   | 2363   | 3758   |
|            | 24 x 90 Fix w/RemMod     | USTLI 2490REFX RM        | 156        | 2397   | 2424   | 3821   |
|            | 24 x 96 Fix w/FixMod     | USTLI 2496REFX XM        | 162        | 2358   | 2382   | 3850   |
|            | 24 x 96 Fix w/RemMod     | USTLI 2496REFX RM        | 162        | 2470   | 2495   | 3291   |

**Note:** Training tables are often used with lightweight computer accessories. For heavy duty applications, such as large scale computer equipment, multiple monitor mounts, etc. Versteel suggests adding a third leg or stretcher. The price of the 84", 90" and 96" models include a stretcher rail required for additional support. Contact Customer Service if you have specific application concerns or questions.

To Order, Specify...

- 1 Model Number
- 2 Top Material
- 3 Edge Style and Thickness
- 4 Edge Color
- 5 Base Color
- 6 Additional Options



| <b>Base Options</b>                                 | <b>Code</b> | <b>Price</b> |
|---|-------------|--------------|
| Alternate Table Height 32" & Under.....             | BAH         | \$ 100       |
| Alternate Table Height 32" & Over.....              | BSP         | \$ call      |
| Casters (4), Dual Wheel Black Hard Wheel.....       | CAS27       | \$ 171       |
| Casters (4), Dual Wheel Two Tone<br>Soft Wheel..... | CAS28       | \$ 171       |
| Mix, Dual Wheel Casters & Glides.....               | BMD         | \$ 163       |
| Self-Leveling Glides (4).....                       | GLD04       | \$ 49        |
| Stretcher Rail (Fix/Tilt) Finish Same as Base.....  | BTS         | \$ 243       |

| <b>Finish Options</b>      |  |        |
|----------------------------|--|--------|
| Chrome.....                |  | \$ 649 |
| Nickel.....                |  | \$ 710 |
| Powder Coat, Standard..... |  | n/c    |
| Powder Coat, Premium.....  |  | \$ 165 |
| Platinum.....              |  | \$ 488 |

| <b>Top Options</b>   |      |         |
|--|------|---------|
| Table Link (all four sides).....   | TLK  | \$ 251  |
| Table Link (24" ends only).....  | TLE  | \$ 135  |
| Special Laminate.....  | TSP  | call    |
| Custom Cutout (per cutout).....  | TCC  | \$ 120  |
| Laptop Locker (each).....  | TLA  | \$ 1375 |
| (available on fixed tables only, see page 34 in<br>All Tables Price List for additional information) |      |         |
| Electronic Lock (per locker).....  | TLEL | \$ 359  |
| Power Unit (up to 10 lockers sequenced).....   | TLPU | \$ 567  |
| (includes 1 key, required for electronic lock)   |      |         |

**Power + Data Options**  
Please reference the Power + Data Price List

| <b>Wire Management Options</b>                    |     |        |
|---|-----|--------|
| Basket, Modesty Mount.....                        | WBM | \$ 97  |
| Basket, Under Top Mount.....                      | WBT | \$ 97  |
| Wire Metal Legway (each).....                     | WUL | \$ 64  |
| 1 Oval Brush Grommet, Location A.....             | WOA | \$ 97  |
| 2 Oval Brush Grommets, Location E.....            | WOE | \$ 194 |
| 1 Oval Brush Grommet, Provide Location Print..... | WOG | \$ 97  |
| 1 Round Grommet, Location A.....                  | WRA | \$ 76  |
| 2 Round Grommets, Location E.....                 | WRE | \$ 152 |
| 1 Round Grommet, Provide Location Print.....      | WRG | \$ 76  |

| <b>Accessories</b>                     |          |        |
|--|----------|--------|
| Keyboard Platform w/Mouse Surface..... | AKP27M   | \$ 760 |
| CPU Holder (3" - 9" adjustment).....   | ACPU3-9F | \$ 237 |
| CPU Holder (5" - 8" adjustment).....   | ACPU5-8F | \$ 155 |
| CPU Holder (3" - 5" adjustment).....   | ACPU3F   | \$ 155 |
| Table Floor Mount Bracket Set.....     | AFB      | \$ 57  |



Questions?

800 876 2120

top >  
edge >

edge ordering code (radius corner) >  
or  
edge ordering code (square corner) >  
top thickness >

edge ordering code (radius corner) >  
or  
edge ordering code (square corner) >  
top thickness >  
top thickness price >

| Laminate PVC   | Laminate Wood                       | Laminate Reverse Bevel                 |
|--|-------------------------------------|--|
| Flat<br><br>LP2R or LP2S 1 1/4"<br>LP3R or LP3S 1 3/4"       | Flat<br><br>LW2R or LW2S 1 1/4"     | Acrylic<br><br>LMRA2R or LMRA2S 1 1/4" |
| Fluted<br><br>LPF2R or LPF2S 1 1/4"<br>LPF3R or LPF3S 1 3/4" | Fluted<br><br>LWF2R or LWF2S 1 1/4" |  |
| 1 1/4"   | 1 3/4"                              | 1 1/4"                                 |

| Base Style | Table Description        | Model #                  | Product Wt |
|------------|--------------------------|--------------------------|------------|
|            | 30 x 48 Fix w/FixMod     | USTLI 3048REFX XM        | 100        |
|            | 30 x 48 Fix w/RemMod     | USTLI 3048REFX RM        | 100        |
|            | 30 x 48 Fix w/FixFormMod | USTLI 3048REFX XF OR XFS | 112        |
|            | 30 x 60 Fix w/FixMod     | USTLI 3060REFX XM        | 124        |
|            | 30 x 60 Fix w/RemMod     | USTLI 3060REFX RM        | 124        |
|            | 30 x 60 Fix w/FixFormMod | USTLI 3060REFX XF OR XFS | 136        |
|            | 30 x 72 Fix w/FixMod     | USTLI 3072REFX XM        | 148        |
|            | 30 x 72 Fix w/RemMod     | USTLI 3072REFX RM        | 148        |
|            | 30 x 72 Fix w/FixFormMod | USTLI 3072REFX XF OR XFS | 158        |
|            | 30 x 84 Fix w/FixMod     | USTLI 3084REFX XM        | 139        |
|            | 30 x 84 Fix w/RemMod     | USTLI 3084REFX RM        | 139        |
|            | 30 x 90 Fix w/FixMod     | USTLI 3090REFX XM        | 159        |
|            | 30 x 90 Fix w/RemMod     | USTLI 3090REFX RM        | 159        |
|            | 30 x 96 Fix w/FixMod     | USTLI 3096REFX XM        | 185        |
|            | 30 x 96 Fix w/RemMod     | USTLI 3096REFX RM        | 185        |

**Note:** Training tables are often used with lightweight computer accessories. For heavy duty applications, such as large scale computer equipment, multiple monitor mounts, etc. Versteel suggests adding a third leg or stretcher. The price of the 84", 90" and 96" models include a stretcher rail required for additional support. Contact Customer Service if you have specific application concerns or questions.

To Order, Specify...

- 1 Model Number
- 2 Top Material
- 3 Edge Style and Thickness
- 4 Edge Color
- 5 Base Color
- 6 Additional Options



| <b>Base Options</b>                                 | <b>Code</b> | <b>Price</b> |
|---|-------------|--------------|
| Alternate Table Height 32" & Under.....             | BAH         | \$ 100       |
| Alternate Table Height 32" & Over.....              | BSP         | \$ call      |
| Casters (4), Dual Wheel Black Hard Wheel.....       | CAS27       | \$ 171       |
| Casters (4), Dual Wheel Two Tone<br>Soft Wheel..... | CAS28       | \$ 171       |
| Mix, Dual Wheel Casters & Glides.....               | BMD         | \$ 163       |
| Self-Leveling Glides (4).....                       | GLD04       | \$ 49        |
| Stretcher Rail (Fix/Tilt) Finish Same as Base.....  | BTS         | \$ 243       |

| <b>Finish Options</b>      |  |        |
|----------------------------|--|--------|
| Chrome.....                |  | \$ 649 |
| Nickel.....                |  | \$ 710 |
| Powder Coat, Standard..... |  | n/c    |
| Powder Coat, Premium.....  |  | \$ 165 |
| Platinum.....              |  | \$ 488 |

| <b>Top Options</b>   |      |         |
|--|------|---------|
| Table Link (all four sides).....   | TLK  | \$ 251  |
| Table Link (30" ends only).....  | TLE  | \$ 135  |
| Special Laminate.....  | TSP  | call    |
| Custom Cutout (per cutout).....  | TCC  | \$ 120  |
| Laptop Locker (each).....  | TLA  | \$ 1375 |
| (available on fixed tables only, see page 34 in<br>All Tables Price List for additional information) |      |         |
| Electronic Lock (per locker).....  | TLEL | \$ 359  |
| Power Unit (up to 10 lockers sequenced).....   | TLPU | \$ 567  |
| (includes 1 key, required for electronic lock)   |      |         |

**Power + Data Options**  
Please reference the Power + Data Price List

| <b>Wire Management Options</b>                    |     |        |
|---|-----|--------|
| Basket, Modesty Mount.....                        | WBM | \$ 97  |
| Basket, Under Top Mount.....                      | WBT | \$ 97  |
| Wire Metal Legway (each).....                     | WUL | \$ 64  |
| 1 Oval Brush Grommet, Location A.....             | WOA | \$ 97  |
| 2 Oval Brush Grommets, Location E.....            | WOE | \$ 194 |
| 1 Oval Brush Grommet, Provide Location Print..... | WOG | \$ 97  |
| 1 Round Grommet, Location A.....                  | WRA | \$ 76  |
| 2 Round Grommets, Location E.....                 | WRE | \$ 152 |
| 1 Round Grommet, Provide Location Print.....      | WRG | \$ 76  |

| <b>Accessories</b>                     |          |        |
|--|----------|--------|
| Keyboard Platform w/Mouse Surface..... | AKP27M   | \$ 760 |
| CPU Holder (3" - 9" adjustment).....   | ACPU3-9F | \$ 237 |
| CPU Holder (5" - 8" adjustment).....   | ACPU5-8F | \$ 155 |
| CPU Holder (3" - 5" adjustment).....   | ACPU3F   | \$ 155 |
| Table Floor Mount Bracket Set.....     | AFB      | \$ 57  |

**Tops**

Vela Training tables are available with rectangle shape tops ranging from 18" to 30" wide and 48" to 96" in length. The 1¼" laminate tops can be specified with several edge details.

**Bases**

Fixed, folding and tilt regular and cantilever T bases are all standard with nylon adjustable glides. Bases are inset from the edge of the table to allow for additional leg room.

**Modesty Panels**

Vela training tables are standard with modesty panels. Refer to the Modesty Panel Construction Specifications page and the individual pricing pages for additional information.

**Power + Data**

To complete your specification, power and data, along with wire management options, can be added to your table. Refer to the Power + Data Price List.

**NOTE** EXCLUSIONS REGARDING EDGE THICKNESS, BASE FUNCTIONS AND HEIGHT MAY APPLY, REFER TO INDIVIDUAL PRICING PAGES FOR COMPLETE PRODUCT OFFERING

**Quickship Program**

Available for select products in the Vela series. Tables must be specified with a laminate top, either a PVC edge or a flat wood edge and powder coat base finish.

The Versteel Quickship Program consists of up to 50 tables, 25 tables with modesty panels or 100 chairs in 10 working days from time of order (received by 12pm EST). Orders must be accompanied by final material and finish specifications for order entry. They must be clearly marked "Quickship" and consist of products from the program. Quickship orders cannot be changed or cancelled, and credit approval must be acquired within 24 hours.

For additional information see [Versteel.com](http://Versteel.com).



**Laminate Standard Core Construction**

The standard top construction consists of 45-50 lb particleboard, surfaced with a high pressure laminate face. A backer sheet is laminated to the underside of the top. Tops are shipped pre-drilled for field installation of bases and accessories.

**PVC Flat or Fluted Edge**



Edge of 2mm PVC hot melt banded to the top with 1/8" radius at the top and bottom. Available with 1 1/2" radius corners or square corners.



Offered in twenty-one (21) standard colors.

**Wood Flat or Fluted Edge**



Wood banding hot melt banded to the top with 1/8" radius at the top and bottom. Available with 1 1/2" radius corners or square corners.



Offered in Ash, Cherry, Maple or Walnut materials.

**Bumper Edge**



Exposed ply core banding with rubberized 5/8" width bumper in the center of profile. Corners with 1 1/2" radius are available on tables with 1 1/4" edge thickness.

Offered in black bumper standard color.

**Reverse Bevel Acrylic**



Edge of 2mm acrylic edge banding hot melt banded to MDF core. A reverse bevel is then cut into the edge exposing the MDF on the reverse bevel. The MDF is then clear coated.

**Urethane/PVC Ergo Edge (User Side)**



Edge of 1 3/4" wide molded urethane designed with a sloped ergonomic edge on one side and a 2mm PVC flat edge on the remaining sides. PVC corners are available in square or radius on 7/8" and 1 1/4" edge thicknesses.

Urethane offered in ten (10) colors with coordinating PVC colors.

**Shipping Schedule**

**Standard Items**

|                                      |                 |
|--------------------------------------|-----------------|
| Laminate, PVC Edge                   | 3-5 WEEKS       |
| Laminate, Wood Edge                  | 3-5 WEEKS       |
| Laminate, Bumper Edge                | 3-5 WEEKS       |
| Laminate, Reverse Bevel Acrylic Edge | 3-5 WEEKS       |
| Laminate, Urethane Edge              | 3-5 WEEKS       |
| Quickship Products                   | 10 WORKING DAYS |

Contact Versteel Customer Service for special lead time requests.

**BIFMA**

All Versteel products are constructed to pass the relevant ANSI/BIFMA standards. For more detailed specifications by series and base style, contact Versteel Customer Service at 800.876.2120.

Additional information regarding warranty, terms and conditions, shipping, care and maintenance, etc. can be found in the All Tables price list.

**Laminate Modesty, General Core Construction**

The modesty panel is constructed of  $\frac{3}{8}$ " thick, 45-50 lb. medium density particle board surfaced with high pressure laminate face on both sides. See individual styles below for panel heights per series. Modesty panel extends the length of the top and is located along the front edge of the table for maximum leg and knee clearance.

**Fixed Modesty (FixMod XM)**

The Fixed Modesty panel is mounted to the top with screws through steel brackets and must be field installed into pre-drilled positions in the top. Panel is 10" high with the following exceptions: Eliga (E1 bases) 7", Paces and Vela 8". All mounting hardware is packed with the modesty panel. Finish details match the top unless specified differently.

**Removable Modesty (RemMod RM)**

The Removable Modesty panel slides into heavy duty steel brackets that are mounted to the top. Simply tighten the handwheels to keep the modesty panel in position or loosen to remove the panel. For storage, the modesty attachment pins can be rotated 90° to prevent marring of the top surfaces. Panel is 10" high with the following exceptions: Eliga (E1 bases) 7", Paces and Vela 8". Finish details match the top unless specified differently.

**Folding Modesty (FoldMod FM)**

The Folding Modesty panel is mounted to the top with heavy duty hinge assemblies. A sliding brace supports the modesty panel in the set-up position and also holds the modesty panel in place in the stored position. Panel is 10" high with the following exception: Vela 8". Finish details match the top unless specified differently.

**Hanging Modesty (HangMod HM)**

The hanging modesty is mounted to the top with a metal hinge that is factory installed. This mechanism pivots if the table is tilted to allow for a 90 degree slim-tilt. All hanging modesty panels are 8" high. Finish details match the top unless specified differently.

**Form Metal Modesty, General Construction**

The modesty panel is constructed with an aluminum extruded back panel and a perforated hinged steel door. There are three (3) separate unobstructed channels that allow the routing of power and data cables, with a wire exit on the back for the top and middle channel. The Form Modesty panel is 10" high and extends the length of the top. The Form Modesty panel is located along the front edge of the table for maximum leg and knee clearance. Accessory end cap trim kit available.

**NOTE** RADIUS CORNERS ARE NOT RECOMMENDED ON THE TABLE TOP WHEN A FORM MODESTY IS SPECIFIED

**Fixed Form Modesty (FixFormMod XF or XFS)**

The Fixed Form Modesty panel is mounted to the top with screws through steel brackets. The fixed modesty panel must be field installed into pre-drilled positions in the top. All mounting hardware is packed with the modesty panel. Extruded back panel is black with powder coat options for the perforated steel door. Powder coat finish on perforated door matches the base finish unless specified differently. Transparent powder coat finishes are not available. The panel will be radius with round holes when the XF model is specified and square with square holes when the XFS model is specified.

**NOTE** RADIUS CORNERS ARE NOT RECOMMENDED ON THE TABLE TOP WHEN A FORM MODESTY IS SPECIFIED

**Folding Form Modesty (FoldFormMod FF)**

The Folding Form Modesty panel is mounted to the top with heavy duty steel hinge assemblies. A sliding brace supports the modesty panel in the set-up position and also holds the modesty panel in place in the stored position. Extruded back panel is black with powder coat options for the perforated steel door. Powder coat finish on perforated door matches the base finish unless specified differently. Transparent powder coat finishes are not available. The panel will be radius with round holes when the XF model is specified and square with square holes when the XFS model is specified.

**NOTE** RADIUS CORNERS ARE NOT RECOMMENDED ON THE TABLE TOP WHEN A FORM MODESTY IS SPECIFIED



**Fixed Lightweight Form Modesty  
(FixLightweightFormMod XL or XLS)**

The Fixed Lightweight Form Modesty panel is a lightweight version of the Versteel Form Modesty. It is a formed steel perforated panel that is mounted to the top with screws through steel brackets. It must be field installed into pre-drilled positions in the top. A deep channel in the back of the panel allows for the routing of power and data cables inside of the modesty. Mounting hardware is packed with the modesty panel. Powder coat finish on the perforated panel matches the base finish unless specified differently. Transparent powder coat finishes are not available. The panel will be radius with round holes when the XF model is specified and square with square holes when the XFS model is specified.

**NOTE** RADIUS CORNERS ARE NOT RECOMMENDED ON THE TABLE TOP WHEN A FORM MODESTY IS SPECIFIED

**Removable Lightweight Form Modesty  
(RemLightweightFormMod RL or RLS)**

The Removable Lightweight Form Modesty panel slides into heavy duty steel brackets that are mounted to the top. Simply tighten the handwheels to secure the modesty in position or loosen them to remove the panel. Powder coat finish on the perforated panel matches the base finish unless specified differently. Transparent powder coat finishes are not available. The panel will be radius with round holes when the XF model is specified and square with square holes when the XFS model is specified.

**NOTE** RADIUS CORNERS ARE NOT RECOMMENDED ON THE TABLE TOP WHEN A FORM MODESTY IS SPECIFIED



## Training Tables

Vela  
How To Order

VERSTEEL

### To Order, Specify...

- 1 Model Number, include top and edge style
- 2 Top Material
  - a. Laminate manufacturer and color
  - b. Veneer species and finish color
- 3 Edge Color
- 4 Base Color
- 5 Additional Options

| base model |            |             |           |                |                  | finish selections  |  |             | options     |             |                  |
|------------|------------|-------------|-----------|----------------|------------------|--------------------|--|-------------|-------------|-------------|------------------|
| <b>VT</b>  | <b>T1</b>  | <b>2460</b> | <b>RE</b> | <b>FX</b>      | <b>XM</b>        | <b>LP2S</b>        | <b>TP WY160-SD</b>                       | <b>CABA</b> | <b>PWHI</b> | <b>WML</b>  | <b>PPEB</b>      |
| series     | base style | top size    | top shape | table function | modesty function | top, edge & corner | top laminate manufacture & laminate code | edge color  | base color  | wire option | finish selection |

A **VTT12460REFX XM LP2S** is a Vela series 24" x 60" rectangle training table with fixed T1 bases, a fixed modesty and a laminate 1 1/4" thick top with a PVC edge and square corners.

The codes **TP WY160-SD / CABA / PWHI** specify a Nevamar Absolute Acajou laminate, Absolute Acajou PVC edge and Whisper bases.

**WML / PPEB** adds a pair of wire mesh legways in Pebble.

Model Number **VTT12460REFX XM LP2S**



### Orders may be sent via

#### Mailing Address

Versteel  
2332 Cathy Lane  
Jasper IN 47546

### Contact Versteel

Email [contact@versteel.com](mailto:contact@versteel.com)  
Phone 800 876 2120  
812 634 2120  
Fax 812 482 9318

**Laminate**

Versteel's standard offering of laminates includes over 900 laminates from Formica, Nevamar, Pionite and Wilsonart.

Laminate manufacturers change standard offerings frequently, making it possible a standard product can become unavailable. Versteel cannot be responsible for any inconvenience this may cause.

**PVC Edge Colors**

|                                |                                |
|--------------------------------|--------------------------------|
| Absolute Acajou . . . . .CABA  | Pearl . . . . .CPEA            |
| Alloy . . . . .CALY            | Platinum . . . . .CPLA         |
| Carbon . . . . .CCAR           | Pralines & Cream . . . . .CPRC |
| Champagne . . . . .CCHA        | Shadow . . . . .CSHA           |
| Coconut . . . . .CCOC          | Snow . . . . .CSNO             |
| Ebony . . . . .CEBO            | Stone . . . . .CSTO            |
| Florence Walnut . . . . .CFLW  | Storm . . . . .CSTM            |
| Fossil . . . . .CFOS           | Whisper . . . . .CWHI          |
| Graphite . . . . .CGRA         | White Linen . . . . .CWHL      |
| Grey . . . . .CGRE             |                                |
| Kensington Maple . . . . .CKEM |                                |
| Nimbus . . . . .CNIM           |                                |

**Wood Edge Species**

|                     |                     |
|---------------------|---------------------|
| Ash . . . . .A01    | Maple . . . . .M01  |
| Cherry . . . . .C01 | Walnut . . . . .W01 |

**Wood Edge Finishes**

**Ash**

|                        |                       |
|------------------------|-----------------------|
| Beach . . . . .WBEA    | Fog . . . . .WFOG     |
| Chestnut . . . . .WCHE | Pebble . . . . .WPEB  |
| Drift . . . . .WDRI    | Whisper . . . . .WWHI |
| Fawn . . . . .WFAW     |                       |

**Cherry**

|                               |                               |
|-------------------------------|-------------------------------|
| Blossom Cherry . . . . .WBLC  | Java Cherry . . . . .WJAC     |
| Cordovan Cherry . . . . .WCNC | Millwork Cherry . . . . .WMWC |
| Golden Cherry . . . . .WGNC   |                               |

**Maple**

|                             |                           |
|-----------------------------|---------------------------|
| Caramel Maple . . . . .WCMM | Sugar Maple . . . . .WSUM |
| Solar Maple . . . . .WSLM   |                           |

**Walnut**

|                               |                              |
|-------------------------------|------------------------------|
| Brighton Walnut . . . . .WBRW | Natural Walnut . . . . .WNAW |
| Espresso Walnut . . . . .WESW |                              |

**Urethane Edge Colors**

|                        |                           |
|------------------------|---------------------------|
| Alloy . . . . .UALY    | Pearl . . . . .JUPEA      |
| Ebony . . . . .UEBO    | Stone . . . . .USTO       |
| Fossil . . . . .UFOS   | Storm . . . . .USTM       |
| Graphite . . . . .UGRA | Whisper . . . . .UWHI     |
| Nimbus . . . . .UNIM   | White Linen . . . . .UWHL |

**Studio Steel®**

Versteel's "urban fabrication" process leaves the telltale signs of welding and assembly on the surface, highlighting a manufacturing aesthetic. Choosing a clear or transparent powder coat is recommended, allowing tonal striations (created as a result of extreme heat), natural textures, and the inherent qualities of raw steel to show through.

Studio Steel Process . . . . . \$165

**Powder Coat Finishes**

All powder coat finishes in the Versteel offering have been formulated with the use of epoxy, polyester or epoxy and polyester blends to maximize the finish durability.

**Powder Coat Finish Options**

Powder Coat - Standard . . . . . n/c  
 Powder Coat - Premium (Hope) . . . . . \$165  
 Powder Coat - Premium (Platinum) . . . . . \$488

**Powder Coat Colors**

|                          |       |                                   |       |
|--------------------------|-------|-----------------------------------|-------|
| Alloy . . . . .          | .PALY | Mint . . . . .                    | .PMNT |
| Amethyst . . . . .       | .PAME | Navy . . . . .                    | .PNAV |
| Anthracite . . . . .     | .PANT | Nimbus . . . . .                  | .PNIM |
| Black Anodized . . . . . | .PBLA | Nutmeg . . . . .                  | .PNUT |
| Bronze . . . . .         | .PBRO | ◆ Pacific . . . . .               | .PPAC |
| Calypso . . . . .        | .PCAL | Pearl . . . . .                   | .PPEA |
| Carbon . . . . .         | .PCAR | Pebble . . . . .                  | .PPEB |
| Champagne . . . . .      | .PCHA | Ⓟ Platinum . . . . .              | .PPLA |
| Coconut . . . . .        | .PCOC | Poppy . . . . .                   | .PPOP |
| ◆ Copper . . . . .       | .PCOP | ◆ Raven . . . . .                 | .PRAV |
| Crimson . . . . .        | .PCRI | Royal . . . . .                   | .PROY |
| ◆ Crystal . . . . .      | .PCRY | Seaside . . . . .                 | .PSEA |
| Daffodil . . . . .       | .PDAF | Shipyards . . . . .               | .PSHI |
| Ebony . . . . .          | .PEBO | Silver . . . . .                  | .PSIL |
| Forest . . . . .         | .PFOR | Snow . . . . .                    | .PSNO |
| Fossil . . . . .         | .PFOS | Stone . . . . .                   | .PSTO |
| ◆ Garnet . . . . .       | .PGAR | Storm . . . . .                   | .PSTM |
| ◆ Gold . . . . .         | .PGOL | Terra Cotta . . . . .             | .PTEC |
| Graphite . . . . .       | .PGRA | Whisper . . . . .                 | .PWHI |
| Ⓟ Hope . . . . .         | .PHOP | White Linen . . . . .             | .PWHL |
| Kelly Green . . . . .    | .PKEG | Powder Coat Alternative . . . . . | .OPA  |
| ◆ Matte . . . . .        | .PMAT |                                   |       |
| Mica . . . . .           | .PMIC |                                   |       |

**Transparent Powder Coats (indicated by ◆)**

Please note that the transparent characteristics of these powders allow all natural welds and textures inherent to raw steel to be visible. Not available for application on flat sheet metal surfaces found on Brattice disc bases or Form Modesty panels.

**Premium Powder Coats (indicated by Ⓟ)**

Versteel's premium process uses specially formulated powder coats for a truly unique color palette.

**Finish Reference & Samples**

For finish color reference, please refer to our website. Contact Versteel Customer Service to receive actual color samples for color matches and final color approval.

**Special Laminate****Call for quotation**

Specify code **TSP** (*Special Laminate*), indicate the quoted charges per table

Special laminates and patterns can be specified as an option. To specify, contact Versteel Customer Service for availability and pricing.

**NOTE** LAMINATES IN STANDARD COLORS AND TEXTURES FROM FORMICA, NEVAMAR, PIONITE AND WILSONART ARE STANDARD

**CAUTION** LAMINATE MANUFACTURERS CHANGE STANDARD OFFERINGS FREQUENTLY, MAKING IT POSSIBLE A STANDARD PRODUCT CAN BECOME UNAVAILABLE. VERSTEEL CANNOT BE RESPONSIBLE FOR ANY INCONVENIENCE THIS MAY CAUSE.

**Custom PVC Color Match****Call for quotation / one time charge per color, per order**

Specify code **OCF** (*Custom PVC Color Match*), add cost from Versteel quotation

PVC Color Match can be the selection of a color that is available from a Versteel supplier or a new custom color developed for the order. Minimum footage requirements mean that the amount of material needed for your order will effect the cost.

For PVC Color Matching you must supply a color reference sample. Versteel will review the sample for possible existing colors available and send a sample for customer approval. If no color match exists, a custom match will be developed and sampled for customer approval before a production schedule is established.

**Custom Urethane Edge****Call for quotation / one time charge per color, per order**

Specify code **OCU** (*Custom Urethane Color Match*), add cost from Versteel quotation

For Urethane Color Matching you must supply a color reference sample. A custom match will be developed and sampled for customer approval before a production schedule is established.

**Powder Coat Alternative****Call for quotation**

Specify code **OPA** (*Powder Coat Alternative*), add cost from Versteel quotation

Powder Coat Alternative is available from Versteel. The entire RAL color reference along with hundreds of other color and finishes are available.

For Powder Coat Alternative matching, you must supply a color reference sample, or an RAL number. Versteel will review the sample for possible existing colors available and send a sample for customer approval. If no color match exists a custom match can be developed. Call Versteel Customer Service for associated upcharges on custom color development.

**Stain Finish Match**

\$996 / one time charge per finish, per order

Specify code **OSM** (*Stain Finish Match*), add \$996.00 list per finish, per order

Alternative Stain Finishes are available for veneer and wood edged tops.

For Stain Finish Matching you must supply two 4" x 4" finish color and grain reference samples. An expertly finish matched sample will be provided for customer approval.

**NOTE** CUSTOMS OR ALTERNATIVES MAY AFFECT STANDARD PRODUCTION SCHEDULES

**Adjustable Height - Pneumatic T1 or TC Bases****\$1228 / table**

Specify code **BAT** (Adjustable Height - Pneumatic T1 or TC), add \$1228.00 list per table

Pneumatic adjustable height bases cover the most common ergonomic table heights of 26 ¾", 29" and 32" with a simple turn of a handwheel. Pneumatic height bases are designed for field serviceability, if ever needed. Available on T1 or TC fixed or tilt bases.

**ADJUSTABILITY WITH THREE PRESET TABLE HEIGHT STOPS**

|                   |       |
|-------------------|-------|
| TYPING HEIGHT     | 26 ¾" |
| STANDARD HEIGHT   | 29"   |
| WHEELCHAIR HEIGHT | 32"   |

**NOTE** FOR OTHER TABLE HEIGHT REQUIREMENTS CONTACT VERSTEEL CUSTOMER SERVICE FOR STRUCTURAL DETAILS, PRICING AND AVAILABILITY

**Alternate Table Height 32" and Under****\$100 / table**

Specify code **BAH** (Alternate Height 32" and under), indicate desired table height (32" or less), add \$100.00 list per table

Suggested typing height table is 26 ¾"  
Suggested wheelchair height table is 32"  
Suggested stand up height table is 42"

**NOTE** FOR OTHER TABLE HEIGHT REQUIREMENTS CONTACT VERSTEEL CUSTOMER SERVICE FOR STRUCTURAL DETAILS, PRICING AND AVAILABILITY

**Casters - Vela Wheel****\$171 / set of 4**

Specify code **CAS29** (Casters - Vela Wheel), add \$171 list per table.

Unique, Vela-profile 3" diameter, standard locking casters are available on most interplay and Vela base styles. Each is fitted into a reinforced caster receiver and must be specified at time of order. Caster option does not change the overall height of the table.

**Mix - Vela Wheel Casters & Glides****\$163 / table**

Specify code **BMV** (Mix - Vela Wheel Casters & Glides), add \$163.00 list per table

Tables can be specified with the unique, Vela profile 3" diameter, standard locking casters on half of the table, with glides on the other half. Each is fitted into a reinforced caster receiver and must be specified at time of order. Mix option does not change the overall height of the table.

**NOTE** NOT AVAILABLE ON X1, X4 OR Y3 BASES

**Self-Leveling Glides****\$49 / table**

Specify code **GLD04** (Self-Leveling Glides), add \$49.00 list per table

Self-Leveling Glides replace standard glides. This option allows the table to automatically compensate up to ½" for floors that are not level. Self-leveling glides increase overall table height by ¾". See individual product pages for availability.

**Table Floor Mount****\$57 / table**

Specify code **AFB** (Table Floor Mount Bracket Set), add \$57.00 list per table

Bracket to slip over the standard table glide and fasten to the floor with fasteners supplied by the installer. Set of four (4) brackets will securely mount the table to the floor to prevent movement.



**NOTE** NOT AVAILABLE ON BASES WITH CASTERS OR SELF-LEVELING GLIDES

**Assembled Folding Table****\$77 / table**

Specify code **BAF** (Assembled Folding Table), add \$77.00 list per table

Folding bases can be attached to tops at the factory

**NOTE** RECTANGLE TABLES WITH FOLDING BASE AND FOLDING MODESTY PANELS ARE SHIPPED ASSEMBLED WITHOUT ADDITIONAL CHARGE





**Stretcher Rail****\$243/table**

Specify code **BSR** (Stretcher Rail), required finish selection\_, add \$243.00 list per table

Available for T1, TC and T2 style, fixed and tilt bases to increase table rigidity. Necessary tools are provided to install the stretcher



**NOTE** A STRETCHER IS NOT A RETROFIT ITEM, IT MUST BE SPECIFIED AT TIME OF ORDER

**Top Custom Cutout**

**\$120 / cutout**

Specify code **TCC** (Top Custom Cutout), add \$120.00 list per cutout

Top Custom Cutout requires a drawing for production and is subject to approvals.

**Table Link**

**\$251 / table**

Specify code **TLK** (Table Link), add \$251.00 list per table

Table Link is for linking Versteel table configurations in typical room situations. Table link will prevent the accidental disconnection of power supply to adjacent tables. Available on tables with PVC, 3mm Wood, Wood Square, Wood Fluted and Ergo user side edge details.



Closed end link brackets are provided for tops without bases or tables with a base that does not allow the table to stand alone.



**Table Link - Ends Only**

**\$135 / table**

Specify code **TLE** (Table Link - Ends Only), add \$135.00 list per table

Table Link is for linking Versteel table configurations in typical room situations. Specify Table Link - Ends Only when your configuration requires linking on the table ends only. Available on tables with PVC, 3mm Wood, Wood Square, Wood Fluted and Ergo user side edge details. Table Link - Ends Only is included with electrical package options. This will prevent the accidental disconnection of power supply to adjacent tables.



**Laptop Locker**

**\$1375 / locker**

\*Fixed tables only (not available on tilt, slim-tilt or folding tables)

Specify code **TLA1** (One Laptop Locker) or code **TLA2** (Two Laptop Lockers) add \$1375.00 list per Laptop Locker.

Indicate Manual Locking Keyed Individually **TMKI**, Manual Locking Keyed Alike **TMKA** or Electronic Locking **TLEL**. Add \$359.00 list per Laptop Locker when Electronic Locking is specified AND **TLP** (Laptop Locker power unit) which is required for the electronic locking option, add \$557.00 list (Power unit sequences up to 10 lockers, includes 1 key).

The minimum table width available with Laptop Locker is 24".



The minimum table length available with Laptop Locker is 36". The maximum table length available is 96".

2 Laptop Lockers can be installed starting at a table length of 60" or greater (table subject to additional base and/or support base when more than one unit is installed in top greater than or equal to 72").

All lockers to have urethane edge on locker door and top opening. Specify Urethane color when ordering a laptop locker.

**Urethane Colors**

|                         |                            |
|-------------------------|----------------------------|
| Alloy . . . . . UALY    | Pearl . . . . . JUPEA      |
| Ebony . . . . . UEBO    | Stone . . . . . USTO       |
| Fossil . . . . . UFOS   | Storm . . . . . USTM       |
| Graphite . . . . . UGRA | Whisper . . . . . UWHI     |
| Nimbus . . . . . UNIM   | White Linen . . . . . UWHL |

**NOTE** LAPTOP LOCKER IS NOT AVAILABLE ON VENEER TOP SURFACES, WOODGRAIN OR DIRECTIONAL PATTERN LAMINATES OR TABLE WITH LIGHTWEIGHT LAMINATE CORE.

For additional questions contact Versteel Customer Service at 800.876.2120.

**Table Transport**

**\$1855 / each**

Specify code **ATT3054** (Table Transport), add \$1855.00 list each

The transport saves time and labor. Its 31" width can move tables of any length through doorways with ease.



**SPECIFICATIONS**

- Weight: 61 lbs.
- 31" x 54" overall footprint
- Black powder coat finish
- Two (2) swivel and two (2) non-swivel casters
- 5" casters are non-marking wheel material

**TRANSPORT CAPACITY**

|                                     |                             |
|-------------------------------------|-----------------------------|
| FOLDED TABLES WITHOUT MODESTY PANEL | 6 ON EDGE<br>8 STACKED FLAT |
| FOLDED TABLES WITH MODESTY          | 5 STACKED FLAT              |
| OVERLAPPING FOLDED TABLES           | 4 ON EDGE                   |

**NOTE** MAXIMUM LOAD WEIGHT: 1,000 LBS

**NOTE** TABLES GREATER THAN 27" IN WIDTH DO NOT STACK HORIZONTALLY ON THE TRANSPORT



**Questions?**

800 876 2120

**Overlapping Folding Bases**  
**Quickship Program Product**  
 For Quickship specification details, visit [www.versteel.com/quickship](http://www.versteel.com/quickship)

top >  
edge >

edge ordering code (radius corner) >  
or  
edge ordering code (square corner) >  
top thickness >

| Laminate PVC   | Laminate Wood  | Laminate Soft PVC   | Laminate Urethane/PVC   |
|--|--|---|---|
| Flat<br><br><b>LP2R</b><br>or<br><b>LP2S</b><br>1 1/4"     | Flat<br><br><b>LW2R</b><br>or<br><b>LW2S</b><br>1 1/4"     | Bumper<br><br><b>LB2R</b><br><br>1 1/4"                                     | Ergo (user side only)<br><br><b>LUPE2R</b><br>or<br><b>LUPE2S</b><br>1 1/4" |
| Fluted<br><br><b>LPF2R</b><br>or<br><b>LPF2S</b><br>1 1/4" | Fluted<br><br><b>LWF2R</b><br>or<br><b>LWF2S</b><br>1 1/4" | Reverse Bevel Acrylic<br><br><b>LMRA2R</b><br>or<br><b>LMRA2S</b><br>1 1/4" | PVC on remaining sides<br>1 1/4"  |
| 1 1/4"   | 1 1/4"   | 1 1/4"  | 1 1/4"  |

edge ordering code (radius corner) >  
or  
edge ordering code (square corner) >  
top thickness >

| Base Style | Table Description                     | Model #                        | Product Wt |
|------------|---------------------------------------|--------------------------------|------------|
| <br>TI     | 20 x 48 Fix w/FixMod                  | <b>VTTI 2048REFX XM</b>        | 65         |
|            | 20 x 48 Fix w/RemMod                  | <b>VTTI 2048REFX RM</b>        | 65         |
|            | 20 x 48 Fold  w/RemMod                | <b>VTTI 2048REFO RM</b>        | 69         |
|            | 20 x 48 Slim-Tilt w/HangMod           | <b>VTTI 2048REST HM</b>        | 80         |
|            | 20 x 48 Fix w/FixLightweightFormMod   | <b>VTTI 2048REFX XL OR XLS</b> | 65         |
|            | 20 x 48 Fix w/RemLightweightFormMod   | <b>VTTI 2048REFX RL OR RLS</b> | 65         |
|            | 20 x 48 Fold  w/RemLightweightFormMod | <b>VTTI 2048REFO RL OR RLS</b> | 69         |
|            | 20 x 48 Fix w/FixFormMod              | <b>VTTI 2048REFX XF OR XFS</b> | 75         |
|            | 20 x 60 Fix w/FixMod                  | <b>VTTI 2060REFX XM</b>        | 77         |
|            | 20 x 60 Fix w/RemMod                  | <b>VTTI 2060REFX RM</b>        | 77         |
|            | 20 x 60 Fold w/RemMod                 | <b>VTTI 2060REFD RM</b>        | 82         |
|            | 20 x 60 Slim-Tilt w/HangMod           | <b>VTTI 2060REST HM</b>        | 92         |
|            | 20 x 60 Fix w/FixLightweightFormMod   | <b>VTTI 2060REFX XL OR XLS</b> | 76         |
|            | 20 x 60 Fix w/RemLightweightFormMod   | <b>VTTI 2060REFX RL OR RLS</b> | 76         |
|            | 20 x 60 Fold w/RemLightweightFormMod  | <b>VTTI 2060REFD RL OR RLS</b> | 81         |
|            | 20 x 60 Fix w/FixFormMod              | <b>VTTI 2060REFX XF OR XFS</b> | 89         |
|            | 20 x 72 Fix w/FixMod                  | <b>VTTI 2072REFX XM</b>        | 89         |
|            | 20 x 72 Fix w/RemMod                  | <b>VTTI 2072REFX RM</b>        | 89         |
|            | 20 x 72 Fold w/RemMod                 | <b>VTTI 2072REFD RM</b>        | 94         |
|            | 20 x 72 Slim-Tilt w/HangMod           | <b>VTTI 2072REST HM</b>        | 104        |
|            | 20 x 72 Fix w/FixLightweightFormMod   | <b>VTTI 2072REFX XL OR XLS</b> | 90         |
|            | 20 x 72 Fix w/RemLightweightFormMod   | <b>VTTI 2072REFX RL OR RLS</b> | 90         |
|            | 20 x 72 Fold w/RemLightweightFormMod  | <b>VTTI 2072REFD RL OR RLS</b> | 95         |
|            | 20 x 72 Fix w/FixFormMod              | <b>VTTI 2072REFX XF OR XFS</b> | 104        |

**Note:** Training tables are often used with lightweight computer accessories. For heavy duty applications, such as large scale computer equipment, multiple monitor mounts, etc. Versteel suggests adding a third leg or stretcher. Contact Customer Service if you have specific application concerns or questions.

**To Order, Specify...**

- 1 Model Number
- 2 Top Material
- 3 Edge Style and Thickness
- 4 Edge Color
- 5 Base Color
- 6 Additional Options



| <b>Base Options</b>                                | <b>Code</b> | <b>Price</b> |
|--|-------------|--------------|
| Assembled Folding Table .....                      | .BAF        | \$ 77        |
| Alternate Table Height 32" & Under.....            | .BAH        | \$ 100       |
| Alternate Table Height 32" & Over.....             | .BSP        | call         |
| Adjustable Height, Pneumatic (Fix/Tilt).....       | .BAT        | \$ 1228      |
| Casters (4), Vela Wheel.....                       | .CAS29      | \$ 171       |
| Mix, Vela Wheel Casters & Glides.....              | .BMV        | \$ 163       |
| Self Leveling Glides (4) .....                     | .GLD04      | \$ 49        |
| Stretcher Rail (Fix/Tilt) Finish Same as Base..... | .BTS        | \$ 243       |

| <b>Finish Options</b>       |  |        |
|-----------------------------|--|--------|
| Powder Coat, Standard ..... |  | n/c    |
| Powder Coat, Premium.....   |  | \$ 165 |
| Platinum.....               |  | \$ 488 |

| <b>Top Options</b>                |      |        |
|-----------------------------------|------|--------|
| Table Link (all four sides) ..... | .TLK | \$ 251 |
| Table Link (20" ends only) .....  | .TLE | \$ 135 |
| Special Laminate.....             | .TSP | call   |
| Custom Cutout (per cutout) .....  | .TCC | \$ 120 |

**Power + Data Options**  
Please reference the Power + Data Price List

| <b>Wire Management Options</b>                    |       |        |
|---|-------|--------|
| Basket, Modesty Mount.....                        | .WBM  | \$ 97  |
| Basket, Under Top Mount.....                      | .WBT  | \$ 97  |
| Wire Mesh Legway (pair) .....                     | .WML_ | \$ 205 |
| 1 Oval Brush Grommet, Location A.....             | .WOA  | \$ 97  |
| 2 Oval Brush Grommets, Location E .....           | .WOE  | \$ 194 |
| 1 Oval Brush Grommet, Provide Location Print..... | .WOG  | \$ 97  |
| 1 Round Grommet, Location A .....                 | .WRA  | \$ 76  |
| 2 Round Grommets, Location E.....                 | .WRE  | \$ 152 |
| 1 Round Grommet, Provide Location Print .....     | .WRG  | \$ 76  |

| <b>Accessories</b>                    |           |         |
|---------------------------------------|-----------|---------|
| CPU Holder (3" - 9" adjustment) ..... | .ACPU3-9F | \$ 237  |
| CPU Holder (5" - 8" adjustment).....  | .ACPU5-8F | \$ 155  |
| CPU Holder (3" - 5" adjustment).....  | .ACPU3F   | \$ 155  |
| Table Transport.....                  | .ATT3054  | \$ 1855 |
| Table Floor Mount Bracket Set.....    | .AFB      | \$ 57   |



**Questions?**








800 876 2120


**Quickship Program Product**  
For Quickship specification details,  
visit [www.versteel.com/quickship](http://www.versteel.com/quickship)

top >  
edge >

edge ordering code (radius corner) >  
or  
edge ordering code (square corner) >  
top thickness >

edge ordering code (radius corner) >  
or  
edge ordering code (square corner) >  
top thickness >

| Laminate PVC   | Laminate Wood   | Laminate Soft PVC  | Laminate Urethane/PVC  |
|--|---|--|--|
| Flat<br><br><b>LP2R</b><br>or<br><b>LP2S</b><br>1 1/4"     | Flat<br><br><b>LW2R</b><br>or<br><b>LW2S</b><br>1 1/4"     | Bumper<br><br><b>LB2R</b><br><br>1 1/4"                                     | Ergo (user side only)<br><br><b>LUPE2R</b><br>or<br><b>LUPE2S</b><br>1 1/4" |
| Fluted<br><br><b>LPF2R</b><br>or<br><b>LPF2S</b><br>1 1/4" | Fluted<br><br><b>LWF2R</b><br>or<br><b>LWF2S</b><br>1 1/4" | Reverse Bevel Acrylic<br><br><b>LMRA2R</b><br>or<br><b>LMRA2S</b><br>1 1/4" | PVC on remaining sides<br><br><br><br><br><br><br><br><br><br>1 1/4"   |
| 1 1/4"   | 1 1/4"  | 1 1/4"   | 1 1/4"   |

| Base Style  | Table Description           | Model #                 | Product Wt |
|---|-----------------------------|-------------------------|------------|
| <br>TI | 20 x 84 Fix w/FixMod        | <b>VTTI 2084REFX XM</b> | 101        |
|   | 20 x 84 Fix w/RemMod        | <b>VTTI 2084REFX RM</b> | 101        |
|   | 20 x 84 Fold w/RemMod       | <b>VTTI 2084REFD RM</b> | 106        |
|   | 20 x 84 Slim-Tilt w/HangMod | <b>VTTI 2084REST HM</b> | 116        |
|   | 20 x 90 Fix w/FixMod        | <b>VTTI 2090REFX XM</b> | 107        |
|   | 20 x 90 Fix w/RemMod        | <b>VTTI 2090REFX RM</b> | 107        |
|   | 20 x 90 Fold w/RemMod       | <b>VTTI 2090REFD RM</b> | 112        |
|   | 20 x 90 Slim-Tilt w/HangMod | <b>VTTI 2090REST HM</b> | 122        |
|   | 20 x 96 Fix w/FixMod        | <b>VTTI 2096REFX XM</b> | 113        |
|   | 20 x 96 Fix w/RemMod        | <b>VTTI 2096REFX RM</b> | 113        |
|   | 20 x 96 Fold w/RemMod       | <b>VTTI 2096REFD RM</b> | 118        |
|   | 20 x 96 Slim-Tilt w/HangMod | <b>VTTI 2096REST HM</b> | 128        |

**Note:** The price of the 84", 90" and 96" models include a stretcher rail required for additional support. contact Customer Service if you have specific application concerns or questions.

**To Order, Specify...**

- 1 Model Number
- 2 Top Material
- 3 Edge Style and Thickness
- 4 Edge Color
- 5 Base Color
- 6 Additional Options



| <b>Base Options</b>                                | <b>Code</b> | <b>Price</b> |
|--|-------------|--------------|
| Assembled Folding Table .....                      | .BAF        | \$ 77        |
| Alternate Table Height 32" & Under.....            | .BAH        | \$ 100       |
| Alternate Table Height 32" & Over.....             | .BSP        | call         |
| Adjustable Height, Pneumatic (Fix/Tilt).....       | .BAT        | \$ 1228      |
| Self Leveling Glides (4) .....                     | .GLD04      | \$ 49        |
| Stretcher Rail (Fix/Tilt) Finish Same as Base..... | .BTS        | \$ 243       |

| <b>Finish Options</b>       |  |        |
|-----------------------------|--|--------|
| Powder Coat, Standard ..... |  | n/c    |
| Powder Coat, Premium.....   |  | \$ 165 |
| Platinum.....               |  | \$ 488 |

| <b>Top Options</b>                |      |        |
|-----------------------------------|------|--------|
| Table Link (all four sides) ..... | .TLK | \$ 251 |
| Table Link (20" ends only) .....  | .TLE | \$ 135 |
| Special Laminate.....             | .TSP | call   |
| Custom Cutout (per cutout) .....  | .TCC | \$ 120 |

**Power + Data Options**  
Please reference the Power + Data Price List

| <b>Wire Management Options</b>                    |       |        |
|---|-------|--------|
| Basket, Modesty Mount.....                        | .WBM  | \$ 97  |
| Basket, Under Top Mount.....                      | .WBT  | \$ 97  |
| Wire Mesh Legway (pair) .....                     | .WML_ | \$ 205 |
| 1 Oval Brush Grommet, Location A.....             | .WOA  | \$ 97  |
| 2 Oval Brush Grommets, Location E.....            | .WOE  | \$ 194 |
| 1 Oval Brush Grommet, Provide Location Print..... | .WOG  | \$ 97  |
| 1 Round Grommet, Location A.....                  | .WRA  | \$ 76  |
| 2 Round Grommets, Location E.....                 | .WRE  | \$ 152 |
| 1 Round Grommet, Provide Location Print .....     | .WRG  | \$ 76  |

| <b>Accessories</b>                    |           |         |
|---------------------------------------|-----------|---------|
| CPU Holder (3" - 9" adjustment) ..... | .ACPU3-9F | \$ 237  |
| CPU Holder (5" - 8" adjustment).....  | .ACPU5-8F | \$ 155  |
| CPU Holder (3" - 5" adjustment).....  | .ACPU3F   | \$ 155  |
| Table Transport .....                 | .ATT3054  | \$ 1855 |
| Table Floor Mount Bracket Set.....    | .AFB      | \$ 57   |



Questions?

800 876 2120

Overlapping Folding Bases  
 Quickship Program Product  
 For Quickship specification details, visit [www.versteel.com/quickship](http://www.versteel.com/quickship)

top >  
edge >

edge ordering code (radius corner) >  
or  
edge ordering code (square corner) >  
top thickness >

edge ordering code (radius corner) >  
or  
edge ordering code (square corner) >  
top thickness >

| Laminate PVC   | Laminate Wood  | Laminate Soft PVC   | Laminate Urethane/PVC   |
|--|--|---|---|
| Flat<br><br><b>LP2R</b><br>or<br><b>LP2S</b><br>1 1/4"     | Flat<br><br><b>LW2R</b><br>or<br><b>LW2S</b><br>1 1/4"     | Bumper<br><br><b>LB2R</b><br><br>1 1/4"                                     | Ergo (user side only)<br><br><b>LUPE2R</b><br>or<br><b>LUPE2S</b><br>1 1/4" |
| Fluted<br><br><b>LPF2R</b><br>or<br><b>LPF2S</b><br>1 1/4" | Fluted<br><br><b>LWF2R</b><br>or<br><b>LWF2S</b><br>1 1/4" | Reverse Bevel Acrylic<br><br><b>LMRA2R</b><br>or<br><b>LMRA2S</b><br>1 1/4" | PVC on remaining sides<br>1 1/4"  |
| 1 1/4"   | 1 1/4"   | 1 1/4"  | 1 1/4"  |

| Base Style | Table Description                     | Model #                 | Product Wt |
|------------|---------------------------------------|-------------------------|------------|
|            | 24 x 48 Fix w/FixMod                  | VTTI 2448REFX XM        | 72         |
|            | 24 x 48 Fix w/RemMod                  | VTTI 2448REFX RM        | 72         |
|            | 24 x 48 Fold  w/RemMod                | VTTI 2448REFO RM        | 76         |
|            | 24 x 48 Slim-Tilt w/HangMod           | VTTI 2448REST HM        | 87         |
|            | 24 x 48 Fix w/FixLightweightFormMod   | VTTI 2448REFX XL OR XLS | 72         |
|            | 24 x 48 Fix w/RemLightweightFormMod   | VTTI 2448REFX RL OR RLS | 72         |
|            | 24 x 48 Fold  w/RemLightweightFormMod | VTTI 2448REFO RL OR RLS | 76         |
|            | 24 x 48 Fix w/FixFormMod              | VTTI 2448REFX XF OR XFS | 82         |
|            | 24 x 60 Fix w/FixMod                  | VTTI 2460REFX XM        | 85         |
|            | 24 x 60 Fix w/RemMod                  | VTTI 2460REFX RM        | 85         |
|            | 24 x 60 Fold w/RemMod                 | VTTI 2460REFD RM        | 90         |
|            | 24 x 60 Fold w/FoldMod                | VTTI 2460REFD FM        | 90         |
|            | 24 x 60 Slim-Tilt w/HangMod           | VTTI 2460REST HM        | 100        |
|            | 24 x 60 Fix w/FixLightweightFormMod   | VTTI 2460REFX XL OR XLS | 84         |
|            | 24 x 60 Fix w/RemLightweightFormMod   | VTTI 2460REFX RL OR RLS | 84         |
|            | 24 x 60 Fold w/RemLightweightFormMod  | VTTI 2460REFD RL OR RLS | 89         |
|            | 24 x 60 Fix w/FixFormMod              | VTTI 2460REFX XF OR XFS | 97         |
|            | 24 x 60 Fold w/FoldFormMod            | VTTI 2460REFD FF OR FFS | 102        |

**Note:** Training tables are often used with lightweight computer accessories. For heavy duty applications, such as large scale computer equipment, multiple monitor mounts, etc. Versteel suggests adding a third leg or stretcher. Contact Customer Service if you have specific application concerns or questions.

To Order, Specify...

- 1 Model Number
- 2 Top Material
- 3 Edge Style and Thickness
- 4 Edge Color
- 5 Base Color
- 6 Additional Options





| <b>Base Options</b>                                | <b>Code</b> | <b>Price</b> |
|--|-------------|--------------|
| Assembled Folding Table .....                      | .BAF        | \$ 77        |
| Alternate Table Height 32" & Under.....            | .BAH        | \$ 100       |
| Alternate Table Height 32" & Over.....             | .BSP        | call         |
| Adjustable Height, Pneumatic (Fix/Tilt).....       | .BAT        | \$ 1228      |
| Casters (4), Vela Wheel.....                       | .CAS29      | \$ 171       |
| Mix, Vela Wheel Casters & Glides.....              | .BMV        | \$ 163       |
| Self Leveling Glides (4) .....                     | .GLD04      | \$ 49        |
| Stretcher Rail (Fix/Tilt) Finish Same as Base..... | .BTS        | \$ 243       |

| <b>Finish Options</b>       |    |     |
|-----------------------------|----|-----|
| Powder Coat, Standard ..... |    | n/c |
| Powder Coat, Premium.....   | \$ | 165 |
| Platinum.....               | \$ | 488 |

| <b>Top Options</b>  |       |         |
|---|-------|---------|
| Table Link (all four sides) .....   | .TLK  | \$ 251  |
| Table Link (24" ends only) .....  | .TLE  | \$ 135  |
| Special Laminate.....   | .TSP  | call    |
| Custom Cutout (per cutout) .....  | .TCC  | \$ 120  |
| Laptop Locker (each).....   | .TLA  | \$ 1375 |
| (available on fixed tables only, see page 34 in All Tables Price List for additional information) |       |         |
| Electronic Lock (per locker).....   | .TLEL | \$ 359  |
| Power Unit (up to 10 lockers sequenced) .....   | .TLPU | \$ 567  |
| (includes 1 key, required for electronic lock)  |       |         |

**Power + Data Options**  
Please reference the Power + Data Price List

| <b>Wire Management Options</b>                    |       |        |
|---|-------|--------|
| Basket, Modesty Mount.....                        | .WBM  | \$ 97  |
| Basket, Under Top Mount .....                     | .WBT  | \$ 97  |
| Wire Mesh Legway (pair) .....                     | .WML_ | \$ 205 |
| 1 Oval Brush Grommet, Location A.....             | .WOA  | \$ 97  |
| 2 Oval Brush Grommets, Location E .....           | .WOE  | \$ 194 |
| 1 Oval Brush Grommet, Provide Location Print..... | .WOG  | \$ 97  |
| 1 Round Grommet, Location A .....                 | .WRA  | \$ 76  |
| 2 Round Grommets, Location E.....                 | .WRE  | \$ 152 |
| 1 Round Grommet, Provide Location Print .....     | .WRG  | \$ 76  |

| <b>Accessories</b>                      |           |         |
|---|-----------|---------|
| Keyboard Platform w/Mouse Surface ..... | .AKP27M   | \$ 760  |
| CPU Holder (3" - 9" adjustment) .....   | .ACPU3-9F | \$ 237  |
| CPU Holder (5" - 8" adjustment).....    | .ACPU5-8F | \$ 155  |
| CPU Holder (3" - 5" adjustment).....    | .ACPU3F   | \$ 155  |
| Table Transport .....                   | .ATT3054  | \$ 1855 |
| Table Floor Mount Bracket Set.....      | .AFB      | \$ 57   |



Questions?

800 876 2120

**Quickship Program Product**  
For Quickship specification details,  
visit [www.versteel.com/quickship](http://www.versteel.com/quickship)

top >  
edge >

edge ordering code (radius corner) >  
or  
edge ordering code (square corner) >  
top thickness >

edge ordering code (radius corner) >  
or  
edge ordering code (square corner) >  
top thickness >  
top thickness price >

| Laminate PVC   | Laminate Wood  | Laminate Soft PVC  | Laminate Urethane/PVC  |
|--|--|--|--|
| Flat<br><br><b>LP2R</b><br>or<br><b>LP2S</b><br>1 1/4"     | Flat<br><br><b>LW2R</b><br>or<br><b>LW2S</b><br>1 1/4"     | Bumper<br><br><b>LB2R</b><br><br>1 1/4"  | Ergo<br>(user side only)<br><br><b>LUPE2R</b><br>or<br><b>LUPE2S</b><br>1 1/4" |
| Fluted<br><br><b>LPF2R</b><br>or<br><b>LPF2S</b><br>1 1/4" | Fluted<br><br><b>LWF2R</b><br>or<br><b>LWF2S</b><br>1 1/4" | Reverse Bevel<br>Acrylic<br><br><b>LMRA2R</b><br>or<br><b>LMRA2S</b><br>1 1/4" | PVC on remaining sides<br><br><br><br>1 1/4"                                   |
| 1 1/4"   | 1 1/4"   | 1 1/4"   | 1 1/4"   |

| Base Style | Table Description                    | Model #                 | Product Wt |
|------------|--------------------------------------|-------------------------|------------|
| <br>TI     | 24 x 72 Fix w/FixMod                 | VTTI 2472REFX XM        | 99         |
|            | 24 x 72 Fix w/RemMod                 | VTTI 2472REFX RM        | 99         |
|            | 24 x 72 Fold w/RemMod                | VTTI 2472REFD RM        | 104        |
|            | 24 x 72 Slim-Tilt w/HangMod          | VTTI 2472REST HM        | 114        |
|            | 24 x 72 Fix w/FixLightweightFormMod  | VTTI 2472REFX XL OR XLS | 99         |
|            | 24 x 72 Fix w/RemLightweightFormMod  | VTTI 2472REFX RL OR RLS | 99         |
|            | 24 x 72 Fold w/RemLightweightFormMod | VTTI 2472REFD RL OR RLS | 104        |
|            | 24 x 72 Fix w/FixFormMod             | VTTI 2472REFX XF OR XFS | 114        |
|            | 24 x 84 Fix w/FixMod                 | VTTI 2484REFX XM        | 112        |
|            | 24 x 84 Fix w/RemMod                 | VTTI 2484REFX RM        | 112        |
|            | 24 x 84 Fold w/RemMod                | VTTI 2484REFD RM        | 117        |
|            | 24 x 84 Slim-Tilt w/HangMod          | VTTI 2484REST HM        | 127        |
|            | 24 x 90 Fix w/FixMod                 | VTTI 2490REFX XM        | 120        |
|            | 24 x 90 Fix w/RemMod                 | VTTI 2490REFX RM        | 120        |
|            | 24 x 90 Fold w/RemMod                | VTTI 2490REFD RM        | 125        |
|            | 24 x 90 Slim-Tilt w/HangMod          | VTTI 2490REST HM        | 135        |
|            | 24 x 96 Fix w/FixMod                 | VTTI 2496REFX XM        | 126        |
|            | 24 x 96 Fix w/RemMod                 | VTTI 2496REFX RM        | 126        |
|            | 24 x 96 Fold w/RemMod                | VTTI 2496REFD RM        | 131        |
|            | 24 x 96 Slim-Tilt w/HangMod          | VTTI 2496REST HM        | 141        |

**Note:** Training tables are often used with lightweight computer accessories. For heavy duty applications, such as large scale computer equipment, multiple monitor mounts, etc. Versteel suggests adding a third leg or stretcher. The price of the 84", 90" and 96" models include a stretcher rail required for additional support. Contact Customer Service if you have specific application concerns or questions.

To Order, Specify...

- 1 Model Number
- 2 Top Material
- 3 Edge Style and Thickness
- 4 Edge Color
- 5 Base Color
- 6 Additional Options



| <b>Base Options</b>                                | <b>Code</b> | <b>Price</b> |
|--|-------------|--------------|
| Assembled Folding Table .....                      | .BAF        | \$ 77        |
| Alternate Table Height 32" & Under.....            | .BAH        | \$ 100       |
| Alternate Table Height 32" & Over.....             | .BSP        | call         |
| Adjustable Height, Pneumatic (Fix/Tilt).....       | .BAT        | \$ 1228      |
| Casters (4), Vela Wheel (72" only).....            | .CAS29      | \$ 171       |
| Mix, Vela Wheel Casters & Glides (72" only) .....  | .BMV        | \$ 163       |
| Self Leveling Glides (4) .....                     | .GLD04      | \$ 49        |
| Stretcher Rail (Fix/Tilt) Finish Same as Base..... | .BTS        | \$ 243       |

| <b>Finish Options</b>       |  |        |
|-----------------------------|--|--------|
| Powder Coat, Standard ..... |  | n/c    |
| Powder Coat, Premium.....   |  | \$ 165 |
| Platinum.....               |  | \$ 488 |

| <b>Top Options</b>  |       |         |
|---|-------|---------|
| Table Link (all four sides) .....   | .TLK  | \$ 251  |
| Table Link (24" ends only) .....  | .TLE  | \$ 135  |
| Special Laminate.....   | .TSP  | call    |
| Custom Cutout (per cutout) .....  | .TCC  | \$ 120  |
| Laptop Locker (each).....   | .TLA  | \$ 1375 |
| (available on fixed tables only, see page 34 in All Tables Price List for additional information) |       |         |
| Electronic Lock (per locker).....   | .TLEL | \$ 359  |
| Power Unit (up to 10 lockers sequenced) .....   | .TLPU | \$ 567  |
| (includes 1 key, required for electronic lock)  |       |         |

**Power + Data Options**  
Please reference the Power + Data Price List

| <b>Wire Management Options</b>                    |       |        |
|---|-------|--------|
| Basket, Modesty Mount.....                        | .WBM  | \$ 97  |
| Basket, Under Top Mount .....                     | .WBT  | \$ 97  |
| Wire Mesh Legway (pair) .....                     | .WML_ | \$ 205 |
| 1 Oval Brush Grommet, Location A.....             | .WOA  | \$ 97  |
| 2 Oval Brush Grommets, Location E .....           | .WOE  | \$ 194 |
| 1 Oval Brush Grommet, Provide Location Print..... | .WOG  | \$ 97  |
| 1 Round Grommet, Location A .....                 | .WRA  | \$ 76  |
| 2 Round Grommets, Location E.....                 | .WRE  | \$ 152 |
| 1 Round Grommet, Provide Location Print .....     | .WRG  | \$ 76  |

| <b>Accessories</b>                      |           |         |
|---|-----------|---------|
| Keyboard Platform w/Mouse Surface ..... | .AKP27M   | \$ 760  |
| CPU Holder (3" - 9" adjustment) .....   | .ACPU3-9F | \$ 237  |
| CPU Holder (5" - 8" adjustment).....    | .ACPU5-8F | \$ 155  |
| CPU Holder (3" - 5" adjustment).....    | .ACPU3F   | \$ 155  |
| Table Transport .....                   | .ATT3054  | \$ 1855 |
| Table Floor Mount Bracket Set.....      | .AFB      | \$ 57   |



Questions?

800 876 2120

Overlapping Folding Bases  
 Quickship Program Product  
 For Quickship specification details, visit [www.versteel.com/quickship](http://www.versteel.com/quickship)

top >  
 edge >  
 edge ordering code (radius corner) >  
 or  
 edge ordering code (square corner) >  
 top thickness >

edge ordering code (radius corner) >  
 or  
 edge ordering code (square corner) >  
 top thickness >

| Laminate PVC   | Laminate Wood  | Laminate Soft PVC   | Laminate Urethane/PVC   |
|--|--|---|---|
| Flat<br><br><b>LP2R</b><br>or<br><b>LP2S</b><br>1 1/4"     | Flat<br><br><b>LW2R</b><br>or<br><b>LW2S</b><br>1 1/4"     | Bumper<br><br><b>LB2R</b><br>1 1/4"   | Ergo (user side only)<br><br><b>LUPE2R</b><br>or<br><b>LUPE2S</b><br>1 1/4" |
| Fluted<br><br><b>LPF2R</b><br>or<br><b>LPF2S</b><br>1 1/4" | Fluted<br><br><b>LWF2R</b><br>or<br><b>LWF2S</b><br>1 1/4" | Reverse Bevel Acrylic<br><br><b>LMRA2R</b><br>or<br><b>LMRA2S</b><br>1 1/4" | PVC on remaining sides<br>1 1/4"  |
| 1 1/4"   | 1 1/4"   | 1 1/4"  | 1 1/4"  |

| Base Style | Table Description                     | Model #                 | Product Wt |
|------------|---------------------------------------|-------------------------|------------|
|            | 30 x 48 Fix w/FixMod                  | VTTI 3048REFX XM        | 86         |
|            | 30 x 48 Fix w/RemMod                  | VTTI 3048REFX RM        | 86         |
|            | 30 x 48 Fold  w/RemMod                | VTTI 3048REFO RM        | 85         |
|            | 30 x 48 Slim-Tilt w/HangMod           | VTTI 3048REST HM        | 101        |
|            | 30 x 48 Fix w/FixLightweightFormMod   | VTTI 3048REFX XL OR XLS | 85         |
|            | 30 x 48 Fix w/RemLightweightFormMod   | VTTI 3048REFX RL OR RLS | 85         |
|            | 30 x 48 Fold  w/RemLightweightFormMod | VTTI 3048REFO RL OR RLS | 85         |
|            | 30 x 48 Fix w/FixFormMod              | VTTI 3048REFX XF OR XFS | 96         |
|            | 30 x 60 Fix w/FixMod                  | VTTI 3060REFX XM        | 101        |
|            | 30 x 60 Fix w/RemMod                  | VTTI 3060REFX RM        | 101        |
|            | 30 x 60 Fold  w/RemMod                | VTTI 3060REFD RM        | 106        |
|            | 30 x 60 Fold  w/FoldMod               | VTTI 3060REFD FM        | 106        |
|            | 30 x 60 Slim-Tilt w/HangMod           | VTTI 3060REST HM        | 116        |
|            | 30 x 60 Fix w/FixLightweightFormMod   | VTTI 3060REFX XL OR XLS | 101        |
|            | 30 x 60 Fix w/RemLightweightFormMod   | VTTI 3060REFX RL OR RLS | 101        |
|            | 30 x 60 Fold  w/RemLightweightFormMod | VTTI 3060REFD RL OR RLS | 106        |
|            | 30 x 60 Fix w/FixFormMod              | VTTI 3060REFX XF OR XFS | 113        |
|            | 30 x 60 Fold  w/FoldFormMod           | VTTI 3060REFD FF OR FFS | 118        |

**Note:** Training tables are often used with lightweight computer accessories. For heavy duty applications, such as large scale computer equipment, multiple monitor mounts, etc. Versteel suggests adding a third leg or stretcher. Contact Customer Service if you have specific application concerns or questions.

To Order, Specify...

- 1 Model Number
- 2 Top Material
- 3 Edge Style and Thickness
- 4 Edge Color
- 5 Base Color
- 6 Additional Options



| <b>Base Options</b>                                | <b>Code</b> | <b>Price</b> |
|--|-------------|--------------|
| Assembled Folding Table .....                      | .BAF        | \$ 77        |
| Alternate Table Height 32" & Under.....            | .BAH        | \$ 100       |
| Alternate Table Height 32" & Over.....             | .BSP        | call         |
| Adjustable Height, Pneumatic (Fix/Tilt).....       | .BAT        | \$ 1228      |
| Casters (4), Vela Wheel.....                       | .CAS29      | \$ 171       |
| Mix, Vela Wheel Casters & Glides.....              | .BMV        | \$ 163       |
| Self Leveling Glides (4) .....                     | .GLD04      | \$ 49        |
| Stretcher Rail (Fix/Tilt) Finish Same as Base..... | .BTS        | \$ 243       |

| <b>Finish Options</b>       |    |     |
|-----------------------------|----|-----|
| Powder Coat, Standard ..... |    | n/c |
| Powder Coat, Premium.....   | \$ | 165 |
| Platinum.....               | \$ | 488 |

| <b>Top Options</b>  |       |         |
|---|-------|---------|
| Table Link (all four sides) .....   | .TLK  | \$ 251  |
| Table Link (30" ends only) .....  | .TLE  | \$ 135  |
| Special Laminate.....   | .TSP  | call    |
| Custom Cutout (per cutout) .....  | .TCC  | \$ 120  |
| Laptop Locker (each).....   | .TLA  | \$ 1375 |
| (available on fixed tables only, see page 34 in All Tables Price List for additional information) |       |         |
| Electronic Lock (per locker).....   | .TLEL | \$ 359  |
| Power Unit (up to 10 lockers sequenced) .....   | .TLPU | \$ 567  |
| (includes 1 key, required for electronic lock)  |       |         |

**Power + Data Options**  
Please reference the Power + Data Price List

| <b>Wire Management Options</b>                    |       |        |
|---|-------|--------|
| Basket, Modesty Mount.....                        | .WBM  | \$ 97  |
| Basket, Under Top Mount .....                     | .WBT  | \$ 97  |
| Wire Mesh Legway (pair) .....                     | .WML_ | \$ 205 |
| 1 Oval Brush Grommet, Location A.....             | .WOA  | \$ 97  |
| 2 Oval Brush Grommets, Location E .....           | .WOE  | \$ 194 |
| 1 Oval Brush Grommet, Provide Location Print..... | .WOG  | \$ 97  |
| 1 Round Grommet, Location A .....                 | .WRA  | \$ 76  |
| 2 Round Grommets, Location E.....                 | .WRE  | \$ 152 |
| 1 Round Grommet, Provide Location Print .....     | .WRG  | \$ 76  |

| <b>Accessories</b>                      |           |         |
|---|-----------|---------|
| Keyboard Platform w/Mouse Surface ..... | .AKP27M   | \$ 760  |
| CPU Holder (3" - 9" adjustment) .....   | .ACPU3-9F | \$ 237  |
| CPU Holder (5" - 8" adjustment).....    | .ACPU5-8F | \$ 155  |
| CPU Holder (3" - 5" adjustment).....    | .ACPU3F   | \$ 155  |
| Table Transport .....                   | .ATT3054  | \$ 1855 |
| Table Floor Mount Bracket Set.....      | .AFB      | \$ 57   |



**Questions?**

800 876 2120

**Quickship Program Product**  
For Quickship specification details,  
visit [www.versteel.com/quickship](http://www.versteel.com/quickship)

top >  
edge >

edge ordering code (radius corner) >  
or  
edge ordering code (square corner) >  
top thickness >

edge ordering code (radius corner) >  
or  
edge ordering code (square corner) >  
top thickness >  
top thickness price >

| Laminate PVC   | Laminate Wood  | Laminate Soft PVC  | Laminate Urethane/PVC  |
|--|--|--|--|
| Flat<br><br><b>LP2R</b><br>or<br><b>LP2S</b><br>1 1/4"     | Flat<br><br><b>LW2R</b><br>or<br><b>LW2S</b><br>1 1/4"     | Bumper<br><br><b>LB2R</b><br><br>1 1/4"  | Ergo<br>(user side only)<br><br><b>LUPE2R</b><br>or<br><b>LUPE2S</b><br>1 1/4" |
| Fluted<br><br><b>LPF2R</b><br>or<br><b>LPF2S</b><br>1 1/4" | Fluted<br><br><b>LWF2R</b><br>or<br><b>LWF2S</b><br>1 1/4" | Reverse Bevel<br>Acrylic<br><br><b>LMRA2R</b><br>or<br><b>LMRA2S</b><br>1 1/4" | PVC on remaining sides   |
| 1 1/4"   | 1 1/4"   | 1 1/4"   | 1 1/4"   |

| Base Style | Table Description                    | Model #                        | Product Wt |
|------------|--------------------------------------|--------------------------------|------------|
| <br>TI     | 30 x 72 Fix w/FixMod                 | <b>VTTI 3072REFX XM</b>        | 118        |
|            | 30 x 72 Fix w/RemMod                 | <b>VTTI 3072REFX RM</b>        | 118        |
|            | 30 x 72 Fold w/RemMod                | <b>VTTI 3072REFD RM</b>        | 123        |
|            | 30 x 72 Slim-Tilt w/HangMod          | <b>VTTI 3072REST HM</b>        | 133        |
|            | 30 x 72 Fix w/FixLightweightFormMod  | <b>VTTI 3072REFX XL OR XLS</b> | 118        |
|            | 30 x 72 Fix w/RemLightweightFormMod  | <b>VTTI 3072REFX RL OR RLS</b> | 118        |
|            | 30 x 72 Fold w/RemLightweightFormMod | <b>VTTI 3072REFD RL OR RLS</b> | 123        |
|            | 30 x 72 Fix w/FixFormMod             | <b>VTTI 3072REFX XF OR XFS</b> | 132        |
|            | 30 x 84 Fix w/FixMod                 | <b>VTTI 3084REFX XM</b>        | 133        |
|            | 30 x 84 Fix w/RemMod                 | <b>VTTI 3084REFX RM</b>        | 133        |
|            | 30 x 84 Fold w/RemMod                | <b>VTTI 3084REFD RM</b>        | 138        |
|            | 30 x 84 Slim-Tilt w/HangMod          | <b>VTTI 3084REST HM</b>        | 148        |
|            | 30 x 90 Fix w/FixMod                 | <b>VTTI 3090REFX XM</b>        | 142        |
|            | 30 x 90 Fix w/RemMod                 | <b>VTTI 3090REFX RM</b>        | 142        |
|            | 30 x 90 Fold w/RemMod                | <b>VTTI 3090REFD RM</b>        | 147        |
|            | 30 x 90 Slim-Tilt w/HangMod          | <b>VTTI 3090REST HM</b>        | 157        |
|            | 30 x 96 Fix w/FixMod                 | <b>VTTI 3096REFX XM</b>        | 150        |
|            | 30 x 96 Fix w/RemMod                 | <b>VTTI 3096REFX RM</b>        | 150        |
|            | 30 x 96 Fold w/RemMod                | <b>VTTI 3096REFD RM</b>        | 155        |
|            | 30 x 96 Slim-Tilt w/HangMod          | <b>VTTI 3096REST HM</b>        | 165        |

**Note:** Training tables are often used with lightweight computer accessories. For heavy duty applications, such as large scale computer equipment, multiple monitor mounts, etc. Versteel suggests adding a third leg or stretcher. The price of the 84", 90" and 96" models include a stretcher rail required for additional support. Contact Customer Service if you have specific application concerns or questions.

**To Order, Specify...**

- 1 Model Number
- 2 Top Material
- 3 Edge Style and Thickness
- 4 Edge Color
- 5 Base Color
- 6 Additional Options



| <b>Base Options</b>                                | <b>Code</b> | <b>Price</b> |
|--|-------------|--------------|
| Assembled Folding Table .....                      | .BAF        | \$ 77        |
| Alternate Table Height 32" & Under.....            | .BAH        | \$ 100       |
| Alternate Table Height 32" & Over.....             | .BSP        | call         |
| Adjustable Height, Pneumatic (Fix/Tilt).....       | .BAT        | \$ 1228      |
| Casters (4), Vela Wheel (72" only).....            | .CAS29      | \$ 171       |
| Mix, Vela Wheel Casters & Glides (72" only) .....  | .BMV        | \$ 163       |
| Self Leveling Glides (4) .....                     | .GLD04      | \$ 49        |
| Stretcher Rail (Fix/Tilt) Finish Same as Base..... | .BTS        | \$ 243       |

| <b>Finish Options</b>       |    |     |
|-----------------------------|----|-----|
| Powder Coat, Standard ..... |    | n/c |
| Powder Coat, Premium.....   | \$ | 165 |
| Platinum.....               | \$ | 488 |

| <b>Top Options</b>  |       |         |
|---|-------|---------|
| Table Link (all four sides) .....   | .TLK  | \$ 251  |
| Table Link (30" ends only) .....  | .TLE  | \$ 135  |
| Special Laminate.....   | .TSP  | call    |
| Custom Cutout (per cutout) .....  | .TCC  | \$ 120  |
| Laptop Locker (each).....   | .TLA  | \$ 1375 |
| (available on fixed tables only, see page 34 in All Tables Price List for additional information) |       |         |
| Electronic Lock (per locker).....   | .TLEL | \$ 359  |
| Power Unit (up to 10 lockers sequenced) .....   | .TLPU | \$ 567  |
| (includes 1 key, required for electronic lock)  |       |         |

**Power + Data Options**  
Please reference the Power + Data Price List

| <b>Wire Management Options</b>                    |      |        |
|---|------|--------|
| Basket, Modesty Mount.....                        | .WBM | \$ 97  |
| Basket, Under Top Mount .....                     | .WBT | \$ 97  |
| Wire Mesh Legway (pair) .....                     | .WML | \$ 205 |
| 1 Oval Brush Grommet, Location A.....             | .WOA | \$ 97  |
| 2 Oval Brush Grommets, Location E .....           | .WOE | \$ 194 |
| 1 Oval Brush Grommet, Provide Location Print..... | .WOG | \$ 97  |
| 1 Round Grommet, Location A .....                 | .WRA | \$ 76  |
| 2 Round Grommets, Location E.....                 | .WRE | \$ 152 |
| 1 Round Grommet, Provide Location Print .....     | .WRG | \$ 76  |

| <b>Accessories</b>                      |           |         |
|---|-----------|---------|
| Keyboard Platform w/Mouse Surface ..... | .AKP27M   | \$ 760  |
| CPU Holder (3" - 9" adjustment) .....   | .ACPU3-9F | \$ 237  |
| CPU Holder (5" - 8" adjustment).....    | .ACPU5-8F | \$ 155  |
| CPU Holder (3" - 5" adjustment).....    | .ACPU3F   | \$ 155  |
| Table Transport .....                   | .ATT3054  | \$ 1855 |
| Table Floor Mount Bracket Set.....      | .AFB      | \$ 57   |



Questions?

800 876 2120

Overlapping Folding Bases  
 Quickship Program Product  
 For Quickship specification details, visit [www.versteel.com/quickship](http://www.versteel.com/quickship)

top >  
edge >

edge ordering code (radius corner) >  
or  
edge ordering code (square corner) >  
top thickness >

edge ordering code (radius corner) >  
or  
edge ordering code (square corner) >  
top thickness >  
top thickness price >

| Laminate PVC   | Laminate Wood  | Laminate Soft PVC   | Laminate Urethane/PVC   |
|--|--|---|---|
| Flat<br><br><b>LP2R</b><br>or<br><b>LP2S</b><br>1 1/4"     | Flat<br><br><b>LW2R</b><br>or<br><b>LW2S</b><br>1 1/4"     | Bumper<br><br><b>LB2R</b><br><br>1 1/4"                                     | Ergo (user side only)<br><br><b>LUPE2R</b><br>or<br><b>LUPE2S</b><br>1 1/4" |
| Fluted<br><br><b>LPF2R</b><br>or<br><b>LPF2S</b><br>1 1/4" | Fluted<br><br><b>LWF2R</b><br>or<br><b>LWF2S</b><br>1 1/4" | Reverse Bevel Acrylic<br><br><b>LMRA2R</b><br>or<br><b>LMRA2S</b><br>1 1/4" | PVC on remaining sides<br><br><br><br>1 1/4"                                |
| 1 1/4"   | 1 1/4"   | 1 1/4"  | 1 1/4"  |

| Base Style | Table Description                     | Model #                        | Product Wt |
|------------|---------------------------------------|--------------------------------|------------|
|            | 18 x 48 Fix w/FixMod                  | <b>VTTC 1848REFX XM</b>        | 61         |
|            | 18 x 48 Fix w/RemMod                  | <b>VTTC 1848REFX RM</b>        | 61         |
|            | 18 x 48 Fold  w/RemMod                | <b>VTTC 1848REFO RM</b>        | 66         |
|            | 18 x 48 Fix w/FixLightweightFormMod   | <b>VTTC 1848REFX XL OR XLS</b> | 61         |
|            | 18 x 48 Fix w/RemLightweightFormMod   | <b>VTTC 1848REFX RL OR RLS</b> | 61         |
|            | 18 x 48 Fold  w/RemLightweightFormMod | <b>VTTC 1848REFO RL OR RLS</b> | 66         |
|            | 18 x 48 Fix w/FixFormMod              | <b>VTTC 1848REFX XF OR XFS</b> | 71         |
|            | 18 x 60 Fix w/FixMod                  | <b>VTTC 1860REFX XM</b>        | 72         |
|            | 18 x 60 Fix w/RemMod                  | <b>VTTC 1860REFX RM</b>        | 72         |
|            | 18 x 60 Fold w/RemMod                 | <b>VTTC 1860REFD RM</b>        | 77         |
|            | 18 x 60 Fix w/FixLightweightFormMod   | <b>VTTC 1860REFX XL OR XLS</b> | 71         |
|            | 18 x 60 Fix w/RemLightweightFormMod   | <b>VTTC 1860REFX RL OR RLS</b> | 71         |
|            | 18 x 60 Fold w/RemLightweightFormMod  | <b>VTTC 1860REFD RL OR RLS</b> | 76         |
|            | 18 x 60 Fix w/FixFormMod              | <b>VTTC 1860REFX XF OR XFS</b> | 84         |
|            | 18 x 72 Fix w/FixMod                  | <b>VTTC 1872REFX XM</b>        | 83         |
|            | 18 x 72 Fix w/RemMod                  | <b>VTTC 1872REFX RM</b>        | 83         |
|            | 18 x 72 Fold w/RemMod                 | <b>VTTC 1872REFD RM</b>        | 88         |
|            | 18 x 72 Fix w/FixLightweightFormMod   | <b>VTTC 1872REFX XL OR XLS</b> | 84         |
|            | 18 x 72 Fix w/RemLightweightFormMod   | <b>VTTC 1872REFX RL OR RLS</b> | 84         |
|            | 18 x 72 Fold w/RemLightweightFormMod  | <b>VTTC 1872REFD RL OR RLS</b> | 89         |
|            | 18 x 72 Fix w/FixFormMod              | <b>VTTC 1872REFX XF OR XFS</b> | 98         |

**Note:** Training tables are often used with lightweight computer accessories. For heavy duty applications, such as large scale computer equipment, multiple monitor mounts, etc. Versteel suggests adding a third leg or stretcher. Contact Customer Service if you have specific application concerns or questions.

To Order, Specify...

- 1 Model Number
- 2 Top Material
- 3 Edge Style and Thickness
- 4 Edge Color
- 5 Base Color
- 6 Additional Options





| <b>Base Options</b>                           | <b>Code</b> | <b>Price</b> |
|---|-------------|--------------|
| Assembled Folding Table .....                 | .BAF        | \$ 77        |
| Alternate Table Height 32" & Under.....       | .BAH        | \$ 100       |
| Alternate Table Height 32" & Over.....        | .BSP        | call         |
| Adjustable Height, Pneumatic (Fix).....       | .BAT        | \$ 1228      |
| Casters (4), Vela Wheel.....                  | .CAS29      | \$ 171       |
| Mix, Vela Wheel Casters & Glides.....         | .BMV        | \$ 163       |
| Self Leveling Glides (4) .....                | .GLD04      | \$ 49        |
| Stretcher Rail (Fix) Finish Same as Base..... | .BTS        | \$ 243       |

| <b>Finish Options</b>       |    |     |
|-----------------------------|----|-----|
| Powder Coat, Standard ..... |    | n/c |
| Powder Coat, Premium.....   | \$ | 165 |
| Platinum.....               | \$ | 488 |

| <b>Top Options</b>                |      |        |
|-----------------------------------|------|--------|
| Table Link (all four sides) ..... | .TLK | \$ 251 |
| Table Link (18" ends only).....   | .TLE | \$ 135 |
| Special Laminate.....             | .TSP | call   |
| Custom Cutout (per cutout) .....  | .TCC | \$ 120 |

**Power + Data Options**  
Please reference the Power + Data Price List

| <b>Wire Management Options</b>                    |       |        |
|---|-------|--------|
| Basket, Modesty Mount.....                        | .WBM  | \$ 97  |
| Basket, Under Top Mount.....                      | .WBT  | \$ 97  |
| Wire Mesh Legway (pair) .....                     | .WML_ | \$ 205 |
| 1 Oval Brush Grommet, Location A.....             | .WOA  | \$ 97  |
| 1 Oval Brush Grommet, Provide Location Print..... | .WOG  | \$ 97  |
| 1 Round Grommet, Location A.....                  | .WRA  | \$ 76  |
| 1 Round Grommet, Provide Location Print .....     | .WRG  | \$ 76  |

| <b>Accessories</b>                    |           |         |
|---------------------------------------|-----------|---------|
| CPU Holder (3" - 9" adjustment) ..... | .ACPU3-9F | \$ 237  |
| CPU Holder (5" - 8" adjustment).....  | .ACPU5-8F | \$ 155  |
| CPU Holder (3" - 5" adjustment).....  | .ACPU3F   | \$ 155  |
| Table Transport .....                 | .ATT3054  | \$ 1855 |
| Table Floor Mount Bracket Set.....    | .AFB      | \$ 57   |



**Questions?**








800 876 2120


**Quickship Program Product**  
For Quickship specification details,  
visit [www.versteel.com/quickship](http://www.versteel.com/quickship)

top >  
edge >

edge ordering code (radius corner) >  
or  
edge ordering code (square corner) >  
top thickness >

edge ordering code (radius corner) >  
or  
edge ordering code (square corner) >  
top thickness >  
top thickness price >

| Laminate PVC   | Laminate Wood   | Laminate Soft PVC  | Laminate Urethane/PVC  |
|--|---|--|--|
| Flat<br><br><b>LP2R</b><br>or<br><b>LP2S</b><br>1 1/4"     | Flat<br><br><b>LW2R</b><br>or<br><b>LW2S</b><br>1 1/4"     | Bumper<br><br><b>LB2R</b><br><br>1 1/4"                                     | Ergo (user side only)<br><br><b>LUPE2R</b><br>or<br><b>LUPE2S</b><br>1 1/4" |
| Fluted<br><br><b>LPF2R</b><br>or<br><b>LPF2S</b><br>1 1/4" | Fluted<br><br><b>LWF2R</b><br>or<br><b>LWF2S</b><br>1 1/4" | Reverse Bevel Acrylic<br><br><b>LMRA2R</b><br>or<br><b>LMRA2S</b><br>1 1/4" | PVC on remaining sides<br><br><br><br><br><br><br><br><br><br>1 1/4"   |
| 1 1/4"   | 1 1/4"  | 1 1/4"   | 1 1/4"   |

| Base Style  | Table Description     | Model #                 | Product Wt |
|---|-----------------------|-------------------------|------------|
| <br>TC | 18 x 84 Fix w/FixMod  | <b>VTTC 1884REFX XM</b> | 94         |
|   | 18 x 84 Fix w/RemMod  | <b>VTTC 1884REFX RM</b> | 94         |
|   | 18 x 84 Fold w/RemMod | <b>VTTC 1884REFD RM</b> | 99         |
|   | 18 x 90 Fix w/FixMod  | <b>VTTC 1890REFX XM</b> | 100        |
|   | 18 x 90 Fix w/RemMod  | <b>VTTC 1890REFX RM</b> | 100        |
|   | 18 x 90 Fold w/RemMod | <b>VTTC 1890REFD RM</b> | 105        |
|   | 18 x 96 Fix w/FixMod  | <b>VTTC 1896REFX XM</b> | 105        |
|   | 18 x 96 Fix w/RemMod  | <b>VTTC 1896REFX RM</b> | 105        |
|   | 18 x 96 Fold w/RemMod | <b>VTTC 1896REFD RM</b> | 110        |

**Note:** The price of the 84", 90" and 96" models include a stretcher rail required for additional support. Contact Customer Service if you have specific application concerns or questions.

**To Order, Specify...**

- 1 Model Number
- 2 Top Material
- 3 Edge Style and Thickness
- 4 Edge Color
- 5 Base Color
- 6 Additional Options



| <b>Base Options</b>                           | <b>Code</b> | <b>Price</b> |
|---|-------------|--------------|
| Assembled Folding Table .....                 | .BAF        | \$ 77        |
| Alternate Table Height 32" & Under.....       | .BAH        | \$ 100       |
| Alternate Table Height 32" & Over.....        | .BSP        | call         |
| Adjustable Height, Pneumatic (Fix).....       | .BAT        | \$ 1228      |
| Self Leveling Glides (4) .....                | .GLD04      | \$ 49        |
| Stretcher Rail (Fix) Finish Same as Base..... | .BTS        | \$ 243       |

| <b>Finish Options</b>       |  |        |
|-----------------------------|--|--------|
| Powder Coat, Standard ..... |  | n/c    |
| Powder Coat, Premium.....   |  | \$ 165 |
| Platinum.....               |  | \$ 488 |

| <b>Top Options</b>                |      |        |
|-----------------------------------|------|--------|
| Table Link (all four sides) ..... | .TLK | \$ 251 |
| Table Link (18" ends only).....   | .TLE | \$ 135 |
| Special Laminate.....             | .TSP | call   |
| Custom Cutout (per cutout) .....  | .TCC | \$ 120 |

**Power + Data Options**  
Please reference the Power + Data Price List

| <b>Wire Management Options</b>                    |       |        |
|---|-------|--------|
| Basket, Modesty Mount.....                        | .WBM  | \$ 97  |
| Basket, Under Top Mount.....                      | .WBT  | \$ 97  |
| Wire Mesh Legway (pair).....                      | .WML_ | \$ 205 |
| 1 Oval Brush Grommet, Location A.....             | .WOA  | \$ 97  |
| 1 Oval Brush Grommet, Provide Location Print..... | .WOG  | \$ 97  |
| 1 Round Grommet, Location A.....                  | .WRA  | \$ 76  |
| 1 Round Grommet, Provide Location Print .....     | .WRG  | \$ 76  |

| <b>Accessories</b>                    |           |         |
|---------------------------------------|-----------|---------|
| CPU Holder (3" - 9" adjustment) ..... | .ACPU3-9F | \$ 237  |
| CPU Holder (5" - 8" adjustment).....  | .ACPU5-8F | \$ 155  |
| CPU Holder (3" - 5" adjustment).....  | .ACPU3F   | \$ 155  |
| Table Transport .....                 | .ATT3054  | \$ 1855 |
| Table Floor Mount Bracket Set.....    | .AFB      | \$ 57   |



Questions?

800 876 2120

- Overlapping Folding Bases
- Quickship Program Product  
For Quickship specification details, visit [www.versteel.com/quickship](http://www.versteel.com/quickship)

top >  
edge >

edge ordering code (radius corner) >  
or  
edge ordering code (square corner) >  
top thickness >

| top ><br>edge > | Laminate<br>PVC  | Laminate<br>Wood   | Laminate<br>Soft PVC   | Laminate<br>Urethane/PVC   |
|-----------------|--|--|--|--|
|                 | Flat<br><br><b>LP2R</b><br>or<br><b>LP2S</b><br>1 1/4"     | Flat<br><br><b>LW2R</b><br>or<br><b>LW2S</b><br>1 1/4"     | Bumper<br><br><b>LB2R</b><br><br>1 1/4"  | Ergo<br>(user side only)<br><br><b>LUPE2R</b><br>or<br><b>LUPE2S</b><br>1 1/4" |
|                 | Fluted<br><br><b>LPF2R</b><br>or<br><b>LPF2S</b><br>1 1/4" | Fluted<br><br><b>LWF2R</b><br>or<br><b>LWF2S</b><br>1 1/4" | Reverse Bevel<br>Acrylic<br><br><b>LMRA2R</b><br>or<br><b>LMRA2S</b><br>1 1/4" | PVC on<br>remaining sides  |
|                 | 1 1/4"   | 1 1/4"   | 1 1/4"   | 1 1/4"   |

edge ordering code (radius corner) >  
or  
edge ordering code (square corner) >  
top thickness >

| Base Style            | Table Description                     | Model #                        | Product Wt     |
|-----------------------|---------------------------------------|--------------------------------|----------------|
| <br>TC                | 20 x 48 Fix w/FixMod                  | <b>VTTC 2048REFX XM</b>        | <b>≈0S</b> 65  |
|                       | 20 x 48 Fix w/RemMod                  | <b>VTTC 2048REFX RM</b>        | <b>≈0S</b> 65  |
|                       | 20 x 48 Fold  w/RemMod                | <b>VTTC 2048REFO RM</b>        | <b>≈0S</b> 69  |
|                       | 20 x 48 Fix w/FixLightweightFormMod   | <b>VTTC 2048REFX XL OR XLS</b> | 65             |
|                       | 20 x 48 Fix w/RemLightweightFormMod   | <b>VTTC 2048REFX RL OR RLS</b> | 65             |
|                       | 20 x 48 Fold  w/RemLightweightFormMod | <b>VTTC 2048REFO RL OR RLS</b> | 69             |
|                       | 20 x 48 Fix w/FixFormMod              | <b>VTTC 2048REFX XF OR XFS</b> | 75             |
|                       | 20 x 60 Fix w/FixMod                  | <b>VTTC 2060REFX XM</b>        | <b>≈0S</b> 77  |
|                       | 20 x 60 Fix w/RemMod                  | <b>VTTC 2060REFX RM</b>        | <b>≈0S</b> 77  |
|                       | 20 x 60 Fold w/RemMod                 | <b>VTTC 2060REFD RM</b>        | <b>≈0S</b> 82  |
|                       | 20 x 60 Fix w/FixLightweightFormMod   | <b>VTTC 2060REFX XL OR XLS</b> | 76             |
|                       | 20 x 60 Fix w/RemLightweightFormMod   | <b>VTTC 2060REFX RL OR RLS</b> | 76             |
|                       | 20 x 60 Fold w/RemLightweightFormMod  | <b>VTTC 2060REFD RL OR RLS</b> | 81             |
|                       | 20 x 60 Fix w/FixFormMod              | <b>VTTC 2060REFX XF OR XFS</b> | 89             |
|                       | 20 x 72 Fix w/FixMod                  | <b>VTTC 2072REFX XM</b>        | <b>≈0S</b> 89  |
|                       | 20 x 72 Fix w/RemMod                  | <b>VTTC 2072REFX RM</b>        | <b>≈0S</b> 89  |
|                       | 20 x 72 Fold w/RemMod                 | <b>VTTC 2072REFD RM</b>        | <b>≈0S</b> 94  |
|                       | 20 x 72 Fix w/FixLightweightFormMod   | <b>VTTC 2072REFX XL OR XLS</b> | 90             |
|                       | 20 x 72 Fix w/RemLightweightFormMod   | <b>VTTC 2072REFX RL OR RLS</b> | 90             |
|                       | 20 x 72 Fold w/RemLightweightFormMod  | <b>VTTC 2072REFD RL OR RLS</b> | 95             |
|                       | 20 x 72 Fix w/FixFormMod              | <b>VTTC 2072REFX XF OR XFS</b> | 104            |
|                       | 20 x 84 Fix w/FixMod                  | <b>VTTC 2084REFX XM</b>        | <b>≈0S</b> 101 |
|                       | 20 x 84 Fix w/RemMod                  | <b>VTTC 2084REFX RM</b>        | <b>≈0S</b> 101 |
|                       | 20 x 84 Fold w/RemMod                 | <b>VTTC 2084REFD RM</b>        | <b>≈0S</b> 106 |
|                       | 20 x 90 Fix w/FixMod                  | <b>VTTC 2090REFX XM</b>        | <b>≈0S</b> 107 |
|                       | 20 x 90 Fix w/RemMod                  | <b>VTTC 2090REFX RM</b>        | <b>≈0S</b> 107 |
|                       | 20 x 90 Fold w/RemMod                 | <b>VTTC 2090REFD RM</b>        | <b>≈0S</b> 112 |
|                       | 20 x 96 Fix w/FixMod                  | <b>VTTC 2096REFX XM</b>        | <b>≈0S</b> 113 |
| 20 x 96 Fix w/RemMod  | <b>VTTC 2096REFX RM</b>               | <b>≈0S</b> 113                 |                |
| 20 x 96 Fold w/RemMod | <b>VTTC 2096REFD RM</b>               | <b>≈0S</b> 118                 |                |

**Note:** Training tables are often used with lightweight computer accessories. For heavy duty applications, such as large scale computer equipment, multiple monitor mounts, etc. Versteel suggests adding a third leg or stretcher. The price of the 84", 90" and 96" models include a stretcher rail required for additional support. Contact Customer Service if you have specific application concerns or questions.

To Order, Specify...

- 1 Model Number
- 2 Top Material
- 3 Edge Style and Thickness
- 4 Edge Color
- 5 Base Color
- 6 Additional Options



| <b>Base Options</b>                                  | <b>Code</b> | <b>Price</b> |
|--|-------------|--------------|
| Assembled Folding Table .....                        | .BAF        | \$ 77        |
| Alternate Table Height 32" & Under.....              | .BAH        | \$ 100       |
| Alternate Table Height 32" & Over.....               | .BSP        | call         |
| Adjustable Height, Pneumatic (Fix).....              | .BAT        | \$ 1228      |
| Casters (4), Vela Wheel (up to 72" only).....        | .CAS29      | \$ 171       |
| Mix, Vela Wheel Casters & Glides (up to 72" only) .. | .BMV        | \$ 163       |
| Self Leveling Glides (4) .....                       | .GLD04      | \$ 49        |
| Stretcher Rail (Fix) Finish Same as Base.....        | .BTS        | \$ 243       |

| <b>Finish Options</b>       |    |     |
|-----------------------------|----|-----|
| Powder Coat, Standard ..... |    | n/c |
| Powder Coat, Premium.....   | \$ | 165 |
| Platinum.....               | \$ | 488 |

| <b>Top Options</b>                |      |        |
|-----------------------------------|------|--------|
| Table Link (all four sides) ..... | .TLK | \$ 251 |
| Table Link (20" ends only) .....  | .TLE | \$ 135 |
| Special Laminate.....             | .TSP | call   |
| Custom Cutout (per cutout) .....  | .TCC | \$ 120 |

**Power + Data Options**  
Please reference the Power + Data Price List

| <b>Wire Management Options</b>                    |       |        |
|---|-------|--------|
| Basket, Modesty Mount.....                        | .WBM  | \$ 97  |
| Basket, Under Top Mount.....                      | .WBT  | \$ 97  |
| Wire Mesh Legway (pair) .....                     | .WML_ | \$ 205 |
| 1 Oval Brush Grommet, Location A.....             | .WOA  | \$ 97  |
| 1 Oval Brush Grommet, Provide Location Print..... | .WOG  | \$ 97  |
| 1 Round Grommet, Location A.....                  | .WRA  | \$ 76  |
| 1 Round Grommet, Provide Location Print .....     | .WRG  | \$ 76  |

| <b>Accessories</b>                    |           |         |
|---------------------------------------|-----------|---------|
| CPU Holder (3" - 9" adjustment) ..... | .ACPU3-9F | \$ 237  |
| CPU Holder (5" - 8" adjustment).....  | .ACPU5-8F | \$ 155  |
| CPU Holder (3" - 5" adjustment).....  | .ACPU3F   | \$ 155  |
| Table Transport .....                 | .ATT3054  | \$ 1855 |
| Table Floor Mount Bracket Set.....    | .AFB      | \$ 57   |



Questions?

800 876 2120

- Overlapping Folding Bases
- Quickship Program Product  
For Quickship specification details, visit [www.versteel.com/quickship](http://www.versteel.com/quickship)

top >  
edge >

edge ordering code (radius corner) >  
or  
edge ordering code (square corner) >  
top thickness >

edge ordering code (radius corner) >  
or  
edge ordering code (square corner) >  
top thickness >

| Laminate PVC   | Laminate Wood  | Laminate Soft PVC   | Laminate Urethane/PVC   |
|--|--|---|---|
| Flat<br><br><b>LP2R</b><br>or<br><b>LP2S</b><br>1 1/4"     | Flat<br><br><b>LW2R</b><br>or<br><b>LW2S</b><br>1 1/4"     | Bumper<br><br><b>LB2R</b><br><br>1 1/4"                                     | Ergo (user side only)<br><br><b>LUPE2R</b><br>or<br><b>LUPE2S</b><br>1 1/4" |
| Fluted<br><br><b>LPF2R</b><br>or<br><b>LPF2S</b><br>1 1/4" | Fluted<br><br><b>LWF2R</b><br>or<br><b>LWF2S</b><br>1 1/4" | Reverse Bevel Acrylic<br><br><b>LMRA2R</b><br>or<br><b>LMRA2S</b><br>1 1/4" | PVC on remaining sides<br>1 1/4"  |
| 1 1/4"   | 1 1/4"   | 1 1/4"  | 1 1/4"  |

| Base Style                            | Table Description                     | Model #                  | Product Wt |
|---------------------------------------|---------------------------------------|--------------------------|------------|
|                                       | 24 x 48 Fix w/FixMod                  | V TTC 2448REFX XM        | 72         |
|                                       | 24 x 48 Fix w/RemMod                  | V TTC 2448REFX RM        | 72         |
|                                       | 24 x 48 Fold  w/RemMod                | V TTC 2448REFO RM        | 76         |
|                                       | 24 x 48 Tilt w/HangMod                | V TTC 2448RETL HM        | 87         |
|                                       | 24 x 48 Tilt w/RemMod                 | V TTC 2448RETL RM        | 87         |
|                                       | 24 x 48 Fix w/FixLightweightFormMod   | V TTC 2448REFX XL OR XLS | 72         |
|                                       | 24 x 48 Fix w/RemLightweightFormMod   | V TTC 2448REFX RL OR RLS | 72         |
|                                       | 24 x 48 Fold  w/RemLightweightFormMod | V TTC 2448REFO RL OR RLS | 76         |
|                                       | 24 x 48 Tilt w/RemLightweightFormMod  | V TTC 2448RETL RL OR RLS | 87         |
|                                       | 24 x 48 Fix w/FixFormMod              | V TTC 2448REFX XF OR XFS | 82         |
|                                       | 24 x 60 Fix w/FixMod                  | V TTC 2460REFX XM        | 85         |
|                                       | 24 x 60 Fix w/RemMod                  | V TTC 2460REFX RM        | 85         |
|                                       | 24 x 60 Fold  w/RemMod                | V TTC 2460REFD RM        | 90         |
|                                       | 24 x 60 Fold  w/FoldMod               | V TTC 2460REFD FM        | 90         |
|                                       | 24 x 60 Tilt w/HangMod                | V TTC 2460RETL HM        | 100        |
|                                       | 24 x 60 Tilt w/RemMod                 | V TTC 2460RETL RM        | 100        |
|                                       | 24 x 60 Fix w/FixLightweightFormMod   | V TTC 2460REFX XL OR XLS | 84         |
|                                       | 24 x 60 Fix w/RemLightweightFormMod   | V TTC 2460REFX RL OR RLS | 84         |
|                                       | 24 x 60 Fold  w/RemLightweightFormMod | V TTC 2460REFD RL OR RLS | 89         |
|                                       | 24 x 60 Tilt w/RemLightweightFormMod  | V TTC 2460RETL RL OR RLS | 99         |
|                                       | 24 x 60 Fix w/FixFormMod              | V TTC 2460REFX XF OR XFS | 97         |
|                                       | 24 x 60 Fold  w/FoldFormMod           | V TTC 2460REFD FF OR FFS | 102        |
|                                       | 24 x 72 Fix w/FixMod                  | V TTC 2472REFX XM        | 99         |
|                                       | 24 x 72 Fix w/RemMod                  | V TTC 2472REFX RM        | 99         |
| 24 x 72 Fold  w/RemMod                | V TTC 2472REFD RM                     | 104                      |            |
| 24 x 72 Tilt w/HangMod                | V TTC 2472RETL HM                     | 114                      |            |
| 24 x 72 Tilt w/RemMod                 | V TTC 2472RETL RM                     | 114                      |            |
| 24 x 72 Fix w/FixLightweightFormMod   | V TTC 2472REFX XL OR XLS              | 99                       |            |
| 24 x 72 Fix w/RemLightweightFormMod   | V TTC 2472REFX RL OR RLS              | 99                       |            |
| 24 x 72 Fold  w/RemLightweightFormMod | V TTC 2472REFD RL OR RLS              | 104                      |            |
| 24 x 72 Tilt w/RemLightweightFormMod  | V TTC 2472RETL RL OR RLS              | 114                      |            |
| 24 x 72 Fix w/FixFormMod              | V TTC 2472REFX XF OR XFS              | 114                      |            |

**Note:** Training tables are often used with lightweight computer accessories. For heavy duty applications, such as large scale computer equipment, multiple monitor mounts, etc. Versteel suggests adding a third leg or stretcher. Contact Customer Service if you have specific application concerns or questions.

To Order, Specify...

- 1 Model Number
- 2 Top Material
- 3 Edge Style and Thickness
- 4 Edge Color
- 5 Base Color
- 6 Additional Options



| <b>Base Options</b>                                | <b>Code</b> | <b>Price</b> |
|--|-------------|--------------|
| Assembled Folding Table .....                      | .BAF        | \$ 77        |
| Alternate Table Height 32" & Under.....            | .BAH        | \$ 100       |
| Alternate Table Height 32" & Over.....             | .BSP        | call         |
| Adjustable Height, Pneumatic (Fix/Tilt).....       | .BAT        | \$ 1228      |
| Casters (4), Vela Wheel.....                       | .CAS29      | \$ 171       |
| Mix, Vela Wheel Casters & Glides.....              | .BMV        | \$ 163       |
| Self Leveling Glides (4) .....                     | .GLD04      | \$ 49        |
| Stretcher Rail (Fix/Tilt) Finish Same as Base..... | .BTS        | \$ 243       |

| <b>Finish Options</b>       |  |        |
|-----------------------------|--|--------|
| Powder Coat, Standard ..... |  | n/c    |
| Powder Coat, Premium.....   |  | \$ 165 |
| Platinum.....               |  | \$ 488 |

| <b>Top Options</b>  |       |         |
|---|-------|---------|
| Table Link (all four sides) .....   | .TLK  | \$ 251  |
| Table Link (24" ends only) .....  | .TLE  | \$ 135  |
| Special Laminate.....   | .TSP  | call    |
| Custom Cutout (per cutout) .....  | .TCC  | \$ 120  |
| Laptop Locker (each).....   | .TLA  | \$ 1375 |
| (available on fixed tables only, see page 34 in All Tables Price List for additional information) |       |         |
| Electronic Lock (per locker).....   | .TLEL | \$ 359  |
| Power Unit (up to 10 lockers sequenced) .....   | .TLPU | \$ 567  |
| (includes 1 key, required for electronic lock)  |       |         |

**Power + Data Options**  
Please reference the Power + Data Price List

| <b>Wire Management Options</b>                    |      |        |
|---|------|--------|
| Basket, Modesty Mount.....                        | .WBM | \$ 97  |
| Basket, Under Top Mount .....                     | .WBT | \$ 97  |
| Wire Mesh Legway (pair) .....                     | .WML | \$ 205 |
| 1 Oval Brush Grommet, Location A.....             | .WOA | \$ 97  |
| 2 Oval Brush Grommets, Location E .....           | .WOE | \$ 194 |
| 1 Oval Brush Grommet, Provide Location Print..... | .WOG | \$ 97  |
| 1 Round Grommet, Location A .....                 | .WRA | \$ 76  |
| 2 Round Grommets, Location E.....                 | .WRE | \$ 152 |
| 1 Round Grommet, Provide Location Print .....     | .WRG | \$ 76  |

| <b>Accessories</b>                      |           |         |
|---|-----------|---------|
| Keyboard Platform w/Mouse Surface ..... | .AKP27M   | \$ 760  |
| CPU Holder (3" - 9" adjustment) .....   | .ACPU3-9F | \$ 237  |
| CPU Holder (5" - 8" adjustment).....    | .ACPU5-8F | \$ 155  |
| CPU Holder (3" - 5" adjustment).....    | .ACPU3F   | \$ 155  |
| Table Transport .....                   | .ATT3054  | \$ 1855 |
| Table Floor Mount Bracket Set.....      | .AFB      | \$ 57   |



**Questions?**








800 876 2120


**Quickship Program Product**  
For Quickship specification details,  
visit [www.versteel.com/quickship](http://www.versteel.com/quickship)

top >  
edge >

edge ordering code (radius corner) >  
or  
edge ordering code (square corner) >  
top thickness >

edge ordering code (radius corner) >  
or  
edge ordering code (square corner) >  
top thickness >  
price >

| Laminate PVC   | Laminate Wood   | Laminate Soft PVC  | Laminate Urethane/PVC  |
|--|---|--|--|
| Flat<br><br><b>LP2R</b><br>or<br><b>LP2S</b><br>1 1/4"     | Flat<br><br><b>LW2R</b><br>or<br><b>LW2S</b><br>1 1/4"     | Bumper<br><br><b>LB2R</b><br><br>1 1/4"                                     | Ergo (user side only)<br><br><b>LUPE2R</b><br>or<br><b>LUPE2S</b><br>1 1/4" |
| Fluted<br><br><b>LPF2R</b><br>or<br><b>LPF2S</b><br>1 1/4" | Fluted<br><br><b>LWF2R</b><br>or<br><b>LWF2S</b><br>1 1/4" | Reverse Bevel Acrylic<br><br><b>LMRA2R</b><br>or<br><b>LMRA2S</b><br>1 1/4" | PVC on remaining sides<br><br><br><br><br><br><br><br><br><br>1 1/4"   |
| 1 1/4"   | 1 1/4"  | 1 1/4"   | 1 1/4"   |

| Base Style  | Table Description      | Model #                  | Product Wt |
|---|------------------------|--------------------------|------------|
| <br>TC | 24 x 84 Fix w/FixMod   | <b>V TTC 2484REFX XM</b> | 112        |
|   | 24 x 84 Fix w/RemMod   | <b>V TTC 2484REFX RM</b> | 112        |
|   | 24 x 84 Fold w/RemMod  | <b>V TTC 2484REFD RM</b> | 117        |
|   | 24 x 84 Tilt w/HangMod | <b>V TTC 2484RETL HM</b> | 127        |
|   | 24 x 84 Tilt w/RemMod  | <b>V TTC 2484RETL RM</b> | 127        |
|   | 24 x 90 Fix w/FixMod   | <b>V TTC 2490REFX XM</b> | 120        |
|   | 24 x 90 Fix w/RemMod   | <b>V TTC 2490REFX RM</b> | 120        |
|   | 24 x 90 Fold w/RemMod  | <b>V TTC 2490REFD RM</b> | 125        |
|   | 24 x 90 Tilt w/HangMod | <b>V TTC 2490RETL HM</b> | 135        |
|   | 24 x 90 Tilt w/RemMod  | <b>V TTC 2490RETL RM</b> | 135        |
|   | 24 x 96 Fix w/FixMod   | <b>V TTC 2496REFX XM</b> | 126        |
|   | 24 x 96 Fix w/RemMod   | <b>V TTC 2496REFX RM</b> | 126        |
|   | 24 x 96 Fold w/RemMod  | <b>V TTC 2496REFD RM</b> | 131        |
|   | 24 x 96 Tilt w/HangMod | <b>V TTC 2496RETL HM</b> | 141        |
|   | 24 x 96 Tilt w/RemMod  | <b>V TTC 2496RETL RM</b> | 141        |

**Note:** The price of the 84", 90" and 96" models include a stretcher rail required for additional support. Contact Customer Service if you have specific application concerns or questions.

**To Order, Specify...**

- 1 Model Number
- 2 Top Material
- 3 Edge Style and Thickness
- 4 Edge Color
- 5 Base Color
- 6 Additional Options





| <b>Base Options</b>                                | <b>Code</b> | <b>Price</b> |
|--|-------------|--------------|
| Assembled Folding Table .....                      | .BAF        | \$ 77        |
| Alternate Table Height 32" & Under.....            | .BAH        | \$ 100       |
| Alternate Table Height 32" & Over.....             | .BSP        | call         |
| Adjustable Height, Pneumatic (Fix/Tilt).....       | .BAT        | \$ 1228      |
| Self Leveling Glides (4) .....                     | .GLD04      | \$ 49        |
| Stretcher Rail (Fix/Tilt) Finish Same as Base..... | .BTS        | \$ 243       |

| <b>Finish Options</b>       |  |        |
|-----------------------------|--|--------|
| Powder Coat, Standard ..... |  | n/c    |
| Powder Coat, Premium.....   |  | \$ 165 |
| Platinum.....               |  | \$ 488 |

| <b>Top Options</b>  |       |         |
|---|-------|---------|
| Table Link (all four sides) .....   | .TLK  | \$ 251  |
| Table Link (24" ends only) .....  | .TLE  | \$ 135  |
| Special Laminate.....   | .TSP  | call    |
| Custom Cutout (per cutout) .....  | .TCC  | \$ 120  |
| Laptop Locker (each).....   | .TLA  | \$ 1375 |
| (available on fixed tables only, see page 34 in All Tables Price List for additional information) |       |         |
| Electronic Lock (per locker).....   | .TLEL | \$ 359  |
| Power Unit (up to 10 lockers sequenced).....  | .TLPU | \$ 567  |
| (includes 1 key, required for electronic lock)  |       |         |

**Power + Data Options**  
Please reference the Power + Data Price List

| <b>Wire Management Options</b>                    |       |        |
|---|-------|--------|
| Basket, Modesty Mount.....                        | .WBM  | \$ 97  |
| Basket, Under Top Mount.....                      | .WBT  | \$ 97  |
| Wire Mesh Legway (pair).....                      | .WML_ | \$ 205 |
| 1 Oval Brush Grommet, Location A.....             | .WOA  | \$ 97  |
| 2 Oval Brush Grommets, Location E.....            | .WOE  | \$ 194 |
| 1 Oval Brush Grommet, Provide Location Print..... | .WOG  | \$ 97  |
| 1 Round Grommet, Location A.....                  | .WRA  | \$ 76  |
| 2 Round Grommets, Location E.....                 | .WRE  | \$ 152 |
| 1 Round Grommet, Provide Location Print.....      | .WRG  | \$ 76  |

| <b>Accessories</b>                      |           |         |
|---|-----------|---------|
| Keyboard Platform w/Mouse Surface ..... | .AKP27M   | \$ 760  |
| CPU Holder (3" - 9" adjustment) .....   | .ACPU3-9F | \$ 237  |
| CPU Holder (5" - 8" adjustment).....    | .ACPU5-8F | \$ 155  |
| CPU Holder (3" - 5" adjustment).....    | .ACPU3F   | \$ 155  |
| Table Transport .....                   | .ATT3054  | \$ 1855 |
| Table Floor Mount Bracket Set.....      | .AFB      | \$ 57   |



Questions?

800 876 2120

- Overlapping Folding Bases
- Quickship Program Product  
For Quickship specification details, visit [www.versteel.com/quickship](http://www.versteel.com/quickship)

top >  
edge >

edge ordering code (radius corner) >  
or  
edge ordering code (square corner) >  
top thickness >

edge ordering code (radius corner) >  
or  
edge ordering code (square corner) >  
top thickness >

| Laminate PVC   | Laminate Wood  | Laminate Soft PVC   | Laminate Urethane/PVC   |
|--|--|---|---|
| Flat<br><br><b>LP2R</b><br>or<br><b>LP2S</b><br>1 1/4"     | Flat<br><br><b>LW2R</b><br>or<br><b>LW2S</b><br>1 1/4"     | Bumper<br><br><b>LB2R</b><br><br>1 1/4"                                     | Ergo (user side only)<br><br><b>LUPE2R</b><br>or<br><b>LUPE2S</b><br>1 1/4" |
| Fluted<br><br><b>LPF2R</b><br>or<br><b>LPF2S</b><br>1 1/4" | Fluted<br><br><b>LWF2R</b><br>or<br><b>LWF2S</b><br>1 1/4" | Reverse Bevel Acrylic<br><br><b>LMRA2R</b><br>or<br><b>LMRA2S</b><br>1 1/4" | PVC on remaining sides<br><br><br><br><br><br><br><br><br><br>1 1/4"        |
| 1 1/4"   | 1 1/4"   | 1 1/4"  | 1 1/4"  |

| Base Style | Table Description                     | Model #                        | Product Wt |
|------------|---------------------------------------|--------------------------------|------------|
|            | 30 x 48 Fix w/FixMod                  | <b>VTTC 3048REFX XM</b>        | 86         |
|            | 30 x 48 Fix w/RemMod                  | <b>VTTC 3048REFX RM</b>        | 86         |
|            | 30 x 48 Fold  w/RemMod                | <b>VTTC 3048REFO RM</b>        | 85         |
|            | 30 x 48 Tilt w/FoldMod                | <b>VTTC 3048RETL FM</b>        | 101        |
|            | 30 x 48 Tilt w/HangMod                | <b>VTTC 3048RETL HM</b>        | 101        |
|            | 30 x 48 Tilt w/RemMod                 | <b>VTTC 3048RETL RM</b>        | 101        |
|            | 30 x 48 Fix w/FixLightweightFormMod   | <b>VTTC 3048REFX XL OR XLS</b> | 85         |
|            | 30 x 48 Fix w/RemLightweightFormMod   | <b>VTTC 3048REFX RL OR RLS</b> | 85         |
|            | 30 x 48 Fold  w/RemLightweightFormMod | <b>VTTC 3048REFO RL OR RLS</b> | 85         |
|            | 30 x 48 Tilt w/RemLightweightFormMod  | <b>VTTC 3048RETL RL OR RLS</b> | 100        |
|            | 30 x 48 Fix w/FixFormMod              | <b>VTTC 3048REFX XF OR XFS</b> | 96         |
|            | 30 x 48 Tilt w/FoldFormMod            | <b>VTTC 3048RETL FF OR FFS</b> | 111        |
|            | 30 x 60 Fix w/FixMod                  | <b>VTTC 3060REFX XM</b>        | 101        |
|            | 30 x 60 Fix w/RemMod                  | <b>VTTC 3060REFX RM</b>        | 101        |
|            | 30 x 60 Fold  w/RemMod                | <b>VTTC 3060REFD RM</b>        | 106        |
|            | 30 x 60 Fold w/FoldMod                | <b>VTTC 3060REFD FM</b>        | 106        |
|            | 30 x 60 Tilt w/FoldMod                | <b>VTTC 3060RETL FM</b>        | 116        |
|            | 30 x 60 Tilt w/HangMod                | <b>VTTC 3060RETL HM</b>        | 116        |
|            | 30 x 60 Tilt w/RemMod                 | <b>VTTC 3060RETL RM</b>        | 116        |
|            | 30 x 60 Fix w/FixLightweightFormMod   | <b>VTTC 3060REFX XL OR XLS</b> | 101        |
|            | 30 x 60 Fix w/RemLightweightFormMod   | <b>VTTC 3060REFX RL OR RLS</b> | 101        |
|            | 30 x 60 Fold w/RemLightweightFormMod  | <b>VTTC 3060REFD RL OR RLS</b> | 106        |
|            | 30 x 60 Tilt w/RemLightweightFormMod  | <b>VTTC 3060RETL RL OR RLS</b> | 116        |
|            | 30 x 60 Fix w/FixFormMod              | <b>VTTC 3060REFX XF OR XFS</b> | 113        |
|            | 30 x 60 Fold w/FoldFormMod            | <b>VTTC 3060REFD FF OR FFS</b> | 118        |
|            | 30 x 60 Tilt w/FoldFormMod            | <b>VTTC 3060RETL FF OR FFS</b> | 128        |

**Note:** Training tables are often used with lightweight computer accessories. For heavy duty applications, such as large scale computer equipment, multiple monitor mounts, etc. Versteel suggests adding a third leg or stretcher. Contact Customer Service if you have specific application concerns or questions.

To Order, Specify...

- 1 Model Number
- 2 Top Material
- 3 Edge Style and Thickness
- 4 Edge Color
- 5 Base Color
- 6 Additional Options



| <b>Base Options</b>                                | <b>Code</b> | <b>Price</b> |
|--|-------------|--------------|
| Assembled Folding Table .....                      | .BAF        | \$ 77        |
| Alternate Table Height 32" & Under.....            | .BAH        | \$ 100       |
| Alternate Table Height 32" & Over.....             | .BSP        | call         |
| Adjustable Height, Pneumatic (Fix/Tilt).....       | .BAT        | \$ 1228      |
| Casters (4), Vela Wheel.....                       | .CAS29      | \$ 171       |
| Mix, Vela Wheel Casters & Glides.....              | .BMV        | \$ 163       |
| Self Leveling Glides (4) .....                     | .GLD04      | \$ 49        |
| Stretcher Rail (Fix/Tilt) Finish Same as Base..... | .BTS        | \$ 243       |

| <b>Finish Options</b>       |    |     |
|-----------------------------|----|-----|
| Powder Coat, Standard ..... |    | n/c |
| Powder Coat, Premium.....   | \$ | 165 |
| Platinum.....               | \$ | 488 |

| <b>Top Options</b>  |       |         |
|---|-------|---------|
| Table Link (all four sides) .....   | .TLK  | \$ 251  |
| Table Link (30" ends only) .....  | .TLE  | \$ 135  |
| Special Laminate.....   | .TSP  | call    |
| Custom Cutout (per cutout) .....  | .TCC  | \$ 120  |
| Laptop Locker (each).....   | .TLA  | \$ 1375 |
| (available on fixed tables only, see page 34 in All Tables Price List for additional information) |       |         |
| Electronic Lock (per locker).....   | .TLEL | \$ 359  |
| Power Unit (up to 10 lockers sequenced) .....   | .TLPU | \$ 567  |
| (includes 1 key, required for electronic lock)  |       |         |

**Power + Data Options**  
Please reference the Power + Data Price List

| <b>Wire Management Options</b>                    |      |        |
|---|------|--------|
| Basket, Modesty Mount.....                        | .WBM | \$ 97  |
| Basket, Under Top Mount .....                     | .WBT | \$ 97  |
| Wire Mesh Legway (pair) .....                     | .WML | \$ 205 |
| 1 Oval Brush Grommet, Location A.....             | .WOA | \$ 97  |
| 2 Oval Brush Grommets, Location E .....           | .WOE | \$ 194 |
| 1 Oval Brush Grommet, Provide Location Print..... | .WOG | \$ 97  |
| 1 Round Grommet, Location A .....                 | .WRA | \$ 76  |
| 2 Round Grommets, Location E.....                 | .WRE | \$ 152 |
| 1 Round Grommet, Provide Location Print .....     | .WRG | \$ 76  |

| <b>Accessories</b>                      |           |         |
|---|-----------|---------|
| Keyboard Platform w/Mouse Surface ..... | .AKP27M   | \$ 760  |
| CPU Holder (3" - 9" adjustment) .....   | .ACPU3-9F | \$ 237  |
| CPU Holder (5" - 8" adjustment).....    | .ACPU5-8F | \$ 155  |
| CPU Holder (3" - 5" adjustment).....    | .ACPU3F   | \$ 155  |
| Table Transport .....                   | .ATT3054  | \$ 1855 |
| Table Floor Mount Bracket Set.....      | .AFB      | \$ 57   |



Questions?

800 876 2120

**Quickship Program Product**  
For Quickship specification details,  
visit [www.versteel.com/quickship](http://www.versteel.com/quickship)

top >  
edge >  
  
edge ordering code (radius corner) >  
or  
edge ordering code (square corner) >  
top thickness >

edge ordering code (radius corner) >  
or  
edge ordering code (square corner) >  
top thickness >

| Laminate PVC   | Laminate Wood  | Laminate Soft PVC  | Laminate Urethane/PVC  |
|--|--|--|--|
| Flat<br><br><b>LP2R</b><br>or<br><b>LP2S</b><br>1 1/4"     | Flat<br><br><b>LW2R</b><br>or<br><b>LW2S</b><br>1 1/4"     | Bumper<br><br><b>LB2R</b><br><br>1 1/4"  | Ergo<br>(user side only)<br><br><b>LUPE2R</b><br>or<br><b>LUPE2S</b><br>1 1/4" |
| Fluted<br><br><b>LPF2R</b><br>or<br><b>LPF2S</b><br>1 1/4" | Fluted<br><br><b>LWF2R</b><br>or<br><b>LWF2S</b><br>1 1/4" | Reverse Bevel<br>Acrylic<br><br><b>LMRA2R</b><br>or<br><b>LMRA2S</b><br>1 1/4" | PVC on remaining sides<br><br>1 1/4"   |
| 1 1/4"   | 1 1/4"   | 1 1/4"   | 1 1/4"   |

| Base Style | Table Description                    | Model #                        | Product Wt |
|------------|--------------------------------------|--------------------------------|------------|
| <br>TC     | 30 x 72 Fix w/FixMod                 | <b>VTTC 3072REFX XM</b>        | 118        |
|            | 30 x 72 Fix w/RemMod                 | <b>VTTC 3072REFX RM</b>        | 118        |
|            | 30 x 72 Fold w/RemMod                | <b>VTTC 3072REFD RM</b>        | 123        |
|            | 30 x 72 Tilt w/FoldMod               | <b>VTTC 3072RETL FM</b>        | 133        |
|            | 30 x 72 Tilt w/HangMod               | <b>VTTC 3072RETL HM</b>        | 133        |
|            | 30 x 72 Tilt w/RemMod                | <b>VTTC 3072RETL RM</b>        | 133        |
|            | 30 x 72 Fix w/FixLightweightFormMod  | <b>VTTC 3072REFX XL OR XLS</b> | 118        |
|            | 30 x 72 Fix w/RemLightweightFormMod  | <b>VTTC 3072REFX RL OR RLS</b> | 118        |
|            | 30 x 72 Fold w/RemLightweightFormMod | <b>VTTC 3072REFD RL OR RLS</b> | 123        |
|            | 30 x 72 Tilt w/RemLightweightFormMod | <b>VTTC 3072RETL RL OR RLS</b> | 133        |
|            | 30 x 72 Fix w/FixFormMod             | <b>VTTC 3072REFX XF OR XFS</b> | 132        |
|            | 30 x 72 Tilt w/FoldFormMod           | <b>VTTC 3072RETL FF OR FFS</b> | 147        |
|            | 30 x 84 Fix w/FixMod                 | <b>VTTC 3084REFX XM</b>        | 133        |
|            | 30 x 84 Fix w/RemMod                 | <b>VTTC 3084REFX RM</b>        | 133        |
|            | 30 x 84 Fold w/RemMod                | <b>VTTC 3084REFD RM</b>        | 138        |
|            | 30 x 84 Tilt w/FoldMod               | <b>VTTC 3084RETL FM</b>        | 148        |
|            | 30 x 84 Tilt w/HangMod               | <b>VTTC 3084RETL HM</b>        | 148        |
|            | 30 x 84 Tilt w/RemMod                | <b>VTTC 3084RETL RM</b>        | 148        |
|            | 30 x 90 Fix w/FixMod                 | <b>VTTC 3090REFX XM</b>        | 142        |
|            | 30 x 90 Fix w/RemMod                 | <b>VTTC 3090REFX RM</b>        | 142        |
|            | 30 x 90 Fold w/RemMod                | <b>VTTC 3090REFD RM</b>        | 147        |
|            | 30 x 90 Tilt w/FoldMod               | <b>VTTC 3090RETL FM</b>        | 157        |
|            | 30 x 90 Tilt w/HangMod               | <b>VTTC 3090RETL HM</b>        | 157        |
|            | 30 x 90 Tilt w/RemMod                | <b>VTTC 3090RETL RM</b>        | 157        |
|            | 30 x 96 Fix w/FixMod                 | <b>VTTC 3096REFX XM</b>        | 150        |
|            | 30 x 96 Fix w/RemMod                 | <b>VTTC 3096REFX RM</b>        | 150        |
|            | 30 x 96 Fold w/RemMod                | <b>VTTC 3096REFD RM</b>        | 155        |
|            | 30 x 96 Tilt w/FoldMod               | <b>VTTC 3096RETL FM</b>        | 165        |
|            | 30 x 96 Tilt w/HangMod               | <b>VTTC 3096RETL HM</b>        | 165        |
|            | 30 x 96 Tilt w/RemMod                | <b>VTTC 3096RETL RM</b>        | 165        |

**Note:** Training tables are often used with lightweight computer accessories. For heavy duty applications, such as large scale computer equipment, multiple monitor mounts, etc. Versteel suggests adding a third leg or stretcher. The price of the 84", 90" and 96" models include a stretcher rail required for additional support. Contact Customer Service if you have specific application concerns or questions.

To Order, Specify...

- 1 Model Number
- 2 Top Material
- 3 Edge Style and Thickness
- 4 Edge Color
- 5 Base Color
- 6 Additional Options



| <b>Base Options</b>                                | <b>Code</b> | <b>Price</b> |
|--|-------------|--------------|
| Assembled Folding Table .....                      | .BAF        | \$ 77        |
| Alternate Table Height 32" & Under.....            | .BAH        | \$ 100       |
| Alternate Table Height 32" & Over.....             | .BSP        | call         |
| Adjustable Height, Pneumatic (Fix/Tilt).....       | .BAT        | \$ 1228      |
| Casters (4), Vela Wheel (72" only).....            | .CAS29      | \$ 171       |
| Mix, Vela Wheel Casters & Glides (72" only) .....  | .BMV        | \$ 163       |
| Self Leveling Glides (4) .....                     | .GLD04      | \$ 49        |
| Stretcher Rail (Fix/Tilt) Finish Same as Base..... | .BTS        | \$ 243       |

| <b>Finish Options</b>       |    |     |
|-----------------------------|----|-----|
| Powder Coat, Standard ..... |    | n/c |
| Powder Coat, Premium.....   | \$ | 165 |
| Platinum.....               | \$ | 488 |

| <b>Top Options</b>  |       |         |
|---|-------|---------|
| Table Link (all four sides) .....   | .TLK  | \$ 251  |
| Table Link (30" ends only) .....  | .TLE  | \$ 135  |
| Special Laminate.....   | .TSP  | call    |
| Custom Cutout (per cutout) .....  | .TCC  | \$ 120  |
| Laptop Locker (each).....   | .TLA  | \$ 1375 |
| (available on fixed tables only, see page 34 in All Tables Price List for additional information) |       |         |
| Electronic Lock (per locker).....   | .TLEL | \$ 359  |
| Power Unit (up to 10 lockers sequenced) .....   | .TLPU | \$ 567  |
| (includes 1 key, required for electronic lock)  |       |         |

**Power + Data Options**  
Please reference the Power + Data Price List

| <b>Wire Management Options</b>                    |      |        |
|---|------|--------|
| Basket, Modesty Mount.....                        | .WBM | \$ 97  |
| Basket, Under Top Mount .....                     | .WBT | \$ 97  |
| Wire Mesh Legway (pair) .....                     | .WML | \$ 205 |
| 1 Oval Brush Grommet, Location A.....             | .WOA | \$ 97  |
| 2 Oval Brush Grommets, Location E .....           | .WOE | \$ 194 |
| 1 Oval Brush Grommet, Provide Location Print..... | .WOG | \$ 97  |
| 1 Round Grommet, Location A .....                 | .WRA | \$ 76  |
| 2 Round Grommets, Location E.....                 | .WRE | \$ 152 |
| 1 Round Grommet, Provide Location Print .....     | .WRG | \$ 76  |

| <b>Accessories</b>                      |           |         |
|---|-----------|---------|
| Keyboard Platform w/Mouse Surface ..... | .AKP27M   | \$ 760  |
| CPU Holder (3" - 9" adjustment) .....   | .ACPU3-9F | \$ 237  |
| CPU Holder (5" - 8" adjustment).....    | .ACPU5-8F | \$ 155  |
| CPU Holder (3" - 5" adjustment).....    | .ACPU3F   | \$ 155  |
| Table Transport .....                   | .ATT3054  | \$ 1855 |
| Table Floor Mount Bracket Set.....      | .AFB      | \$ 57   |


**Tops**

The 1 1/4" tops are available in laminate or veneer. Top shapes are round, square and rectangle.

**Table Heights**

Table heights are 30", 36" and 42" tall.

**Stretcher Rails**

All 36" and 42" tall tables have stretcher rails running diagonally from leg to leg. Rails are 2" tall with a distance of 10" from bottom rail to the floor. They are fully welded for rectangle tables and K.D. for round and square tables. Stretcher rails are the same color as the legs.

**Leg Accent**

As an added feature all Troupe legs have a metal accent piece. This appealing design aesthetic allows the designer or specifier to specify one color for a monochromatic look or select two coordinating powder coat colors enhancing the design beauty of the table.

**Apron**

A 2" angle iron apron is mounted under the top for added stability. Apron is the same color as the accent pieces and will be mounted to all four sides of the table.

**Power + Data**

To complete your specification, power and data along with wire management options can be added to your table. Refer to the Power + Data Price List.

**Laminate and Veneer, Standard Core Construction**

The standard top construction consists of 45-50 lb particleboard, surfaced with a high pressure laminate or plain sliced veneer face. A backer sheet is laminated to the underside of the top. Tops are shipped with understructure attached.

**PVC Flat or Fluted Edge - 1 1/4"**


Edge of 2mm PVC hot melt banded to the top with 1/8" radius at the top and bottom. Available with 1 1/2" radius corners or square corners.



Offered in twenty-one (21) standard colors.

**Wood Flat or Fluted Edge - 1 1/4"**


Wood banding hot melt banded to the top with 1/8" radius at the top and bottom. Available with 1 1/2" radius corners or square corners.



Offered in Ash, Cherry, Maple or Walnut materials.

**Shipping Schedule****Standard Items**

|                     |           |
|---------------------|-----------|
| Laminate, PVC Edge  | 3-5 WEEKS |
| Laminate, Wood Edge | 3-5 WEEKS |
| Veneer, Wood Edge   | 6-8 WEEKS |

Contact Versteel Customer Service for special lead time requests.

**BIFMA**

All Versteel products are constructed to pass the relevant ANSI/BIFMA standards. For more detailed specifications by series and base style, contact Versteel Customer Service at 800.876.2120.

Additional information regarding warranty, terms and conditions, shipping, care and maintenance, etc. can be found in the All Tables price list.

### To Order, Specify...

- 1 Model Number, include top and edge style
- 2 Material
  - a. Laminate manufacturer and color
  - b. Veneer species and finish color
  - c. Powder coat worksurface color
  - d. KrystalCast® color
- 3 Edge Color
- 4 Base color
- 5 Trough color
- 6 Additional options



A **TPF2 3684REH42 LP2S** is a Troupe series 36" x 84" rectangle gathering table, 42" table height with laminate 1 1/2" thick top with a PVC edge and square corners.

The codes **TW D354-60/CSNO/PSNO/PPEB** specify Wilsonart D354-60 Designer White laminate, Snow PVC edge, Snow legs and stretcher, and Pebble accent and apron color.

### Model Number **AID 48120REFX VW2S**



### Orders may be sent via

#### Mailing Address

Versteel  
2332 Cathy Lane  
Jasper IN 47546

### Contact Versteel

Email [contact@versteel.com](mailto:contact@versteel.com)  
Phone 800 876 2120  
812 634 2120  
Fax 812 482 9318



**Laminate**

Versteel's standard offering of laminates includes over 900 laminates from Formica, Nevamar, Pionite and Wilsonart.

Laminate manufacturers change standard offerings frequently, making it possible a standard product can become unavailable. Versteel cannot be responsible for any inconvenience this may cause.

**Veneer**

Troupe Gathering tables are available with plain sliced Ash, Cherry, Maple and Walnut veneers.

**Veneer Species**

|                  |      |                  |      |
|------------------|------|------------------|------|
| Ash . . . . .    | AP01 | Maple. . . . .   | MP01 |
| Cherry . . . . . | CP01 | Walnut . . . . . | WP01 |

**Veneer Finish**

**Ash**

|                   |      |                   |       |
|-------------------|------|-------------------|-------|
| Beach. . . . .    | VBEA | Fog . . . . .     | VFOG  |
| Chestnut. . . . . | VCHE | Pebble . . . . .  | VPEB  |
| Drift . . . . .   | VDRI | Whisper . . . . . | VVWHI |
| Fawn . . . . .    | VFAW |                   |       |

**Cherry**

|                           |      |                          |      |
|---------------------------|------|--------------------------|------|
| Blossom Cherry . . . . .  | VBLC | Java Cherry. . . . .     | VJAC |
| Cordovan Cherry . . . . . | VCNC | Millwork Cherry. . . . . | VMWC |
| Golden Cherry . . . . .   | VGNC |                          |      |

**Maple**

|                         |      |                       |      |
|-------------------------|------|-----------------------|------|
| Caramel Maple . . . . . | VCMM | Sugar Maple . . . . . | VSUM |
| Solar Maple. . . . .    | VSLM |                       |      |

**Walnut**

|                           |      |                         |      |
|---------------------------|------|-------------------------|------|
| Brighton Walnut . . . . . | VBRW | Natural Walnut. . . . . | VNAW |
| Espresso Walnut. . . . .  | VESW |                         |      |

**PVC Edge Colors**

|                           |      |                            |      |
|---------------------------|------|----------------------------|------|
| Absolute Acajou . . . . . | CABA | Nimbus. . . . .            | CNIM |
| Alloy. . . . .            | CALY | Pearl . . . . .            | CPEA |
| Carbon. . . . .           | CCAR | Platinum . . . . .         | CPLA |
| Champagne . . . . .       | CCHA | Pralines & Cream . . . . . | CPRC |
| Coconut . . . . .         | CCOC | Shadow . . . . .           | CSHA |
| Ebony. . . . .            | CEBO | Snow . . . . .             | CSNO |
| Florence Walnut . . . . . | CFLW | Stone . . . . .            | CSTO |
| Fossil . . . . .          | CFOS | Storm. . . . .             | CSTM |
| Grahitte. . . . .         | CGRA | Whisper . . . . .          | CWHI |
| Grey. . . . .             | CGRE | White Linen . . . . .      | CWHL |
| Kensington Maple. . . . . | CKEM |                            |      |

**Wood Edge Species**

|                  |     |                  |     |
|------------------|-----|------------------|-----|
| Ash . . . . .    | A01 | Maple. . . . .   | M01 |
| Cherry . . . . . | C01 | Walnut . . . . . | W01 |

**Wood Edge Finishes**

**Ash**

|                   |      |                   |       |
|-------------------|------|-------------------|-------|
| Beach. . . . .    | VBEA | Fog . . . . .     | VFOG  |
| Chestnut. . . . . | VCHE | Pebble . . . . .  | VPEB  |
| Drift . . . . .   | VDRI | Whisper . . . . . | VVWHI |
| Fawn . . . . .    | VFAW |                   |       |

**Cherry**

|                           |      |                          |      |
|---------------------------|------|--------------------------|------|
| Blossom Cherry . . . . .  | VBLC | Java Cherry. . . . .     | VJAC |
| Cordovan Cherry . . . . . | VCNC | Millwork Cherry. . . . . | VMWC |
| Golden Cherry . . . . .   | VGNC |                          |      |

**Maple**

|                         |      |                       |      |
|-------------------------|------|-----------------------|------|
| Caramel Maple . . . . . | VCMM | Sugar Maple . . . . . | VSUM |
| Solar Maple. . . . .    | VSLM |                       |      |

**Walnut**

|                           |      |                         |      |
|---------------------------|------|-------------------------|------|
| Brighton Walnut . . . . . | VBRW | Natural Walnut. . . . . | VNAW |
| Espresso Walnut. . . . .  | VESW |                         |      |

**Powder Coat Finishes**

All powder coat finishes in the Versteel offering have been formulated with the use of epoxy, polyester or epoxy and polyester blends to maximize the finish durability.

**Powder Coat Finish Options**

|  |       |
|--|-------|
| Powder Coat - Standard . . . . .           | .n/c  |
| Powder Coat - Premium (Hope) . . . . .     | \$165 |
| Powder Coat - Premium (Platinum) . . . . . | \$488 |

**Powder Coat Colors**

|                          |       |                                   |       |
|--------------------------|-------|-----------------------------------|-------|
| Alloy . . . . .          | .PALY | Navy . . . . .                    | .PNAV |
| Amethyst . . . . .       | .PAME | Nimbus . . . . .                  | .PNIM |
| Anthracite . . . . .     | .PANT | Nutmeg . . . . .                  | .PNUT |
| Black Anodized . . . . . | .PBLA | Pearl . . . . .                   | .PPEA |
| Bronze . . . . .         | .PBRO | Pebble . . . . .                  | .PPEB |
| Calypso . . . . .        | .PCAL | Ⓟ Platinum . . . . .              | .PPLA |
| Carbon . . . . .         | .PCAR | Poppy . . . . .                   | .PPOP |
| Champagne . . . . .      | .PCHA | Royal . . . . .                   | .PROY |
| Coconut . . . . .        | .PCOC | Seaside . . . . .                 | .PSEA |
| Crimson . . . . .        | .PCRI | Shipyard . . . . .                | .PSHI |
| Daffodil . . . . .       | .PDAF | Silver . . . . .                  | .PSIL |
| Ebony . . . . .          | .PEBO | Snow . . . . .                    | .PSNO |
| Forest . . . . .         | .PFOR | Stone . . . . .                   | .PSTO |
| Fossil . . . . .         | .PFOS | Storm . . . . .                   | .PSTM |
| Graphite . . . . .       | .PGRA | Terra Cotta . . . . .             | .PTEC |
| Ⓟ Hope . . . . .         | .PHOP | Whisper . . . . .                 | .PWHI |
| Kelly Green . . . . .    | .PKEG | White Linen . . . . .             | .PWHL |
| Mica . . . . .           | .PMIC | Powder Coat Alternative . . . . . | .OPA  |
| Mint . . . . .           | .PMNT |                                   |       |

**NOTE** CHROME, NICKEL AND TRANSPARENT POWDER COAT ARE NOT AVAILABLE ON TROUPE GATHERING

**Premium Powder Coats (indicated by Ⓟ)**

Versteel's premium process uses specially formulated powder coats for a truly unique color palette.

**Special Laminate****Call for quotation**

Specify code **TSP** (*Special Laminate*), indicate the quoted charges per table

Special laminates and patterns can be specified as an option. To specify, contact Versteel for availability and pricing.

**NOTE** LAMINATES IN STANDARD COLORS AND TEXTURES FROM FORMICA, NEVAMAR, PIONITE AND WILSONART ARE STANDARD

**CAUTION** LAMINATE MANUFACTURERS CHANGE STANDARD OFFERINGS FREQUENTLY, AND IT IS POSSIBLE THAT A STANDARD PRODUCT CAN BECOME UNAVAILABLE. VERSTEEL CANNOT BE RESPONSIBLE FOR ANY INCONVENIENCE THIS MAY CAUSE.

**Custom PVC Color Match****Call for quotation / one time charge per color, per order**

Specify code **OCF** (*Custom PVC Color Match*), add cost from Versteel quotation

PVC Color Match can be the selection of a color that is available from a Versteel supplier or a new custom color developed for the order. Minimum footage requirements mean that the amount of material needed for your order will effect the cost.

For PVC Color Matching you must supply a color reference sample. Versteel will review the sample for possible existing colors available and send a sample for customer approval. If no color match exists, a custom match will be developed and sampled for customer approval before a production schedule is established.

**Powder Coat Alternative****Call for quotation**

Specify code **OPA** (*Powder Coat Alternative*), add cost from Versteel quotation

Powder Coat Alternative is available from Versteel. The entire RAL color reference along with hundreds of other color and finishes are available.

For Powder Coat Alternative matching, you must supply a color reference sample, or an RAL number. Versteel will review the sample for possible existing colors available and send a sample for customer approval. If no color match exists a custom match can be developed. Call Versteel Customer Service for associated upcharges on custom color development.

**Stain Finish Match****\$996 / one time charge per finish, per order**

Specify code **OSM** (*Stain Finish Match*), add \$996.00 list per finish, per order

Alternative Stain Finishes are available for veneer and wood edged tops.

For Stain Finish Matching you must supply two 4" x 4" finish color and grain reference samples. An expertly finish matched sample will be provided for customer approval.

**Veneer and Wood Edge Alternatives****Call for quotation**

For veneer and wood edge requirements other than the standard plain sliced Ash, Cherry, Maple and Walnut, contact Versteel Customer Service. Versteel is adept at working with a host of domestic and exotic materials. From inlays, figures, pie cuts and special edge profiles, to custom fill levels and sheens, each top is created using the best of technology and old world craftsmanship. The items you only imagined or expected to only be available from a millwork shop are now just another part of your Versteel order. Call Versteel Customer Service for availability and quotation.

**Wood Finish Alternatives****Call for quotation**

When veneer tables are required to have a finish other than the standard natural grain fill level finish appearance, semi-filled or full-filled finishes are available by requesting a quote from Versteel. Call Versteel Customer Service for availability and quotation.

**Table Top Alternatives**

Table tops can be produced in alternative top material if desired. Contact Versteel Customer Service for pricing and availability.

**NOTE** CUSTOMS OR ALTERNATIVES MAY AFFECT STANDARD PRODUCTION SCHEDULES



**Questions?**

800 876 2120

|                       |              |               |              |
|-----------------------|--------------|---------------|--------------|
| top >                 | Laminate PVC | Laminate Wood | Veneer Wood  |
| edge >                | Flat         | Flat          | Flat         |
|                       |              |               |              |
| edge ordering code >  | <b>LP2R</b>  | <b>LW2R</b>   | <b>VW2R</b>  |
| top thickness >       | 1 1/4"       | 1 1/4"        | 1 1/4"       |
|                       |              |               |              |
| edge ordering code >  | <b>LPF2R</b> | <b>LWF2R</b>  | <b>VWF2R</b> |
| top thickness >       | 1 1/4"       | 1 1/4"        | 1 1/4"       |
| top thickness price > | 1 1/4"       | 1 1/4"        | 1 1/4"       |

|                      | Table Description       | Model #             | Product Wt |      |      |      |
|----------------------|-------------------------|---------------------|------------|------|------|------|
| <br>30" Table Height | <b>30" Table Height</b> |                     |            |      |      |      |
|                      | 36 Fix                  | <b>TPF2 36RDH30</b> | 76         | 2139 | 2522 | 4727 |
|                      | 48 Fix                  | <b>TPF2 48RDH30</b> | 109        | 2493 | 3003 | 5759 |
|                      | 54 Fix                  | <b>TPF2 54RDH30</b> | 129        | 2961 | 3536 | 6275 |
|                      | 60 Fix                  | <b>TPF2 60RDH30</b> | 151        | 3092 | 3732 | 6789 |
| <br>36" Table Height | <b>36" Table Height</b> |                     |            |      |      |      |
|                      | 36 Fix                  | <b>TPF2 36RDH36</b> | 87         | 2221 | 2605 | 4809 |
|                      | 48 Fix                  | <b>TPF2 48RDH36</b> | 123        | 2576 | 3086 | 5841 |
|                      | 54 Fix                  | <b>TPF2 54RDH36</b> | 144        | 3044 | 3619 | 6357 |
|                      | 60 Fix                  | <b>TPF2 60RDH36</b> | 167        | 3175 | 3814 | 6872 |
| <br>42" Table Height | <b>42" Table Height</b> |                     |            |      |      |      |
|                      | 36 Fix                  | <b>TPF2 36RDH42</b> | 93         | 2307 | 2691 | 4895 |
|                      | 48 Fix                  | <b>TPF2 48RDH42</b> | 128        | 2662 | 3171 | 5926 |
|                      | 54 Fix                  | <b>TPF2 54RDH42</b> | 149        | 3128 | 3703 | 6442 |
|                      | 60 Fix                  | <b>TPF2 60RDH42</b> | 172        | 3259 | 3899 | 6956 |

**To Order, Specify...**

- 1 Model Number
- 2 Top Material
- 3 Edge Style and Thickness
- 4 Edge Color
- 5 Leg and Stretcher Color
- 6 Accent and Apron Color
- 7 Additional Options



**Finish Options**

|                             |        |
|-----------------------------|--------|
| Powder Coat, Standard ..... | n/c    |
| Powder Coat, Premium.....   | \$ 165 |
| Platinum.....               | \$ 488 |

**Top Options**

|                                  |            |
|----------------------------------|------------|
| Special Laminate.....            | TSP        |
| Custom Cutout (per cutout) ..... | TCC \$ 120 |

**Power + Data Options**

Please reference the Power + Data Price List

**Wire Management Options**

|  |             |
|--|-------------|
| Troupe Legway Manager, Set of 2 .....              | WTPL \$ 112 |
| 1 Oval Brush Grommet, Provide Location Print ..... | WOG \$ 97   |
| 1 Round Grommet, Provide Location Print .....      | WRG \$ 76   |
| Basket, Under Top Mount .....                      | WBT \$ 97   |



Questions?

800 876 2120

top >  
edge >

edge ordering code (radius corner) >  
or  
edge ordering code (square corner) >  
top thickness >

edge ordering code (radius corner) >  
or  
edge ordering code (square corner) >  
top thickness >  
top thickness price >

| Table Description       | Model #      | Product Wt | Laminate PVC                                 | Laminate Wood                                | Veneer Wood                                  |
|-------------------------|--------------|------------|--|--|--|
|                         |              |            | Flat<br><br>LP2R<br>or<br>LP2S<br>1 1/4"     | Flat<br><br>LW2R<br>or<br>LW2S<br>1 1/4"     | Flat<br><br>VW2R<br>or<br>VW2S<br>1 1/4"     |
|                         |              |            | Fluted<br><br>LPF2R<br>or<br>LPF2S<br>1 1/4" | Fluted<br><br>LWF2R<br>or<br>LWF2S<br>1 1/4" | Fluted<br><br>VWF2R<br>or<br>VWF2S<br>1 1/4" |
|                         |              |            | 1 1/4"                                       | 1 1/4"                                       | 1 1/4"                                       |
| <b>30" Table Height</b> |              |            |  |  |  |
| 36 Fix                  | TPF2 36SQH30 | 93         | 2139   | 2522   | 4727   |
| 48 Fix                  | TPF2 48SQH30 | 136        | 2493   | 3003   | 5759   |
| 54 Fix                  | TPF2 54SQH30 | 162        | 2961   | 3536   | 6275   |
| 60 Fix                  | TPF2 60SQH30 | 190        | 3092   | 3732   | 6789   |
| <b>36" Table Height</b> |              |            |  |  |  |
| 36 Fix                  | TPF2 36SQH36 | 107        | 2221   | 2605   | 4809   |
| 48 Fix                  | TPF2 48SQH36 | 154        | 2576   | 3086   | 5841   |
| 54 Fix                  | TPF2 54SQH36 | 181        | 3044   | 3619   | 6357   |
| 60 Fix                  | TPF2 60SQH36 | 211        | 3175   | 3814   | 6872   |
| <b>42" Table Height</b> |              |            |  |  |  |
| 36 Fix                  | TPF2 36SQH42 | 112        | 2307   | 2691   | 4895   |
| 48 Fix                  | TPF2 48SQH42 | 159        | 2662   | 3171   | 5926   |
| 54 Fix                  | TPF2 54SQH42 | 187        | 3128   | 3703   | 6442   |
| 60 Fix                  | TPF2 60SQH42 | 216        | 3259   | 3899   | 6956   |



30" Table Height



36" Table Height



42" Table Height

To Order, Specify...

- 1 Model Number
- 2 Top Material
- 3 Edge Style and Thickness
- 4 Edge Color
- 5 Leg and Stretcher Color
- 6 Accent and Apron Color
- 7 Additional Options



**Finish Options**

|                             |        |
|-----------------------------|--------|
| Powder Coat, Standard ..... | n/c    |
| Powder Coat, Premium.....   | \$ 165 |
| Platinum.....               | \$ 488 |

**Top Options**

|                                  |            |
|----------------------------------|------------|
| Special Laminate.....            | TSP        |
| Custom Cutout (per cutout) ..... | TCC \$ 120 |

**Power + Data Options**

Please reference the Power + Data Price List

**Wire Management Options**

|   |      |        |
|---|------|--------|
| Troupe Legway Manager, Set of 2 .....             | WTPL | \$ 112 |
| 1 Oval Brush Grommet, Location K.....             | WOK  | \$ 97  |
| 1 Oval Brush Grommet, Provide Location Print..... | WOG  | \$ 97  |
| 1 Round Grommet, Location K .....                 | WRK  | \$ 76  |
| 1 Round Grommet, Provide Location Print .....     | WRG  | \$ 76  |
| Basket, Under Top Mount.....                      | WBT  | \$ 97  |



**Questions?**

800 876 2120

top >  
edge >

edge ordering code (radius corner) >  
or  
edge ordering code (square corner) >  
top thickness >

edge ordering code (radius corner) >  
or  
edge ordering code (square corner) >  
top thickness >  
top thickness price >

| Laminate<br>PVC                              | Laminate<br>Wood                             | Veneer<br>Wood                               |
|--|--|--|
| Flat   | Flat   | Flat   |
|  |  |  |
| <b>LP2R</b><br>or<br><b>LP2S</b><br>1 1/2"   | <b>LW2R</b><br>or<br><b>LW2S</b><br>1 1/2"   | <b>VW2R</b><br>or<br><b>VW2S</b><br>1 1/2"   |
| Fluted                                       | Fluted                                       | Fluted                                       |
|  |  |  |
| <b>LPF2R</b><br>or<br><b>LPF2S</b><br>1 1/2" | <b>LWF2R</b><br>or<br><b>LWF2S</b><br>1 1/2" | <b>VWF2R</b><br>or<br><b>VWF2S</b><br>1 1/2" |
| 1 1/2"                                       | 1 1/2"                                       | 1 1/2"                                       |



| Table Description       | Model #               | Product Wt |
|-------------------------|-----------------------|------------|
| <b>30" Table Height</b> |                       |            |
| 36 x 60 Fix             | <b>TPF2 3660REH30</b> | 135        |
| 36 x 72 Fix             | <b>TPF2 3672REH30</b> | 163        |
| 36 x 84 Fix             | <b>TPF2 3684REH30</b> | 185        |
| 36 x 96 Fix             | <b>TPF2 3696REH30</b> | 206        |
| 42 x 72 Fix             | <b>TPF2 4272REH30</b> | 180        |
| 42 x 84 Fix             | <b>TPF2 4284REH30</b> | 204        |
| 42 x 96 Fix             | <b>TPF2 4296REH30</b> | 227        |
| 48 x 72 Fix             | <b>TPF2 4872REH30</b> | 197        |
| 48 x 84 Fix             | <b>TPF2 4884REH30</b> | 224        |
| 48 x 96 Fix             | <b>TPF2 4896REH30</b> | 249        |
| <b>36" Table Height</b> |                       |            |
| 36 x 60 Fix             | <b>TPF2 3660REH36</b> | 155        |
| 36 x 72 Fix             | <b>TPF2 3672REH36</b> | 186        |
| 36 x 84 Fix             | <b>TPF2 3684REH36</b> | 210        |
| 36 x 96 Fix             | <b>TPF2 3696REH36</b> | 233        |
| 42 x 72 Fix             | <b>TPF2 4272REH36</b> | 204        |
| 42 x 84 Fix             | <b>TPF2 4284REH36</b> | 230        |
| 42 x 96 Fix             | <b>TPF2 4296REH36</b> | 256        |
| 48 x 72 Fix             | <b>TPF2 4872REH36</b> | 222        |
| 48 x 84 Fix             | <b>TPF2 4884REH36</b> | 251        |
| 48 x 96 Fix             | <b>TPF2 4896REH36</b> | 278        |
| <b>42" Table Height</b> |                       |            |
| 36 x 60 Fix             | <b>TPF2 3660REH42</b> | 179        |
| 36 x 72 Fix             | <b>TPF2 3672REH42</b> | 191        |
| 36 x 84 Fix             | <b>TPF2 3684REH42</b> | 215        |
| 36 x 96 Fix             | <b>TPF2 3696REH42</b> | 238        |
| 42 x 72 Fix             | <b>TPF2 4272REH42</b> | 209        |
| 42 x 84 Fix             | <b>TPF2 4284REH42</b> | 236        |
| 42 x 96 Fix             | <b>TPF2 4296REH42</b> | 261        |
| 48 x 72 Fix             | <b>TPF2 4872REH42</b> | 227        |
| 48 x 84 Fix             | <b>TPF2 4884REH42</b> | 256        |
| 48 x 96 Fix             | <b>TPF2 4896REH42</b> | 284        |

**To Order, Specify...**

- 1 Model Number
- 2 Top Material
- 3 Edge Style and Thickness
- 4 Edge Color
- 5 Leg and Stretcher Color
- 6 Accent and Apron Color
- 7 Additional Options





**Finish Options**

|                             |        |
|-----------------------------|--------|
| Powder Coat, Standard ..... | n/c    |
| Powder Coat, Premium.....   | \$ 165 |
| Platinum.....               | \$ 488 |

**Top Options**

|                                  |            |
|----------------------------------|------------|
| Special Laminate.....            | TSP        |
| Custom Cutout (per cutout) ..... | TCC \$ 120 |

**Power + Data Options**

Please reference the Power + Data Price List

**Wire Management Options**

|   |      |        |
|---|------|--------|
| Troupe Legway Manager, Set of 2 .....             | WTPL | \$ 112 |
| 1 Oval Brush Grommet, Location F.....             | WOF  | \$ 97  |
| 1 Oval Brush Grommet, Location K.....             | WOK  | \$ 97  |
| 2 Oval Brush Grommets, Location H.....            | WOH  | \$ 194 |
| 1 Oval Brush Grommet, Provide Location Print..... | WOG  | \$ 97  |
| 1 Round Grommet, Location F .....                 | WRF  | \$ 76  |
| 1 Round Grommet, Location K .....                 | WRK  | \$ 76  |
| 2 Round Grommets, Location H .....                | WRH  | \$ 152 |
| 1 Round Grommet, Provide Location Print .....     | WRG  | \$ 76  |
| Basket, Under Top Mount .....                     | WBT  | \$ 97  |


**Tops**

The 1 ¼" rectangle tops are available in laminate or veneer.

**Table Height**

Table height is 30" tall.

**Casters and Glides**

Tables can be ordered with two locking and two non-locking 3" hollow wheel black casters or with adjustable nylon glides.

**Modesty Panel Options**

Troupe Inline tables are available with no modesty panel, a slotted modesty panel or a smooth modesty panel.

**Leg Accent**

As an added feature all Troupe Inline legs have a metal accent piece. This appealing design aesthetic allows the designer or specifier to specify one color for a monochromatic look or select two coordinating powder coat colors enhancing the design beauty of the table.

**Laminate and Veneer, Standard Core Construction**

The standard top construction consists of 45-50 lb particleboard, surfaced with a high pressure laminate or plain sliced veneer face. A backer sheet is laminated to the underside of the top. Tops are shipped with understructure attached.

**PVC Flat or Fluted Edge - 1 ¼"**


Edge of 2mm PVC hot melt banded to the top with 1/8" radius at the top and bottom. Available with 1 ½" radius corners or square corners.



Offered in twenty-one (21) standard colors.

**Wood Flat or Fluted Edge - 1 ¼"**


Wood banding hot melt banded to the top with 1/8" radius at the top and bottom. Available with 1 ½" radius corners or square corners.



Offered in Ash, Cherry, Maple or Walnut materials.

**Shipping Schedule****Standard Items**

|                     |           |
|---------------------|-----------|
| Laminate, PVC Edge  | 3-5 WEEKS |
| Laminate, Wood Edge | 3-5 WEEKS |
| Veneer, Wood Edge   | 6-8 WEEKS |

Contact Versteel Customer Service for special lead time requests.

**BIFMA**

All Versteel products are constructed to pass the relevant ANSI/BIFMA standards. For more detailed specifications by series and base style, contact Versteel Customer Service at 800.876.2120.

Additional information regarding warranty, terms and conditions, shipping, care and maintenance, etc. can be found in the All Tables price list.

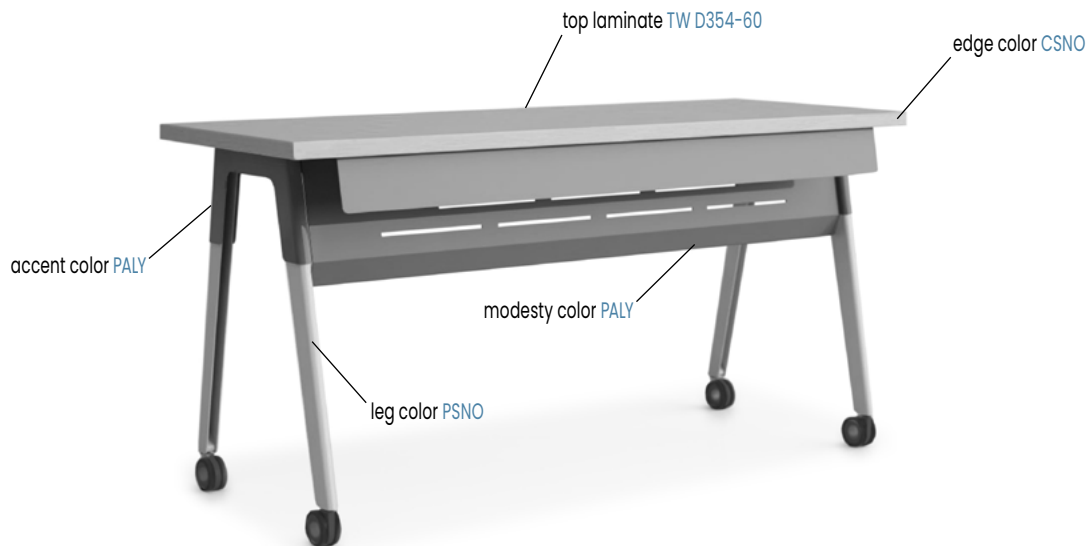
**To Order, Specify...**

- 1 Model Number, include top and edge style
- 2 Top Material
  - a. Laminate manufacturer and color
  - b. Veneer species and finish color
- 3 Edge Color
- 4 Leg Color
- 5 Accent Color
- 6 Modesty Color
- 7 Additional Options

| base model |            |             |           |                |                  | finish selections  |   |  |   |             | options |             |   |              |   |               |   |            |
|------------|------------|-------------|-----------|----------------|------------------|--------------------|---|--|---|-------------|---------|-------------|---|--------------|---|---------------|---|------------|
| <b>TP</b>  | <b>IC</b>  | <b>2448</b> | <b>RE</b> | <b>FX</b>      | <b>XD</b>        | <b>LP2S</b>        | / | <b>TW D354-60</b>                          | / | <b>CSNO</b> | /       | <b>PSNO</b> | / | <b>PALY</b>  | / | <b>PALY</b>   | / | <b>---</b> |
| series     | base style | top size    | top shape | table function | modesty function | top, edge & corner |   | top laminate manufacturer & laminate color |   | edge color  |         | leg color   |   | accent color |   | modesty color |   | option(s)  |

A **TPIC 2448REFX XD LP2S** is a Troupe series 24" x 48" rectangle table with fixed inline bases, a fixed slotted modesty panel and a laminate 1 1/4" thick top with a flat PVC edge and square corners.

The codes **TW D354-60 / CSNO / PSNO / PALY** specify Wilsonart D354-60 Designer White laminate, Snow PVC edge, Snow legs, Alloy accent color, and Alloy modesty color.

**Model Number TPIC 2448REFX XD**

**Orders may be sent via**
**Mailing Address**

Versteel  
 2332 Cathy Lane  
 Jasper IN 47546

**Contact Versteel**

**Email** contact@versteel.com  
**Phone** 800 876 2120  
 812 634 2120  
**Fax** 812 482 9318

**Laminate**

Versteel's standard offering of laminates includes over 900 laminates from Formica, Nevamar, Pionite and Wilsonart.

Laminate manufacturers change standard offerings frequently, making it possible a standard product can become unavailable. Versteel cannot be responsible for any inconvenience this may cause.

**Veneer**

Troupe Inline tables are available with plain sliced Ash, Cherry, Maple and Walnut veneers.

**Veneer Species**

|                  |      |                  |      |
|------------------|------|------------------|------|
| Ash . . . . .    | AP01 | Maple. . . . .   | MP01 |
| Cherry . . . . . | CP01 | Walnut . . . . . | WP01 |

**Veneer Finish**

**Ash**

|                   |      |                   |       |
|-------------------|------|-------------------|-------|
| Beach. . . . .    | VBEA | Fog . . . . .     | VFOG  |
| Chestnut. . . . . | VCHE | Pebble . . . . .  | VPEB  |
| Drift . . . . .   | VDRI | Whisper . . . . . | VVWHI |
| Fawn . . . . .    | VFAW |                   |       |

**Cherry**

|                           |      |                          |      |
|---------------------------|------|--------------------------|------|
| Blossom Cherry . . . . .  | VBLC | Java Cherry. . . . .     | VJAC |
| Cordovan Cherry . . . . . | VCNC | Millwork Cherry. . . . . | VMWC |
| Golden Cherry . . . . .   | VGNC |                          |      |

**Maple**

|                         |      |                       |      |
|-------------------------|------|-----------------------|------|
| Caramel Maple . . . . . | VCMM | Sugar Maple . . . . . | VSUM |
| Solar Maple. . . . .    | VSLM |                       |      |

**Walnut**

|                           |      |                         |      |
|---------------------------|------|-------------------------|------|
| Brighton Walnut . . . . . | VBRW | Natural Walnut. . . . . | VNAW |
| Espresso Walnut. . . . .  | VESW |                         |      |

**PVC Edge Colors**

|                           |      |                            |      |
|---------------------------|------|----------------------------|------|
| Absolute Acajou . . . . . | CABA | Nimbus. . . . .            | CNIM |
| Alloy. . . . .            | CALY | Pearl . . . . .            | CPEA |
| Carbon. . . . .           | CCAR | Platinum . . . . .         | CPLA |
| Champagne . . . . .       | CCHA | Pralines & Cream . . . . . | CPRC |
| Coconut . . . . .         | CCOC | Shadow . . . . .           | CSHA |
| Ebony. . . . .            | CEBO | Snow . . . . .             | CSNO |
| Florence Walnut . . . . . | CFLW | Stone . . . . .            | CSTO |
| Fossil . . . . .          | CFOS | Storm. . . . .             | CSTM |
| Graphite . . . . .        | CGRA | Whisper . . . . .          | CWHI |
| Grey. . . . .             | CGRE | White Linen . . . . .      | CWHL |
| Kensington Maple. . . . . | CKEM |                            |      |

**Wood Edge Species**

|                  |     |                  |     |
|------------------|-----|------------------|-----|
| Ash . . . . .    | A01 | Maple. . . . .   | M01 |
| Cherry . . . . . | C01 | Walnut . . . . . | W01 |

**Wood Edge Finishes**

**Ash**

|                   |      |                   |       |
|-------------------|------|-------------------|-------|
| Beach. . . . .    | VBEA | Fog . . . . .     | VFOG  |
| Chestnut. . . . . | VCHE | Pebble . . . . .  | VPEB  |
| Drift . . . . .   | VDRI | Whisper . . . . . | VVWHI |
| Fawn . . . . .    | VFAW |                   |       |

**Cherry**

|                           |      |                          |      |
|---------------------------|------|--------------------------|------|
| Blossom Cherry . . . . .  | VBLC | Java Cherry. . . . .     | VJAC |
| Cordovan Cherry . . . . . | VCNC | Millwork Cherry. . . . . | VMWC |
| Golden Cherry . . . . .   | VGNC |                          |      |

**Maple**

|                         |      |                       |      |
|-------------------------|------|-----------------------|------|
| Caramel Maple . . . . . | VCMM | Sugar Maple . . . . . | VSUM |
| Solar Maple. . . . .    | VSLM |                       |      |

**Walnut**

|                           |      |                         |      |
|---------------------------|------|-------------------------|------|
| Brighton Walnut . . . . . | VBRW | Natural Walnut. . . . . | VNAW |
| Espresso Walnut. . . . .  | VESW |                         |      |

**Powder Coat Finishes**

All powder coat finishes in the Versteel offering have been formulated with the use of epoxy, polyester or epoxy and polyester blends to maximize the finish durability.

**Powder Coat Finish Options**

|  |       |
|--|-------|
| Powder Coat – Standard . . . . .           | .n/c  |
| Powder Coat – Premium (Hope). . . . .      | \$165 |
| Powder Coat – Premium (Platinum) . . . . . | \$488 |

**Powder Coat Colors**

|                         |       |                           |       |
|-------------------------|-------|---------------------------|-------|
| Alloy . . . . .         | .PALY | Navy . . . . .            | .PNAV |
| Amethyst . . . . .      | .PAME | Nimbus. . . . .           | .PNIM |
| Anthracite . . . . .    | .PANT | Nutmeg . . . . .          | .PNUT |
| Black Anodized. . . . . | .PBLA | Pearl . . . . .           | .PPEA |
| Bronze . . . . .        | .PBRO | Pebble . . . . .          | .PPEB |
| Calypso . . . . .       | .PCAL | Ⓟ Platinum . . . . .      | .PPLA |
| Carbon. . . . .         | .PCAR | Poppy. . . . .            | .PPOP |
| Champagne . . . . .     | .PCHA | Royal . . . . .           | .PROY |
| Coconut . . . . .       | .PCOC | Seaside . . . . .         | .PSEA |
| Crimson . . . . .       | .PCRI | Shipyard . . . . .        | .PSHI |
| Daffodil. . . . .       | .PDAF | Silver . . . . .          | .PSIL |
| Ebony. . . . .          | .PEBO | Snow . . . . .            | .PSNO |
| Forest. . . . .         | .PFOR | Stone . . . . .           | .PSTO |
| Fossil . . . . .        | .PFOS | Storm. . . . .            | .PSTM |
| Graphite . . . . .      | .PGRA | Terra Cotta . . . . .     | .PTEC |
| Ⓟ Hope . . . . .        | .PHOP | Whisper . . . . .         | .PWHI |
| Kelly Green . . . . .   | .PKEG | White Linen . . . . .     | .PWHL |
| Mica. . . . .           | .PMIC | Powder Coat Alternative . | .OPA  |
| Mint . . . . .          | .PMNT |                           |       |

**Premium Powder Coats (indicated by Ⓟ)**

Versteel's premium process uses specially formulated powder coats for a truly unique color palette.

**Chrome**

Versteel applies a deep luster chrome plated finish. Chrome is the most durable finish available. Specify Chrome and add \$165 list per table. Chrome is not available on the accent or modesty panels.

|                  |       |
|------------------|-------|
| Chrome . . . . . | .ECHR |
|------------------|-------|

**Nickel**

Versteel applies a nickel plated finish with a clear coat applied for durability. Specify Nickel and add \$223 list per table. Nickel is not available on the accent or modesty panels.

|                  |       |
|------------------|-------|
| Nickel . . . . . | .ENKL |
|------------------|-------|

**Special Laminate****Call for quotation**

Specify code **TSP** (*Special Laminate*), indicate the quoted charges per table

Special laminates and patterns can be specified as an option. To specify, contact Versteel for availability and pricing.

**NOTE** LAMINATES IN STANDARD COLORS AND TEXTURES FROM FORMICA, NEVAMAR, PIONITE AND WILSONART ARE STANDARD

**CAUTION** LAMINATE MANUFACTURERS CHANGE STANDARD OFFERINGS FREQUENTLY, AND IT IS POSSIBLE THAT A STANDARD PRODUCT CAN BECOME UNAVAILABLE. VERSTEEL CANNOT BE RESPONSIBLE FOR ANY INCONVENIENCE THIS MAY CAUSE.

**Custom PVC Color Match****Call for quotation / one time charge per color, per order**

Specify code **OCF** (*Custom PVC Color Match*), add cost from Versteel quotation

PVC Color Match can be the selection of a color that is available from a Versteel supplier or a new custom color developed for the order. Minimum footage requirements mean that the amount of material needed for your order will effect the cost.

For PVC Color Matching you must supply a color reference sample. Versteel will review the sample for possible existing colors available and send a sample for customer approval. If no color match exists, a custom match will be developed and sampled for customer approval before a production schedule is established.

**Powder Coat Alternative****Call for quotation**

Specify code **OPA** (*Powder Coat Alternative*), add cost from Versteel quotation

Powder Coat Alternative is available from Versteel. The entire RAL color reference along with hundreds of other color and finishes are available.

For Powder Coat Alternative matching, you must supply a color reference sample, or an RAL number. Versteel will review the sample for possible existing colors available and send a sample for customer approval. If no color match exists, a custom match can be developed. Call Versteel Customer Service for associated upcharges on custom color development.

**Stain Finish Match****\$996 / one time charge per finish, per order**

Specify code **OSM** (*Stain Finish Match*), add \$996.00 list per finish, per order

Alternative Stain Finishes are available for veneer and wood edged tops.

For Stain Finish Matching you must supply two 4" x 4" finish color and grain reference samples. An expertly finish matched sample will be provided for customer approval.

**Veneer and Wood Edge Alternatives****Call for quotation**

For veneer and wood edge requirements other than the standard plain sliced Ash, Cherry, Maple and Walnut, contact Versteel Customer Service. Versteel is adept at working with a host of domestic and exotic materials. From inlays, figures, pie cuts and special edge profiles, to custom fill levels and sheens, each top is created using the best of technology and old world craftsmanship. The items you only imagined or expected to only be available from a millwork shop are now just another part of your Versteel order. Call Versteel Customer Service for availability and quotation.

**Wood Finish Alternatives****Call for quotation**

When veneer tables are required to have a finish other than the standard natural grain fill level finish appearance, semi-filled or full-filled finishes are available by requesting a quote from Versteel. Call Versteel Customer Service for availability and quotation.

**Table Top Alternatives**

Table tops can be produced in alternative top material if desired. Contact Versteel Customer Service for pricing and availability.

**Alternate Core Construction**

Alternate core constructions are available, including medium density fiberboard (MDF), and cores that contain no urea formaldehyde. Contact Versteel Customer Service for pricing and availability.

**NOTE** CUSTOMS OR ALTERNATIVES MAY AFFECT STANDARD PRODUCTION SCHEDULES

## Troupe Inline

Power & Data Options  
Henri + Henri Now

VERSTEEL

### Henri - \$344 / unit

Specify code **PH\_** (Henri - Quantity\_),  
add \$344.00 list per Henri

The pop-up Henri electrical unit(s) is factory installed in the specified location. Perfect for single table applications.

#### SPECIFICATIONS

- One 9' cord, one 15 amp circuit, standard grounded plug
- Surge protection
- Two electrical outlets per unit



**NOTE** FOR MORE PLANNING AND ORDERING DETAIL INFORMATION SEE ELECTRICAL PLANNING SECTION PAGES 23-37

**NOTE** FOR HENRI VOICE AND DATA JACK OPTIONS SEE PAGE 18



Location **A**

### 1 Henri - Location A \$344 / table

Specify code **PHA** (1 Henri - Location A),  
add \$344.00 list per table

One pop-up Henri electrical unit is factory installed in the front center location of the top.



Location **D**

### 2 Henris - Location D \$688 / table

Specify code **PHD** (2 Henris - Location D),  
add \$688.00 list per table

Two pop-up Henri electrical units are factory installed in the front corner locations of the top.



Location **E**

### 2 Henris - Location E \$688 / table

Specify code **PHE** (2 Henris - Location E),  
add \$688.00 list per table

Two pop-up Henri electrical units are factory installed in the front outer corner locations of the top.

Table link - ends only is included with henri and powerlink electrical package options selection. The table link will prevent the accidental disconnection of power supply to adjacent tables.

Henri Now linking systems require an **HNPU** power supply unit per each sequence. Specify code HNPU, \$450.00 list each.

- 120" cord length
- 15 amp circuit
- standard grounded plug
- surge protection



### Henri Now - \$332 / unit

Specify code **PHN\_** (Henri Now - Location\_),  
add \$332.00 list per Henri Now

The pop-up Henri Now electrical unit(s) is factory installed in the specified location. Recommended for multiple table applications. May be sequenced in any order.

#### SPECIFICATIONS

- Surge protection
- Two electrical outlets per unit
- Requires HNPU power supply



**NOTE** FOR MORE PLANNING AND ORDERING DETAIL INFORMATION SEE ELECTRICAL PLANNING SECTION PAGES 23-37

**NOTE** FOR HENRI NOW VOICE AND DATA JACK OPTIONS SEE PAGE 18

**NOTE** HENRI NOW SOFT WIRED LINKED SYSTEMS DO NOT WORK WITH GFCI RECEPTACLES. CONTACT VERSTEEL CUSTOMER SERVICE FOR ADDITIONAL INFORMATION




Location **A**

### 1 Henri Now - Location A \$332 / table

Specify code **PHNA** (1 Henri Now - Location A),  
add \$332.00 list per table

One pop-up Henri Now electrical unit is factory installed in the front center location of the top.



Location **D**

### 2 Henri Nows - Location D \$644 / table

Specify code **PHND** (2 Henri Nows - Location D),  
add \$644.00 list per table

Two pop-up Henri Now electrical units are factory installed in the front corner locations of the top.



Location **N**

### 2 Henri Nows - Location N \$644 / table

Specify code **PHNN** (2 Henri Nows - Location N),  
add \$644.00 list per table

Two pop-up Henri Now electrical units are factory installed in the front outer corner locations of the top.



**Axil Z IP (Individually Powered)**

Constructed out of anodized aluminum with a painted, steel faceplate, Axil Z is a robust, scalable and customizable power/data solution.

**SPECIFICATIONS**

- Mounts flat, sitting just above worksurface
- Requires cutout in worksurface
- Includes a voice/data adapter kit to accept couplers and jacks when required
- Available in Locations A, D or N

| Model      | Description                               |             |
|------------|---|-------------|
| AXZ-IP-2-0 | Two (2) power and no data                 | \$ 416 list |
| AXZ-IP-2-2 | Two (2) power and two (2) add'l ports     | \$ 426 list |
| AXZ-IP-2-4 | Two (2) power and four (4) add'l ports    | \$ 435 list |
| AXZ-IP-2-6 | Two (2) power and six (6) add'l ports     | \$ 445 list |
| AXZ-IP-3-1 | Three (3) power and one (1) add'l port    | \$ 441 list |
| AXZ-IP-3-3 | Three (3) power and three (3) add'l ports | \$ 450 list |
| AXZ-IP-3-5 | Three (3) power and five (5) add'l ports  | \$ 459 list |
| AXZ-IP-4-0 | Four (4) power and no add'l ports         | \$ 548 list |
| AXZ-IP-4-2 | Four (4) power and two (2) add'l ports    | \$ 556 list |
| AXZ-IP-4-4 | Four (4) power and four (4) add'l ports   | \$ 563 list |

**Unit Color**

|      |                                      |             |
|------|--------------------------------------|-------------|
| MWCA | Matte White Faceplate, Clear Al Trim | n/c         |
| MBCA | Matte Black Faceplate, Clear Al Trim | n/c         |
| MSCA | Matte Storm Faceplate, Clear Al Trim | n/c         |
| MFCA | Matte Fog Faceplate, Clear Al Trim   | n/c         |
| GWCA | Gloss White Faceplate, Clear Al Trim | n/c         |
| GBCA | Gloss Black Faceplate, Clear Al Trim | n/c         |
| SVCA | Silver Faceplate, Clear Al Trim      | n/c         |
| MWBA | Matte White Faceplate, Black Trim    | \$ 143 list |
| MBBA | Matte Black Faceplate, Black Trim    | \$ 143 list |
| MSBA | Matte Storm Faceplate, Black Trim    | \$ 143 list |
| MFBA | Matte Fog Faceplate, Black Trim      | \$ 143 list |
| GWBA | Gloss White Faceplate, Black Trim    | \$ 143 list |
| GBBA | Gloss Black Faceplate, Black Trim    | \$ 143 list |
| SVBA | Silver Faceplate, Black Trim         | \$ 143 list |

**Cord Length**

|     |                         |            |
|-----|-------------------------|------------|
| 72  | 72" cord length, black  | n/c        |
| 120 | 120" cord length, black | \$ 21 list |

**USB Charging Options**

|      |   |             |
|------|---|-------------|
| UAC  | One (1) USB A + C charging module (requires one (1) port)                   | \$ 152 list |
| UAC2 | Two (2) USB A + C charging modules (requires two (2) ports)                 | \$ 304 list |
| UC   | One (1) high power smart dual USB C charging module (requires one (1) port) | \$ 324 list |

**Data Option (Each data jack requires (1) add'l port)**

|    |                                       |             |
|----|---------------------------------------|-------------|
| DA | Cat6 RJ45 data jack w/ 10' patch cord | \$ 97 list  |
| HD | HDMI jack                             | \$ 110 list |
| MS | 3.5mm mini-stereo audio jack          | \$ 32 list  |
| US | USB passive jack                      | \$ 71 list  |
| VG | VGA jack, 15 pin                      | \$ 137 list |
| VO | Cat3 RJ11 voice jack w/ 7' patch cord | \$ 45 list  |

Model Example: AXZ-IP-4-2-GWCA-72-DA-DA

**Axil Z SL2 (Soft-Wired, Linked)**

Constructed out of anodized aluminum with a painted, steel faceplate, Axil Z is a robust, scalable and customizable power/data solution.

**SPECIFICATIONS**

- Mounts flat, sitting just above worksurface
- Requires cutout in worksurface
- Includes a voice/data adapter kit to accept couplers and jacks when required
- Available in Locations A, D or N
- Maximum of 8 units in sequence
- Interlink IQ 2.0 (not compatible with units sold prior to 2/1/19)

| Model       | Description                               |             |
|-------------|---|-------------|
| AXZ-SL2-2-0 | Two (2) power and no data                 | \$ 428 list |
| AXZ-SL2-2-2 | Two (2) power and two (2) add'l ports     | \$ 439 list |
| AXZ-SL2-2-4 | Two (2) power and four (4) add'l ports    | \$ 449 list |
| AXZ-SL2-2-6 | Two (2) power and six (6) add'l ports     | \$ 457 list |
| AXZ-SL2-3-1 | Three (3) power and one (1) add'l port    | \$ 454 list |
| AXZ-SL2-3-3 | Three (3) power and three (3) add'l ports | \$ 464 list |
| AXZ-SL2-3-5 | Three (3) power and five (5) add'l ports  | \$ 473 list |

**NOTE** SOFT-WIRED, LINKED UNITS CAN HAVE A MAXIMUM OF 3 POWER OUTLETS AND 1 DUAL PORT USB CHARGING MODULE PER UNIT

**Unit Color**

|      |                                      |             |
|------|--------------------------------------|-------------|
| MWCA | Matte White Faceplate, Clear Al Trim | n/c         |
| MBCA | Matte Black Faceplate, Clear Al Trim | n/c         |
| MSCA | Matte Storm Faceplate, Clear Al Trim | n/c         |
| MFCA | Matte Fog Faceplate, Clear Al Trim   | n/c         |
| GWCA | Gloss White Faceplate, Clear Al Trim | n/c         |
| GBCA | Gloss Black Faceplate, Clear Al Trim | n/c         |
| SVCA | Silver Faceplate, Clear Al Trim      | n/c         |
| MWBA | Matte White Faceplate, Black Trim    | \$ 143 list |
| MBBA | Matte Black Faceplate, Black Trim    | \$ 143 list |
| MSBA | Matte Storm Faceplate, Black Trim    | \$ 143 list |
| MFBA | Matte Fog Faceplate, Black Trim      | \$ 143 list |
| GWBA | Gloss White Faceplate, Black Trim    | \$ 143 list |
| GBBA | Gloss Black Faceplate, Black Trim    | \$ 143 list |
| SVBA | Silver Faceplate, Black Trim         | \$ 143 list |

**Power Infeed**

|          |                         |             |
|----------|-------------------------|-------------|
| BPS2-72  | 72" cord length, black  | \$ 567 list |
| BPS2-120 | 120" cord length, black | \$ 586 list |
| BPS2-180 | 180" cord length, black | \$ 619 list |

**NOTE** 8 UNITS PER 1 BPS

**Jumper**

|      |   |             |
|------|---|-------------|
| BEJ2 | Standard jumper included with tables up to and including 60". BEJ2 jumper required for tables greater than 60". | \$ 150 list |
|------|---|-------------|

**USB Charging Options**

|      |   |             |
|------|---|-------------|
| UAC  | One (1) USB A + C charging module (requires one (1) port)                   | \$ 152 list |
| UAC2 | Two (2) USB A + C charging modules (requires two (2) ports)                 | \$ 304 list |
| UC   | One (1) high power smart dual USB C charging module (requires one (1) port) | \$ 324 list |

**Data Option (Each data jack requires (1) add'l port)**

|    |                                       |             |
|----|---------------------------------------|-------------|
| DA | Cat6 RJ45 data jack w/ 10' patch cord | \$ 97 list  |
| HD | HDMI jack                             | \$ 110 list |
| MS | 3.5mm mini-stereo audio jack          | \$ 32 list  |
| US | USB passive jack                      | \$ 71 list  |
| VG | VGA jack, 15 pin                      | \$ 137 list |
| VO | Cat3 RJ11 voice jack w/ 7' patch cord | \$ 45 list  |

Model Example: AXZ-SL2-2-0-GWCA

**Ellora IP (Individually Powered)**

Anodized aluminum construction and smart design keep cable clutter out of sight.

**NOTE** ELLORA UNITS ARE NOT RECOMMENDED ON TILTING TABLES

**SPECIFICATIONS**

- Includes a voice/data adapter kit to accept couplers and jacks when required
- Fits in tops  $\frac{3}{8}$ " to  $1\frac{1}{8}$ " thick
- Requires cutout in worksurface



Tables specified with linked units require table link. The table link will prevent the accidental disconnection of power supply to adjacent tables.

| Model      | Description                               |             |
|------------|---|-------------|
| ELL-IP-2-0 | Two (2) power and no data                 | \$ 652 list |
| ELL-IP-2-2 | Two (2) power and two (2) add'l ports     | \$ 665 list |
| ELL-IP-2-4 | Two (2) power and four (4) add'l ports    | \$ 672 list |
| ELL-IP-2-6 | Two (2) power and six (6) add'l ports     | \$ 688 list |
| ELL-IP-3-1 | Three (3) power and one (1) add'l port    | \$ 682 list |
| ELL-IP-3-3 | Three (3) power and three (3) add'l ports | \$ 694 list |
| ELL-IP-3-5 | Three (3) power and five (5) add'l ports  | \$ 705 list |
| ELL-IP-4-0 | Four (4) power and one (1) add'l port     | \$ 848 list |
| ELL-IP-4-2 | Four (4) power and two (2) add'l ports    | \$ 858 list |
| ELL-IP-4-4 | Four (4) power and four (4) add'l ports   | \$ 871 list |

**Unit Color**

|       |  |             |
|-------|--|-------------|
| SAAWT | Silver Anodized Aluminum with White Trim | n/c         |
| SAABT | Silver Anodized Aluminum with Black Trim | n/c         |
| BAABT | Black Anodized Aluminum with Black Trim  | \$ 205 list |

**Cord Length**

|     |                         |            |
|-----|-------------------------|------------|
| 72  | 72" cord length, black  | n/c        |
| 120 | 120" cord length, black | \$ 21 list |

**USB Charging Options**

|      |   |             |
|------|---|-------------|
| UAC  | One (1) USB A + C charging module (requires one (1) port)                   | \$ 152 list |
| UAC2 | Two (2) USB A + C charging modules (requires two (2) ports)                 | \$ 304 list |
| UC   | One (1) high power smart dual USB C charging module (requires one (1) port) | \$ 324 list |

**Data Option (Each data jack requires (1) add'l port)**

|    |                                       |             |
|----|---------------------------------------|-------------|
| DA | Cat6 RJ45 data jack w/ 10' patch cord | \$ 97 list  |
| HD | HDMI jack                             | \$ 110 list |
| MS | 3.5mm mini-stereo audio jack          | \$ 32 list  |
| US | USB passive jack                      | \$ 71 list  |
| VG | VGA jack, 15 pin                      | \$ 137 list |
| VO | Cat3 RJ11 voice jack w/ 7' patch cord | \$ 45 list  |

**Model Example:** AXZ-IP-4-2-GWCA-72-DA-DA

**Ellora SL2 (Soft-Wired, Linked)**

Smart design keeps cable clutter out of sight by allowing use while the lid is shut.

**SPECIFICATIONS**

- Includes a voice/data adapter kit to accept couplers and jacks when required
- Fits in tops  $\frac{3}{8}$ " to  $1\frac{1}{8}$ " thick
- Requires cutout in worksurface
- Maximum of 8 units in sequence
- Interlink iQ 2.0 (not compatible with units sold prior to 2/1/19)



| Model       | Description                               |             |
|-------------|---|-------------|
| ELL-SL2-2-0 | Two (2) power and no data                 | \$ 665 list |
| ELL-SL2-2-2 | Two (2) power and two (2) add'l ports     | \$ 682 list |
| ELL-SL2-2-4 | Two (2) power and four (4) add'l ports    | \$ 711 list |
| ELL-SL2-2-6 | Two (2) power and six (6) add'l ports     | \$ 740 list |
| ELL-SL2-3-1 | Three (3) power and one (1) add'l port    | \$ 678 list |
| ELL-SL2-3-3 | Three (3) power and three (3) add'l ports | \$ 706 list |
| ELL-SL2-3-5 | Three (3) power and five (5) add'l ports  | \$ 737 list |

**NOTE** SOFT-WIRED, LINKED UNITS CAN HAVE A MAXIMUM OF 3 POWER OUTLETS AND 1 DUAL PORT USB CHARGING MODULE PER UNIT

**Unit Color**

|       |  |             |
|-------|--|-------------|
| SAAWT | Silver Anodized Aluminum with White Trim | n/c         |
| SAABT | Silver Anodized Aluminum with Black Trim | n/c         |
| BAABT | Black Anodized Aluminum with Black Trim  | \$ 205 list |

**Power Infeed**

|          |                         |             |
|----------|-------------------------|-------------|
| BPS2-72  | 72" cord length, black  | \$ 567 list |
| BPS2-120 | 120" cord length, black | \$ 586 list |
| BPS2-180 | 180" cord length, black | \$ 619 list |

**NOTE** 8 UNITS PER 1 BPS

**Jumper**

|      |   |             |
|------|---|-------------|
| BEJ2 | Standard jumper included with tables up to and including 60". BEJ2 jumper required for tables greater than 60". | \$ 150 list |
|------|---|-------------|

**USB Charging Options**

|      |   |             |
|------|---|-------------|
| UAC  | One (1) USB A + C charging module (requires one (1) port)                   | \$ 152 list |
| UAC2 | Two (2) USB A + C charging modules (requires two (2) ports)                 | \$ 304 list |
| UC   | One (1) high power smart dual USB C charging module (requires one (1) port) | \$ 324 list |

**Data Option (Each data jack requires (1) add'l port)**

|    |                                       |             |
|----|---------------------------------------|-------------|
| DA | Cat6 RJ45 data jack w/ 10' patch cord | \$ 97 list  |
| HD | HDMI jack                             | \$ 110 list |
| MS | 3.5mm mini-stereo audio jack          | \$ 32 list  |
| US | USB passive jack                      | \$ 71 list  |
| VG | VGA jack, 15 pin                      | \$ 137 list |
| VO | Cat3 RJ11 voice jack w/ 7' patch cord | \$ 45 list  |

**Model Example:** ELL-SL2-2-0-SAABT

**Mho IP (Individually Powered)**

Retractable and durably constructed. Highly functional with a fluid, one touch door that remains open during use.

**SPECIFICATIONS**

- Fluid, one touch accessibility
- Includes a voice/data adapter kit to accept couplers and jacks when required
- Available in locations A, D or N

| Model      | Description                               |             |
|------------|---|-------------|
| MHO-IP-2-0 | Two (2) power and no data                 | \$ 559 list |
| MHO-IP-2-2 | Two (2) power and two (2) add'l ports     | \$ 568 list |
| MHO-IP-2-4 | Two (2) power and four (4) add'l ports    | \$ 582 list |
| MHO-IP-2-6 | Two (2) power and six (6) add'l ports     | \$ 592 list |
| MHO-IP-3-1 | Three (3) power and one (1) add'l port    | \$ 652 list |
| MHO-IP-3-3 | Three (3) power and three (3) add'l ports | \$ 666 list |
| MHO-IP-3-5 | Three (3) power and five (5) add'l ports  | \$ 667 list |
| MHO-IP-4-0 | Four (4) power and no add'l ports         | \$ 727 list |
| MHO-IP-4-2 | Four (4) power and two (2) add'l ports    | \$ 738 list |
| MHO-IP-4-4 | Four (4) power and four (4) add'l ports   | \$ 749 list |

**Unit Color**

|       |  |             |
|-------|--|-------------|
| SAABT | Silver Anodized Aluminum with Black Trim | n/c         |
| SAAWT | Silver Anodized Aluminum with White Trim | n/c         |
| SAA   | Silver Anodized Aluminum                 | n/c         |
| BAA   | Black Anodized Aluminum                  | \$ 205 list |

**Cord Length**

|     |                         |            |
|-----|-------------------------|------------|
| 72  | 72" cord length, black  | n/c        |
| 120 | 120" cord length, black | \$ 21 list |

**USB Charging Options**

|      |   |             |
|------|---|-------------|
| UAC  | One (1) USB A + C charging module (requires one (1) port)                   | \$ 152 list |
| UAC2 | Two (2) USB A + C charging modules (requires two (2) ports)                 | \$ 304 list |
| UC   | One (1) high power smart dual USB C charging module (requires one (1) port) | \$ 324 list |

**Data Option (Each data jack requires (1) add'l port)**

|    |                                       |             |
|----|---------------------------------------|-------------|
| DA | Cat6 RJ45 data jack w/ 10' patch cord | \$ 97 list  |
| HD | HDMI jack                             | \$ 110 list |
| MS | 3.5mm mini-stereo audio jack          | \$ 32 list  |
| US | USB passive jack                      | \$ 71 list  |
| VG | VGA jack, 15 pin                      | \$ 137 list |
| VO | Cat3 RJ11 voice jack w/ 7' patch cord | \$ 45 list  |

**Model Example: MHO-IP-3-3-SAABT-72-UI-DA-DA**

**Mho SL2 (Soft-Wired, Linked)**

Retractable and durably constructed. Highly functional with a fluid one touch door that remains open during use.



Tables specified with linked units require table link. The table link will prevent the accidental disconnection of power supply to adjacent tables.

**SPECIFICATIONS**

- Fluid, one touch accessibility
- Includes a voice/data adapter kit to accept couplers and jacks when required
- Available in locations A, D or N
- Maximum of 8 units in sequence
- Interlink IQ 2.0 (not compatible with units sold prior to 2/1/19)

| Model       | Description                               |             |
|-------------|---|-------------|
| MHO-SL2-2-0 | Two (2) power and no data                 | \$ 580 list |
| MHO-SL2-2-2 | Two (2) power and two (2) add'l ports     | \$ 590 list |
| MHO-SL2-2-4 | Two (2) power and four (4) add'l ports    | \$ 604 list |
| MHO-SL2-2-6 | Two (2) power and six (6) add'l ports     | \$ 613 list |
| MHO-SL2-3-1 | Three (3) power and one (1) add'l port    | \$ 678 list |
| MHO-SL2-3-3 | Three (3) power and three (3) add'l ports | \$ 689 list |
| MHO-SL2-3-5 | Three (3) power and five (5) add'l ports  | \$ 701 list |

**Unit Color**

|       |  |             |
|-------|--|-------------|
| SAABT | Silver Anodized Aluminum with Black Trim | n/c         |
| SAAWT | Silver Anodized Aluminum with White Trim | n/c         |
| SAA   | Silver Anodized Aluminum                 | n/c         |
| BAA   | Black Anodized Aluminum                  | \$ 205 list |

**Power Infeed**

|          |                         |             |
|----------|-------------------------|-------------|
| BPS2-72  | 72" cord length, black  | \$ 567 list |
| BPS2-120 | 120" cord length, black | \$ 586 list |
| BPS2-180 | 180" cord length, black | \$ 619 list |

**NOTE 8 UNITS PER 1 BPS**

**Jumper**

|      |   |             |
|------|---|-------------|
| BEJ2 | Standard jumper included with tables up to and including 60". BEJ2 jumper required for tables greater than 60". | \$ 150 list |
|------|---|-------------|

**USB Charging Options**

|      |   |             |
|------|---|-------------|
| UAC  | One (1) USB A + C charging module (requires one (1) port)                   | \$ 152 list |
| UAC2 | Two (2) USB A + C charging modules (requires two (2) ports)                 | \$ 304 list |
| UC   | One (1) high power smart dual USB C charging module (requires one (1) port) | \$ 324 list |

**Data Option (Each data jack requires (1) add'l port)**

|    |                                       |             |
|----|---------------------------------------|-------------|
| DA | Cat6 RJ45 data jack w/ 10' patch cord | \$ 97 list  |
| HD | HDMI jack                             | \$ 110 list |
| MS | 3.5mm mini-stereo audio jack          | \$ 32 list  |
| US | USB passive jack                      | \$ 71 list  |
| VG | VGA jack, 15 pin                      | \$ 137 list |
| VO | Cat3 RJ11 voice jack w/ 7' patch cord | \$ 45 list  |

**Model Example: MHO-SL2-2-0-SAAWT**

**Round Grommet - \$76 / each**

Specify code **WR\_** (Round Grommet - Location \_),  
add \$73.00 list per grommet

## 6 SPECIFICATIONS

- 3" diameter
- 2 1/4" inside dimension
- 2-piece black insert
- Factory installed in specified location

**Oval Brush Grommet - \$97 / each**

Specify code **WO\_** (Round Grommet - Location \_),  
add \$97.00 list per grommet


## SPECIFICATIONS

- 3" x 7 1/2" oval
- Black brush insert cord access
- 1 1/2" x 4" inside dimension
- Factory installed in specified location

**1 Grommet - Location A**

**Round Grommet** - Specify code **WRA**,  
add \$76.00 list per table

**Oval Brush Grommet** - Specify code **WOA**,  
add \$97.00 list per table



1 grommet is factory installed in the front center location of the top.

**1 Grommet - Location B**

**Round Grommet** - Specify code **WRB**,  
add \$76.00 list per table

**Oval Brush Grommet** - Specify code **WOB**,  
add \$97.00 list per table



1 grommet is factory installed in the front left corner location of the top.

**1 Grommet - Location C**

**Round Grommet** - Specify code **WRC**,  
add \$76.00 list per table

**Oval Brush Grommet** - Specify code **WOC**,  
add \$97.00 list per table




1 grommet is factory installed in the front right corner location of the top.

**2 Grommets - Location D**

**Round Grommet** - Specify code **WRD**,  
add \$152.00 list per table

**Oval Brush Grommet** - Specify code **WOD**,  
add \$194.00 list per table



2 grommets are factory installed in the front center locations of the top.

**2 Grommets - Location E**

**Round Grommet** - Specify code **WRE**,  
add \$152.00 list per table

**Oval Brush Grommet** - Specify code **WOE**,  
add \$194.00 list per table




2 grommets are factory installed in the front corner locations of the top.

**1 Grommet - Provide Location Print**

**Round Grommet** - Specify code **WRG**,  
add \$76.00 list per table

**Oval Brush Grommet** - Specify code **WOG**,  
add \$97.00 list per table



1 grommet is factory installed in the top location based on specifier's print.











**Questions?**




800 876 2120

top >  
edge >

edge ordering code (radius corner) >  
or  
edge ordering code (square corner) >  
top thickness >

edge ordering code (radius corner) >  
or  
edge ordering code (square corner) >  
top thickness >  
top thickness price >

| Laminate<br>PVC  | Laminate<br>Wood  | Veneer<br>Wood  |
|--|---|---|
| Flat<br>   | Flat<br>   | Flat<br>   |
| <b>LP2R</b><br>or<br><b>LP2S</b><br>1 1/4"   | <b>LW2R</b><br>or<br><b>LW2S</b><br>1 1/4"  | <b>VW2R</b><br>or<br><b>VW2S</b><br>1 1/4"  |
| Fluted<br> | Fluted<br> | Fluted<br> |
| <b>LPF2R</b><br>or<br><b>LPF2S</b><br>1 1/4"   | <b>LWF2R</b><br>or<br><b>LWF2S</b><br>1 1/4"  | <b>VWF2R</b><br>or<br><b>VWF2S</b><br>1 1/4"  |
| 1 1/4"   | 1 1/4"  | 1 1/4"  |

| Base Style  | Table Description                | Model #                 | Product Wt |
|---|----------------------------------|-------------------------|------------|
|    | <b>No Modesty</b>                |                         |            |
|   | 20 x 48 Fix                      | <b>TPIC 2048REFX</b>    | 72         |
|   | 20 x 60 Fix                      | <b>TPIC 2060REFX</b>    | 90         |
|   | 20 x 72 Fix                      | <b>TPIC 2072REFX</b>    | 102        |
|   | 24 x 48 Fix                      | <b>TPIC 2448REFX</b>    | 82         |
|   | 24 x 60 Fix                      | <b>TPIC 2460REFX</b>    | 102        |
|   | 24 x 72 Fix                      | <b>TPIC 2472REFX</b>    | 115        |
|   | 30 x 48 Fix                      | <b>TPIC 3048REFX</b>    | 97         |
|   | 30 x 60 Fix                      | <b>TPIC 3060REFX</b>    | 120        |
| 30 x 72 Fix   | <b>TPIC 3072REFX</b>             | 135                     |            |
|  | <b>Slotted Metal Modesty</b>     |                         |            |
|   | 20 x 48 Fix w/FixSlottedMetalMod | <b>TPIC 2048REFX XD</b> | 78         |
|   | 20 x 60 Fix w/FixSlottedMetalMod | <b>TPIC 2060REFX XD</b> | 98         |
|   | 20 x 72 Fix w/FixSlottedMetalMod | <b>TPIC 2072REFX XD</b> | 113        |
|   | 24 x 48 Fix w/FixSlottedMetalMod | <b>TPIC 2448REFX XD</b> | 88         |
|   | 24 x 60 Fix w/FixSlottedMetalMod | <b>TPIC 2460REFX XD</b> | 110        |
|   | 24 x 72 Fix w/FixSlottedMetalMod | <b>TPIC 2472REFX XD</b> | 126        |
|   | 30 x 48 Fix w/FixSlottedMetalMod | <b>TPIC 3048REFX XD</b> | 103        |
|   | 30 x 60 Fix w/FixSlottedMetalMod | <b>TPIC 3060REFX XD</b> | 128        |
| 30 x 72 Fix w/FixSlottedMetalMod  | <b>TPIC 3072REFX XD</b>          | 146                     |            |
|  | <b>Smooth Metal Modesty</b>      |                         |            |
|   | 20 x 48 Fix w/FixSmoothMetalMod  | <b>TPIC 2048REFX XO</b> | 78         |
|   | 20 x 60 Fix w/FixSmoothMetalMod  | <b>TPIC 2060REFX XO</b> | 98         |
|   | 20 x 72 Fix w/FixSmoothMetalMod  | <b>TPIC 2072REFX XO</b> | 113        |
|   | 24 x 48 Fix w/FixSmoothMetalMod  | <b>TPIC 2448REFX XO</b> | 88         |
|   | 24 x 60 Fix w/FixSmoothMetalMod  | <b>TPIC 2460REFX XO</b> | 110        |
|   | 24 x 72 Fix w/FixSmoothMetalMod  | <b>TPIC 2472REFX XO</b> | 126        |
|   | 30 x 48 Fix w/FixSmoothMetalMod  | <b>TPIC 3048REFX XO</b> | 103        |
|   | 30 x 60 Fix w/FixSmoothMetalMod  | <b>TPIC 3060REFX XO</b> | 128        |
| 30 x 72 Fix w/FixSmoothMetalMod   | <b>TPIC 3072REFX XO</b>          | 146                     |            |

**To Order, Specify...**

- 1 Model Number
- 2 Top Material
- 3 Edge Style and Thickness
- 4 Edge Color
- 5 Base Color
- 6 Additional Options



**Finish Options**

|                             |        |
|-----------------------------|--------|
| Chrome .....                | \$ 165 |
| Nickel .....                | \$ 223 |
| Powder Coat, Standard ..... | n/c    |
| Powder Coat, Premium .....  | \$ 165 |
| Platinum .....              | \$ 488 |

**Top Options**

|                                  |     |        |
|----------------------------------|-----|--------|
| Special Laminate .....           | TSP | call   |
| Custom Cutout (per cutout) ..... | TCC | \$ 120 |

**Power + Data Options**

See pages 630 - 634 or the Power + Data Price List

**Wire Management Options**

|  |      |        |
|--|------|--------|
| Troupe Legway Manager, Set of 2 .....              | WTPL | \$ 112 |
| Basket, Under Top Mount .....                      | WBT  | \$ 97  |
| 1 Oval Brush Grommet, Provide Location Print ..... | WOG  | \$ 97  |
| 1 Round Grommet, Provide Location Print .....      | WRG  | \$ 76  |

**Accessories**

|   |          |        |
|---|----------|--------|
| Keyboard Platform w/Mouse Surface ..... | AKP27M   | \$ 760 |
| CPU Holder (3" - 9" adjustment) .....   | ACPU3-9F | \$ 237 |
| CPU Holder (5" - 8" adjustment) .....   | ACPU5-8F | \$ 155 |
| CPU Holder (3" - 5" adjustment) .....   | ACPU3F   | \$ 155 |

**Mini-Modesty Options**

|                  |         |        |
|------------------|---------|--------|
| 48" Length ..... | ATPMM48 | \$ 77  |
| 60" Length ..... | ATPMM60 | \$ 95  |
| 72" Length ..... | ATPMM72 | \$ 110 |









**Questions?**




800 876 2120

top >  
edge >

edge ordering code (radius corner) >  
or  
edge ordering code (square corner) >  
top thickness >

edge ordering code (radius corner) >  
or  
edge ordering code (square corner) >  
top thickness >  
top thickness price >

| Laminate<br>PVC  | Laminate<br>Wood  | Veneer<br>Wood  |
|--|---|---|
| Flat<br>   | Flat<br>   | Flat<br>   |
| <b>LP2R</b><br>or<br><b>LP2S</b><br>1 1/4"   | <b>LW2R</b><br>or<br><b>LW2S</b><br>1 1/4"  | <b>VW2R</b><br>or<br><b>VW2S</b><br>1 1/4"  |
| Fluted<br> | Fluted<br> | Fluted<br> |
| <b>LPF2R</b><br>or<br><b>LPF2S</b><br>1 1/4"   | <b>LWF2R</b><br>or<br><b>LWF2S</b><br>1 1/4"  | <b>VWF2R</b><br>or<br><b>VWF2S</b><br>1 1/4"  |
| 1 1/4"   | 1 1/4"  | 1 1/4"  |

| Base Style  | Table Description                | Model #                 | Product Wt |
|---|----------------------------------|-------------------------|------------|
|    | <b>No Modesty</b>                |                         |            |
|   | 20 x 48 Fix                      | <b>TPIG 2048REFX</b>    | 72         |
|   | 20 x 60 Fix                      | <b>TPIG 2060REFX</b>    | 91         |
|   | 20 x 72 Fix                      | <b>TPIG 2072REFX</b>    | 103        |
|   | 24 x 48 Fix                      | <b>TPIG 2448REFX</b>    | 82         |
|   | 24 x 60 Fix                      | <b>TPIG 2460REFX</b>    | 102        |
|   | 24 x 72 Fix                      | <b>TPIG 2472REFX</b>    | 116        |
|   | 30 x 48 Fix                      | <b>TPIG 3048REFX</b>    | 96         |
|   | 30 x 60 Fix                      | <b>TPIG 3060REFX</b>    | 120        |
| 30 x 72 Fix   | <b>TPIG 3072REFX</b>             | 137                     |            |
|  | <b>Slotted Metal Modesty</b>     |                         |            |
|   | 20 x 48 Fix w/FixSlottedMetalMod | <b>TPIG 2048REFX XD</b> | 79         |
|   | 20 x 60 Fix w/FixSlottedMetalMod | <b>TPIG 2060REFX XD</b> | 100        |
|   | 20 x 72 Fix w/FixSlottedMetalMod | <b>TPIG 2072REFX XD</b> | 114        |
|   | 24 x 48 Fix w/FixSlottedMetalMod | <b>TPIG 2448REFX XD</b> | 89         |
|   | 24 x 60 Fix w/FixSlottedMetalMod | <b>TPIG 2460REFX XD</b> | 111        |
|   | 24 x 72 Fix w/FixSlottedMetalMod | <b>TPIG 2472REFX XD</b> | 127        |
|   | 30 x 48 Fix w/FixSlottedMetalMod | <b>TPIG 3048REFX XD</b> | 104        |
|   | 30 x 60 Fix w/FixSlottedMetalMod | <b>TPIG 3060REFX XD</b> | 129        |
| 30 x 72 Fix w/FixSlottedMetalMod  | <b>TPIG 3072REFX XD</b>          | 148                     |            |
|  | <b>Smooth Metal Modesty</b>      |                         |            |
|   | 20 x 48 Fix w/FixSmoothMetalMod  | <b>TPIG 2048REFX XO</b> | 79         |
|   | 20 x 60 Fix w/FixSmoothMetalMod  | <b>TPIG 2060REFX XO</b> | 100        |
|   | 20 x 72 Fix w/FixSmoothMetalMod  | <b>TPIG 2072REFX XO</b> | 114        |
|   | 24 x 48 Fix w/FixSmoothMetalMod  | <b>TPIG 2448REFX XO</b> | 89         |
|   | 24 x 60 Fix w/FixSmoothMetalMod  | <b>TPIG 2460REFX XO</b> | 111        |
|   | 24 x 72 Fix w/FixSmoothMetalMod  | <b>TPIG 2472REFX XO</b> | 127        |
|   | 30 x 48 Fix w/FixSmoothMetalMod  | <b>TPIG 3048REFX XO</b> | 104        |
|   | 30 x 60 Fix w/FixSmoothMetalMod  | <b>TPIG 3060REFX XO</b> | 129        |
| 30 x 72 Fix w/FixSmoothMetalMod   | <b>TPIG 3072REFX XO</b>          | 148                     |            |

**To Order, Specify...**

- 1 Model Number
- 2 Top Material
- 3 Edge Style and Thickness
- 4 Edge Color
- 5 Leg Color
- 6 Accent Color
- 7 Modesty Color
- 7 Additional Options





| <b>Base Options</b>           | <b>Code</b> | <b>Price</b> |
|-------------------------------|-------------|--------------|
| Self-Leveling Glides (4)..... | .GLD04      | \$ 49        |

| <b>Finish Options</b>       |  |        |
|-----------------------------|--|--------|
| Chrome .....                |  | \$ 165 |
| Nickel.....                 |  | \$ 223 |
| Powder Coat, Standard ..... |  | n/c    |
| Powder Coat, Premium.....   |  | \$ 165 |
| Platinum.....               |  | \$ 488 |

| <b>Top Options</b>               |     |        |
|----------------------------------|-----|--------|
| Special Laminate.....            | TSP | call   |
| Custom Cutout (per cutout) ..... | TCC | \$ 120 |

**Power + Data Options**  
See pages 630 - 634 or the Power + Data Price List

| <b>Wire Management Options</b>                    |      |        |
|---|------|--------|
| Troupe Legway Manager, Set of 2 .....             | WTPL | \$ 112 |
| Basket, Under Top Mount .....                     | WBT  | \$ 97  |
| 1 Oval Brush Grommet, Provide Location Print..... | WOG  | \$ 97  |
| 1 Round Grommet, Provide Location Print .....     | WRG  | \$ 76  |

| <b>Accessories</b>                      |          |        |
|---|----------|--------|
| Keyboard Platform w/Mouse Surface ..... | AKP27M   | \$ 760 |
| CPU Holder (3" - 9" adjustment) .....   | ACPU3-9F | \$ 237 |
| CPU Holder (5" - 8" adjustment).....    | ACPU5-8F | \$ 155 |
| CPU Holder (3" - 5" adjustment).....    | ACPU3F   | \$ 155 |
| Table Floor Mount Bracket Set.....      | AFB      | \$ 57  |

| <b>Mini-Modesty Options</b> |         |        |
|-----------------------------|---------|--------|
| 48" Length.....             | ATPMM48 | \$ 77  |
| 60" Length.....             | ATPMM60 | \$ 95  |
| 72" Length.....             | ATPMM72 | \$ 110 |

**Tops**

Ty tables are available in various top shapes and sizes, in laminate or veneer with a  $\frac{7}{8}$ " or  $1\frac{1}{4}$ " edge thickness.

**Bases**

The fixed or tilt X base style is available for the round, square and some rectangle top sizes. All other top shapes and sizes are available with fixed, folding or slim-tilt T bases. Refer to individual pricing pages for availability. Four dual-wheel locking casters are standard on all tables.

**Table Heights**

Round and square tables are standard in 29" or 42" table heights. Additional top shapes are standard in 29" table height.

**Power + Data**

To complete your specification, power and data along with wire management options can be added to your table. Refer to the Power + Data Price List.

**Laminate and Veneer, Standard Core Construction**

The standard top construction consists of 45-50 lb particleboard, surfaced with a high pressure laminate or plain sliced veneer face. A backer sheet is laminated to the underside of the top. Tops are shipped pre-drilled for field installation of bases and accessories.



**PVC Flat or Fluted Edge**

Edge of 2mm PVC hot melt banded to the top with 1/8" radius at the top and bottom. Available with 1 1/2" radius corners or square corners.



Offered in twenty-one (21) standard colors.



**Convex T-Mold Edge**

Edge of 5/16" thick solid vinyl convex t-mold with 1 1/2" radius corners.

Offered in four (4) standard colors.



**Wood Flat or Fluted Edge**

Wood banding hot melt banded to the top with 1/8" radius at the top and bottom. Available with 1 1/2" radius corners or square corners.



Offered in Ash, Cherry, Maple or Walnut materials.



**Bumper Edge**

Exposed ply core banding with rubberized 5/8" width bumper in the center of profile. Corners with 1 1/2" radius are available on tables with 1 1/4" edge thickness.

Offered in black bumper standard color.



**Reverse Bevel Acrylic**

Edge of 2mm acrylic edge banding hot melt banded to MDF core. A reverse bevel is then cut into the edge exposing the MDF on the reverse bevel. The MDF is then clear coated.



**Wood Square or Fluted Edge**

Edge of 1 1/4" wide solid wood with softened top and bottom edges, and square, softened mitered corners.



Offered in Ash, Cherry, Maple or Walnut materials.



**Wood Bullnose Edge**

Edge of 1 1/4" wide solid wood with a full bullnose edge, and 1" radius mitered corners.



Offered in Ash, Cherry, Maple or Walnut materials.

**Shipping Schedule**

**Standard Items**

|                              |           |
|------------------------------|-----------|
| Laminate, Convex T-Mold Edge | 3-5 WEEKS |
| Laminate, PVC Edge           | 3-5 WEEKS |
| Laminate, Wood Edge          | 3-5 WEEKS |
| Veneer, Wood Edge            | 6-8 WEEKS |

Contact Versteel Customer Service for special lead time requests.

**BIFMA**

All Versteel products are constructed to pass the relevant ANSI/BIFMA standards. For more detailed specifications by series and base style, contact Versteel Customer Service at 800.876.2120.

Additional information regarding warranty, terms and conditions, shipping, care and maintenance, etc. can be found in the All Tables price list.

**To Order, Specify...**

- 1 Model Number, include top and edge style
- 2 Top Material
  - a. Laminate manufacturer and color
  - b. Veneer species and finish color
- 3 Edge Color
- 4 Base Color
- 5 Additional Options

| base model |            |             |           |                | finish selections  |          |  | options  |             |          |             |          |
|------------|------------|-------------|-----------|----------------|--------------------|----------|--|----------|-------------|----------|-------------|----------|
| <b>TY</b>  | <b>1</b>   | <b>2460</b> | <b>RE</b> | <b>ST</b>      | <b>LP2S</b>        | <b>/</b> | <b>TW D439-60</b>                          | <b>/</b> | <b>CFOS</b> | <b>/</b> | <b>PFOS</b> | <b>/</b> |
| series     | base style | top size    | top shape | table function | top, edge & corner |          | top laminate manufacturer & laminate color |          | edge color  |          | base color  |          |

A **TY12460RESTLP2S** is a Ty series 24" x 60" rectangle table with slim-tilt bases, a laminate 1 1/4" thick top with a PVC edge and square corners.

The codes **TW D439-60 / CFOS / PFOS** specify a Wilsonart D439-60 Wallaby laminate, Fossil PVC and Fossil bases.

**Model Number TY12460RESTLP2S**

**Orders may be sent via**

**Mailing Address**  
 Versteel  
 2332 Cathy Lane  
 Jasper IN 47546

**Contact Versteel**

**Email** contact@versteel.com  
**Phone** 800 876 2120  
 812 634 2120  
**Fax** 812 482 9318

**Laminate**

Versteel's standard offering of laminates includes over 900 laminates from Formica, Nevamar, Pionite and Wilsonart.

Laminate manufacturers change standard offerings frequently, making it possible a standard product can become unavailable. Versteel cannot be responsible for any inconvenience this may cause.

**Veneer**

Ty tables are available with plain sliced Ash, Cherry, Maple and Walnut veneers.

**Veneer Species**

|                  |      |                  |      |
|------------------|------|------------------|------|
| Ash . . . . .    | AP01 | Maple. . . . .   | MP01 |
| Cherry . . . . . | CP01 | Walnut . . . . . | WP01 |

**Veneer Finish**

**Ash**

|                   |      |                   |      |
|-------------------|------|-------------------|------|
| Beach. . . . .    | VBEA | Fog . . . . .     | VFOG |
| Chestnut. . . . . | VCHE | Pebble . . . . .  | VPEB |
| Drift . . . . .   | VDRI | Whisper . . . . . | VWHI |
| Fawn . . . . .    | VFAW |                   |      |

**Cherry**

|                           |      |                          |      |
|---------------------------|------|--------------------------|------|
| Blossom Cherry . . . . .  | VBLC | Java Cherry. . . . .     | VJAC |
| Cordovan Cherry . . . . . | VCNC | Millwork Cherry. . . . . | VMWC |
| Golden Cherry . . . . .   | VGNC |                          |      |

**Maple**

|                         |      |                       |      |
|-------------------------|------|-----------------------|------|
| Caramel Maple . . . . . | VCMM | Sugar Maple . . . . . | VSUM |
| Solar Maple. . . . .    | VSLM |                       |      |

**Walnut**

|                           |      |                         |      |
|---------------------------|------|-------------------------|------|
| Brighton Walnut . . . . . | VBRW | Natural Walnut. . . . . | VNAW |
| Espresso Walnut. . . . .  | VESW |                         |      |

**PVC Edge Colors**

|                           |      |                            |      |
|---------------------------|------|----------------------------|------|
| Absolute Acajou . . . . . | CABA | Nimbus. . . . .            | CNIM |
| Alloy. . . . .            | CALY | Pearl . . . . .            | CPEA |
| Carbon. . . . .           | CCAR | Platinum. . . . .          | CPLA |
| Champagne . . . . .       | CCHA | Pralines & Cream . . . . . | CPRC |
| Coconut . . . . .         | CCOC | Shadow . . . . .           | CSHA |
| Ebony. . . . .            | CEBO | Snow . . . . .             | CSNO |
| Florence Walnut . . . . . | CFLW | Stone . . . . .            | CSTO |
| Fossil . . . . .          | CFOS | Storm. . . . .             | CSTM |
| Graphite . . . . .        | CGRA | Whisper . . . . .          | CWHI |
| Grey. . . . .             | CGRE | White Linen . . . . .      | CWHL |
| Kensington Maple. . . . . | CKEM |                            |      |

**T-Mold Edge Colors**

|                    |      |                 |      |
|--------------------|------|-----------------|------|
| Ebony. . . . .     | TEBO | Nimbus. . . . . | TNIM |
| Graphite . . . . . | TGRA | Storm. . . . .  | TSTM |

**Wood Edge Species**

|                  |     |                  |     |
|------------------|-----|------------------|-----|
| Ash . . . . .    | A01 | Maple. . . . .   | M01 |
| Cherry . . . . . | C01 | Walnut . . . . . | W01 |

**Wood Edge Finishes**

**Ash**

|                   |      |                   |      |
|-------------------|------|-------------------|------|
| Beach. . . . .    | WBEA | Fog . . . . .     | WFOG |
| Chestnut. . . . . | WCHE | Pebble . . . . .  | WPEB |
| Drift . . . . .   | WDRI | Whisper . . . . . | WWHI |
| Fawn . . . . .    | WFAW |                   |      |

**Cherry**

|                           |      |                          |      |
|---------------------------|------|--------------------------|------|
| Blossom Cherry . . . . .  | WBLC | Java Cherry. . . . .     | WJAC |
| Cordovan Cherry . . . . . | WCNC | Millwork Cherry. . . . . | WMWC |
| Golden Cherry . . . . .   | WGNC |                          |      |

**Maple**

|                         |      |                       |      |
|-------------------------|------|-----------------------|------|
| Caramel Maple . . . . . | WCMM | Sugar Maple . . . . . | WSUM |
| Solar Maple. . . . .    | WSLM |                       |      |

**Walnut**

|                           |      |                         |      |
|---------------------------|------|-------------------------|------|
| Brighton Walnut . . . . . | WBRW | Natural Walnut. . . . . | WNAW |
| Espresso Walnut. . . . .  | WESW |                         |      |

**Studio Steel®**

Versteel's "urban fabrication" process leaves the telltale signs of welding and assembly on the surface, highlighting a manufacturing aesthetic. Choosing a clear or transparent powder coat is recommended, allowing tonal striations (created as a result of extreme heat), natural textures, and the inherent qualities of raw steel to show through.

Studio Steel Process . . . . . \$165

**Powder Coat Finishes**

All powder coat finishes in the Versteel offering have been formulated with the use of epoxy, polyester or epoxy and polyester blends to maximize the finish durability.

**Powder Coat Finish Options**

Powder Coat - Standard . . . . . n/c  
 Powder Coat - Premium (Hope) . . . . . \$165  
 Powder Coat - Premium (Platinum) . . . . . \$488

**Powder Coat Colors**

|                          |       |                                   |       |
|--------------------------|-------|-----------------------------------|-------|
| Alloy . . . . .          | .PALY | Mint . . . . .                    | .PMNT |
| Amethyst . . . . .       | .PAME | Navy . . . . .                    | .PNAV |
| Anthracite . . . . .     | .PANT | Nimbus . . . . .                  | .PNIM |
| Black Anodized . . . . . | .PBLA | Nutmeg . . . . .                  | .PNUT |
| Bronze . . . . .         | .PBRO | ◆ Pacific . . . . .               | .PPAC |
| Calypso . . . . .        | .PCAL | Pearl . . . . .                   | .PPEA |
| Carbon . . . . .         | .PCAR | Pebble . . . . .                  | .PPEB |
| Champagne . . . . .      | .PCHA | Ⓟ Platinum . . . . .              | .PPLA |
| Coconut . . . . .        | .PCOC | Poppy . . . . .                   | .PPOP |
| ◆ Copper . . . . .       | .PCOP | ◆ Raven . . . . .                 | .PRAV |
| Crimson . . . . .        | .PCRI | Royal . . . . .                   | .PROY |
| ◆ Crystal . . . . .      | .PCRY | ◆ Satin . . . . .                 | .PSAT |
| Daffodil . . . . .       | .PDAF | Seaside . . . . .                 | .PSEA |
| Ebony . . . . .          | .PEBO | Shipyard . . . . .                | .PSHI |
| Forest . . . . .         | .PFOR | Silver . . . . .                  | .PSIL |
| Fossil . . . . .         | .PFOS | Snow . . . . .                    | .PSNO |
| ◆ Garnet . . . . .       | .PGAR | Stone . . . . .                   | .PSTO |
| ◆ Gold . . . . .         | .PGOL | Storm . . . . .                   | .PSTM |
| Graphite . . . . .       | .PGRA | Terra Cotta . . . . .             | .PTEC |
| Ⓟ Hope . . . . .         | .PHOP | Whisper . . . . .                 | .PWHI |
| Kelly Green . . . . .    | .PKEG | White Linen . . . . .             | .PWHL |
| ◆ Matte . . . . .        | .PMAT | Powder Coat Alternative . . . . . | .OPA  |
| Mica . . . . .           | .PMIC |                                   |       |

**Transparent Powder Coats (indicated by ◆)**

Please note that the transparent characteristics of these powders allow all natural welds and textures inherent to raw steel to be visible.

**Premium Powder Coats (indicated by Ⓟ)**

Versteel's premium process uses specially formulated powder coats for a truly unique color palette.

**Chrome**

Versteel applies a deep luster chrome plated finish. Chrome is the most durable finish available. Specify Chrome and add \$406 list per table.

Chrome . . . . . ECHR

**Special Laminate****Call for quotation**

Specify code **TSP** (Special Laminate), indicate the quoted charges per table

Special laminates and patterns can be specified as an option. To specify, contact Versteel Customer Service for availability and pricing.

**NOTE** LAMINATES IN STANDARD COLORS AND TEXTURES FROM FORMICA, NEVAMAR, PIONITE AND WILSONART ARE STANDARD

**CAUTION** LAMINATE MANUFACTURERS CHANGE STANDARD OFFERINGS FREQUENTLY, MAKING IT POSSIBLE A STANDARD PRODUCT CAN BECOME UNAVAILABLE. VERSTEEL CANNOT BE RESPONSIBLE FOR ANY INCONVENIENCE THIS MAY CAUSE.

**Custom PVC Color Match****Call for quotation / one time charge per color, per order**

Specify code **OCP** (Custom PVC Color Match), add cost from Versteel quotation

PVC Color Match can be the selection of a color that is available from a Versteel supplier or a new custom color developed for the order. Minimum footage requirements mean that the amount of material needed for your order will effect the cost.

For PVC Color Matching you must supply a color reference sample. Versteel will review the sample for possible existing colors available and send a sample for customer approval. If no color match exists, a custom match will be developed and sampled for customer approval before a production schedule is established.

**Custom T-Mold Color Match****Call for quotation / one time charge per color, per order**

Specify code **OCT** (Custom T-Mold Color Match), add cost from Versteel quotation

T-Mold Color Match can be the selection of a color that is available from a Versteel supplier or a new custom color developed for the order. Minimum footage requirements mean that the amount of material needed for your order will effect the cost.

For T-Mold Color Matching you must supply a color reference sample. Versteel will review the sample for possible existing colors available and send a sample for customer approval. If no color match exists, a custom match will be developed and sampled for customer approval before a production schedule is established.

**Powder Coat Alternative****Call for quotation**

Specify code **OPA** (Powder Coat Alternative), add cost from Versteel quotation

Powder Coat Alternative is available from Versteel. The entire RAL color reference along with hundreds of other color and finishes are available.

For Powder Coat Alternative matching, you must supply a color reference sample, or an RAL number. Versteel will review the sample for possible existing colors available and send a sample for customer approval. If no color match exists a custom match can be developed. Call Versteel Customer Service for associated upcharges on custom color development.

**Stain Finish Match**

\$996 / one time charge per finish, per order

Specify code **OSM** (Stain Finish Match), add \$996.00 list per finish, per order

Alternative Stain Finishes are available for veneer and wood edged tops.

For Stain Finish Matching you must supply two 4" x 4" finish color and grain reference samples. An expertly finish matched sample will be provided for customer approval.

**Veneer and Wood Edge Alternatives****Call for quotation**

For veneer and wood edge requirements other than the standard plain sliced Ash, Cherry, Maple and Walnut, contact Versteel Customer Service. Versteel is adept at working with a host of domestic and exotic materials. From inlays, figures, pie cuts and special edge profiles, to custom fill levels and sheens, each top is created using the best of technology and old world craftsmanship. The items you only imagined or expected to only be available from a millwork shop are now just another part of your Versteel order. Call Versteel Customer Service for availability and quotation.

**Wood Finish Alternatives****Call for quotation**

When veneer tables are required to have a finish other than the standard natural grain fill level finish appearance, semi-filled or full-filled finishes are available by requesting a quote from Versteel. Call Versteel Customer Service for availability and quotation.

**Table Top and Edge Alternatives**

Table tops and/or edges can be produced in alternative materials if desired. Contact Versteel Customer Service for pricing and availability.

**Alternate Core Construction**

Alternate core constructions are available, including medium density fiberboard (MDF), and cores that contain no urea formaldehyde. Contact Versteel Customer Service for pricing and availability.

**NOTE** CUSTOMS OR ALTERNATIVES MAY AFFECT STANDARD PRODUCTION SCHEDULES

**Alternate Table Height 32" and Under****\$100 / table**

Specify code **BAH** (Alternate Height 32" and under), indicate desired table height (32" or less), add \$100.00 list per table

Suggested typing height table is 26 3/4"  
Suggested wheelchair height table is 32"  
Suggested stand up height table is 42"

**NOTE** FOR OTHER TABLE HEIGHT REQUIREMENTS CONTACT VERSTEEL CUSTOMER SERVICE FOR STRUCTURAL DETAILS, PRICING AND AVAILABILITY

**Panel Modesty, Laminate****\$4126 / each**

Specify code **MPL** (Panel Modesty, Laminate), add \$412 list per table.

Panel Modesty, Laminate is specified with the table and the length and shape is determined by the table top selection of rectangle or arc rectangle. Inserts are included in the table top with hook brackets and handwheels factory installed. Panel is hung from hook brackets in the field after table set up. Panel Modesty finishes match table top finish selections. When table is tilted or nested the Panel Modesty tilts against the leg.

**Panel Modesty, Veneer****\$1022 / each**

Specify code **MPV** (Panel Modesty, Veneer), add \$1022.00 list per table.

Panel Modesty, Veneer is specified with the table and the length and shape is determined by the table top selection of rectangle or arc rectangle. Inserts are included in the table top with hook brackets and handwheels factory installed. Panel is hung from hook brackets in the field after table set up. Panel Modesty finishes match table top finish selections. When table is tilted or nested the Panel Modesty tilts against the leg.

**Top Custom Cutout****\$120 / cutout**

Specify code **TCC** (Top Custom Cutout), add \$120.00 list per cutout

Top Custom Cutout requires a drawing for production and is subject to approvals.

**Table Link****\$251 / table**

Specify code **TLK** (Table Link), add \$251.00 list per table

Table Link is for linking Versteel table configurations in typical room situations. Table link will prevent the accidental disconnection of power supply to adjacent tables. Available on tables with PVC, 3mm Wood, Wood Square, Wood Fluted and Ergo user side edge details.



Closed end link brackets are provided for tops without bases or tables with a base that does not allow the table to stand alone.

**Table Link - Ends Only****\$135 / table**

Specify code **TLE** (Table Link - Ends Only), add \$135.00 list per table

Table Link is for linking Versteel table configurations in typical room situations. Specify Table Link - Ends Only when your configuration requires linking on the table ends only. Available on tables with PVC, 3mm Wood, Wood Square, Wood Fluted and Ergo user side edge details. Table Link - Ends Only is included with electrical package options. This will prevent the accidental disconnection of power supply to adjacent tables.





**Laptop Locker**

\$1375 / locker

\*Fixed tables only (not available on tilt, slim-tilt or folding tables)

Specify code **TLA1** (One Laptop Locker) or code **TLA2** (Two Laptop Lockers) add \$1375.00 list per Laptop Locker.

Indicate Manual Locking Keyed Individually **TMKI**, Manual Locking Keyed Alike **TMKA** or Electronic Locking **TLEL**. Add \$359.00 list per Laptop Locker when Electronic Locking is specified AND **TLPU** (Laptop Locker power unit) which is required for the electronic locking option, add \$557.00 list (Power unit sequences up to 10 lockers, includes 1 key).

The minimum table width available with Laptop Locker is 24".



The minimum table length available with Laptop Locker is 36". The maximum table length available is 96".

2 Laptop Lockers can be installed starting at a table length of 60" or greater (table subject to additional base and/or support base when more than one unit is installed in top greater than or equal to 72").

All lockers to have urethane edge on locker door and top opening. Specify Urethane color when ordering a laptop locker.

**Urethane Colors**

|                         |                            |
|-------------------------|----------------------------|
| Alloy . . . . . UALY    | Pearl . . . . . UPEA       |
| Ebony . . . . . UEBO    | Stone . . . . . USTO       |
| Fossil . . . . . UFOS   | Storm . . . . . USTM       |
| Graphite . . . . . UGRA | Whisper . . . . . UWHI     |
| Nimbus . . . . . UNIM   | White Linen . . . . . UWHL |



**NOTE** LAPTOP LOCKER IS NOT AVAILABLE ON VENEER TOP SURFACES, WOODGRAIN OR DIRECTIONAL PATTERN LAMINATES OR TABLE WITH LIGHTWEIGHT LAMINATE CORE.

For additional questions contact Versteel Customer Service at 800.876.2120.



Questions?






800 876 2120

| Base Style  | Table Description | Model #      | Product Wt | top thickness > |        | top thickness price > |        | top thickness > |        | top thickness price > |        |
|---|-------------------|--------------|------------|-----------------|--------|-----------------------|--------|-----------------|--------|-----------------------|--------|
|   |                   |              |            | 7/8"            | 1 1/4" | 7/8"                  | 1 1/4" | 7/8"            | 1 1/4" | 7/8"                  | 1 1/4" |
| <br>XI   | 30 Fix            | TYX1 30RDFX  | 39         | 978             | 1104   | 1449                  | 1492   | 1771            | 1818   |                       |        |
|   | 30 Tilt           | TYX1 30RDTL  | 45         | 1152            | 1279   | 1621                  | 1670   | 1943            | 1991   |                       |        |
|   | 36 Fix            | TYX1 36RDFX  | 57         | 1061            | 1213   | 1640                  | 1690   | 2031            | 2092   |                       |        |
|   | 36 Tilt           | TYX1 36RDTL  | 63         | 1232            | 1386   | 1811                  | 1865   | 2206            | 2266   |                       |        |
|   | 42 Fix            | TYX1 42RDFX  | 73         | 1429            | 1630   | 2148                  | 2209   | 2629            | 2700   |                       |        |
|   | 42 Tilt           | TYX1 42RDTL  | 76         | 1604            | 1802   | 2318                  | 2389   | 2801            | 2877   |                       |        |
| <br>XIS | 30 Stand Fix      | TYXIS 30RDFX | 40         | 1074            | 1203   | 1544                  | 1590   | 1865            | 1915   |                       |        |
|   | 30 Stand Tilt     | TYXIS 30RDTL | 46         | 1250            | 1374   | 1721                  | 1772   | 2041            | 2088   |                       |        |
|   | 36 Stand Fix      | TYXIS 36RDFX | 58         | 1326            | 1482   | 1906                  | 1966   | 2299            | 2360   |                       |        |
|   | 36 Stand Tilt     | TYXIS 36RDTL | 64         | 1501            | 1652   | 2078                  | 2143   | 2472            | 2534   |                       |        |

To Order, Specify...

- 1 Model Number
- 2 Top Material
- 3 Edge Style and Thickness
- 4 Edge Color
- 5 Base Color
- 6 Additional Options



| Veneer Wood   | Veneer 1 1/4" Wood  | Veneer 1 1/4" Wood  |
|---|---|---|
| Flat  | Square  | Bullnose  |
|  |  |  |
| <b>VW1R</b>   | <b>VWS1 VWS2</b>  | <b>VWB1 VWB2</b>  |
| 7/8"  | 7/8" 1 1/4"   | 7/8" 1 1/4"   |
| Fluted  | Fluted  |   |
|  |  |   |
| <b>VWF1R</b>  | <b>VWF1 VWF2</b>  |   |
| 7/8"  | 7/8" 1 1/4"   |   |
| 7/8"  | 7/8"  | 1 1/4"  |
| 2430  | 2651  | 2848  |
| 2603  | 2824  | 3020  |
| 2782  | 3041  | 3319  |
| 2955  | 3216  | 3490  |
| 3449  | 3759  | 4084  |
| 3623  | 3935  | 4257  |
| 2530  | 2747  | 2943  |
| 2699  | 2920  | 3115  |
| 3055  | 3311  | 3587  |
| 3226  | 3483  | 3757  |

**Finish Options**

|                             | <b>Code</b> | <b>Price</b> |
|-----------------------------|-------------|--------------|
| Powder Coat, Standard ..... |             | n/c          |
| Powder Coat, Premium.....   |             | \$ 165       |
| Platinum.....               |             | \$ 488       |

**Top Options**

|                                  |     |        |
|----------------------------------|-----|--------|
| Special Laminate.....            | TSP | call   |
| Custom Cutout (per cutout) ..... | TCC | \$ 120 |

**Power + Data Options**






Please reference the Power + Data Price List

**Wire Management Options**

|   |     |        |
|---|-----|--------|
| Cable Hook Legway .....                           | WCK | \$ 119 |
| 1 Oval Brush Grommet, Provide Location Print..... | WOG | \$ 97  |
| 1 Round Grommet, Provide Location Print .....     | WRG | \$ 76  |





| Veneer Wood   | Veneer 1 1/4" Wood  | Veneer 1 1/4" Wood  |
|---|---|---|
| Flat  | Square  | Bullnose  |
| <br><b>VW1R</b><br>or<br><b>VW1S</b><br>7/8"   | <br><b>VWS1</b> <b>VWS2</b><br>7/8"   1 1/4" | <br><b>VWB1</b> <b>VWB2</b><br>7/8"   1 1/4" |
| Fluted  | Fluted  |   |
| <br><b>VWF1R</b><br>or<br><b>VWF1S</b><br>7/8" | <br><b>VWF1</b> <b>VWF2</b><br>7/8"   1 1/4" |   |
| 7/8"  | 7/8"  | 1 1/4"  |
| 1814  | 1992  | 2027  |
| 1987  | 2166  | 2201  |
| 2108  | 2314  | 2375  |
| 2281  | 2489  | 2545  |
| 2590  | 2841  | 2916  |
| 2764  | 3012  | 3086  |
| 2997  | 3294  | 3366  |
| 3167  | 3465  | 3539  |
| 1912  | 2089  | 2124  |
| 2083  | 2262  | 2297  |
| 2205  | 2412  | 2469  |
| 2377  | 2584  | 2639  |
| 2689  | 2937  | 3011  |
| 2856  | 3106  | 3180  |

**Finish Options**

**Code**   **Price**

|                             |        |
|-----------------------------|--------|
| Powder Coat, Standard ..... | n/c    |
| Powder Coat, Premium.....   | \$ 165 |
| Platinum.....               | \$ 488 |

**Top Options**

|                                  |                   |
|----------------------------------|-------------------|
| Table Link (ends only) .....     | <b>TLE</b> \$ 135 |
| Special Laminate.....            | <b>TSP</b> call   |
| Custom Cutout (per cutout) ..... | <b>TCC</b> \$ 120 |

**Power + Data Options**

Please reference the Power + Data Price List

**Wire Management Options**

|   |                   |
|---|-------------------|
| Cable Hook Legway .....                           | <b>WCK</b> \$ 119 |
| 1 Oval Brush Grommet, Provide Location Print..... | <b>WOG</b> \$ 97  |
| 1 Round Grommet, Provide Location Print .....     | <b>WRG</b> \$ 76  |



Questions?

800 876 2120

Overlapping Folding Bases

edge ordering code (radius corner) >  
or  
edge ordering code (square corner) >  
top thickness >

edge ordering code (radius corner) >  
or  
edge ordering code (square corner) >  
top thickness >






top >  
edge >

| Laminate PVC                 | Laminate T-Mold                                  | Laminate Wood                | Laminate Soft PVC              | Laminate 1 1/2" Wood             | Laminate 1 1/4" Wood         |                              |                              |                            |                              |
|------------------------------|--|------------------------------|--------------------------------|----------------------------------|------------------------------|------------------------------|------------------------------|----------------------------|------------------------------|
| Flat                         | Convex   | Flat                         | Bumper                         | Square                           | Bullnose                     |                              |                              |                            |                              |
|                              |  |                              |                                |                                  |                              |                              |                              |                            |                              |
| LP1R<br>or<br>LP1S<br>7/8"   | LP2R<br>or<br>LP2S<br>1 1/4"                     | LT1                          | LT2                            | LW1R<br>or<br>LW1S<br>7/8"       | LW2R<br>or<br>LW2S<br>1 1/4" | LB1R<br>or<br>LB1S<br>7/8"   | LB2R<br>or<br>LB2S<br>1 1/4" | LWS1<br>or<br>LWS2<br>7/8" | LWB1<br>or<br>LWB2<br>1 1/4" |
| Fluted                       |  | Fluted                       | Reverse Bevel Acrylic          | Fluted                           |                              |                              |                              |                            |                              |
|                              |  |                              |                                |                                  |                              |                              |                              |                            |                              |
| LPF1R<br>or<br>LPF1S<br>7/8" | LPF2R<br>or<br>LPF2S<br>1 1/4"                   | LWF1R<br>or<br>LWF1S<br>7/8" | LWF2R<br>or<br>LWF2S<br>1 1/4" | LMRA2R<br>or<br>LMRA2S<br>1 1/4" | LWF1<br>or<br>LWF2<br>7/8"   | LWF2<br>or<br>LWF1<br>1 1/4" |                              |                            |                              |
| 7/8"                         | 1 1/4"   | 7/8"                         | 1 1/4"                         | 7/8"                             | 1 1/4"                       |                              |                              |                            |                              |
| <b>Base Style</b>            | <b>Table Description</b>                         | <b>Model #</b>               | <b>Product Wt</b>              |                                  |                              |                              |                              |                            |                              |
|                              | 20 x 42 Fix                                      | TY1 2042REFX                 | 46                             | 962                              | 1064                         | 1281                         | 1322                         | 1500                       | 1529                         |
|                              | 20 x 48 Fix                                      | TY1 2048REFX                 | 50                             | 985                              | 1089                         | 1306                         | 1346                         | 1524                       | 1551                         |
|                              | 20 x 48 Fold <input checked="" type="checkbox"/> | TY1 2048REFO                 | 52                             | 1409                             | 1511                         | 1727                         | 1779                         | 1947                       | 1975                         |
|                              | 20 x 48 Slim-Tilt                                | TY1 2048REST                 | 62                             | 1331                             | 1433                         | 1649                         | 1698                         | 1869                       | 1901                         |
|                              | 20 x 60 Fix                                      | TY1 2060REFX                 | 61                             | 1080                             | 1152                         | 1447                         | 1490                         | 1696                       | 1736                         |
|                              | 20 x 60 Fold                                     | TY1 2060REFD                 | 63                             | 1502                             | 1573                         | 1867                         | 1926                         | 2118                       | 2155                         |
|                              | 20 x 60 Slim-Tilt                                | TY1 2060REST                 | 73                             | 1423                             | 1499                         | 1791                         | 1848                         | 2043                       | 2078                         |
|                              | 20 x 72 Fix                                      | TY1 2072REFX                 | 69                             | 1135                             | 1242                         | 1580                         | 1630                         | 1883                       | 1967                         |
|                              | 20 x 72 Fold                                     | TY1 2072REFD                 | 71                             | 1564                             | 1662                         | 2001                         | 2065                         | 2304                       | 2386                         |
|                              | 20 x 72 Slim-Tilt                                | TY1 2072REST                 | 81                             | 1485                             | 1586                         | 1928                         | 1985                         | 2226                       | 2312                         |
|                              | 20 x 84 Fix                                      | TY1 2084REFX                 | 76                             | 1277                             | 1388                         | 1888                         | 1946                         | 2299                       | 2328                         |
|                              | 20 x 84 Fold                                     | TY1 2084REFD                 | 78                             | 1695                             | 1810                         | 2309                         | 2378                         | 2722                       | 2749                         |
|                              | 20 x 84 Slim-Tilt                                | TY1 2084REST                 | 88                             | 1617                             | 1732                         | 2232                         | 2299                         | 2643                       | 2671                         |
|                              | 20 x 90 Fix                                      | TY1 2090REFX                 | 80                             | 1399                             | 1501                         | 2153                         | 2218                         | 2663                       | 2689                         |
|                              | 20 x 90 Fold                                     | TY1 2090REFD                 | 82                             | 1819                             | 1921                         | 2576                         | 2651                         | 3422                       | 3445                         |
|                              | 20 x 90 Slim-Tilt                                | TY1 2090REST                 | 92                             | 1745                             | 1843                         | 2500                         | 2578                         | 3008                       | 3032                         |
|                              | 20 x 96 Fix                                      | TY1 2096REFX                 | 84                             | 1399                             | 1501                         | 2153                         | 2218                         | 2663                       | 2689                         |
|                              | 20 x 96 Fold                                     | TY1 2096REFD                 | 86                             | 1819                             | 1921                         | 2576                         | 2651                         | 3422                       | 3445                         |
| 20 x 96 Slim-Tilt            | TY1 2096REST                                     | 96                           | 1745                           | 1843                             | 2500                         | 2578                         | 3008                         | 3032                       |                              |

To Order, Specify...

- 1 Model Number
- 2 Top Material
- 3 Edge Style and Thickness
- 4 Edge Color
- 5 Base Color
- 6 Additional Options



| Veneer Wood   | Veneer 1 1/4" Wood  | Veneer 1 1/4" Wood  |
|---|---|---|
| Flat  | Square  | Bullnose  |
|  |  |  |
| <b>VWIR</b><br>or<br><b>VWIS</b><br>7/8"  | <b>VWS1</b> 7/8" <b>VWS2</b> 1 1/4"   | <b>VWB1</b> 7/8" <b>VWB2</b> 1 1/4"   |
| Fluted  | Fluted  |   |
|  |  |   |
| <b>VWFIR</b><br>or<br><b>VWFIS</b><br>7/8"  | <b>VWF1</b> 7/8" <b>VWF2</b> 1 1/4"   |   |
| 7/8"  | 7/8"  | 1 1/4"  |
| 2136  | 2320  | 2501  |
| 2158  | 2346  | 2526  |
| 2584  | 2770  | 2948  |
| 2506  | 2693  | 2870  |
| 2340  | 2542  | 2768  |
| 2761  | 2963  | 3525  |
| 2685  | 2884  | 3449  |
| 2530  | 2752  | 3000  |
| 2948  | 3513  | 3422  |
| 2875  | 3346  | 3439  |
| 2740  | 2988  | 3259  |
| 3502  | 3409  | 3678  |
| 3423  | 3335  | 3599  |
| 3555  | 3522  | 3836  |
| 3634  | 3942  | 4257  |
| 3561  | 3869  | 4185  |
| 3555  | 3522  | 3836  |
| 3634  | 3942  | 4257  |
| 3561  | 3869  | 4185  |

**Finish Options**

|                             | Code | Price  |
|-----------------------------|------|--------|
| Chrome .....                |      | \$ 406 |
| Powder Coat, Standard ..... |      | n/c    |
| Powder Coat, Premium.....   |      | \$ 165 |
| Platinum.....               |      | \$ 488 |

**Top Options**

|                                  |     |        |
|----------------------------------|-----|--------|
| Table Link (ends only) .....     | TLE | \$ 135 |
| Special Laminate.....            | TSP | call   |
| Custom Cutout (per cutout) ..... | TCC | \$ 120 |

**Power + Data Options**

Please reference the Power + Data Price List

**Wire Management Options**

|   |     |        |
|---|-----|--------|
| Cable Hook Legway .....                           | WCK | \$ 119 |
| 1 Oval Brush Grommet, Location A.....             | WOA | \$ 97  |
| 2 Oval Brush Grommets, Location D.....            | WOD | \$ 194 |
| 2 Oval Brush Grommets, Location E.....            | WOE | \$ 194 |
| 1 Oval Brush Grommet, Provide Location Print..... | WOG | \$ 97  |
| 1 Round Grommet, Location A.....                  | WRA | \$ 76  |
| 2 Round Grommets, Location D.....                 | WRD | \$ 152 |
| 2 Round Grommets, Location E.....                 | WRE | \$ 152 |
| 1 Round Grommet, Provide Location Print .....     | WRG | \$ 76  |






**Modesty Options**

|                       |     |         |
|-----------------------|-----|---------|
| Panel, Laminate ..... | MPL | \$ 412  |
| Panel, Veneer.....    | MPV | \$ 1022 |







| Veneer Wood   | Veneer 1 1/4" Wood   | Veneer 1 1/4" Wood   |
|---|--|--|
| Flat<br><br><b>VWIR</b><br>or<br><b>VWIS</b><br>7/8"     | Square<br><br><b>VWS1</b> 7/8" <b>VWS2</b> 1 1/4" | Bullnose<br><br><b>VWB1</b> 7/8" <b>VWB2</b> 1 1/4" |
| Fluted<br><br><b>VWFIR</b><br>or<br><b>VWFIS</b><br>7/8" | Fluted<br><br><b>VWF1</b> 7/8" <b>VWF2</b> 1 1/4" |  |
| 7/8"  | 7/8"   1 1/4"  |  |
| 2244  | 2439   | 2636   |
| 2267  | 2463   | 2662   |
| 2692  | 2884   | 3082   |
| 2613  | 2808   | 3002   |
| 2511  | 2738   | 2953   |
| 2932  | 3156   | 3373   |
| 2856  | 3082   | 3299   |
| 2739  | 2985   | 3253   |
| 3159  | 3408   | 3675   |
| 3083  | 3334   | 3597   |
| 3015  | 3299   | 3588   |
| 3437  | 3718   | 4009   |
| 3362  | 3644   | 3933   |
| 3396  | 3720   | 4051   |
| 3819  | 4141   | 4475   |
| 3744  | 4068   | 4398   |
| 3396  | 3720   | 4051   |
| 3819  | 4141   | 4475   |
| 3744  | 4068   | 4398   |

**Finish Options**

|                             | Code | Price  |
|-----------------------------|------|--------|
| Chrome .....                |      | \$ 406 |
| Powder Coat, Standard ..... |      | n/c    |
| Powder Coat, Premium.....   |      | \$ 165 |
| Platinum.....               |      | \$ 488 |

**Top Options**

|                                  |     |        |
|----------------------------------|-----|--------|
| Table Link (ends only) .....     | TLE | \$ 135 |
| Special Laminate.....            | TSP | call   |
| Custom Cutout (per cutout) ..... | TCC | \$ 120 |

**Power + Data Options**

Please reference the Power + Data Price List

**Wire Management Options**

|   |     |        |
|---|-----|--------|
| Cable Hook Legway .....                           | WCK | \$ 119 |
| 1 Oval Brush Grommet, Location A.....             | WOA | \$ 97  |
| 2 Oval Brush Grommets, Location D.....            | WOD | \$ 194 |
| 2 Oval Brush Grommets, Location E.....            | WOE | \$ 194 |
| 1 Oval Brush Grommet, Provide Location Print..... | WOG | \$ 97  |
| 1 Round Grommet, Location A.....                  | WRA | \$ 76  |
| 2 Round Grommets, Location D.....                 | WRD | \$ 152 |
| 2 Round Grommets, Location E.....                 | WRE | \$ 152 |
| 1 Round Grommet, Provide Location Print .....     | WRG | \$ 76  |

**Modesty Options**

|                       |     |         |
|-----------------------|-----|---------|
| Panel, Laminate ..... | MPL | \$ 412  |
| Panel, Veneer.....    | MPV | \$ 1022 |



Questions?

800 876 2120

- Overlapping Folding Bases
- Indicates Number of Bases

top >  
edge >






edge ordering code (radius corner) >  
or  
edge ordering code (square corner) >  
top thickness >

|              | Laminate PVC                 |                                | Laminate T-Mold |               | Laminate Wood                |                                | Laminate Soft PVC                |                | Laminate 1 1/2" Wood |                | Laminate 1 1/4" Wood |                |  |
|--------------|------------------------------|--------------------------------|-----------------|---------------|------------------------------|--------------------------------|----------------------------------|----------------|----------------------|----------------|----------------------|----------------|--|
|              | Flat                         |                                | Convex          |               | Flat                         |                                | Bumper                           |                | Square               |                | Bullnose             |                |  |
|              | LP1R<br>or<br>LP1S<br>7/8"   | LP2R<br>or<br>LP2S<br>1 1/4"   | LT1<br>7/8"     | LT2<br>1 1/4" | LW1R<br>or<br>LW1S<br>7/8"   | LW2R<br>or<br>LW2S<br>1 1/4"   | LB1R<br>7/8"                     | LB2R<br>1 1/4" | LWS1<br>7/8"         | LWS2<br>1 1/4" | LWB1<br>7/8"         | LWB2<br>1 1/4" |  |
|              | Fluted                       |                                |                 |               | Fluted                       |                                | Reverse Bevel Acrylic            |                | Fluted               |                |                      |                |  |
|              | LPF1R<br>or<br>LPF1S<br>7/8" | LPF2R<br>or<br>LPF2S<br>1 1/4" |                 |               | LWF1R<br>or<br>LWF1S<br>7/8" | LWF2R<br>or<br>LWF2S<br>1 1/4" | LMRA2R<br>or<br>LMRA2S<br>1 1/4" |                |                      | LWF1<br>7/8"   | LWF2<br>1 1/4"       |                |  |
|              | 7/8"                         |                                | 1 1/4"          |               | 7/8"                         |                                | 1 1/4"                           |                | 7/8"                 |                | 1 1/4"               |                |  |
| Base Style   | Table Description            | Model #                        | Product Wt      |               |                              |                                |                                  |                |                      |                |                      |                |  |
|              | 30 x 42 Fix                  | TY1 3042REFX                   | 61              | 1029          | 1108                         | 1398                           | 1442                             | 1644           | 1711                 |                |                      |                |  |
|              | 30 x 42 Slim-Tilt            | TY1 3042REST                   | 65              | 1056          | 1133                         | 1422                           | 1466                             | 1667           | 1736                 |                |                      |                |  |
|              | 30 x 48 Fix                  | TY1 3048REFX                   | 71              | 1159          | 1295                         | 1612                           | 1661                             | 1918           | 1966                 |                |                      |                |  |
|              | 30 x 48 Fold                 | TY1 3048REFO                   | 75              | 1583          | 1716                         | 2034                           | 2095                             | 2342           | 2386                 |                |                      |                |  |
|              | 30 x 48 Slim-Tilt            | TY1 3048REST                   | 83              | 1504          | 1636                         | 1956                           | 2016                             | 2262           | 2309                 |                |                      |                |  |
|              | 30 x 60 Fix                  | TY1 3060REFX                   | 87              | 1240          | 1297                         | 1819                           | 1875                             | 2209           | 2474                 |                |                      |                |  |
|              | 30 x 60 Fold                 | TY1 3060REFD                   | 91              | 1661          | 1721                         | 2238                           | 2309                             | 2633           | 2896                 |                |                      |                |  |
|              | 30 x 60 Slim-Tilt            | TY1 3060REST                   | 99              | 1580          | 1640                         | 2160                           | 2229                             | 2555           | 2821                 |                |                      |                |  |
|              | 30 x 72 Fix                  | TY1 3072REFX                   | 100             | 1348          | 1413                         | 2030                           | 2092                             | 2489           | 2597                 |                |                      |                |  |
|              | 30 x 72 Fold                 | TY1 3072REFD                   | 104             | 1771          | 1836                         | 2457                           | 2531                             | 2911           | 3024                 |                |                      |                |  |
|              | 30 x 72 Slim-Tilt            | TY1 3072REST                   | 112             | 1694          | 1759                         | 2378                           | 2453                             | 2832           | 2945                 |                |                      |                |  |
|              | 30 x 84 Fix                  | TY1 3084REFX                   | 113             | 1455          | 1548                         | 2313                           | 2381                             | 2752           | 2846                 |                |                      |                |  |
|              | 30 x 84 Fold                 | TY1 3084REFD                   | 117             | 1874          | 1969                         | 2735                           | 2819                             | 3176           | 3266                 |                |                      |                |  |
|              | 30 x 84 Slim-Tilt            | TY1 3084REST                   | 125             | 1802          | 1895                         | 2662                           | 2741                             | 3098           | 3188                 |                |                      |                |  |
|              | 30 x 90 Fix                  | TY1 3090REFX                   | 119             | 1660          | 1817                         | 2677                           | 2761                             | 3363           | 3443                 |                |                      |                |  |
|              | 30 x 90 Fold                 | TY1 3090REFD                   | 123             | 2082          | 2236                         | 3103                           | 3193                             | 3786           | 3865                 |                |                      |                |  |
|              | 30 x 90 Slim-Tilt            | TY1 3090REST                   | 131             | 2004          | 2160                         | 3025                           | 3116                             | 3708           | 3788                 |                |                      |                |  |
|              | 30 x 96 Fix                  | TY1 3096REFX                   | 125             | 1660          | 1817                         | 2677                           | 2761                             | 3363           | 3443                 |                |                      |                |  |
|              | 30 x 96 Fold                 | TY1 3096REFD                   | 129             | 2082          | 2236                         | 3103                           | 3193                             | 3786           | 3865                 |                |                      |                |  |
|              | 30 x 96 Slim-Tilt            | TY1 3090REST                   | 137             | 2004          | 2160                         | 3025                           | 3116                             | 3708           | 3788                 |                |                      |                |  |
| 30 x 120 Fix | TY1 30120REFX                | 156                            | 2410            | 2568          | 3780                         | 3894                           | 4700                             | 4782           |                      |                |                      |                |  |

To Order, Specify...

- 1 Model Number
- 2 Top Material
- 3 Edge Style and Thickness
- 4 Edge Color
- 5 Base Color
- 6 Additional Options



| Veneer Wood   | Veneer 1 1/4" Wood   | Veneer 1 1/4" Wood   |
|---|--|--|
| Flat<br><br><b>VWIR</b><br>or<br><b>VWFIS</b><br>7/8"    | Square<br><br><b>VWS1</b> 7/8" <b>VWS2</b> 1 1/4" | Bullnose<br><br><b>VWB1</b> 7/8" <b>VWB2</b> 1 1/4" |
| Fluted<br><br><b>VWFIR</b><br>or<br><b>VWFIS</b><br>7/8" | Fluted<br><br><b>VWF1</b> 7/8" <b>VWF2</b> 1 1/4" |  |
| 7/8"  | 7/8"   1 1/4"  |  |
| 2197  | 2387   | 2564   |
| 2221  | 2412   | 2588   |
| 2512  | 2739   | 2953   |
| 2937  | 3160   | 3375   |
| 2856  | 3082   | 3296   |
| 2787  | 3039   | 3288   |
| 3206  | 3462   | 3708   |
| 3128  | 3382   | 3630   |
| 3118  | 3406   | 3630   |
| 3541  | 3829   | 4051   |
| 3465  | 3751   | 3974   |
| 3410  | 3731   | 4050   |
| 3834  | 4157   | 4472   |
| 3757  | 4079   | 4397   |
| 3834  | 4205   | 4545   |
| 4256  | 4628   | 4966   |
| 4175  | 4554   | 4892   |
| 3834  | 4205   | 4545   |
| 4256  | 4628   | 4966   |
| 4175  | 4554   | 4892   |
| 4980  | 5451   | 5796   |

**Finish Options**

|                             | Code | Price  |
|-----------------------------|------|--------|
| Chrome .....                |      | \$ 406 |
| Powder Coat, Standard ..... |      | n/c    |
| Powder Coat, Premium.....   |      | \$ 165 |
| Platinum.....               |      | \$ 488 |

**Top Options**

|                                  |     |        |
|----------------------------------|-----|--------|
| Table Link (ends only) .....     | TLE | \$ 135 |
| Special Laminate .....           | TSP | call   |
| Custom Cutout (per cutout) ..... | TCC | \$ 120 |

**Power + Data Options**

Please reference the Power + Data Price List

**Wire Management Options**

|  |     |        |
|--|-----|--------|
| Cable Hook Legway .....                            | WCK | \$ 119 |
| 1 Oval Brush Grommet, Location A .....             | WOA | \$ 97  |
| 2 Oval Brush Grommets, Location D.....             | WOD | \$ 194 |
| 2 Oval Brush Grommets, Location E .....            | WOE | \$ 194 |
| 1 Oval Brush Grommet, Provide Location Print ..... | WOG | \$ 97  |
| 1 Round Grommet, Location A .....                  | WRA | \$ 76  |
| 2 Round Grommets, Location D .....                 | WRD | \$ 152 |
| 2 Round Grommets, Location E .....                 | WRE | \$ 152 |
| 1 Round Grommet, Provide Location Print .....      | WRG | \$ 76  |

**Modesty Options**

|                       |     |         |
|-----------------------|-----|---------|
| Panel, Laminate ..... | MPL | \$ 412  |
| Panel, Veneer.....    | MPV | \$ 1022 |



Questions?

800 876 2120












- ☐ Overlapping Folding Bases
- Ⓜ Indicates Number of Bases

top >  
edge >

edge ordering code (radius corner) >  
or  
edge ordering code (square corner) >  
top thickness >

edge ordering code (radius corner) >  
or  
edge ordering code (square corner) >  
top thickness >






top thickness price >

|   |                | Laminate PVC  | Laminate T-Mold   | Laminate Wood  | Laminate Soft PVC   | Laminate 1 1/2" Wood  | Laminate 1 1/2" Wood  |      |      |
|---|----------------|---|---|--|---|---|---|------|------|
|   |                | Flat  | Convex  | Flat   | Bumper  | Square  | Bullnose  |      |      |
|   |                |  |  |  |  |  |  |      |      |
|   |                | LP1R LP2R<br>or<br>LP1S LP2S<br>7/8" 1 1/4"                                       | LT1 LT2<br>7/8" 1 1/4"  | LW1R LW2R<br>or<br>LW1S LW2S<br>7/8" 1 1/4"  | LB1R LB2R<br>7/8" 1 1/4"  | LWS1 LWS2<br>7/8" 1 1/4"  | LWB1 LWB2<br>7/8" 1 1/4"  |      |      |
|   |                | Fluted  |   | Fluted   | Reverse Bevel Acrylic   | Fluted  |   |      |      |
|   |                |  |   |  |  |  |   |      |      |
|   |                | LPF1R LPF2R<br>or<br>LPF1S LPF2S<br>7/8" 1 1/4"                                   |   | LWF1R LWF2R<br>or<br>LWF1S LWF2S<br>7/8" 1 1/4"                                    | LMRA2R<br>or<br>LMRA2S<br>1 1/4"  | LWF1 LWF2<br>7/8" 1 1/4"  |   |      |      |
|   |                | 7/8"  | 1 1/4"  | 7/8"   | 1 1/4"  | 7/8"  | 1 1/4"  |      |      |
|  | 36 x 48 Fix    | TY1 3648REFX  | 81  | 1243   | 1371  | 1898  | 1956  | 2342 | 2423 |
|   | 36 x 48 Fold ☐ | TY1 3648REFO  | 85  | 1664   | 1791  | 2319  | 2392  | 2764 | 2846 |
|   | 36 x 60 Fix    | TY1 3660REFX  | 99  | 1351   | 1473  | 2053  | 2117  | 2526 | 2603 |
|   | 36 x 60 Fold   | TY1 3660REFD  | 103   | 1775   | 1895  | 2472  | 2547  | 2945 | 3025 |
|   | 36 x 72 Fix    | TY1 3672REFX  | 115   | 1418   | 1532  | 2214  | 2282  | 2747 | 2794 |
|   | 36 x 72 Fold   | TY1 3672REFD  | 119   | 1838   | 1954  | 2634  | 2713  | 3169 | 3215 |
|   | 36 x 84 Fix    | TY1 3684REFX  | 130   | 1739   | 1799  | 2567  | 2643  | 3122 | 3192 |
|   | 36 x 84 Fold   | TY1 3684REFD  | 134   | 2158   | 2221  | 2985  | 3079  | 3545 | 3619 |
|   | 36 x 90 Fix    | TY1 3690REFX  | 137   | 1931   | 2127  | 2908  | 2999  | 3566 | 3653 |
|   | 36 x 90 Fold   | TY1 3690REFD  | 141   | 2351   | 2547  | 3331  | 3430  | 3986 | 4073 |
|   | 36 x 96 Fix    | TY1 3696REFX  | 144   | 1931   | 2127  | 2908  | 2999  | 3566 | 3653 |
|   | 36 x 96 Fold   | TY1 3696REFD  | 148   | 2351   | 2547  | 3331  | 3430  | 3986 | 4073 |
|   | 36 x 120 Fix   | TY1 36120REFX Ⓜ   | 180   | 2779   | 2977  | 4162  | 4287  | 5086 | 5179 |

To Order, Specify...

- 1 Model Number
- 2 Top Material
- 3 Edge Style and Thickness
- 4 Edge Color
- 5 Base Color
- 6 Additional Options



| Veneer Wood   | Veneer 1 1/4" Wood   | Veneer 1 1/4" Wood   |
|---|--|--|
| Flat<br><br><b>VWIR</b><br>or<br><b>VWIS</b><br>7/8"     | Square<br><br><b>VWS1</b> 7/8" <b>VWS2</b> 1 1/4" | Bullnose<br><br><b>VWB1</b> 7/8" <b>VWB2</b> 1 1/4" |
| Fluted<br><br><b>VWFIR</b><br>or<br><b>VWFIS</b><br>7/8" | Fluted<br><br><b>VWF1</b> 7/8" <b>VWF2</b> 1 1/4" |  |
| 7/8"  | 7/8"   1 1/4"  |  |
| 3088  | 3409   | 3557   |
| 3513  | 3834   | 3980   |
| 3279  | 3620   | 3761   |
| 3699  | 4041   | 4186   |
| 3659  | 4049   | 4204   |
| 4079  | 4470   | 4624   |
| 3988  | 4416   | 4601   |
| 4411  | 4840   | 5023   |
| 4267  | 4731   | 4934   |
| 4686  | 5154   | 5352   |
| 4267  | 4731   | 4934   |
| 4686  | 5154   | 5352   |
| 5590  | 6174   | 6375   |

**Finish Options**

|                             | Code | Price  |
|-----------------------------|------|--------|
| Chrome .....                |      | \$ 406 |
| Powder Coat, Standard ..... |      | n/c    |
| Powder Coat, Premium.....   |      | \$ 165 |
| Platinum.....               |      | \$ 488 |

**Top Options**

|                                  |     |        |
|----------------------------------|-----|--------|
| Table Link (ends only) .....     | TLE | \$ 135 |
| Special Laminate.....            | TSP | call   |
| Custom Cutout (per cutout) ..... | TCC | \$ 120 |

**Power + Data Options**

Please reference the Power + Data Price List

**Wire Management Options**

|   |     |        |
|---|-----|--------|
| Cable Hook Legway .....                           | WCK | \$ 119 |
| 1 Oval Brush Grommet, Location A.....             | WOA | \$ 97  |
| 2 Oval Brush Grommets, Location D.....            | WOD | \$ 194 |
| 2 Oval Brush Grommets, Location E.....            | WOE | \$ 194 |
| 1 Oval Brush Grommet, Provide Location Print..... | WOG | \$ 97  |
| 1 Round Grommet, Location A.....                  | WRA | \$ 76  |
| 2 Round Grommets, Location D.....                 | WRD | \$ 152 |
| 2 Round Grommets, Location E.....                 | WRE | \$ 152 |
| 1 Round Grommet, Provide Location Print .....     | WRG | \$ 76  |

**Modesty Options**

|                       |     |         |
|-----------------------|-----|---------|
| Panel, Laminate ..... | MPL | \$ 412  |
| Panel, Veneer.....    | MPV | \$ 1022 |

**Ty**  
Split Top, Corner,  
Video Wedge + Transition



**Questions?**

800 876 2120

top >  
edge >

edge ordering code (radius corner) >  
or  
edge ordering code (square corner) >  
top thickness >

edge ordering code (radius corner) >  
or  
edge ordering code (square corner) >  
top thickness >  
top thickness price >

| Laminate PVC                                    | Laminate T-Mold        | Laminate Wood                                   | Laminate Soft PVC                | Laminate 1 1/2" Wood     |
|---|------------------------|---|----------------------------------|--------------------------|
| Flat  | Convex                 | Flat  | Bumper                           | Square                   |
|   |                        |   |                                  |                          |
| LP1R LP2R<br>or<br>LP1S LP2S<br>7/8" 1 1/4"     | LT1 LT2<br>7/8" 1 1/4" | LW1R LW2R<br>or<br>LW1S LW2S<br>7/8" 1 1/4"     | LB1R LB2R<br>7/8" 1 1/4"         | LWS1 LWS2<br>7/8" 1 1/4" |
| Fluted  |                        | Fluted  | Reverse Bevel Acrylic            | Fluted                   |
|   |                        |   |                                  |                          |
| LPF1R LPF2R<br>or<br>LPF1S LPF2S<br>7/8" 1 1/4" |                        | LWF1R LWF2R<br>or<br>LWF1S LWF2S<br>7/8" 1 1/4" | LMRA2R<br>or<br>LMRA2S<br>1 1/4" | LWF1 LWF2<br>7/8" 1 1/4" |
| 7/8"  | 1 1/4"                 | 7/8"  | 1 1/4"                           | 7/8"                     |
| <b>Split Top</b>                                |                        |   |                                  |                          |
| 36 x 48 Split Rectangle Fix                     | TY1 3648RSFX           | 99  | 3202 3432                        | 3968 4088 4372 4450      |
| 36 x 60 Split Rectangle Fix                     | TY1 3660RSFX           | 119   | 3367 3501                        | 4318 4448 4815 4892      |
| 36 x 72 Split Rectangle Fix                     | TY1 3672RSFX           | 134   | 3540 3706                        | 4667 4804 5273 5375      |
| <b>Corner</b>                                   |                        |   |                                  |                          |
| 24 x 42 Fix                                     | TY1 2442CRFX           | 80  | 1682 1772                        | 2360 2432 2704 2761      |
| 30 x 48 Fix                                     | TY1 3048CRFX           | 99  | 1777 1995                        | 2494 2570 2865 2917      |
| <b>Video Wedge</b>                              |                        |   |                                  |                          |
| 30 x 60 Fix                                     | TY1 3060VWFX           | 61  | 1603 1882                        | 2460 2535 3046 3178      |
| 36 x 72 Fix                                     | TY1 3672VWFX           | 84  | 1926 2290                        | 3010 3099 3750 3906      |
| <b>Transition</b>                               |                        |   |                                  |                          |
| 24 x 30 Fix                                     | TY1 2430TRFX           | 43  | 1157 1293                        | 1621 1670 1886 1928      |
| 30 x 30 Fix                                     | TY1 3030TRFX           | 48  | 1159 1296                        | 1628 1676 1888 1931      |
| 36 x 30 Fix                                     | TY1 3630TRFX           | 52  | 1228 1382                        | 1831 1887 2124 2238      |





Base Style Table Description Model # Product Wt



**To Order, Specify...**

- 1 Model Number
- 2 Top Material
- 3 Edge Style and Thickness
- 4 Edge Color
- 5 Base Color
- 6 Additional Options



| Veneer Wood   | Veneer 1 1/4" Wood  |                       |
|---|---|-----------------------|
| Flat  | Square  |                       |
|  |  |                       |
| <b>VWIR</b><br>or<br><b>VWIS</b><br>7/8"  | <b>VWS1</b><br>7/8"   | <b>VWS2</b><br>1 1/4" |
| Fluted  | Fluted  |                       |
|  |  |                       |
| <b>VWfir</b><br>or<br><b>VWFIS</b><br>7/8"  | <b>VWF1</b><br>7/8"   | <b>VWF2</b><br>1 1/4" |
|   | 7/8"  | 1 1/4"                |
| 5728  | 6139  | 6533                  |
| 6174  | 6635  | 7108                  |
| 6697  | 7211  | 7679                  |
| 3580  | 3890  | 3984                  |
| 4096  | 4469  | 4590                  |
| 3600  | 4260  | 4523                  |
| 4377  | 5157  | 5477                  |
| 2641  | 2880  | 2950                  |
| 2648  | 2882  | 2954                  |
| 3047  | 3334  | 3424                  |

**Finish Options**

|                             | <b>Code</b> | <b>Price</b> |
|-----------------------------|-------------|--------------|
| Chrome .....                |             | \$ 406       |
| Powder Coat, Standard ..... |             | n/c          |
| Powder Coat, Premium.....   |             | \$ 165       |
| Platinum.....               |             | \$ 488       |

**Top Options**

|                                  |            |        |
|----------------------------------|------------|--------|
| Table Link (ends only) .....     | <b>TLE</b> | \$ 135 |
| Special Laminate.....            | <b>TSP</b> | call   |
| Custom Cutout (per cutout) ..... | <b>TCC</b> | \$ 120 |

**Power + Data Options**

Please reference the Power + Data Price List

**Wire Management Options**

|   |            |        |
|---|------------|--------|
| Cable Hook Legway .....                           | <b>WCK</b> | \$ 119 |
| 1 Oval Brush Grommet, Location A.....             | <b>WOA</b> | \$ 97  |
| 2 Oval Brush Grommets, Location D.....            | <b>WOD</b> | \$ 194 |
| 2 Oval Brush Grommets, Location E.....            | <b>WOE</b> | \$ 194 |
| 1 Oval Brush Grommet, Provide Location Print..... | <b>WOG</b> | \$ 97  |
| 1 Round Grommet, Location A.....                  | <b>WRA</b> | \$ 76  |
| 2 Round Grommets, Location D.....                 | <b>WRD</b> | \$ 152 |
| 2 Round Grommets, Location E.....                 | <b>WRE</b> | \$ 152 |
| 1 Round Grommet, Provide Location Print .....     | <b>WRG</b> | \$ 76  |



Questions?

800 876 2120

Overlapping Folding Bases

edge ordering code (radius corner) >  
or  
edge ordering code (square corner) >  
top thickness >

edge ordering code (radius corner) >  
or  
edge ordering code (square corner) >  
top thickness >

top thickness price >

top >  
edge >





| Laminate PVC  | Laminate T-Mold  | Laminate Wood   | Laminate Soft PVC              | Laminate 1 1/2" Wood             |      |      |      |      |      |      |
|---|--|---|--------------------------------|----------------------------------|------|------|------|------|------|------|
| Flat  | Convex   | Flat  | Bumper                         | Square                           |      |      |      |      |      |      |
|   |  |   |                                |                                  |      |      |      |      |      |      |
| LP1R<br>or<br>LP1S<br>7/8"                            | LP2R<br>or<br>LP2S<br>1 1/4"                               | LT1   | LT2                            | LW1R<br>or<br>LW1S<br>7/8"       |      |      |      |      |      |      |
| LW2R<br>or<br>LW2S<br>1 1/4"                          | LB1R   | LB2R  | LWS1<br>7/8"                   | LWS2<br>1 1/4"                   |      |      |      |      |      |      |
| Fluted  |  | Fluted  | Reverse Bevel Acrylic          | Fluted                           |      |      |      |      |      |      |
|   |  |   |                                |                                  |      |      |      |      |      |      |
| LPF1R<br>or<br>LPF1S<br>7/8"                          | LPF2R<br>or<br>LPF2S<br>1 1/4"                             | LWF1R<br>or<br>LWF1S<br>7/8"                          | LWF2R<br>or<br>LWF2S<br>1 1/4" | LMRA2R<br>or<br>LMRA2S<br>1 1/4" |      |      |      |      |      |      |
| LWF1<br>7/8"  | LWF2<br>1 1/4"   |   |                                |                                  |      |      |      |      |      |      |
| 7/8"  | 1 1/4"   | 7/8"  | 1 1/4"                         | 7/8"                             |      |      |      |      |      |      |
| <b>Base Style</b>                                     | <b>Table Description</b>                                   | <b>Model #</b>  | <b>Product Wt</b>              |                                  |      |      |      |      |      |      |
|   | <b>Trapezoid</b>   |   |                                |                                  |      |      |      |      |      |      |
|   | 24 x 24 x 24 x 48 Fix                                      | TY1 2448TZFX  | 46                             | 1155                             | 1266 | 1662 | 1714 | 2014 | 2058 |      |
|   | 24 x 24 x 24 x 48 Slim-Tilt                                | TY1 2448TZST  | 58                             | 1501                             | 1610 | 2008 | 2069 | 2353 | 2405 |      |
|   | 24 x 48 x 24 x 72 Fix                                      | TY1 2472TZFX  | 67                             | 1418                             | 1547 | 2065 | 2126 | 2506 | 2555 |      |
|   | 24 x 48 x 24 x 72 Fold <input checked="" type="checkbox"/> | TY1 2472TZFO  | 69                             | 1838                             | 1968 | 2484 | 2558 | 2924 | 2975 |      |
|   | 24 x 48 x 24 x 72 Slim-Tilt                                | TY1 2472TZST  | 79                             | 1767                             | 1894 | 2410 | 2483 | 2853 | 2900 |      |
|   | 30 x 30 x 30 x 60 Fix                                      | TY1 3060TZFX  | 61                             | 1345                             | 1537 | 2027 | 2089 | 2494 | 2570 |      |
|   | 30 x 30 x 30 x 60 Slim-Tilt                                | TY1 3060TZST  | 73                             | 1690                             | 1882 | 2369 | 2439 | 2832 | 2911 |      |
|   | 36 x 36 x 36 x 72 Fix                                      | TY1 3672TZFX  | 84                             | 1593                             | 1830 | 2437 | 2512 | 3011 | 3103 |      |
|   | 36 x 36 x 36 x 72 Fold <input checked="" type="checkbox"/> | TY1 3672TZFO  | 88                             | 2017                             | 2253 | 2859 | 2948 | 3432 | 3523 |      |
|   | 36 x 36 x 36 x 72 Slim-Tilt                                | TY1 3672TZST  | 96                             | 1939                             | 2175 | 2782 | 2867 | 3358 | 3447 |      |
|   |  | <b>Crescent</b>                                       |                                |                                  |      |      |      |      |      |      |
|   |  | 24 x 48 x 75 Fix                                      | TY1 2475CTFX                   | 68                               | 1475 | 1745 | 2256 | 2320 | 2787 | 2900 |
|   |  | 24 x 48 x 75 Fold <input checked="" type="checkbox"/> | TY1 2475CTFO                   | 72                               | 1896 | 2178 | 2675 | 2755 | 3206 | 3342 |
| 24 x 60 x 94 Fix                                      |  | TY1 2494CTFX  | 87                             | 2188                             | 2535 | 3322 | 3424 | 4090 | 4218 |      |
| 24 x 60 x 94 Fold <input checked="" type="checkbox"/> |  | TY1 2494CTFO  | 91                             | 2610                             | 2945 | 3746 | 3859 | 4512 | 4699 |      |
| 30 x 60 x 94 Fix                                      |  | TY1 3094CTFX  | 99                             | 2233                             | 2593 | 3363 | 3465 | 4128 | 4256 |      |
| 30 x 60 x 94 Fold <input checked="" type="checkbox"/> |  | TY1 3094CTFO  | 103                            | 2658                             | 3001 | 3786 | 3902 | 4553 | 4768 |      |
| 36 x 72 x 113 Fix                                     |  | TY1 36113CTFX   | 135                            | 2602                             | 3079 | 4423 | 4556 | 5644 | 5814 |      |
| 36 x 72 x 113 Fold                                    | TY1 36113CTFD  | 139   | 3024                           | 3565                             | 4842 | 4988 | 6066 | 6329 |      |      |

To Order, Specify...

- 1 Model Number
- 2 Top Material
- 3 Edge Style and Thickness
- 4 Edge Color
- 5 Base Color
- 6 Additional Options





| Veneer Wood   | Veneer 1 1/4" Wood  |                       |
|---|---|-----------------------|
| Flat  | Square  |                       |
|  |  |                       |
| <b>VWIR</b><br>or<br><b>VWF1S</b><br>7/8"   | <b>VWS1</b><br>7/8"   | <b>VWS2</b><br>1 1/4" |
| Fluted  | Fluted  |                       |
|  |  |                       |
| <b>VWFIR</b><br>or<br><b>VWF1S</b><br>7/8"  | <b>VWF1</b><br>7/8"   | <b>VWF2</b><br>1 1/4" |
|   | 7/8"  | 1 1/4"                |
| 3039  | 3321  | 3421                  |
| 3386  | 3665  | 3759                  |
| 3507  | 3847  | 4013                  |
| 3930  | 4267  | 4432                  |
| 3852  | 4192  | 4358                  |
| 3382  | 3704  | 3811                  |
| 3724  | 4049  | 4158                  |
| 3847  | 4218  | 4355                  |
| 4269  | 4641  | 4779                  |
| 4192  | 4561  | 4701                  |
| 3483  | 3817  | 4027                  |
| 3906  | 4235  | 4545                  |
| 4284  | 4704  | 4896                  |
| 4704  | 5128  | 5321                  |
| 4998  | 5502  | 5655                  |
| 5419  | 5921  | 5860                  |
| 5803  | 6394  | 6768                  |
| 6223  | 6815  | 6973                  |

**Finish Options**

|                             | Code | Price  |
|-----------------------------|------|--------|
| Chrome .....                |      | \$ 406 |
| Powder Coat, Standard ..... |      | n/c    |
| Powder Coat, Premium.....   |      | \$ 165 |
| Platinum.....               |      | \$ 488 |

**Top Options**

|                                  |     |        |
|----------------------------------|-----|--------|
| Table Link (ends only) .....     | TLE | \$ 135 |
| Special Laminate.....            | TSP | call   |
| Custom Cutout (per cutout) ..... | TCC | \$ 120 |

**Power + Data Options**

Please reference the Power + Data Price List

**Wire Management Options**

|  |     |        |
|--|-----|--------|
| Cable Hook Legway .....                            | WCK | \$ 119 |
| 1 Oval Brush Grommet, Location A .....             | WOA | \$ 97  |
| 2 Oval Brush Grommets, Location D.....             | WOD | \$ 194 |
| 2 Oval Brush Grommets, Location E .....            | WOE | \$ 194 |
| 1 Oval Brush Grommet, Provide Location Print. .... | WOG | \$ 97  |
| 1 Round Grommet, Location A .....                  | WRA | \$ 76  |
| 2 Round Grommets, Location D .....                 | WRD | \$ 152 |
| 2 Round Grommets, Location E.....                  | WRE | \$ 152 |
| 1 Round Grommet, Provide Location Print .....      | WRG | \$ 76  |



Questions?

800 876 2120

- Overlapping Folding Bases
- Indicates Number of Bases

edge ordering code (radius corner) >  
or  
edge ordering code (square corner) >  
top thickness >

edge ordering code (radius corner) >  
or  
edge ordering code (square corner) >  
top thickness >  
top thickness price >





top >  
edge >

|            |                         | Laminate PVC         |                      | Laminate T-Mold |        | Laminate Wood        |                      | Laminate Soft PVC      |        | Laminate 1 1/2" Wood |        |
|------------|-------------------------|----------------------|----------------------|-----------------|--------|----------------------|----------------------|------------------------|--------|----------------------|--------|
|            |                         | Flat                 |                      | Convex          |        | Flat                 |                      | Bumper                 |        | Square               |        |
|            |                         |                      |                      |                 |        |                      |                      |                        |        |                      |        |
|            |                         | LP1R<br>or<br>LP1S   | LP2R<br>or<br>LP2S   | LT1             | LT2    | LW1R<br>or<br>LW1S   | LW2R<br>or<br>LW2S   | LB1R                   | LB2R   | LWS1                 | LWS2   |
|            |                         | 7/8"                 | 1 1/4"               | 7/8"            | 1 1/4" | 7/8"                 | 1 1/4"               | 7/8"                   | 1 1/4" | 7/8"                 | 1 1/4" |
|            |                         | Fluted               |                      |                 |        | Fluted               |                      | Reverse Bevel Acrylic  |        | Fluted               |        |
|            |                         |                      |                      |                 |        |                      |                      |                        |        |                      |        |
|            |                         | LPF1R<br>or<br>LPF1S | LPF2R<br>or<br>LPF2S |                 |        | LWF1R<br>or<br>LWF1S | LWF2R<br>or<br>LWF2S | LMRA2R<br>or<br>LMRA2S |        | LWF1                 | LWF2   |
|            |                         | 7/8"                 | 1 1/4"               |                 |        | 7/8"                 | 1 1/4"               | 1 1/4"                 |        | 7/8"                 | 1 1/4" |
|            |                         | 7/8"                 |                      | 1 1/4"          |        | 7/8"                 |                      | 1 1/4"                 |        | 7/8"                 |        |
| Base Style | Table Description       | Model #              | Product Wt           |                 |        |                      |                      |                        |        |                      |        |
|            | <b>Half Round</b>       |                      |                      |                 |        |                      |                      |                        |        |                      |        |
|            | 30 x 60 Fix             | TY1 3060HFFX         | 70                   | 1344            | 1554   | 2004                 | 2066                 | 2458                   | 2556   |                      |        |
|            | 30 x 60 Fold            | TY1 3060HFFO         | 74                   | 1768            | 1981   | 2428                 | 2501                 | 2880                   | 2978   |                      |        |
|            | 30 x 60 Slim-Tilt       | TY1 3060HFST         | 82                   | 1692            | 1901   | 2350                 | 2423                 | 2801                   | 2901   |                      |        |
|            | 36 x 72 Fix             | TY1 3672HFFX         | 96                   | 1593            | 1878   | 2432                 | 2507                 | 3000                   | 3118   |                      |        |
|            | 36 x 72 Fold            | TY1 3672HFFO         | 100                  | 2016            | 2298   | 2854                 | 2938                 | 3422                   | 3540   |                      |        |
|            | 36 x 72 Slim-Tilt       | TY1 3672HFST         | 108                  | 1939            | 2224   | 2779                 | 2860                 | 3346                   | 3465   |                      |        |
|            | <b>Quarter Round</b>    |                      |                      |                 |        |                      |                      |                        |        |                      |        |
|            | 30 Fix (link included)  | TY1 30QRFX           | 35                   | 1088            | 1228   | 1449                 | 1492                 | 1706                   | 1771   |                      |        |
|            | 30 Tilt (link included) | TY1 30QRTL           | 41                   | 1260            | 1403   | 1621                 | 1670                 | 1882                   | 1943   |                      |        |
|            | 36 Fix (link included)  | TY1 36QRFX           | 44                   | 1177            | 1351   | 1635                 | 1687                 | 1955                   | 2011   |                      |        |
|            | 36 Tilt (link included) | TY1 36QRTL           | 50                   | 1348            | 1529   | 1808                 | 1863                 | 2127                   | 2183   |                      |        |
|            | <b>Quarter Round</b>    |                      |                      |                 |        |                      |                      |                        |        |                      |        |
|            | 30 Fix                  | TYX1 30QRFX          | 38                   | 1040            | 1182   | 1404                 | 1447                 | 1661                   | 1724   |                      |        |
|            | 30 Tilt                 | TYX1 30QRTL          | 44                   | 1213            | 1354   | 1577                 | 1624                 | 1835                   | 1896   |                      |        |
|            | 36 Fix                  | TYX1 36QRFX          | 55                   | 1300            | 1482   | 1763                 | 1815                 | 2082                   | 2137   |                      |        |
|            | 36 Tilt                 | TYX1 36QRTL          | 61                   | 1472            | 1649   | 1932                 | 1991                 | 2253                   | 2309   |                      |        |

To Order, Specify...

- 1 Model Number
- 2 Top Material
- 3 Edge Style and Thickness
- 4 Edge Color
- 5 Base Color
- 6 Additional Options



| Veneer Wood   | Veneer 1 1/4" Wood  |                       |
|---|---|-----------------------|
| Flat  | Square  |                       |
|  |  |                       |
| <b>VWIR</b><br>or<br><b>VWIS</b><br>7/8"  | <b>VWS1</b><br>7/8"   | <b>VWS2</b><br>1 1/4" |
| Fluted  | Fluted  |                       |
|  |  |                       |
| <b>VWFIR</b><br>or<br><b>VWFIS</b><br>7/8"  | <b>VWF1</b><br>7/8"   | <b>VWF2</b><br>1 1/4" |
|   | 7/8"  | 1 1/4"                |
| 3103  | 3393  | 3595                  |
| 3523  | 3813  | 4015                  |
| 3447  | 3740  | 3938                  |
| 3722  | 4080  | 4324                  |
| 4144  | 4498  | 4746                  |
| 4069  | 4427  | 4672                  |
| 2206  | 2397  | 2526                  |
| 2379  | 2570  | 2698                  |
| 2439  | 2658  | 2879                  |
| 2614  | 2827  | 3049                  |
| 2158  | 2350  | 2478                  |
| 2336  | 2522  | 2651                  |
| 2568  | 2781  | 3002                  |
| 2739  | 2953  | 3176                  |

**Finish Options**

|                             | Code | Price  |
|-----------------------------|------|--------|
| Chrome .....                |      | \$ 406 |
| Powder Coat, Standard ..... |      | n/c    |
| Powder Coat, Premium.....   |      | \$ 165 |
| Platinum.....               |      | \$ 488 |

**Top Options**

|                                  |     |        |
|----------------------------------|-----|--------|
| Table Link (ends only) .....     | TLE | \$ 135 |
| Special Laminate.....            | TSP | call   |
| Custom Cutout (per cutout) ..... | TCC | \$ 120 |

**Power + Data Options**

Please reference the Power + Data Price List

**Wire Management Options**

|   |     |        |
|---|-----|--------|
| Cable Hook Legway .....                           | WCK | \$ 119 |
| 1 Oval Brush Grommet, Provide Location Print..... | WOG | \$ 97  |
| 1 Round Grommet, Provide Location Print .....     | WRG | \$ 76  |



Questions?

800 876 2120

⊕ Indicates Number of Bases

edge ordering code (radius corner) >  
 or  
 edge ordering code (square corner) >  
 top thickness >

edge ordering code (radius corner) >  
 or  
 edge ordering code (square corner) >  
 top thickness >  
 top thickness price >





top >  
 edge >

|                        | Laminate PVC                 | Laminate T-Mold                | Laminate Wood                | Laminate Soft PVC              | Laminate 1 1/2" Wood             |                              |                            |                              |              |                |
|------------------------|------------------------------|--------------------------------|------------------------------|--------------------------------|----------------------------------|------------------------------|----------------------------|------------------------------|--------------|----------------|
|                        | Flat                         | Convex                         | Flat                         | Bumper                         | Square                           |                              |                            |                              |              |                |
|                        |                              |                                |                              |                                |                                  |                              |                            |                              |              |                |
|                        | LP1R<br>or<br>LP1S<br>7/8"   | LP2R<br>or<br>LP2S<br>1 1/4"   | LT1                          | LT2                            | LW1R<br>or<br>LW1S<br>7/8"       | LW2R<br>or<br>LW2S<br>1 1/4" | LB1R<br>or<br>LB2R<br>7/8" | LB2R<br>or<br>LB2S<br>1 1/4" | LWS1<br>7/8" | LWS2<br>1 1/4" |
|                        | Fluted                       |                                | Fluted                       | Reverse Bevel Acrylic          | Fluted                           |                              |                            |                              |              |                |
|                        |                              |                                |                              |                                |                                  |                              |                            |                              |              |                |
|                        | LPF1R<br>or<br>LPF1S<br>7/8" | LPF2R<br>or<br>LPF2S<br>1 1/4" | LWF1R<br>or<br>LWF1S<br>7/8" | LWF2R<br>or<br>LWF2S<br>1 1/4" | LMRA2R<br>or<br>LMRA2S<br>1 1/4" | LWF1<br>7/8"                 | LWF2<br>1 1/4"             |                              |              |                |
|                        | 7/8"                         | 1 1/4"                         | 7/8"                         | 1 1/4"                         | 7/8"                             |                              |                            |                              |              |                |
| Base Style             | Table Description            | Model #                        | Product Wt                   |                                |                                  |                              |                            |                              |              |                |
|                        | <b>45° Wedge</b>             |                                |                              |                                |                                  |                              |                            |                              |              |                |
|                        | 36 Fix (link included)       | TY1 45D36WGFX ①                | 29                           | 1150                           | 1293                             | 1722                         | 1774                       | 2114                         | 2173         |                |
|                        | <b>60 Wedge</b>              |                                |                              |                                |                                  |                              |                            |                              |              |                |
|                        | 30 Fix (link included)       | TY1 60D30WGFX ①                | 26                           | 1133                           | 1225                             | 1661                         | 1711                       | 2019                         | 2069         |                |
|                        | 36 Fix (link included)       | TY1 60D36WGFX ①                | 33                           | 1134                           | 1228                             | 1662                         | 1714                       | 2025                         | 2071         |                |
|                        | <b>90 Wedge</b>              |                                |                              |                                |                                  |                              |                            |                              |              |                |
| 30 Fix (link included) | TY1 90D30WGFX ①              | 26                             | 1133                         | 1225                           | 1661                             | 1711                         | 2019                       | 2069                         |              |                |
| 36 Fix (link included) | TY1 90D36WGFX ①              | 33                             | 1134                         | 1228                           | 1662                             | 1714                         | 2025                       | 2071                         |              |                |

To Order, Specify...

- ① Model Number
- ② Top Material
- ③ Edge Style and Thickness
- ④ Edge Color
- ⑤ Base Color
- ⑥ Additional Options



|   |   |      |        |
|---|---|------|--------|
| Veneer Wood   | Veneer 1 1/4" Wood  |      |        |
| Flat  | Square  |      |        |
|  |  |      |        |
| <b>VWIR</b><br>or<br><b>VWIS</b><br>7/8"  | <b>VWS1</b> 7/8" <b>VWS2</b> 1 1/4"   |      |        |
| Fluted  | Fluted  |      |        |
|  |  |      |        |
| <b>VWFIR</b><br>or<br><b>VWFIS</b><br>7/8"  | <b>VWF1</b> 7/8" <b>VWF2</b> 1 1/4"   |      |        |
|   |   | 7/8" | 1 1/4" |
| 4451  | 4887  | 5096 |        |
| 3644  | 3994  | 4431 |        |
| 3646  | 3995  | 4432 |        |
| 3644  | 3994  | 4431 |        |
| 3646  | 3995  | 4432 |        |

**Finish Options**

**Code Price**

|                             |        |
|-----------------------------|--------|
| Chrome .....                | \$ 406 |
| Powder Coat, Standard ..... | n/c    |
| Powder Coat, Premium.....   | \$ 165 |
| Platinum.....               | \$ 488 |

**Top Options**

|                                  |                   |
|----------------------------------|-------------------|
| Table Link (ends only) .....     | <b>TLE</b> \$ 135 |
| Special Laminate.....            | <b>TSP</b> call   |
| Custom Cutout (per cutout) ..... | <b>TCC</b> \$ 120 |

**Power + Data Options**

Please reference the Power + Data Price List

**Wire Management Options**

|   |                   |
|---|-------------------|
| Cable Hook Legway .....                           | <b>WCK</b> \$ 119 |
| 1 Oval Brush Grommet, Provide Location Print..... | <b>WOG</b> \$ 97  |
| 1 Round Grommet, Provide Location Print .....     | <b>WRG</b> \$ 76  |

**Tops**

Uno<sup>2</sup> tables are available in various top shapes and sizes, in laminate or veneer with a 1 1/4" or 1 3/4" edge thickness. Larger top sizes are standard with a 1 3/4" edge thickness.

**Bases**

The T1 and TC base styles can be specified as either fixed or tilt. While the L1 and T2 base styles are fixed. The squared, rectilinear bases are standard with a wire management pass thru from the top to the bottom of the leg. All bases feature welded and polished steel end caps with heavy duty threaded metal/plastic glides.

**Table Heights**

Standard table height is 29". Alternate table heights are available, see pricing pages or contact Versteel Customer Service.

**Power + Data**

To complete your specification, power and data along with wire management options can be added to your table. Refer to the Power + Data Price List.

**Laminate and Veneer, Standard Core Construction**

The standard top construction consists of 45-50 lb particleboard, surfaced with a high pressure laminate or plain sliced veneer face. A backer sheet is laminated to the underside of the top. Tops are shipped pre-drilled for field installation of bases and accessories.



**PVC Flat or Fluted Edge**

Edge of 2mm PVC hot melt banded to the top with 1/8" radius at the top and bottom. Available with 1 1/2" radius corners or square corners.



Offered in twenty-one (21) standard colors.



**Wood Flat or Fluted Edge**

Wood banding hot melt banded to the top with 1/8" radius at the top and bottom. Available with 1 1/2" radius corners or square corners.



Offered in Ash, Cherry, Maple or Walnut materials.



**Reverse Bevel Acrylic**

Edge of 2mm acrylic edge banding hot melt banded to MDF core. A reverse bevel is then cut into the edge exposing the MDF on the reverse bevel. The MDF is then clear coated.



**Wood Square or Fluted Edge**

Edge of 1 1/4" wide solid wood with softened top and bottom edges, and square, softened mitered corners.



Offered in Ash, Cherry, Maple or Walnut materials.

**Shipping Schedule**

**Standard Items**

|                     |           |
|---------------------|-----------|
| Laminate, PVC Edge  | 3-5 WEEKS |
| Laminate, Wood Edge | 3-5 WEEKS |
| Veneer, Wood Edge   | 6-8 WEEKS |

Contact Versteel Customer Service for special lead time requests.

**BIFMA**

All Versteel products are constructed to pass the relevant ANSI/BIFMA standards. For more detailed specifications by series and base style, contact Versteel Customer Service at 800.876.2120.

Additional information regarding warranty, terms and conditions, shipping, care and maintenance, etc. can be found in the All Tables price list.

**To Order, Specify...**

- 1 Model Number, include top and edge style
- 2 Top Material
  - a. Laminate manufacturer and color
  - b. Veneer species and finish color
- 3 Edge Color
- 4 Base Color
- 5 Additional Options

| base model |            |             |           |                | finish selections  |   |  | options |             |   |             |   |
|------------|------------|-------------|-----------|----------------|--------------------|---|--|---------|-------------|---|-------------|---|
| <b>US</b>  | <b>T1</b>  | <b>2460</b> | <b>RE</b> | <b>FX</b>      | <b>LP2S</b>        | / | <b>TW 4996-38</b>                          | /       | <b>CWHL</b> | / | <b>PWHL</b> | / |
| series     | base style | top size    | top shape | table function | top, edge & corner |   | top laminate manufacturer & laminate color |         | edge color  |   | base color  |   |

A **UST1 2460REFX LP2S** is a Uno<sup>2</sup> series 24" x 60" rectangle table with fixed bases, a laminate 1 1/2" thick top with a PVC edge and square corners.

The codes **TW 4996-38 / CWHL / PWHL** specify a Wilsonart 4996-38 High Rise laminate, White Linen PVC and White Linen bases.

**Model Number** **UST1 2460REFX LP2S**

**Orders may be sent via**
**Mailing Address**

Versteel  
 2332 Cathy Lane  
 Jasper IN 47546

**Contact Versteel**

**Email** contact@versteel.com  
**Phone** 800 876 2120  
 812 634 2120  
**Fax** 812 482 9318



**Laminate**

Versteel's standard offering of laminates includes over 900 laminates from Formica, Nevamar, Pionite and Wilsonart.

Laminate manufacturers change standard offerings frequently, making it possible a standard product can become unavailable. Versteel cannot be responsible for any inconvenience this may cause.

**Veneer**

Uno<sup>2</sup> tables are available with plain sliced Ash, Cherry, Maple and Walnut veneers.

**Veneer Species**

|                  |      |                  |      |
|------------------|------|------------------|------|
| Ash . . . . .    | AP01 | Maple. . . . .   | MP01 |
| Cherry . . . . . | CP01 | Walnut . . . . . | WP01 |

**Veneer Finish**

**Ash**

|                   |      |                   |      |
|-------------------|------|-------------------|------|
| Beach. . . . .    | VBEA | Fog . . . . .     | VFOG |
| Chestnut. . . . . | VCHE | Pebble . . . . .  | VPEB |
| Drift . . . . .   | VDRI | Whisper . . . . . | VWHI |
| Fawn . . . . .    | VFAW |                   |      |

**Cherry**

|                           |      |                          |      |
|---------------------------|------|--------------------------|------|
| Blossom Cherry . . . . .  | VBLC | Java Cherry. . . . .     | VJAC |
| Cordovan Cherry . . . . . | VCNC | Millwork Cherry. . . . . | VMWC |
| Golden Cherry . . . . .   | VGNC |                          |      |

**Maple**

|                         |      |                       |      |
|-------------------------|------|-----------------------|------|
| Caramel Maple . . . . . | VCMM | Sugar Maple . . . . . | VSUM |
| Solar Maple. . . . .    | VSLM |                       |      |

**Walnut**

|                           |      |                         |      |
|---------------------------|------|-------------------------|------|
| Brighton Walnut . . . . . | VBRW | Natural Walnut. . . . . | VNAW |
| Espresso Walnut. . . . .  | VESW |                         |      |

**PVC Edge Colors**

|                           |      |                            |      |
|---------------------------|------|----------------------------|------|
| Absolute Acajou . . . . . | CABA | Nimbus. . . . .            | CNIM |
| Alloy. . . . .            | CALY | Pearl . . . . .            | CPEA |
| Carbon. . . . .           | CCAR | Platinum. . . . .          | CPLA |
| Champagne . . . . .       | CCHA | Pralines & Cream . . . . . | CPRC |
| Coconut . . . . .         | CCOC | Shadow . . . . .           | CSHA |
| Ebony. . . . .            | CEBO | Snow . . . . .             | CSNO |
| Florence Walnut . . . . . | CFLW | Stone . . . . .            | CSTO |
| Fossil . . . . .          | CFOS | Storm . . . . .            | CSTM |
| Graphite . . . . .        | CGRA | Whisper . . . . .          | CWHI |
| Grey. . . . .             | CGRE | White Linen . . . . .      | CWHL |
| Kensington Maple. . . . . | CKEM |                            |      |

**Wood Edge Species**

|                  |     |                  |     |
|------------------|-----|------------------|-----|
| Ash . . . . .    | A01 | Maple. . . . .   | M01 |
| Cherry . . . . . | C01 | Walnut . . . . . | W01 |

**Wood Edge Finishes**

**Ash**

|                   |      |                   |      |
|-------------------|------|-------------------|------|
| Beach. . . . .    | WBEA | Fog . . . . .     | WFOG |
| Chestnut. . . . . | WCHE | Pebble . . . . .  | WPEB |
| Drift . . . . .   | WDRI | Whisper . . . . . | WWHI |
| Fawn . . . . .    | WFAW |                   |      |

**Cherry**

|                           |      |                          |      |
|---------------------------|------|--------------------------|------|
| Blossom Cherry . . . . .  | WBLC | Java Cherry. . . . .     | WJAC |
| Cordovan Cherry . . . . . | WCNC | Millwork Cherry. . . . . | WMWC |
| Golden Cherry . . . . .   | WGNC |                          |      |

**Maple**

|                         |      |                       |      |
|-------------------------|------|-----------------------|------|
| Caramel Maple . . . . . | WCMM | Sugar Maple . . . . . | WSUM |
| Solar Maple. . . . .    | WSLM |                       |      |

**Walnut**

|                           |      |                         |      |
|---------------------------|------|-------------------------|------|
| Brighton Walnut . . . . . | WBRW | Natural Walnut. . . . . | WNAW |
| Espresso Walnut. . . . .  | WESW |                         |      |

**Studio Steel®**

Versteel's "urban fabrication" process leaves the telltale signs of welding and assembly on the surface, highlighting a manufacturing aesthetic. Choosing a clear or transparent powder coat is recommended, allowing tonal striations (created as a result of extreme heat), natural textures, and the inherent qualities of raw steel to show through.

Studio Steel Process . . . . . \$165

**Powder Coat Finishes**

All powder coat finishes in the Versteel offering have been formulated with the use of epoxy, polyester or epoxy and polyester blends to maximize the finish durability.

**Powder Coat Finish Options**

Powder Coat - Standard . . . . . n/c  
 Powder Coat - Premium (Hope) . . . . . \$165  
 Powder Coat - Premium (Platinum) . . . . . \$488

**Powder Coat Colors**

|                          |       |                                   |       |
|--------------------------|-------|-----------------------------------|-------|
| Alloy . . . . .          | .PALY | Mint . . . . .                    | .PMNT |
| Amethyst . . . . .       | .PAME | Navy . . . . .                    | .PNAV |
| Anthracite . . . . .     | .PANT | Nimbus . . . . .                  | .PNIM |
| Black Anodized . . . . . | .PBLA | Nutmeg . . . . .                  | .PNUT |
| Bronze . . . . .         | .PBRO | ◆ Pacific . . . . .               | .PPAC |
| Calypso . . . . .        | .PCAL | Pearl . . . . .                   | .PPEA |
| Carbon . . . . .         | .PCAR | Pebble . . . . .                  | .PPEB |
| Champagne . . . . .      | .PCHA | Ⓟ Platinum . . . . .              | .PPLA |
| Coconut . . . . .        | .PCOC | Poppy . . . . .                   | .PPOP |
| ◆ Copper . . . . .       | .PCOP | ◆ Raven . . . . .                 | .PRAV |
| Crimson . . . . .        | .PCRI | Royal . . . . .                   | .PROY |
| ◆ Crystal . . . . .      | .PCRY | ◆ Satin . . . . .                 | .PSAT |
| Daffodil . . . . .       | .PDAF | Seaside . . . . .                 | .PSEA |
| Ebony . . . . .          | .PEBO | Shipyard . . . . .                | .PSHI |
| Forest . . . . .         | .PFOR | Silver . . . . .                  | .PSIL |
| Fossil . . . . .         | .PFOS | Snow . . . . .                    | .PSNO |
| ◆ Garnet . . . . .       | .PGAR | Stone . . . . .                   | .PSTO |
| ◆ Gold . . . . .         | .PGOL | Storm . . . . .                   | .PSTM |
| Graphite . . . . .       | .PGRA | Terra Cotta . . . . .             | .PTEC |
| Ⓟ Hope . . . . .         | .PHOP | Whisper . . . . .                 | .PWHI |
| Kelly Green . . . . .    | .PKEG | White Linen . . . . .             | .PWHL |
| ◆ Matte . . . . .        | .PMAT | Powder Coat Alternative . . . . . | .OPA  |
| Mica . . . . .           | .PMIC |                                   |       |

**Transparent Powder Coats (indicated by ◆)**

Please note that the transparent characteristics of these powders allow all natural welds and textures inherent to raw steel to be visible. Not available for application on flat sheet metal surfaces found on Brattice disc bases or Form Modesty panels.

**Premium Powder Coats (indicated by Ⓟ)**

Versteel's premium process uses specially formulated powder coats for a truly unique color palette.

**Chrome**

Versteel applies a deep luster chrome plated finish. Chrome is the most durable finish available. Specify Chrome and add \$649 list per table.

Chrome . . . . . ECHR

**Nickel**

Versteel applies a nickel plated finish with a clear coat applied for durability. Specify Nickel and add \$710 list per table.

Nickel . . . . . ENKL

**Special Laminate****Call for quotation**

Specify code **TSP** (*Special Laminate*), indicate the quoted charges per table

Special laminates and patterns can be specified as an option. To specify, contact Versteel Customer Service for availability and pricing.

**NOTE** LAMINATES IN STANDARD COLORS AND TEXTURES FROM FORMICA, NEVAMAR, PIONITE AND WILSONART ARE STANDARD

**CAUTION** LAMINATE MANUFACTURERS CHANGE STANDARD OFFERINGS FREQUENTLY, MAKING IT POSSIBLE A STANDARD PRODUCT CAN BECOME UNAVAILABLE. VERSTEEL CANNOT BE RESPONSIBLE FOR ANY INCONVENIENCE THIS MAY CAUSE.

**Custom PVC Color Match****Call for quotation / one time charge per color, per order**

Specify code **OCF** (*Custom PVC Color Match*), add cost from Versteel quotation

PVC Color Match can be the selection of a color that is available from a Versteel supplier or a new custom color developed for the order. Minimum footage requirements mean that the amount of material needed for your order will effect the cost.

For PVC Color Matching you must supply a color reference sample. Versteel will review the sample for possible existing colors available and send a sample for customer approval. If no color match exists, a custom match will be developed and sampled for customer approval before a production schedule is established.

**Powder Coat Alternative****Call for quotation**

Specify code **OPA** (*Powder Coat Alternative*), add cost from Versteel quotation

Powder Coat Alternative is available from Versteel. The entire RAL color reference along with hundreds of other color and finishes are available.

For Powder Coat Alternative matching, you must supply a color reference sample, or an RAL number. Versteel will review the sample for possible existing colors available and send a sample for customer approval. If no color match exists a custom match can be developed. Call Versteel Customer Service for associated upcharges on custom color development.

**Stain Finish Match**

\$996 / one time charge per finish, per order

Specify code **OSM** (*Stain Finish Match*), add \$996.00 list per finish, per order

Alternative Stain Finishes are available for veneer and wood edged tops.

For Stain Finish Matching you must supply two 4" x 4" finish color and grain reference samples. An expertly finish matched sample will be provided for customer approval.

**NOTE** CUSTOMS OR ALTERNATIVES MAY AFFECT STANDARD PRODUCTION SCHEDULES

**Alternate Table Height 32" and Under**
**\$100 / table**

Specify code **BAH** (*Alternate Height 32" and under*), indicate desired table height (32" or less), add \$100.00 list per table

Suggested typing height table is 26 ¾"  
 Suggested wheelchair height table is 32"  
 Suggested stand up height table is 42"

**NOTE** FOR OTHER TABLE HEIGHT REQUIREMENTS CONTACT VERSTEEL CUSTOMER SERVICE FOR STRUCTURAL DETAILS, PRICING AND AVAILABILITY

**Casters - Dual Wheel, Hard Wheel - Black**
**\$171 / table**

Specify code **CAS27** (*Casters, Dual Wheel Black, Hard Wheel*), add \$171.00 list per table



Dual wheel 37mm black, hard wheel locking casters are available. Each is fitted into a reinforced caster receiver and must be specified at time of order. Caster option does not change the overall height of the table. See individual product pages for availability.

**Casters - Dual Wheel, Soft Wheel - Two-Tone**
**\$171 / table**

Specify code **CAS28** (*Casters, Dual Wheel Two-Tone Soft Wheel*), add \$171.00 list per table



Dual wheel 37mm black nylon with gray polyurethane soft wheel locking casters are available. Each is fitted into a reinforced caster receiver and must be specified at time of order. Caster option does not change the overall height of the table. See individual product pages for availability.

**Mix - Dual Wheel Casters & Glides**
**\$163 / table**

Specify code **BMD** (*Mix - Dual Wheel Casters & Glides*), add \$163.00 list per table

Tables can be specified with dual wheel, black, standard locking casters on half of the table, with glides on the other half. Each caster is fitted into a reinforced receiver and must be specified at time of order. Mix option does not change the overall height of the table.

**Self-Leveling Glides**
**\$49 / table**

Specify code **GLD04** (*Self-Leveling Glides*), add \$49.00 list per table

Self-Leveling Glides replace standard glides. This option allows the table to automatically compensate up to ½" for floors that are not level. Self-leveling glides increase overall table height by ¾". See individual product pages for availability.


**Table Floor Mount**
**\$57 / table**

Specify code **AFB** (*Table Floor Mount Bracket Set*), add \$57.00 list per table

Bracket to slip over the standard table glide and fasten to the floor with fasteners supplied by the installer. Set of four (4) brackets will securely mount the table to the floor to prevent movement.



**NOTE** NOT AVAILABLE ON BASES WITH CASTERS OR SELF-LEVELING GLIDES

**Two-Piece Top (120")**

**\$629 / table**

Specify code **T2P** (Two-Piece Top), add \$629.00 list per table

Standard Versteel tables in lengths up to 120" are a seamless, single piece top. When the two-piece option is specified, the splice joint edge is unfinished, table shipped with necessary hardware. Any table over 120" long will be produced as a two-piece top.

**Top Custom Cutout**

**\$120 / cutout**

Specify code **TCC** (Top Custom Cutout), add \$120.00 list per cutout

Top Custom Cutout requires a drawing for production and is subject to approvals.

**Table Link**

**\$251 / table**

Specify code **TLK** (Table Link), add \$251.00 list per table

Table Link is for linking Versteel table configurations in typical room situations. Table link will prevent the accidental disconnection of power supply to adjacent tables. Available on tables with PVC, 3mm Wood, Wood Square, Wood Fluted and Ergo user side edge details.



Closed end link brackets are provided for tops without bases or tables with a base that does not allow the table to stand alone.



**Table Link - Ends Only**

**\$135 / table**

Specify code **TLE** (Table Link - Ends Only), add \$135.00 list per table

Table Link is for linking Versteel table configurations in typical room situations. Specify Table Link - Ends Only when your configuration requires linking on the table ends only. Available on tables with PVC, 3mm Wood, Wood Square, Wood Fluted and Ergo user side edge details. Table Link - Ends Only is included with electrical package options. This will prevent the accidental disconnection of power supply to adjacent tables.



**Laptop Locker**

**\$1375 / locker**

\*Fixed tables only (not available on tilt, slim-tilt or folding tables)

Specify code **TLA1** (One Laptop Locker) or code **TLA2** (Two Laptop Lockers) add \$1375.00 list per Laptop Locker.

Indicate Manual Locking Keyed Individually **TMKI**, Manual Locking Keyed Alike **TMKA** or Electronic Locking **TLEL**. Add \$359.00 list per Laptop Locker when Electronic Locking is specified AND **TLP** (Laptop Locker power unit) which is required for the electronic locking option, add \$567.00 list (Power unit sequences up to 10 lockers, includes 1 key).

The minimum table width available with Laptop Locker is 24".



The minimum table length available with Laptop Locker is 36". The maximum table length available is 96".

2 Laptop Lockers can be installed starting at a table length of 60" or greater (table subject to additional base and/or support base when more than one unit is installed in top greater than or equal to 72").

All lockers to have urethane edge on locker door and top opening. Specify Urethane color when ordering a laptop locker.

**Urethane Colors**

|                         |                            |
|-------------------------|----------------------------|
| Alloy . . . . . UALY    | Pearl . . . . . JUPEA      |
| Ebony . . . . . UEBO    | Stone . . . . . USTO       |
| Fossil . . . . . UFOS   | Storm . . . . . USTM       |
| Graphite . . . . . UGRA | Whisper . . . . . UWHI     |
| Nimbus . . . . . UNIM   | White Linen . . . . . UWHL |

**NOTE** LAPTOP LOCKER IS NOT AVAILABLE ON VENEER TOP SURFACES, WOODGRAIN OR DIRECTIONAL PATTERN LAMINATES OR TABLE WITH LIGHTWEIGHT LAMINATE CORE.

For additional questions contact Versteel Customer Service at 800.876.2120.



Questions?

800 876 2120

top >  
edge >

edge ordering code (radius corner) >  
or  
edge ordering code (square corner) >  
top thickness >

edge ordering code (radius corner) >  
or  
edge ordering code (square corner) >  
top thickness >





top thickness price >

|            |    | Laminate PVC                   |                                | Laminate Wood                  |                                  | Laminate Reverse Bevel |                | Laminate 1 1/4" Wood |        |      |
|------------|----|--------------------------------|--------------------------------|--------------------------------|----------------------------------|------------------------|----------------|----------------------|--------|------|
|            |    | Flat                           |                                | Flat                           |                                  | Acrylic                |                | Square               |        |      |
|            |    |                                |                                |                                |                                  |                        |                |                      |        |      |
|            |    | LP2R<br>or<br>LP2S<br>1 1/4"   | LP3R<br>or<br>LP3S<br>1 3/4"   | LW2R<br>or<br>LW2S<br>1 1/4"   | LMRA2R<br>or<br>LMRA2S<br>1 1/4" |                        | LWS2<br>1 1/4" | LWS3<br>1 3/4"       |        |      |
|            |    | Fluted                         |                                | Fluted                         |                                  |                        |                | Fluted               |        |      |
|            |    |                                |                                |                                |                                  |                        |                |                      |        |      |
|            |    | LPF2R<br>or<br>LPF2S<br>1 1/4" | LPF3R<br>or<br>LPF3S<br>1 3/4" | LWF2R<br>or<br>LWF2S<br>1 1/4" |                                  |                        | LWF2<br>1 1/4" | LWF3<br>1 3/4"       |        |      |
|            |    | 1 1/4"                         | 1 3/4"                         | 1 1/4"                         |                                  |                        |                | 1 1/4"               | 1 3/4" |      |
| Base Style |    | Table Description              |                                | Model #                        | Product Wt                       |                        |                |                      |        |      |
|            | TI | 18 x 48 Fix                    | USTI 1848REFX                  | 49                             | 1125                             | 1230                   | 1440           | 1628                 | 1657   |      |
|            |    | 18 x 48 Slim-Tilt              | USTI 1848REST                  | 59                             | 1461                             | 1569                   | 1778           | 1963                 | 1991   |      |
|            |    | 18 x 60 Fix                    | USTI 1860REFX                  | 70                             | 1217                             | 1292                   | 1578           | 1772                 | 1796   |      |
|            |    | 18 x 60 Slim-Tilt              | USTI 1860REST                  | 80                             | 1552                             | 1628                   | 1915           | 2108                 | 2136   |      |
|            |    | 18 x 72 Fix                    | USTI 1872REFX                  | 80                             | 1273                             | 1378                   | 1707           | 1954                 | 1981   |      |
|            |    | 18 x 72 Slim-Tilt              | USTI 1872REST                  | 90                             | 1612                             | 1714                   | 2046           | 2290                 | 2317   |      |
|            |    | 18 x 84 Fix                    | USTI 1884REFX                  | 89                             | 1409                             | 1524                   | 2011           | 2308                 | 2337   |      |
|            |    | 18 x 84 Slim-Tilt              | USTI 1884REST                  | 99                             | 1746                             | 1860                   | 2349           | 2643                 | 2671   |      |
|            |    | 18 x 90 Fix                    | USTI 1890REFX                  | 99                             | 1492                             | 1540                   | 2232           | 2512                 | 2543   |      |
|            |    | 18 x 90 Slim-Tilt              | USTI 1890REST                  | 109                            | 1800                             | 1938                   | 2542           | 2855                 | 2881   |      |
|            |    | 18 x 96 Fix                    | USTI 1896REFX                  | 109                            | 1532                             | 1631                   | 2269           | 2666                 | 2694   |      |
|            |    | 18 x 96 Slim-Tilt              | USTI 1896REST                  | 119                            | 1867                             | 1969                   | 2613           | 3001                 | 3028   |      |
|            | TC | 18 x 48 Fix                    | USTC 1848REFX                  | 49                             | 1125                             | 1230                   | 1440           | 1628                 | 1657   |      |
|            |    | 18 x 60 Fix                    | USTC 1860REFX                  | 70                             | 1217                             | 1292                   | 1578           | 1772                 | 1796   |      |
|            |    | 18 x 72 Fix                    | USTC 1872REFX                  | 80                             | 1273                             | 1378                   | 1707           | 1954                 | 1981   |      |
|            |    | 18 x 84 Fix                    | USTC 1884REFX                  | 89                             | 1409                             | 1524                   | 2011           | 2308                 | 2337   |      |
|            |    | 18 x 90 Fix                    | USTC 1890REFX                  | 99                             | 1492                             | 1540                   | 2232           | 2512                 | 2543   |      |
|            |    | 18 x 96 Fix                    | USTC 1896REFX                  | 109                            | 1532                             | 1631                   | 2269           | 2666                 | 2694   |      |
|            | LI | 18 x 48 Fix                    | USLI 1848REFX                  | 49                             | 1125                             | 1230                   | 1440           | n/a                  | 1628   | 1657 |
|            |    | 18 x 60 Fix                    | USLI 1860REFX                  | 70                             | 1217                             | 1292                   | 1578           | n/a                  | 1772   | 1796 |
|            |    | 18 x 72 Fix                    | USLI 1872REFX                  | 80                             | 1273                             | 1378                   | 1707           | n/a                  | 1954   | 1981 |
|            |    | 18 x 84 Fix                    | USLI 1884REFX                  | 89                             | 1409                             | 1524                   | 2011           | n/a                  | 2308   | 2337 |
|            |    | 18 x 90 Fix                    | USLI 1890REFX                  | 99                             | 1492                             | 1540                   | 2232           | n/a                  | 2512   | 2543 |
|            |    | 18 x 96 Fix                    | USLI 1896REFX                  | 109                            | 1532                             | 1631                   | 2269           | n/a                  | 2666   | 2694 |

To Order, Specify...

- 1 Model Number
- 2 Top Material
- 3 Edge Style and Thickness
- 4 Edge Color
- 5 Base Color
- 6 Additional Options



| Veneer Wood   | Veneer 1 1/4" Wood  |                       |
|---|---|-----------------------|
| Flat  | Square  |                       |
|  |  |                       |
| <b>VW2R</b><br>or<br><b>VW2S</b><br>1 1/4"  | <b>VWS2</b><br>1 1/4"   | <b>VWS3</b><br>1 3/4" |
| Fluted  | Fluted  |                       |
|  |  |                       |
| <b>VWF2R</b><br>or<br><b>VWF2S</b><br>1 1/4"                                      | <b>VWF2</b><br>1 1/4"   | <b>VWF3</b><br>1 3/4" |
| 1 1/4"  | 1 1/4"  | 1 3/4"                |
| 2281  | 2461  | 2638                  |
| 2618  | 2800  | 2976                  |
| 2454  | 2651  | 2872                  |
| 2793  | 2990  | 3208                  |
| 2638  | 2858  | 3103                  |
| 2976  | 3201  | 3437                  |
| 2846  | 3088  | 3353                  |
| 3183  | 3428  | 3688                  |
| 3098  | 3366  | 3653                  |
| 3437  | 3702  | 3984                  |
| 3314  | 3618  | 3924                  |
| 3653  | 3950  | 4262                  |
| 2281  | 2461  | 2638                  |
| 2454  | 2651  | 2872                  |
| 2638  | 2858  | 3103                  |
| 2846  | 3088  | 3353                  |
| 3098  | 3366  | 3653                  |
| 3314  | 3618  | 3924                  |
| 2281  | 2461  | 2638                  |
| 2454  | 2651  | 2872                  |
| 2638  | 2858  | 3103                  |
| 2846  | 3088  | 3353                  |
| 3098  | 3366  | 3653                  |
| 3314  | 3618  | 3924                  |

**Base Options**

|   | Code  | Price   |
|---|-------|---------|
| Alternate Table Height 32" & Under.....           | BAH   | \$ 100  |
| Alternate Table Height 32" & Over.....            | BSP   | \$ call |
| Stretcher Rail (Fix/Tilt) Finish Same as Base     |       |         |
| Tables 36" H & Over Require a Stretcher Rail..... | BSR   | \$ 243  |
| Casters (4), Dual Wheel Black Hard Wheel.....     | CAS27 | \$ 171  |
| Casters (4), Dual Wheel Two-Tone Soft Wheel....   | CAS28 | \$ 171  |
| Mix, Dual Wheel Casters & Glides.....             | BMD   | \$ 163  |
| Self-Leveling Glides (4).....                     | GLD04 | \$ 49   |

**Finish Options**

|                            |        |
|----------------------------|--------|
| Chrome.....                | \$ 649 |
| Nickel.....                | \$ 710 |
| Powder Coat, Standard..... | n/c    |
| Powder Coat, Premium.....  | \$ 165 |
| Platinum.....              | \$ 488 |

**Top Options**

|                                  |     |        |
|----------------------------------|-----|--------|
| Table Link (all four sides)..... | TLK | \$ 251 |
| Table Link (18" ends only).....  | TLE | \$ 135 |
| Special Laminate.....            | TSP | call   |
| Custom Cutout (per cutout).....  | TCC | \$ 120 |

**Power + Data Options**

Please reference the Power + Data Price List

**Wire Management Options**

|   |     |        |
|---|-----|--------|
| Basket, Under Top Mount.....                      | WBT | \$ 97  |
| Wire Metal Legway (each).....                     | WUL | \$ 64  |
| 1 Oval Brush Grommet, Location A.....             | WOA | \$ 97  |
| 2 Oval Brush Grommets, Location E.....            | WOE | \$ 194 |
| 1 Oval Brush Grommet, Provide Location Print..... | WOG | \$ 97  |
| 1 Round Grommet, Location A.....                  | WRA | \$ 76  |
| 2 Round Grommets, Location E.....                 | WRE | \$ 152 |
| 1 Round Grommet, Provide Location Print.....      | WRG | \$ 76  |

**Accessories**

|  |          |        |
|--|----------|--------|
| Keyboard Platform w/Mouse Surface..... | AKP27M   | \$ 760 |
| CPU Holder (3" - 9" adjustment).....   | ACPU3-9F | \$ 237 |
| CPU Holder (5" - 8" adjustment).....   | ACPU5-8F | \$ 155 |
| CPU Holder (3" - 5" adjustment).....   | ACPU3F   | \$ 155 |
| Table Floor Mount Bracket Set.....     | AFB      | \$ 57  |



Questions?

800 876 2120

top >  
edge >

edge ordering code (radius corner) >  
or  
edge ordering code (square corner) >  
top thickness >

edge ordering code (radius corner) >  
or  
edge ordering code (square corner) >  
top thickness >

top thickness price >





|                |                   | Laminate PVC                   | Laminate Wood                  | Laminate Reverse Bevel         | Laminate 1 1/4" Wood             |                                  |           |           |
|----------------|-------------------|--------------------------------|--------------------------------|--------------------------------|----------------------------------|----------------------------------|-----------|-----------|
|                |                   | Flat                           | Flat                           | Acrylic                        | Square                           |                                  |           |           |
|                |                   |                                |                                |                                |                                  |                                  |           |           |
|                |                   | LP2R<br>or<br>LP2S<br>1 1/4"   | LP3R<br>or<br>LP3S<br>1 3/4"   | LW2R<br>or<br>LW2S<br>1 1/4"   | LMRA2R<br>or<br>LMRA2S<br>1 1/4" | LWS2<br>1 1/4"    LWS3<br>1 3/4" |           |           |
|                |                   | Fluted                         | Fluted                         |                                | Fluted                           |                                  |           |           |
|                |                   |                                |                                |                                |                                  |                                  |           |           |
|                |                   | LPF2R<br>or<br>LPF2S<br>1 1/4" | LPF3R<br>or<br>LPF3S<br>1 3/4" | LWF2R<br>or<br>LWF2S<br>1 1/4" |                                  | LWF2<br>1 1/4"    LWF3<br>1 3/4" |           |           |
|                |                   | 1 1/4"                         | 1 3/4"                         | 1 1/4"                         | 1 1/4"                           | 1 3/4"                           |           |           |
| Base Style     | Table Description | Model #                        | Product Wt                     |                                |                                  |                                  |           |           |
|                | TI 24 x 48 Fix    | USTI 2448REFX                  | 72                             | 1182                           | 1231                             | 1607                             | 1850 1891 |           |
|                |                   | USTI 2448REST                  | 82                             | 1520                           | 1569                             | 1946                             | 2187 2230 |           |
|                | TI 24 x 60 Fix    | USTI 2460REFX                  | 85                             | 1260                           | 1331                             | 1791                             | 2062 2094 |           |
|                |                   | USTI 2460REST                  | 95                             | 1597                           | 1664                             | 2128                             | 2401 2430 |           |
|                | TI 24 x 72 Fix    | USTI 2472REFX                  | 97                             | 1442                           | 1500                             | 2018                             | 2320 2351 |           |
|                |                   | USTI 2472REST                  | 107                            | 1778                           | 1840                             | 2358                             | 2662 2692 |           |
|                | TI 24 x 84 Fix    | USTI 2484REFX                  | 109                            | 1525                           | 1544                             | 2234                             | 2629 2658 |           |
|                |                   | USTI 2484REST                  | 119                            | 1862                           | 1883                             | 2576                             | 2968 2997 |           |
|                | TI 24 x 90 Fix    | USTI 2490REFX                  | 121                            | 1648                           | 1663                             | 2428                             | 2865 2896 |           |
|                |                   | USTI 2490REST                  | 131                            | 1996                           | 2041                             | 2746                             | 3204 3236 |           |
|                | TI 24 x 96 Fix    | USTI 2496REFX                  | 146                            | 1759                           | 1784                             | 2581                             | 3056 3088 |           |
|                |                   | USTI 2496REST                  | 156                            | 2097                           | 2125                             | 2917                             | 3393 3426 |           |
|                |                   | TC 24 x 48 Fix                 | USTC 2448REFX                  | 72                             | 1182                             | 1231                             | 1607      | 1850 1891 |
|                |                   |                                | USTC 2448REST                  | 82                             | 1520                             | 1569                             | 1946      | 2187 2230 |
| TC 24 x 60 Fix |                   | USTC 2460REFX                  | 85                             | 1260                           | 1331                             | 1791                             | 2062 2094 |           |
|                |                   | USTC 2460REST                  | 95                             | 1597                           | 1664                             | 2128                             | 2401 2430 |           |
| TC 24 x 72 Fix |                   | USTC 2472REFX                  | 97                             | 1442                           | 1500                             | 2018                             | 2320 2351 |           |
|                |                   | USTC 2472REST                  | 107                            | 1778                           | 1840                             | 2358                             | 2662 2692 |           |
| TC 24 x 84 Fix |                   | USTC 2484REFX                  | 109                            | 1525                           | 1544                             | 2234                             | 2629 2658 |           |
|                |                   | USTC 2484REST                  | 119                            | 1862                           | 1883                             | 2576                             | 2968 2997 |           |
| TC 24 x 90 Fix |                   | USTC 2490REFX                  | 121                            | 1648                           | 1663                             | 2428                             | 2865 2896 |           |
|                |                   | USTC 2490REST                  | 131                            | 1996                           | 2041                             | 2746                             | 3204 3236 |           |
| TC 24 x 96 Fix |                   | USTC 2496REFX                  | 146                            | 1759                           | 1784                             | 2581                             | 3056 3088 |           |
|                |                   | USTC 2496REST                  | 156                            | 2097                           | 2125                             | 2917                             | 3393 3426 |           |
|                |                   | LI 24 x 48 Fix                 | USLI 2448REFX                  | 72                             | 1182                             | 1231                             | 1607      | 1850 1891 |
|                |                   |                                | USLI 2460REFX                  | 85                             | 1260                             | 1331                             | 1791      | 2062 2094 |
|                | LI 24 x 72 Fix    | USLI 2472REFX                  | 97                             | 1442                           | 1500                             | 2018                             | 2320 2351 |           |
|                |                   | USLI 2484REFX                  | 109                            | 1525                           | 1544                             | 2234                             | 2629 2658 |           |
|                | LI 24 x 90 Fix    | USLI 2490REFX                  | 121                            | 1648                           | 1663                             | 2428                             | 2865 2896 |           |
|                |                   | USLI 2496REFX                  | 146                            | 1759                           | 1784                             | 2581                             | 3056 3088 |           |

To Order, Specify...

- 1 Model Number
- 2 Top Material
- 3 Edge Style and Thickness
- 4 Edge Color
- 5 Base Color
- 6 Additional Options





| Veneer Wood   | Veneer 1 1/4" Wood  |                       |
|---|---|-----------------------|
| Flat  | Square  |                       |
|  |  |                       |
| <b>VW2R</b><br>or<br><b>VW2S</b><br>1 1/4"  | <b>VWS2</b><br>1 1/4"   | <b>VWS3</b><br>1 3/4" |
| Fluted  | Fluted  |                       |
|  |  |                       |
| <b>VWF2R</b><br>or<br><b>VWF2S</b><br>1 1/4"                                      | <b>VWF2</b><br>1 1/4"   | <b>VWF3</b><br>1 3/4" |
| 1 1/4"  | 1 1/4"  | 1 3/4"                |
| 2388  | 2581  | 2772                  |
| 2725  | 2918  | 3110                  |
| 2629  | 2852  | 3062                  |
| 2968  | 3188  | 3398                  |
| 2852  | 3092  | 3353                  |
| 3188  | 3430  | 3691                  |
| 3123  | 3397  | 3683                  |
| 3462  | 3740  | 4020                  |
| 3399  | 3702  | 4015                  |
| 3769  | 4033  | 4342                  |
| 3500  | 3811  | 4137                  |
| 3835  | 4148  | 4476                  |
| 2388  | 2581  | 2772                  |
| 2725  | 2918  | 3110                  |
| 2629  | 2852  | 3062                  |
| 2968  | 3188  | 3398                  |
| 2852  | 3092  | 3353                  |
| 3188  | 3430  | 3691                  |
| 3123  | 3397  | 3683                  |
| 3462  | 3740  | 4020                  |
| 3399  | 3702  | 4015                  |
| 3769  | 4033  | 4342                  |
| 3500  | 3811  | 4137                  |
| 3835  | 4148  | 4476                  |
| 2388  | 2581  | 2772                  |
| 2629  | 2852  | 3062                  |
| 2852  | 3092  | 3353                  |
| 3123  | 3397  | 3683                  |
| 3399  | 3702  | 4015                  |
| 3500  | 3811  | 4137                  |

**Base Options**

|   | Code  | Price   |
|---|-------|---------|
| Alternate Table Height 32" & Under.....           | BAH   | \$ 100  |
| Alternate Table Height 32" & Over.....            | BSP   | \$ call |
| Stretcher Rail (Fix/Tilt) Finish Same as Base     |       |         |
| Tables 36" H & Over Require a Stretcher Rail..... | BSR   | \$ 243  |
| Casters (4), Dual Wheel Black Hard Wheel.....     | CAS27 | \$ 171  |
| Casters (4), Dual Wheel Two-Tone Soft Wheel....   | CAS28 | \$ 171  |
| Mix, Dual Wheel Casters & Glides.....             | BMD   | \$ 163  |
| Self-Leveling Glides (4).....                     | GLD04 | \$ 49   |

**Finish Options**

|                            |        |
|----------------------------|--------|
| Chrome.....                | \$ 649 |
| Nickel.....                | \$ 710 |
| Powder Coat, Standard..... | n/c    |
| Powder Coat, Premium.....  | \$ 165 |
| Platinum.....              | \$ 488 |

**Top Options**

|   |      |         |
|---|------|---------|
| Table Link (all four sides).....  | TLK  | \$ 251  |
| Table Link (24" ends only).....   | TLE  | \$ 135  |
| Special Laminate.....   | TSP  | call    |
| Custom Cutout (per cutout).....   | TCC  | \$ 120  |
| Laptop Locker (each).....   | TLA  | \$ 1375 |
| (available on fixed tables only, see page 34 in All Tables Price List for additional information) |      |         |
| Electronic Lock (per locker).....   | TLEL | \$ 359  |
| Power Unit (up to 10 lockers sequenced).....  | TLPU | \$ 567  |
| (includes 1 key, required for electronic lock)  |      |         |

**Power + Data Options**

Please reference the Power + Data Price List

**Wire Management Options**

|   |     |        |
|---|-----|--------|
| Basket, Under Top Mount.....                      | WBT | \$ 97  |
| Wire Metal Legway (each).....                     | WUL | \$ 64  |
| 1 Oval Brush Grommet, Location A.....             | WOA | \$ 97  |
| 2 Oval Brush Grommets, Location E.....            | WOE | \$ 194 |
| 1 Oval Brush Grommet, Provide Location Print..... | WOG | \$ 97  |
| 1 Round Grommet, Location A.....                  | WRA | \$ 76  |
| 2 Round Grommets, Location E.....                 | WRE | \$ 152 |
| 1 Round Grommet, Provide Location Print.....      | WRG | \$ 76  |

**Accessories**

|  |          |        |
|--|----------|--------|
| Keyboard Platform w/Mouse Surface..... | AKP27M   | \$ 760 |
| CPU Holder (3" - 9" adjustment).....   | ACPU3-9F | \$ 237 |
| CPU Holder (5" - 8" adjustment).....   | ACPU5-8F | \$ 155 |
| CPU Holder (3" - 5" adjustment).....   | ACPU3F   | \$ 155 |
| Table Floor Mount Bracket Set.....     | AFB      | \$ 57  |



Questions?

800 876 2120

top >  
edge >

edge ordering code (radius corner) >  
or  
edge ordering code (square corner) >  
top thickness >

edge ordering code (radius corner) >  
or  
edge ordering code (square corner) >  
top thickness >





top thickness price >

| Laminate PVC                   | Laminate Wood                  | Laminate Reverse Bevel         | Laminate 1 1/4" Wood             |                |      |      |      |      |  |
|--------------------------------|--------------------------------|--------------------------------|----------------------------------|----------------|------|------|------|------|--|
| Flat                           | Flat                           | Acrylic                        | Square                           |                |      |      |      |      |  |
|                                |                                |                                |                                  |                |      |      |      |      |  |
| LP2R<br>or<br>LP2S<br>1 1/4"   | LP3R<br>or<br>LP3S<br>1 3/4"   | LW2R<br>or<br>LW2S<br>1 1/4"   | LMRA2R<br>or<br>LMRA2S<br>1 1/4" | LWS2<br>1 1/4" |      |      |      |      |  |
| LWS3<br>1 3/4"                 |                                |                                |                                  |                |      |      |      |      |  |
| Fluted                         | Fluted                         |                                | Fluted                           |                |      |      |      |      |  |
|                                |                                |                                |                                  |                |      |      |      |      |  |
| LPF2R<br>or<br>LPF2S<br>1 1/4" | LPF3R<br>or<br>LPF3S<br>1 3/4" | LWF2R<br>or<br>LWF2S<br>1 1/4" | LWF2<br>1 1/4"                   | LWF3<br>1 3/4" |      |      |      |      |  |
|                                |                                |                                |                                  |                |      |      |      |      |  |
| 1 1/4"                         | 1 3/4"                         | 1 1/4"                         | 1 1/4"                           | 1 3/4"         |      |      |      |      |  |
| Base Style                     | Table Description              | Model #                        | Product Wt                       |                |      |      |      |      |  |
| <br>TI                         | 30 x 42 Fix                    | USTI 3042REFX                  | 76                               | 1202           | 1278 | 1562 | 1732 | 1775 |  |
|                                | 30 x 48 Fix                    | USTI 3048REFX                  | 86                               | 1300           | 1430 | 1746 | 1956 | 2001 |  |
|                                | 30 x 48 Slim-Tilt              | USTI 3048REST                  | 96                               | 1641           | 1771 | 2083 | 2294 | 2342 |  |
|                                | 30 x 60 Fix                    | USTI 3060REFX                  | 100                              | 1381           | 1439 | 1949 | 2247 | 2295 |  |
|                                | 30 x 60 Slim-Tilt              | USTI 3060REST                  | 110                              | 1719           | 1775 | 2288 | 2584 | 2633 |  |
|                                | 30 x 72 Fix                    | USTI 3072REFX                  | 115                              | 1489           | 1550 | 2155 | 2517 | 2585 |  |
|                                | 30 x 72 Slim-Tilt              | USTI 3072REST                  | 125                              | 1827           | 1890 | 2494 | 2855 | 2921 |  |
|                                | 30 x 84 Fix                    | USTI 3084REFX                  | 129                              | 1590           | 1684 | 2434 | 2866 | 2954 |  |
|                                | 30 x 84 Slim-Tilt              | USTI 3084REST                  | 139                              | 1931           | 2023 | 2773 | 3205 | 3291 |  |
|                                | 30 x 90 Fix                    | USTI 3090REFX                  | 144                              | 1698           | 1850 | 2632 | 3124 | 3190 |  |
|                                | 30 x 90 Slim-Tilt              | USTI 3090REST                  | 154                              | 2030           | 2164 | 2911 | 3462 | 3555 |  |
|                                | 30 x 96 Fix                    | USTI 3096REFX                  | 149                              | 1791           | 1948 | 2793 | 3325 | 3417 |  |
|                                | 30 x 96 Slim-Tilt              | USTI 3096REST                  | 161                              | 2128           | 2285 | 3132 | 3666 | 3752 |  |
| 30 x 120 Fix                   | USTI 30120REFX                 | 196                            | 2612                             | 2768           | 3957 | 4723 | 4808 |      |  |
| <br>TC                         | 30 x 42 Fix                    | USTC 3042REFX                  | 76                               | 1202           | 1278 | 1562 | 1732 | 1775 |  |
|                                | 30 x 48 Fix                    | USTC 3048REFX                  | 86                               | 1300           | 1430 | 1746 | 1956 | 2001 |  |
|                                | 30 x 48 Slim-Tilt              | USTC 3048REST                  | 96                               | 1641           | 1771 | 2083 | 2294 | 2342 |  |
|                                | 30 x 60 Fix                    | USTC 3060REFX                  | 100                              | 1381           | 1439 | 1949 | 2247 | 2295 |  |
|                                | 30 x 60 Slim-Tilt              | USTC 3060REST                  | 110                              | 1719           | 1775 | 2288 | 2584 | 2633 |  |
|                                | 30 x 72 Fix                    | USTC 3072REFX                  | 115                              | 1489           | 1550 | 2155 | 2517 | 2585 |  |
|                                | 30 x 72 Slim-Tilt              | USTC 3072REST                  | 125                              | 1827           | 1890 | 2494 | 2855 | 2921 |  |
|                                | 30 x 84 Fix                    | USTC 3084REFX                  | 129                              | 1590           | 1684 | 2434 | 2866 | 2954 |  |
|                                | 30 x 84 Slim-Tilt              | USTC 3084REST                  | 139                              | 1931           | 2023 | 2773 | 3205 | 3291 |  |
|                                | 30 x 90 Fix                    | USTC 3090REFX                  | 144                              | 1698           | 1850 | 2632 | 3124 | 3190 |  |
|                                | 30 x 90 Slim-Tilt              | USTC 3090REST                  | 154                              | 2030           | 2164 | 2911 | 3462 | 3555 |  |
|                                | 30 x 96 Fix                    | USTC 3096REFX                  | 149                              | 1791           | 1948 | 2793 | 3325 | 3417 |  |
|                                | 30 x 96 Slim-Tilt              | USTC 3096REST                  | 161                              | 2128           | 2285 | 3132 | 3666 | 3752 |  |
| 30 x 120 Fix                   | USTC 30120REFX                 | 196                            | 2612                             | 2768           | 3957 | 4723 | 4808 |      |  |

To Order, Specify...

- 1 Model Number
- 2 Top Material
- 3 Edge Style and Thickness
- 4 Edge Color
- 5 Base Color
- 6 Additional Options



| Veneer Wood   | Veneer 1 1/4" Wood  |                       |
|---|---|-----------------------|
| Flat  | Square  |                       |
|  |  |                       |
| <b>VW2R</b><br>or<br><b>VW2S</b><br>1 1/4"  | <b>VWS2</b><br>1 1/4"   | <b>VWS3</b><br>1 1/4" |
| Fluted  | Fluted  |                       |
|  |  |                       |
| <b>VWF2R</b><br>or<br><b>VWF2S</b><br>1 1/4"                                      | <b>VWF2</b><br>1 1/4"   | <b>VWF3</b><br>1 1/4" |
| 1 1/4"  | 1 1/4"  | 1 1/4"                |
| 2343  | 2532  | 2702                  |
| 2633  | 2853  | 3061                  |
| 2971  | 3189  | 3398                  |
| 2900  | 3148  | 3392                  |
| 3236  | 3483  | 3727                  |
| 3226  | 3509  | 3727                  |
| 3561  | 3850  | 4065                  |
| 3513  | 3830  | 4137                  |
| 3851  | 4167  | 4475                  |
| 3827  | 4173  | 4469                  |
| 4158  | 4498  | 4831                  |
| 3926  | 4289  | 4628                  |
| 4264  | 4628  | 4964                  |
| 5133  | 5596  | 5933                  |
| 2343  | 2532  | 2702                  |
| 2633  | 2853  | 3061                  |
| 2971  | 3189  | 3398                  |
| 2900  | 3148  | 3392                  |
| 3236  | 3483  | 3727                  |
| 3226  | 3509  | 3727                  |
| 3561  | 3850  | 4065                  |
| 3513  | 3830  | 4137                  |
| 3851  | 4167  | 4475                  |
| 3827  | 4173  | 4469                  |
| 4158  | 4498  | 4831                  |
| 3926  | 4289  | 4628                  |
| 4264  | 4628  | 4964                  |
| 5133  | 5596  | 5933                  |

**Base Options**

|   | Code  | Price   |
|---|-------|---------|
| Alternate Table Height 32" & Under.....           | BAH   | \$ 100  |
| Alternate Table Height 32" & Over.....            | BSP   | \$ call |
| Stretcher Rail (Fix/Tilt) Finish Same as Base     |       |         |
| Tables 36" H & Over Require a Stretcher Rail..... | BSR   | \$ 243  |
| Casters (4), Dual Wheel Black Hard Wheel.....     | CAS27 | \$ 171  |
| Casters (4), Dual Wheel Two-Tone Soft Wheel....   | CAS28 | \$ 171  |
| Mix, Dual Wheel Casters & Glides.....             | BMD   | \$ 163  |
| Self-Leveling Glides (4).....                     | GLD04 | \$ 49   |

**Finish Options**

|                            |        |
|----------------------------|--------|
| Chrome.....                | \$ 649 |
| Nickel.....                | \$ 710 |
| Powder Coat, Standard..... | n/c    |
| Powder Coat, Premium.....  | \$ 165 |
| Platinum.....              | \$ 488 |

**Top Options**

|   |      |         |
|---|------|---------|
| Table Link (all four sides).....  | TLK  | \$ 251  |
| Table Link (30" ends only).....   | TLE  | \$ 135  |
| Special Laminate.....   | TSP  | call    |
| Custom Cutout (per cutout).....   | TCC  | \$ 120  |
| Laptop Locker (each).....   | TLA  | \$ 1375 |
| (available on fixed tables only, see page 34 in All Tables Price List for additional information) |      |         |
| Electronic Lock (per locker).....   | TLEL | \$ 359  |
| Power Unit (up to 10 lockers sequenced).....  | TLPU | \$ 567  |
| (includes 1 key, required for electronic lock)  |      |         |

**Power + Data Options**

Please reference the Power + Data Price List

**Wire Management Options**

|   |     |        |
|---|-----|--------|
| Basket, Under Top Mount.....                      | WBT | \$ 97  |
| Wire Metal Legway (each).....                     | WUL | \$ 64  |
| 1 Oval Brush Grommet, Location A.....             | WOA | \$ 97  |
| 2 Oval Brush Grommets, Location E.....            | WOE | \$ 194 |
| 1 Oval Brush Grommet, Provide Location Print..... | WOG | \$ 97  |
| 1 Round Grommet, Location A.....                  | WRA | \$ 76  |
| 2 Round Grommets, Location E.....                 | WRE | \$ 152 |
| 1 Round Grommet, Provide Location Print.....      | WRG | \$ 76  |

**Accessories**

|  |          |        |
|--|----------|--------|
| Keyboard Platform w/Mouse Surface..... | AKP27M   | \$ 760 |
| CPU Holder (3" - 9" adjustment).....   | ACPU3-9F | \$ 237 |
| CPU Holder (5" - 8" adjustment).....   | ACPU5-8F | \$ 155 |
| CPU Holder (3" - 5" adjustment).....   | ACPU3F   | \$ 155 |
| Table Floor Mount Bracket Set.....     | AFB      | \$ 57  |



Questions?

800 876 2120

top >  
edge >

edge ordering code (radius corner) >  
or  
edge ordering code (square corner) >  
top thickness >

edge ordering code (radius corner) >  
or  
edge ordering code (square corner) >  
top thickness >  
top thickness price >





| top ><br>edge > | Laminate<br>PVC                | Laminate<br>Wood               | Laminate<br>Reverse Bevel      | Laminate<br>1 1/4" Wood          |
|-----------------|--------------------------------|--------------------------------|--------------------------------|----------------------------------|
|                 | Flat                           | Flat                           | Acrylic                        | Square                           |
|                 |                                |                                |                                |                                  |
|                 | LP2R<br>or<br>LP2S<br>1 1/4"   | LP3R<br>or<br>LP3S<br>1 3/4"   | LW2R<br>or<br>LW2S<br>1 1/4"   | LMRA2R<br>or<br>LMRA2S<br>1 1/4" |
|                 |                                |                                |                                | LWS2<br>1 1/4"    LWS3<br>1 3/4" |
|                 | Fluted                         | Fluted                         |                                | Fluted                           |
|                 |                                |                                |                                |                                  |
|                 | LPF2R<br>or<br>LPF2S<br>1 1/4" | LPF3R<br>or<br>LPF3S<br>1 3/4" | LWF2R<br>or<br>LWF2S<br>1 1/4" |                                  |
|                 |                                |                                |                                | LWF2<br>1 1/4"    LWF3<br>1 3/4" |
|                 | 1 1/4"                         | 1 3/4"                         | 1 1/4"                         | 1 1/4"    1 3/4"                 |

| Base Style | Table Description | Model #       | Product Wt |
|------------|-------------------|---------------|------------|
|            | L1 30 x 42 Fix    | USL1 3042REFX | 76         |
|            | 30 x 48 Fix       | USL1 3048REFX | 86         |
|            | 30 x 60 Fix       | USL1 3060REFX | 100        |
|            | 30 x 72 Fix       | USL1 3072REFX | 115        |
|            | 30 x 84 Fix       | USL1 3084REFX | 129        |
|            | 30 x 90 Fix       | USL1 3090REFX | 144        |
|            | 30 x 96 Fix       | USL1 3096REFX | 149        |

To Order, Specify...

- 1 Model Number
- 2 Top Material
- 3 Edge Style and Thickness
- 4 Edge Color
- 5 Base Color
- 6 Additional Options



|   |   |                       |
|---|---|-----------------------|
| Veneer Wood   | Veneer 1 1/4" Wood  |                       |
| Flat  | Square  |                       |
|  |  |                       |
| <b>VW2R</b><br>or<br><b>VW2S</b><br>1 1/4"  | <b>VWS2</b><br>1 1/4"   | <b>VWS3</b><br>1 3/4" |
| Fluted  | Fluted  |                       |
|  |  |                       |
| <b>VWF2R</b><br>or<br><b>VWF2S</b><br>1 1/4"                                      | <b>VWF2</b><br>1 1/4"   | <b>VWF3</b><br>1 3/4" |
| 1 1/4"  | 1 1/4"  | 1 3/4"                |
| 2343  | 2532  | 2702                  |
| 2633  | 2853  | 3061                  |
| 2900  | 3148  | 3392                  |
| 3226  | 3509  | 3727                  |
| 3513  | 3830  | 4137                  |
| 3827  | 4173  | 4469                  |
| 3926  | 4289  | 4628                  |

**Base Options**

|   | Code  | Price   |
|---|-------|---------|
| Alternate Table Height 32" & Under.....           | BAH   | \$ 100  |
| Alternate Table Height 32" & Over.....            | BSP   | \$ call |
| Stretcher Rail (Fix/Tilt) Finish Same as Base     |       |         |
| Tables 36" H & Over Require a Stretcher Rail..... | BSR   | \$ 243  |
| Casters (4), Dual Wheel Black Hard Wheel.....     | CAS27 | \$ 171  |
| Casters (4), Dual Wheel Two-Tone Soft Wheel....   | CAS28 | \$ 171  |
| Mix, Dual Wheel Casters & Glides.....             | BMD   | \$ 163  |
| Self-Leveling Glides (4).....                     | GLD04 | \$ 49   |

**Finish Options**

|                            |        |
|----------------------------|--------|
| Chrome.....                | \$ 649 |
| Nickel.....                | \$ 710 |
| Powder Coat, Standard..... | n/c    |
| Powder Coat, Premium.....  | \$ 165 |
| Platinum.....              | \$ 488 |

**Top Options**

|   |      |         |
|---|------|---------|
| Table Link (all four sides).....  | TLK  | \$ 251  |
| Table Link (30" ends only).....   | TLE  | \$ 135  |
| Special Laminate.....   | TSP  | call    |
| Custom Cutout (per cutout).....   | TCC  | \$ 120  |
| Laptop Locker (each).....   | TLA  | \$ 1375 |
| (available on fixed tables only, see page 34 in All Tables Price List for additional information) |      |         |
| Electronic Lock (per locker).....   | TLEL | \$ 359  |
| Power Unit (up to 10 lockers sequenced).....  | TLPU | \$ 567  |
| (includes 1 key, required for electronic lock)  |      |         |

**Power + Data Options**

Please reference the Power + Data Price List

**Wire Management Options**

|   |     |        |
|---|-----|--------|
| Basket, Under Top Mount.....                      | WBT | \$ 97  |
| Wire Metal Legway (each).....                     | WUL | \$ 64  |
| 1 Oval Brush Grommet, Location A.....             | WOA | \$ 97  |
| 2 Oval Brush Grommets, Location E.....            | WOE | \$ 194 |
| 1 Oval Brush Grommet, Provide Location Print..... | WOG | \$ 97  |
| 1 Round Grommet, Location A.....                  | WRA | \$ 76  |
| 2 Round Grommets, Location E.....                 | WRE | \$ 152 |
| 1 Round Grommet, Provide Location Print.....      | WRG | \$ 76  |

**Accessories**

|  |          |        |
|--|----------|--------|
| Keyboard Platform w/Mouse Surface..... | AKP27M   | \$ 760 |
| CPU Holder (3" - 9" adjustment).....   | ACPU3-9F | \$ 237 |
| CPU Holder (5" - 8" adjustment).....   | ACPU5-8F | \$ 155 |
| CPU Holder (3" - 5" adjustment).....   | ACPU3F   | \$ 155 |
| Table Floor Mount Bracket Set.....     | AFB      | \$ 57  |



Questions?

800 876 2120

top >  
edge >

edge ordering code (radius corner) >  
or  
edge ordering code (square corner) >  
top thickness >

edge ordering code (radius corner) >  
or  
edge ordering code (square corner) >  
top thickness >





top thickness price >

|              |                   | Laminate PVC   |            | Laminate Wood |        | Laminate Reverse Bevel |      | Laminate 1 1/4" Wood |        |
|--------------|-------------------|----------------|------------|---------------|--------|------------------------|------|----------------------|--------|
|              |                   | Flat           |            | Flat          |        | Acrylic                |      | Square               |        |
|              |                   |                |            |               |        |                        |      |                      |        |
|              |                   | LP2R           | LP3R       | LW2R          | LMRA2R |                        |      | LWS2                 | LWS3   |
|              |                   | or             | or         | or            | or     |                        |      | 1 1/4"               | 1 3/4" |
|              |                   | LP2S           | LP3S       | LW2S          | LMRA2S |                        |      |                      |        |
|              |                   | 1 1/4"         | 1 3/4"     | 1 1/4"        | 1 1/4" |                        |      |                      |        |
|              |                   | Fluted         |            | Fluted        |        |                        |      | Fluted               |        |
|              |                   |                |            |               |        |                        |      |                      |        |
|              |                   | LPF2R          | LPF3R      | LWF2R         |        |                        |      | LWF2                 | LWF3   |
|              |                   | or             | or         | or            |        |                        |      | 1 1/4"               | 1 3/4" |
|              |                   | LPF2S          | LPF3S      | LWF2S         |        |                        |      |                      |        |
|              |                   | 1 1/4"         | 1 3/4"     | 1 1/4"        |        |                        |      |                      |        |
|              |                   | 1 1/4"         | 1 3/4"     | 1 1/4"        |        |                        |      | 1 1/4"               | 1 3/4" |
| Base Style   | Table Description | Model #        | Product Wt |               |        |                        |      |                      |        |
|              | TI 36 x 48 Fix    | USTI 3648REFX  | 86         | 1385          | 1506   | 2028                   |      | 2233                 | 2489   |
|              | 36 x 48 Tilt      | USTI 3648RETL  | 96         | 1724          | 1846   | 2366                   |      | 2571                 | 2825   |
|              | 36 x 60 Fix       | USTI 3660REFX  | 113        | 1492          | 1612   | 2178                   |      | 2412                 | 2668   |
|              | 36 x 60 Tilt      | USTI 3660RETL  | 123        | 1830          | 1954   | 2517                   |      | 2747                 | 3004   |
|              | 36 x 72 Fix       | USTI 3672REFX  | 130        | 1552          | 1664   | 2337                   |      | 2727                 | 2772   |
|              | 36 x 72 Tilt      | USTI 3672RETL  | 140        | 1891          | 2009   | 2671                   |      | 3064                 | 3110   |
|              | 36 x 84 Fix       | USTI 3684REFX  | 147        | 1869          | 1930   | 2685                   |      | 3097                 | 3163   |
|              | 36 x 84 Tilt      | USTI 3684RETL  | 157        | 2207          | 2266   | 3023                   |      | 3432                 | 3504   |
|              | 36 x 96 Fix       | USTI 3696REFX  | 151        | 2058          | 2254   | 3021                   |      | 3528                 | 3591   |
|              | 36 x 96 Tilt      | USTI 3696RETL  | 161        | 2397          | 2590   | 3360                   |      | 3869                 | 3930   |
|              | 36 x 120 Fix      | USTI 36120REFX | 188        | 2973          | 3167   | 4330                   |      | 5103                 | 5168   |
|              | 36 x 48 Fix       | USTC 3648REFX  | 86         | 1385          | 1506   | 2028                   |      | 2233                 | 2489   |
|              | 36 x 48 Tilt      | USTC 3648RETL  | 96         | 1724          | 1846   | 2366                   |      | 2571                 | 2825   |
|              | 36 x 60 Fix       | USTC 3660REFX  | 113        | 1492          | 1612   | 2178                   |      | 2412                 | 2668   |
| 36 x 60 Tilt | USTC 3660RETL     | 123            | 1830       | 1954          | 2517   |                        | 2747 | 3004                 |        |
|              | TC 36 x 72 Fix    | USTC 3672REFX  | 130        | 1552          | 1664   | 2337                   |      | 2727                 | 2772   |
|              | 36 x 72 Tilt      | USTC 3672RETL  | 140        | 1891          | 2009   | 2671                   |      | 3064                 | 3110   |
|              | 36 x 84 Fix       | USTC 3684REFX  | 147        | 1869          | 1930   | 2685                   |      | 3097                 | 3163   |
|              | 36 x 84 Tilt      | USTC 3684RETL  | 157        | 2207          | 2266   | 3023                   |      | 3432                 | 3504   |
|              | 36 x 96 Fix       | USTC 3696REFX  | 151        | 2058          | 2254   | 3021                   |      | 3528                 | 3591   |
|              | 36 x 96 Tilt      | USTC 3696RETL  | 161        | 2397          | 2590   | 3360                   |      | 3869                 | 3930   |
|              | 36 x 120 Fix      | USTC 36120REFX | 188        | 2973          | 3167   | 4330                   |      | 5103                 | 5168   |

To Order, Specify...

- 1 Model Number
- 2 Top Material
- 3 Edge Style and Thickness
- 4 Edge Color
- 5 Base Color
- 6 Additional Options



|   |   |                       |
|---|---|-----------------------|
| Veneer Wood   | Veneer 1 1/4" Wood  |                       |
| Flat  | Square  |                       |
|  |  |                       |
| <b>VW2R</b><br>or<br><b>VW2S</b><br>1 1/4"  | <b>VWS2</b><br>1 1/4"   | <b>VWS3</b><br>1 1/4" |
| Fluted  | Fluted  |                       |
|  |  |                       |
| <b>VWF2R</b><br>or<br><b>VWF2S</b><br>1 1/4"                                      | <b>VWF2</b><br>1 1/4"   | <b>VWF3</b><br>1 1/4" |
| 1 1/4"  | 1 1/4"  | 1 1/4"                |
| 3193  | 3477  | 3621                  |
| 3531  | 3813  | 3959                  |
| 3380  | 3681  | 3826                  |
| 3717  | 4020  | 4163                  |
| 3751  | 4096  | 4247                  |
| 4090  | 4432  | 4585                  |
| 4079  | 4457  | 4638                  |
| 4415  | 4797  | 4976                  |
| 4351  | 4761  | 4960                  |
| 4689  | 5100  | 5297                  |
| 5730  | 6258  | 6457                  |
| 3193  | 3477  | 3621                  |
| 3531  | 3813  | 3959                  |
| 3380  | 3681  | 3826                  |
| 3717  | 4020  | 4163                  |
| 3751  | 4096  | 4247                  |
| 4090  | 4432  | 4585                  |
| 4079  | 4457  | 4638                  |
| 4415  | 4797  | 4976                  |
| 4351  | 4761  | 4960                  |
| 4689  | 5100  | 5297                  |
| 5730  | 6258  | 6457                  |

**Base Options**

|   | Code  | Price   |
|---|-------|---------|
| Alternate Table Height 32" & Under.....           | BAH   | \$ 100  |
| Alternate Table Height 32" & Over.....            | BSP   | \$ call |
| Stretcher Rail (Fix/Tilt) Finish Same as Base     |       |         |
| Tables 36" H & Over Require a Stretcher Rail..... | BSR   | \$ 243  |
| Casters (4), Dual Wheel Black Hard Wheel.....     | CAS27 | \$ 171  |
| Casters (4), Dual Wheel Two-Tone Soft Wheel....   | CAS28 | \$ 171  |
| Mix, Dual Wheel Casters & Glides.....             | BMD   | \$ 163  |
| Self-Leveling Glides (4).....                     | GLD04 | \$ 49   |

**Finish Options**

|                            |        |
|----------------------------|--------|
| Chrome.....                | \$ 649 |
| Nickel.....                | \$ 710 |
| Powder Coat, Standard..... | n/c    |
| Powder Coat, Premium.....  | \$ 165 |
| Platinum.....              | \$ 488 |

**Top Options**

|   |      |         |
|---|------|---------|
| Table Link (all four sides).....  | TLK  | \$ 251  |
| Table Link (36" ends only).....   | TLE  | \$ 135  |
| Special Laminate.....   | TSP  | call    |
| Custom Cutout (per cutout).....   | TCC  | \$ 120  |
| Laptop Locker (each).....   | TLA  | \$ 1375 |
| (available on fixed tables only, see page 34 in All Tables Price List for additional information) |      |         |
| Electronic Lock (per locker).....   | TLEL | \$ 359  |
| Power Unit (up to 10 lockers sequenced).....  | TLPU | \$ 567  |
| (includes 1 key, required for electronic lock)  |      |         |

**Power + Data Options**

Please reference the Power + Data Price List

**Wire Management Options**

|   |     |        |
|---|-----|--------|
| Basket, Under Top Mount.....                      | WBT | \$ 97  |
| Wire Metal Legway (each).....                     | WUL | \$ 64  |
| 1 Oval Brush Grommet, Location A.....             | WOA | \$ 97  |
| 2 Oval Brush Grommets, Location E.....            | WOE | \$ 194 |
| 1 Oval Brush Grommet, Provide Location Print..... | WOG | \$ 97  |
| 1 Round Grommet, Location A.....                  | WRA | \$ 76  |
| 2 Round Grommets, Location E.....                 | WRE | \$ 152 |
| 1 Round Grommet, Provide Location Print.....      | WRG | \$ 76  |

**Accessories**

|  |          |        |
|--|----------|--------|
| Keyboard Platform w/Mouse Surface..... | AKP27M   | \$ 760 |
| CPU Holder (3" - 9" adjustment).....   | ACPU3-9F | \$ 237 |
| CPU Holder (5" - 8" adjustment).....   | ACPU5-8F | \$ 155 |
| CPU Holder (3" - 5" adjustment).....   | ACPU3F   | \$ 155 |
| Table Floor Mount Bracket Set.....     | AFB      | \$ 57  |



Questions?

800 876 2120

top >  
edge >

edge ordering code (radius corner) >  
or  
edge ordering code (square corner) >  
top thickness >

edge ordering code (radius corner) >  
or  
edge ordering code (square corner) >  
top thickness >  
top thickness price >

| Laminate PVC                   | Laminate Wood                  | Laminate Reverse Bevel         | Laminate 1 1/4" Wood             |                                  |
|--------------------------------|--------------------------------|--------------------------------|----------------------------------|----------------------------------|
| Flat                           | Flat                           | Acrylic                        | Square                           |                                  |
|                                |                                |                                |                                  |                                  |
| LP2R<br>or<br>LP2S<br>1 1/4"   | LP3R<br>or<br>LP3S<br>1 3/4"   | LW2R<br>or<br>LW2S<br>1 1/4"   | LMRA2R<br>or<br>LMRA2S<br>1 1/4" | LWS2<br>1 1/4"    LWS3<br>1 3/4" |
| Fluted                         | Fluted                         |                                | Fluted                           |                                  |
|                                |                                |                                |                                  |                                  |
| LPF2R<br>or<br>LPF2S<br>1 1/4" | LPF3R<br>or<br>LPF3S<br>1 3/4" | LWF2R<br>or<br>LWF2S<br>1 1/4" |                                  | LWF2<br>1 1/4"    LWF3<br>1 3/4" |
| 1 1/4"                         | 1 3/4"                         | 1 1/4"                         |                                  | 1 1/4"    1 3/4"                 |





| Base Style | Table Description | Model #        | Product Wt | 2375 2584 |      | 3307 | 3886 | 3980  |
|------------|-------------------|----------------|------------|-----------|------|------|------|-------|
| <br>T2     | 42 x 72 Fix       | UST2 4272REFX  | 176        | 2375      | 2584 | 3307 | 3886 | 3980  |
|            | 42 x 84 Fix       | UST2 4284REFX  | 195        | 2531      | 2776 | 3749 | 4515 | 4650  |
|            | 42 x 96 Fix       | UST2 4296REFX  | 214        | 2618      | 2880 | 3881 | 4708 | 4858  |
|            | 48 x 96 Fix       | UST2 4896REFX  | 247        | 2693      | 2971 | 4045 | 4886 | 5043  |
|            | 48 x 120 Fix      | UST2 48120REFX | 310        |           | 3989 |      |      | 6643  |
|            | 48 x 144 Fix      | UST2 48144REFX | 354        |           | 4441 |      |      | 7337  |
|            | 48 x 192 Fix      | UST2 48192REFX | 458        |           | 6719 |      |      | 11730 |
|            | 60 x 120 Fix      | UST2 60120REFX | 387        |           | 3989 |      |      | 6643  |
|            | 60 x 144 Fix      | UST2 60144REFX | 449        |           | 4732 |      |      | 7863  |
|            | 60 x 192 Fix      | UST2 60192REFX | 593        |           | 7144 |      |      | 12232 |

To Order, Specify...

- 1 Model Number
- 2 Top Material
- 3 Edge Style and Thickness
- 4 Edge Color
- 5 Base Color
- 6 Additional Options





| Veneer Wood   | Veneer 1 1/4" Wood  |                       |
|---|---|-----------------------|
| Flat  | Square  |                       |
|  |  |                       |
| <b>VW2R</b><br>or<br><b>VW2S</b><br>1 1/4"  | <b>VWS2</b><br>1 1/4"   | <b>VWS3</b><br>1 1/4" |
| Fluted  | Fluted  |                       |
|  |  |                       |
| <b>VWF2R</b><br>or<br><b>VWF2S</b><br>1 1/4"                                      | <b>VWF2</b><br>1 1/4"   | <b>VWF3</b><br>1 1/4" |
| 1 1/4"  | 1 1/4"  | 1 1/4"                |
| 4631  | 5026  | 5195                  |
| 5028  | 5466  | 5652                  |
| 5385  | 5865  | 6075                  |
| 5786  | 6308  | 6517                  |
|   |   | 8329                  |
|   |   | 9403                  |
|   |   | 13305                 |
|   |   | 8329                  |
|   |   | 9964                  |
|   |   | 13282                 |

**Base Options**

**Code Price**

Stretcher Rail (Finish Same as Base)

|  |       |        |
|--|-------|--------|
| Tables 36" H & Over Require a Stretcher Rail | BSR   | \$ 243 |
| Casters (4), Dual Wheel Black Hard Wheel     | CAS27 | \$ 171 |
| Casters (4), Dual Wheel Two-Tone Soft Wheel  | CAS28 | \$ 171 |
| Mix, Dual Wheel Casters & Glides             | BMD   | \$ 163 |
| Self-Leveling Glides (4)                     | GLD04 | \$ 49  |

**Finish Options**

|                       |        |
|-----------------------|--------|
| Chrome                | \$ 649 |
| Nickel                | \$ 710 |
| Powder Coat, Standard | n/c    |
| Powder Coat, Premium  | \$ 165 |
| Platinum              | \$ 488 |

**Top Options**

|  |     |        |
|--|-----|--------|
| Table Link (all four sides)            | TLK | \$ 251 |
| Table Link (42", 48" or 60" ends only) | TLE | \$ 135 |
| Special Laminate                       | TSP | call   |
| Custom Cutout (per cutout)             | TCC | \$ 120 |

**Power + Data Options**

Please reference the Power + Data Price List

**Wire Management Options**

|   |     |        |
|---|-----|--------|
| Basket, Under Top Mount                         | WBT | \$ 97  |
| Wire Metal Legway (each)                        | WUL | \$ 64  |
| 1 Oval Brush Grommet, Location A                | WOA | \$ 97  |
| 2 Oval Brush Grommets, Location E               | WOE | \$ 194 |
| 1 Oval Brush Grommet, Provide Location Print    | WOG | \$ 97  |
| 1 Round Grommet, Location A                     | WRA | \$ 76  |
| 2 Round Grommets, Location E                    | WRE | \$ 152 |
| 1 Round Grommet, Provide Location Print         | WRG | \$ 76  |
| Power Hatch (black), Available in 6" increments | WPH |        |
| 24" or less (each)                              |     | \$ 256 |
| 25" to 48" (each)                               |     | \$ 333 |
| 49" to 81" (each)                               |     | \$ 405 |

**Accessories**

|                                   |          |        |
|-----------------------------------|----------|--------|
| Keyboard Platform w/Mouse Surface | AKP27M   | \$ 760 |
| CPU Holder (3" - 9" adjustment)   | ACPU3-9F | \$ 237 |
| CPU Holder (5" - 8" adjustment)   | ACPU5-8F | \$ 155 |
| CPU Holder (3" - 5" adjustment)   | ACPU3F   | \$ 155 |
| Table Floor Mount Bracket Set     | AFB      | \$ 57  |












**Questions?**

800 876 2120

top >  
edge >

edge ordering code >  
edge ordering code (square corner) >  
top thickness >





edge ordering code >  
top thickness >  
top thickness price >

| Laminate PVC  | Laminate Wood   | Laminate Reverse Bevel   | Laminate 1 1/4" Wood   |                        |              |
|---|---|--|--|------------------------|--------------|
| Flat  | Flat  | Acrylic  | Square   |                        |              |
|  |  |  |  |                        |              |
| <b>LP2R LP3R</b>  | <b>LW2R</b>   | <b>LMRA2R</b>  | <b>LWS2</b>  | <b>LWS3</b>            |              |
| 1 1/4" 1 3/4"   | 1 1/4"  | 1 1/4"   | 1 1/4"   | 1 3/4"                 |              |
| Fluted  | Fluted  |  | Fluted   |                        |              |
|  |  |  |  |                        |              |
| <b>LPF2R LPF3R</b>  | <b>LWF2R</b>  |  | <b>LWF2</b>  | <b>LWF3</b>            |              |
| 1 1/4" 1 3/4"   | 1 1/4"  |  | 1 1/4"   | 1 3/4"                 |              |
| 1 1/4" 1 3/4"   |   | 1 1/4"   | 1 1/4"   | 1 3/4"                 |              |
| Base Style  | Table Description   | Model #  | Product Wt   |                        |              |
|  | <b>Racetrack</b>  |  |  |                        |              |
|   | T1 36 x 72 Fix<br>36 x 72 Tilt  | <b>UST1 3672RAFX</b><br><b>UST1 3672RATL</b>                                       | 120<br>130   | 1942 2137<br>2281 2473 | 2901<br>3237 |
|  | T2 42 x 84 Fix  | <b>UST2 4284RAFX</b>   | 182  | 2689 2961              | 4106         |
|   | 42 x 96 Fix   | <b>UST2 4296RAFX</b>   | 201  | 2920 3246              | 4335         |
|   | 48 x 96 Fix   | <b>UST2 4896RAFX</b>   | 217  | 2967 3310              | 4472         |
|   | 48 x 120 Fix  | <b>UST2 48120RAFX</b>  | 264  | 4287                   |              |
|   | 48 x 144 Fix  | <b>UST2 48144RAFX</b>  | 335  | 5242                   |              |
| T1  | <b>Oval</b>   |  |  |                        |              |
|   | 36 x 72 Fix<br>36 x 72 Tilt   | <b>UST1 3672OVFX</b><br><b>UST1 3672OVTL</b>                                       | 118<br>128   | 2071 2285<br>2410 2621 | 3124<br>3462 |
| T2  | 42 x 84 Fix   | <b>UST2 4284OVFX</b>   | 174  | 3151                   |              |
|   | 48 x 96 Fix   | <b>UST2 4896OVFX</b>   | 210  | 3529                   |              |
|   | 48 x 120 Fix  | <b>UST2 48120OVFX</b>  | 252  | 4608                   |              |

**To Order, Specify...**

- 1 Model Number
- 2 Top Material
- 3 Edge Style and Thickness
- 4 Edge Color
- 5 Base Color
- 6 Additional Options



| Veneer Wood   | Veneer 1 1/4" Wood  |             |
|---|---|-------------|
| Flat  | Square  |             |
|  |  |             |
| <b>VW2R</b>   | <b>VWS2</b>   | <b>VWS3</b> |
| 1 1/4"  | 1 1/4"  | 1 1/4"      |
| Fluted  | Fluted  |             |
|  |  |             |
| <b>VWF2R</b>  | <b>VWF2</b>   | <b>VWF3</b> |
| 1 1/4"  | 1 1/4"  | 1 1/4"      |
| 1 1/4"  | 1 1/4"  | 1 1/4"      |
| 5636  | 6187  | 6381        |
| 5972  | 6528  | 6722        |
| 6825  | 7462  | 7728        |
| 7414  | 8115  | 8421        |
| 7589  | 8314  | 8598        |
|   |   | 9534        |
|   |   | 12348       |
| 6132  | 6743  | 6954        |
| 6467  | 7080  | 7293        |
|   |   | 8393        |
|   |   | 9347        |
|   |   | 10380       |

**Base Options**

|   | Code  | Price  |
|---|-------|--------|
| Casters (4), Dual Wheel Black Hard Wheel .....    | CAS27 | \$ 171 |
| Casters (4), Dual Wheel Two-Tone Soft Wheel ..... | CAS28 | \$ 171 |
| Mix, Dual Wheel Casters & Glides .....            | BMD   | \$ 163 |
| Self-Leveling Glides (4) .....                    | GLD04 | \$ 49  |

**Finish Options**

|                             |        |
|-----------------------------|--------|
| Chrome .....                | \$ 649 |
| Nickel .....                | \$ 710 |
| Powder Coat, Standard ..... | n/c    |
| Powder Coat, Premium .....  | \$ 165 |
| Platinum .....              | \$ 488 |

**Top Options**

|                                      |     |        |
|--------------------------------------|-----|--------|
| 2-Piece Top (120" Length only) ..... | T2P | \$ 629 |
| Special Laminate .....               | TSP | call   |
| Custom Cutout (per cutout) .....     | TCC | \$ 120 |

**Power + Data Options**

Please reference the Power + Data Price List

**Wire Management Options**

|   |     |        |
|---|-----|--------|
| Basket, Under Top Mount .....                       | WBT | \$ 97  |
| Wire Metal Legway (each) .....                      | WUL | \$ 64  |
| 1 Oval Brush Grommet, Location A .....              | WOA | \$ 97  |
| 2 Oval Brush Grommets, Location E .....             | WOE | \$ 194 |
| 1 Oval Brush Grommet, Provide Location Print .....  | WOG | \$ 97  |
| 1 Round Grommet, Location A .....                   | WRA | \$ 76  |
| 2 Round Grommets, Location E .....                  | WRE | \$ 152 |
| 1 Round Grommet, Provide Location Print .....       | WRG | \$ 76  |
| Power Hatch (black), Available in 6" increments ... | WPH |        |
| 24" or less (each) .....                            |     | \$ 256 |
| 25" to 48" (each) .....                             |     | \$ 333 |
| 49" to 81" (each) .....                             |     | \$ 405 |

**Accessories**

|   |          |        |
|---|----------|--------|
| Keyboard Platform w/Mouse Surface ..... | AKP27M   | \$ 760 |
| CPU Holder (3" - 9" adjustment) .....   | ACPU3-9F | \$ 237 |
| CPU Holder (5" - 8" adjustment) .....   | ACPU5-8F | \$ 155 |
| CPU Holder (3" - 5" adjustment) .....   | ACPU3F   | \$ 155 |
| Table Floor Mount Bracket Set .....     | AFB      | \$ 57  |



Questions?

800 876 2120

top >  
edge >

edge ordering code (radius corner) >  
or  
edge ordering code (square corner) >  
top thickness >

| Laminate PVC                   | Laminate Wood                  | Laminate Reverse Bevel         | Laminate 1 1/4" Wood             |
|--------------------------------|--------------------------------|--------------------------------|----------------------------------|
| Flat                           | Flat                           | Acrylic                        | Square                           |
|                                |                                |                                |                                  |
| LP2R<br>or<br>LP2S<br>1 1/4"   | LP3R<br>or<br>LP3S<br>1 3/4"   | LW2R<br>or<br>LW2S<br>1 1/4"   | LMRA2R<br>or<br>LMRA2S<br>1 1/4" |
| LWS2<br>1 1/4"                 | LWS3<br>1 3/4"                 |                                |                                  |
| Fluted                         | Fluted                         |                                | Fluted                           |
|                                |                                |                                |                                  |
| LPF2R<br>or<br>LPF2S<br>1 1/4" | LPF3R<br>or<br>LPF3S<br>1 3/4" | LWF2R<br>or<br>LWF2S<br>1 1/4" | LWF2<br>1 1/4"                   |
| LWF3<br>1 3/4"                 |                                |                                |                                  |
| 1 1/4"                         | 1 3/4"                         | 1 1/4"                         | 1 1/4"                           |
|                                |                                |                                |                                  |

Base Style      Table Description      Model #      Product Wt





|           |                   |                |     |
|-----------|-------------------|----------------|-----|
| <p>T2</p> | 30 x 42 x 96 Fix  | UST2 3096BTFX  | 214 |
|           | 36 x 48 x 96 Fix  | UST2 3696BTFX  | 236 |
|           | 36 x 48 x 120 Fix | UST2 36120BTFX | 310 |
|           | 36 x 48 x 144 Fix | UST2 36144BTFX | 354 |

|      |      |      |      |      |
|------|------|------|------|------|
| 3026 | 3428 | 4673 | 5665 | 5830 |
| 3055 | 3457 | 4810 | 5901 | 5824 |
|      | 4936 |      |      | 7891 |
|      | 5693 |      |      | 8821 |

To Order, Specify...

- 1 Model Number
- 2 Top Material
- 3 Edge Style and Thickness
- 4 Edge Color
- 5 Base Color
- 6 Additional Options



|   |   |                       |
|---|---|-----------------------|
| Veneer Wood   | Veneer 1 1/4" Wood  |                       |
| Flat  | Square  |                       |
|  |  |                       |
| <b>VW2R</b><br>or<br><b>VW2S</b><br>1 1/4"  | <b>VWS2</b><br>1 1/4"   | <b>VWS3</b><br>1 1/4" |
| Fluted  | Fluted  |                       |
|  |  |                       |
| <b>VWF2R</b><br>or<br><b>VWF2S</b><br>1 1/4"                                      | <b>VWF2</b><br>1 1/4"   | <b>VWF3</b><br>1 1/4" |
| 1 1/4"  | 1 1/4"  | 1 1/4"                |
| 8111  | 8894  | 9227                  |
| 8303  | 9106  | 9423                  |
|   |   | 10985                 |
|   |   | 13387                 |

**Base Options**

|   | <b>Code</b> | <b>Price</b> |
|---|-------------|--------------|
| Casters (4), Dual Wheel Black Hard Wheel .....  | CAS27       | \$ 171       |
| Casters (4), Dual Wheel Two-Tone Soft Wheel ... | CAS28       | \$ 171       |
| Mix, Dual Wheel Casters & Glides .....          | BMD         | \$ 163       |
| Self-Leveling Glides (4) .....                  | GLD04       | \$ 49        |

**Finish Options**

|                             |        |
|-----------------------------|--------|
| Chrome .....                | \$ 649 |
| Nickel .....                | \$ 710 |
| Powder Coat, Standard ..... | n/c    |
| Powder Coat, Premium .....  | \$ 165 |
| Platinum .....              | \$ 488 |

**Top Options**

|                                      |     |        |
|--------------------------------------|-----|--------|
| 2-Piece Top (120" length only) ..... | T2P | \$ 629 |
| Special Laminate .....               | TSP | call   |
| Custom Cutout (per cutout) .....     | TCC | \$ 120 |

**Power + Data Options**

Please reference the Power + Data Price List

**Wire Management Options**

|   |     |        |
|---|-----|--------|
| Basket, Under Top Mount .....                       | WBT | \$ 97  |
| Wire Metal Legway (each) .....                      | WUL | \$ 64  |
| 1 Oval Brush Grommet, Provide Location Print .....  | WOG | \$ 97  |
| 1 Round Grommet, Provide Location Print .....       | WRG | \$ 76  |
| Power Hatch (black), Available in 6" increments ... | WPH |        |
| 24" or less (each) .....                            |     | \$ 256 |
| 25" to 48" (each) .....                             |     | \$ 333 |
| 49" to 81" (each) .....                             |     | \$ 405 |

**Accessories**

|   |          |        |
|---|----------|--------|
| Keyboard Platform w/Mouse Surface ..... | AKP27M   | \$ 760 |
| CPU Holder (3" - 9" adjustment) .....   | ACPU3-9F | \$ 237 |
| CPU Holder (5" - 8" adjustment) .....   | ACPU5-8F | \$ 155 |
| CPU Holder (3" - 5" adjustment) .....   | ACPU3F   | \$ 155 |
| Table Floor Mount Bracket Set .....     | AFB      | \$ 57  |










Questions?




800 876 2120

top >  
edge >

edge ordering code (radius corner) >  
or  
edge ordering code (square corner) >  
top thickness >

edge ordering code (radius corner) >  
or  
edge ordering code (square corner) >  
top thickness >





| Laminate PVC  | Laminate Wood   | Laminate Reverse Bevel  | Laminate 1 1/4" Wood  |
|---|---|---|---|
| Flat<br>   | Flat<br>   | Acrylic<br> | Square<br> |
| LP2R<br>or<br>LP2S<br>1 1/4"  | LP3R<br>or<br>LP3S<br>1 3/4"  | LW2R<br>or<br>LW2S<br>1 1/4"  | LMRA2R<br>or<br>LMRA2S<br>1 1/4"  |
| Fluted<br> | Fluted<br> |   | Fluted<br> |
| LPF2R<br>or<br>LPF2S<br>1 1/4"  | LPF3R<br>or<br>LPF3S<br>1 3/4"  | LWF2R<br>or<br>LWF2S<br>1 1/4"  | LWS2<br>1 1/4"  |
|   |   |   | LWS3<br>1 3/4"  |
| 1 1/4"  | 1 3/4"  | 1 1/4"  | 1 1/4"  |
|   |   |   | 1 3/4"  |

| Base Style  | Table Description      | Model #       | Product Wt |
|---|------------------------|---------------|------------|
| <br>TI   | 36 x 48 Split Rect Fix | USTI 3648RSFX | 137        |
|   | 36 x 60 Split Rect Fix | USTI 3660RSFX | 147        |
|   | 36 x 72 Split Rect Fix | USTI 3672RSFX | 158        |
| <br>TC   | 36 x 48 Split Rect Fix | USTC 3648RSFX | 137        |
|   | 36 x 60 Split Rect Fix | USTC 3660RSFX | 147        |
|   | 36 x 72 Split Rect Fix | USTC 3672RSFX | 158        |
| <br>LI | 36 x 48 Split Rect Fix | USLI 3648RSFX | 137        |
|   | 36 x 60 Split Rect Fix | USLI 3660RSFX | 147        |
|   | 36 x 72 Split Rect Fix | USLI 3672RSFX | 158        |

To Order, Specify...

- 1 Model Number
- 2 Top Material
- 3 Edge Style and Thickness
- 4 Edge Color
- 5 Base Color
- 6 Additional Options



|   |   |
|---|---|
| Veneer Wood   | Veneer 1 1/4" Wood  |
| Flat  | Square  |
|  |  |
| <b>VW2R</b><br>or<br><b>VW2S</b><br>1 1/4"  | <b>VWS2</b> 1 1/4" <b>VWS3</b> 1 3/4"   |
| Fluted  | Fluted  |
|  |  |
| <b>VWF2R</b><br>or<br><b>VWF2S</b><br>1 1/4"                                      | <b>VWF2</b> 1 1/4" <b>VWF3</b> 1 3/4"   |
| 1 1/4"  | 1 1/4"    1 3/4"  |
| 5781  | 6184  |
| 6222  | 6671  |
| 6733  | 7239  |
| 5781  | 6184  |
| 6222  | 6671  |
| 6733  | 7239  |
| 5781  | 6184  |
| 6222  | 6671  |
| 6733  | 7239  |

**Base Options**

|   | <b>Code</b> | <b>Price</b> |
|---|-------------|--------------|
| Casters (4), Dual Wheel Black Hard Wheel    | .CAS27      | \$ 171       |
| Casters (4), Dual Wheel Two-Tone Soft Wheel | .CAS28      | \$ 171       |
| Mix, Dual Wheel Casters & Glides            | .BMD        | \$ 163       |
| Self-Leveling Glides (4)                    | .GLD04      | \$ 49        |

**Finish Options**

|                       |        |
|-----------------------|--------|
| Chrome                | \$ 649 |
| Nickel                | \$ 710 |
| Powder Coat, Standard | n/c    |
| Powder Coat, Premium  | \$ 165 |
| Platinum              | \$ 488 |

**Top Options**

|                            |      |        |
|----------------------------|------|--------|
| Table Link                 | .TLK | \$ 251 |
| Special Laminate           | .TSP | call   |
| Custom Cutout (per cutout) | .TCC | \$ 120 |

**Power + Data Options**

Please reference the Power + Data Price List

**Wire Management Options**

|  |      |        |
|--|------|--------|
| Basket, Under Top Mount                      | .WBT | \$ 97  |
| Wire Metal Legway (each)                     | .WUL | \$ 64  |
| 1 Oval Brush Grommet, Location A             | .WOA | \$ 97  |
| 2 Oval Brush Grommets, Location E            | .WOE | \$ 194 |
| 1 Oval Brush Grommet, Provide Location Print | .WOG | \$ 97  |
| 1 Round Grommet, Location A                  | .WRA | \$ 76  |
| 2 Round Grommets, Location E                 | .WRE | \$ 152 |
| 1 Round Grommet, Provide Location Print      | .WRG | \$ 76  |

**Accessories**

|                                   |           |        |
|-----------------------------------|-----------|--------|
| Keyboard Platform w/Mouse Surface | .AKP27M   | \$ 760 |
| CPU Holder (3" - 9" adjustment)   | .ACPU3-9F | \$ 237 |
| CPU Holder (5" - 8" adjustment)   | .ACPU5-8F | \$ 155 |
| CPU Holder (3" - 5" adjustment)   | .ACPU3F   | \$ 155 |
| Table Floor Mount Bracket Set     | .AFB      | \$ 57  |



Questions?

800 876 2120

top >  
edge >

edge ordering code (radius corner) >  
or  
edge ordering code (square corner) >  
top thickness >

edge ordering code (radius corner) >  
or  
edge ordering code (square corner) >  
top thickness >

top thickness price >

| top ><br>edge > | Laminate<br>PVC  | Laminate<br>Wood                    | Laminate<br>Reverse Bevel              | Laminate<br>1 1/4" Wood                  |
|-----------------|--|-------------------------------------|--|--|
|                 | Flat<br><br>LP2R or LP2S 1 1/4"<br>LP3R or LP3S 1 3/4"       | Flat<br><br>LW2R or LW2S 1 1/4"     | Acrylic<br><br>LMRA2R or LMRA2S 1 1/4" | Square<br><br>LWS2 1 1/4"<br>LWS3 1 3/4" |
|                 | Fluted<br><br>LPF2R or LPF2S 1 1/4"<br>LPF3R or LPF3S 1 3/4" | Fluted<br><br>LWF2R or LWF2S 1 1/4" |  | Fluted<br><br>LWF2 1 1/4"<br>LWF3 1 3/4" |
|                 | 1 1/4"   | 1 3/4"                              | 1 1/4"                                 | 1 1/4" 1 3/4"                            |





| Base Style | Table Description           | Model #       | Product Wt | 1 1/4" | 1 3/4" | 1 1/4" | 1 1/4" | 1 3/4"    |
|------------|-----------------------------|---------------|------------|--------|--------|--------|--------|-----------|
| <br>TI     | 24 x 24 x 24 x 48 Fix       | USTI 2448TZFX | 63         | 1295   | 1399   |        | 1790   | 2134 2181 |
|            | 24 x 24 x 24 x 48 Slim-Tilt | USTI 2448TZST | 73         | 1631   | 1740   |        | 2127   | 2470 2517 |
|            | 24 x 48 x 24 x 72 Fix       | USTI 2472TZFX | 66         | 1550   | 1675   |        | 2184   | 2618 2664 |
|            | 24 x 48 x 24 x 72 Slim-Tilt | USTI 2472TZST | 76         | 1888   | 2014   |        | 2520   | 2954 3001 |
|            | 30 x 30 x 30 x 60 Fix       | USTI 3060TZFX | 84         | 1484   | 1670   |        | 2150   | 2606 2684 |
|            | 30 x 30 x 30 x 60 Slim-Tilt | USTI 3060TZST | 94         | 1818   | 2010   |        | 2488   | 2944 3021 |
| <br>TC     | 24 x 24 x 24 x 48 Fix       | USTC 2448TZFX | 63         | 1295   | 1399   |        | 1790   | 2134 2181 |
|            | 24 x 24 x 24 x 48 Slim-Tilt | USTC 2448TZST | 73         | 1631   | 1740   |        | 2127   | 2470 2517 |
|            | 24 x 48 x 24 x 72 Fix       | USTC 2472TZFX | 66         | 1550   | 1675   |        | 2184   | 2618 2664 |
|            | 24 x 48 x 24 x 72 Slim-Tilt | USTC 2472TZST | 76         | 1888   | 2014   |        | 2520   | 2954 3001 |
|            | 30 x 30 x 30 x 60 Fix       | USTC 3060TZFX | 84         | 1484   | 1670   |        | 2150   | 2606 2684 |
|            | 30 x 30 x 30 x 60 Slim-Tilt | USTC 3060TZST | 94         | 1818   | 2010   |        | 2488   | 2944 3021 |
| <br>LI     | 24 x 24 x 24 x 48 Fix       | USLI 2448TZFX | 63         | 1295   | 1399   |        | 1790   | 2134 2181 |
|            | 24 x 48 x 24 x 72 Fix       | USLI 2472TZFX | 66         | 1550   | 1675   |        | 2184   | 2618 2664 |
|            | 30 x 30 x 30 x 60 Fix       | USLI 3060TZFX | 84         | 1484   | 1670   |        | 2150   | 2606 2684 |
|            | 36 x 36 x 36 x 72 Fix       | USLI 3672TZFX | 119        | 1730   | 1962   |        | 2557   | 3122 3207 |

To Order, Specify...

- 1 Model Number
- 2 Top Material
- 3 Edge Style and Thickness
- 4 Edge Color
- 5 Base Color
- 6 Additional Options





| Veneer Wood   | Veneer 1 1/4" Wood  |                       |
|---|---|-----------------------|
| Flat  | Square  |                       |
|  |  |                       |
| <b>VW2R</b><br>or<br><b>VW2S</b><br>1 1/4"  | <b>VWS2</b><br>1 1/4"   | <b>VWS3</b><br>1 3/4" |
| Fluted  | Fluted  |                       |
|  |  |                       |
| <b>VWF2R</b><br>or<br><b>VWF2S</b><br>1 1/4"                                      | <b>VWF2</b><br>1 1/4"   | <b>VWF3</b><br>1 3/4" |
| 1 1/4"  | 1 1/4"  | 1 3/4"                |
| 3139  | 3420  | 3512                  |
| 3477  | 3755  | 3850                  |
| 3599  | 3932  | 4092                  |
| 3938  | 4268  | 4431                  |
| 3478  | 3796  | 3906                  |
| 3817  | 4132  | 4243                  |
| 3938  | 4303  | 4441                  |
| 4279  | 4641  | 4779                  |
| 3139  | 3420  | 3512                  |
| 3477  | 3755  | 3850                  |
| 3599  | 3932  | 4092                  |
| 3938  | 4268  | 4431                  |
| 3478  | 3796  | 3906                  |
| 3817  | 4132  | 4243                  |
| 3938  | 4303  | 4441                  |
| 4279  | 4641  | 4779                  |
| 3139  | 3420  | 3512                  |
| 3599  | 3932  | 4092                  |
| 3478  | 3796  | 3906                  |
| 3938  | 4303  | 4441                  |

**Base Options**

|   | Code  | Price   |
|---|-------|---------|
| Alternate Table Height 32" & Under.....         | BAH   | \$ 100  |
| Alternate Table Height 32" & Over.....          | BSP   | \$ call |
| Casters (4), Dual Wheel Black Hard Wheel.....   | CAS27 | \$ 171  |
| Casters (4), Dual Wheel Two-Tone Soft Wheel.... | CAS28 | \$ 171  |
| Mix, Dual Wheel Casters & Glides.....           | BMD   | \$ 163  |
| Self-Leveling Glides (4).....                   | GLD04 | \$ 49   |

**Finish Options**

|                            |        |
|----------------------------|--------|
| Chrome.....                | \$ 649 |
| Nickel.....                | \$ 710 |
| Powder Coat, Standard..... | n/c    |
| Powder Coat, Premium.....  | \$ 165 |
| Platinum.....              | \$ 488 |

**Top Options**

|                                 |     |        |
|---------------------------------|-----|--------|
| Table Link.....                 | TLK | \$ 251 |
| Special Laminate.....           | TSP | call   |
| Custom Cutout (per cutout)..... | TCC | \$ 120 |

**Power + Data Options**

Please reference the Power + Data Price List

**Wire Management Options**

|   |     |        |
|---|-----|--------|
| Basket, Under Top Mount.....                      | WBT | \$ 97  |
| Wire Metal Legway (each).....                     | WUL | \$ 64  |
| 1 Oval Brush Grommet, Location A.....             | WOA | \$ 97  |
| 2 Oval Brush Grommets, Location E.....            | WOE | \$ 194 |
| 1 Oval Brush Grommet, Provide Location Print..... | WOG | \$ 97  |
| 1 Round Grommet, Location A.....                  | WRA | \$ 76  |
| 2 Round Grommets, Location E.....                 | WRE | \$ 152 |
| 1 Round Grommet, Provide Location Print.....      | WRG | \$ 76  |

**Accessories**

|  |          |        |
|--|----------|--------|
| Keyboard Platform w/Mouse Surface..... | AKP27M   | \$ 760 |
| CPU Holder (3" - 9" adjustment).....   | ACPU3-9F | \$ 237 |
| CPU Holder (5" - 8" adjustment).....   | ACPU5-8F | \$ 155 |
| CPU Holder (3" - 5" adjustment).....   | ACPU3F   | \$ 155 |
| Table Floor Mount Bracket Set.....     | AFB      | \$ 57  |



Questions?

800 876 2120

top >  
edge >

edge ordering code (radius corner) >  
or  
edge ordering code (square corner) >  
top thickness >

edge ordering code (radius corner) >  
or  
edge ordering code (square corner) >  
top thickness >





top thickness price >

| Laminate<br>PVC                | Laminate<br>Wood               | Laminate<br>Reverse Bevel      | Laminate<br>1 1/4" Wood          |                                  |                |
|--------------------------------|--------------------------------|--------------------------------|----------------------------------|----------------------------------|----------------|
| Flat                           | Flat                           | Acrylic                        | Square                           |                                  |                |
|                                |                                |                                |                                  |                                  |                |
| LP2R<br>or<br>LP2S<br>1 1/4"   | LP3R<br>or<br>LP3S<br>1 3/4"   | LW2R<br>or<br>LW2S<br>1 1/4"   | LMRA2R<br>or<br>LMRA2S<br>1 1/4" | LWS2<br>1 1/4"    LWS3<br>1 3/4" |                |
| Fluted                         | Fluted                         |                                | Fluted                           |                                  |                |
|                                |                                |                                |                                  |                                  |                |
| LPF2R<br>or<br>LPF2S<br>1 1/4" | LPF3R<br>or<br>LPF3S<br>1 3/4" | LWF2R<br>or<br>LWF2S<br>1 1/4" |                                  | LWF2<br>1 1/4"    LWF3<br>1 3/4" |                |
| 1 1/4"                         | 1 3/4"                         | 1 1/4"                         | 1 1/4"                           | 1 3/4"                           |                |
| <b>Base Style</b>              | <b>Table Description</b>       | <b>Model #</b>                 | <b>Product Wt</b>                |                                  |                |
|                                | TI 24 x 48 x 75 Fix            | <b>USTI 2475CTFX</b>           | 101                              | 1610 1874                        | 2376 2894 3004 |
|                                | 24 x 60 x 94 Fix               | <b>USTI 2494CTFX</b>           | 126                              | 2309 2648                        | 3422 4174 4296 |
|                                | 30 x 60 x 94 Fix               | <b>USTI 3094CTFX</b>           | 138                              | 2355 2712                        | 3463 4212 4344 |
|                                | 36 x 72 x 113 Fix              | <b>USTI 36113CTFX</b>          | 175                              | 2715 3183                        | 4502 5701 5869 |
|                                | TC 24 x 48 x 75 Fix            | <b>USTC 2475CTFX</b>           | 101                              | 1610 1874                        | 2376 2894 3004 |
|                                | 24 x 60 x 94 Fix               | <b>USTC 2494CTFX</b>           | 126                              | 2309 2648                        | 3422 4174 4296 |
|                                | 30 x 60 x 94 Fix               | <b>USTC 3094CTFX</b>           | 138                              | 2355 2712                        | 3463 4212 4344 |
|                                | 36 x 72 x 113 Fix              | <b>USTC 36113CTFX</b>          | 175                              | 2715 3183                        | 4502 5701 5869 |
|                                | LI 24 x 48 x 75 Fix            | <b>USLI 2475CTFX</b>           | 101                              | 1610 1874                        | 2376 2894 3004 |

To Order, Specify...

- 1 Model Number
- 2 Top Material
- 3 Edge Style and Thickness
- 4 Edge Color
- 5 Base Color
- 6 Additional Options



|   |   |                       |
|---|---|-----------------------|
| Veneer Wood   | Veneer 1 1/4" Wood  |                       |
| Flat  | Square  |                       |
|  |  |                       |
| <b>VW2R</b><br>or<br><b>VW2S</b><br>1 1/4"  | <b>VWS2</b><br>1 1/4"   | <b>VWS3</b><br>1 1/4" |
| Fluted  | Fluted  |                       |
|  |  |                       |
| <b>VWF2R</b><br>or<br><b>VWF2S</b><br>1 1/4"                                      | <b>VWF2</b><br>1 1/4"   | <b>VWF3</b><br>1 1/4" |
| 1 1/4"  | 1 1/4"  | 1 1/4"                |
| 3582  | 3907  | 4113                  |
| 5067  | 5559  | 5713                  |
| 4367  | 4781  | 4966                  |
| 5859  | 6436  | 6802                  |
| 3582  | 3907  | 4113                  |
| 5067  | 5559  | 5713                  |
| 4367  | 4781  | 4966                  |
| 5859  | 6436  | 6802                  |
| 3582  | 3907  | 4113                  |

**Base Options**

|  | <b>Code</b> | <b>Price</b> |
|--|-------------|--------------|
| Alternate Table Height 32" & Under.....          | BAH         | \$ 100       |
| Alternate Table Height 32" & Over.....           | BSP         | \$ call      |
| Casters (4), Dual Wheel Black Hard Wheel.....    | CAS27       | \$ 171       |
| Casters (4), Dual Wheel Two-Tone Soft Wheel..... | CAS28       | \$ 171       |
| Mix, Dual Wheel Casters & Glides.....            | BMD         | \$ 163       |
| Self-Leveling Glides (4).....                    | GLD04       | \$ 49        |

**Finish Options**

|                            |        |
|----------------------------|--------|
| Chrome.....                | \$ 649 |
| Nickel.....                | \$ 710 |
| Powder Coat, Standard..... | n/c    |
| Powder Coat, Premium.....  | \$ 165 |
| Platinum.....              | \$ 488 |

**Top Options**

|                                 |     |        |
|---------------------------------|-----|--------|
| Table Link.....                 | TLK | \$ 251 |
| Special Laminate.....           | TSP | call   |
| Custom Cutout (per cutout)..... | TCC | \$ 120 |

**Power + Data Options**

Please reference the Power + Data Price List

**Wire Management Options**

|   |     |       |
|---|-----|-------|
| Basket, Under Top Mount.....                      | WBT | \$ 97 |
| Wire Metal Legway (each).....                     | WUL | \$ 64 |
| 1 Oval Brush Grommet, Provide Location Print..... | WOG | \$ 97 |
| 1 Round Grommet, Provide Location Print.....      | WRG | \$ 76 |

**Accessories**

|  |        |        |
|--|--------|--------|
| Keyboard Platform w/Mouse Surface..... | AKP27M | \$ 760 |
| Table Floor Mount Bracket Set.....     | AFB    | \$ 57  |



Questions?








800 876 2120




top >  
edge >

edge ordering code (radius corner) >  
or  
edge ordering code (square corner) >  
top thickness >

edge ordering code (radius corner) >  
or  
edge ordering code (square corner) >  
top thickness >

top thickness price >





| Laminate PVC  | Laminate Wood   | Laminate Reverse Bevel  | Laminate 1 1/4" Wood  |
|---|---|---|---|
| Flat<br>   | Flat<br>   | Acrylic<br> | Square<br> |
| LP2R or LP2S<br>1 1/4"  | LP3R or LP3S<br>1 3/4"  | LW2R or LW2S<br>1 1/4"  | LMRA2R or LMRA2S<br>1 1/4"  |
| LWS2<br>1 1/4"  | LWS3<br>1 3/4"  |   |   |
| Fluted<br> | Fluted<br> |   | Fluted<br> |
| LPF2R or LPF2S<br>1 1/4"  | LPF3R or LPF3S<br>1 3/4"  | LWF2R or LWF2S<br>1 1/4"  | LWF2<br>1 1/4"  |
| LWF3<br>1 3/4"  |   |   |   |
| 1 1/4"  | 1 3/4"  | 1 1/4"  | 1 1/4" 1 3/4"   |

| Base Style  | Table Description | Model #       | Product Wt | 1 1/4" | 1 3/4" | 1 1/4" | 1 1/4" | 1 3/4"    |
|---|-------------------|---------------|------------|--------|--------|--------|--------|-----------|
| <br>TI   | 24 x 48 Fix       | USTI 2448HFFX | 59         | 1218   | 1373   |        | 1662   | 1970 2052 |
|   | 30 x 60 Fix       | USTI 3060HFFX | 81         | 1399   | 1597   |        | 2010   | 2427 2521 |
|   | 30 x 60 Slim-Tilt | USTI 3060HFST | 91         | 1716   | 1915   |        | 2327   | 2746 2842 |
|   | 36 x 72 Fix       | USTI 3672HFFX | 108        | 1632   | 1894   |        | 2406   | 2932 3040 |
|   | 36 x 72 Slim-Tilt | USTI 3672HFST | 118        | 1954   | 2213   |        | 2725   | 3253 3361 |
| <br>TC  | 24 x 48 Fix       | USTC 2448HFFX | 59         | 1218   | 1373   |        | 1662   | 1970 2052 |
|   | 30 x 60 Fix       | USTC 3060HFFX | 81         | 1399   | 1597   |        | 2010   | 2427 2521 |
|   | 30 x 60 Tilt      | USTC 3060HFTL | 91         | 1716   | 1915   |        | 2327   | 2746 2842 |
|   | 36 x 72 Fix       | USTC 3672HFFX | 108        | 1632   | 1894   |        | 2406   | 2932 3040 |
|   | 36 x 72 Tilt      | USTC 3672HFTL | 118        | 1954   | 2213   |        | 2725   | 3253 3361 |
| <br>LI | 24 x 48 Fix       | USLI 2448HFFX | 59         | 1218   | 1373   |        | 1662   | 1970 2052 |
|   | 30 x 60 Fix       | USLI 3060HFFX | 81         | 1399   | 1597   |        | 2010   | 2427 2521 |
|   | 36 x 72 Fix       | USLI 3672HFFX | 108        | 1632   | 1894   |        | 2406   | 2932 3040 |

To Order, Specify...

- 1 Model Number
- 2 Top Material
- 3 Edge Style and Thickness
- 4 Edge Color
- 5 Base Color
- 6 Additional Options



| Veneer Wood   | Veneer 1 1/4" Wood  |                       |
|---|---|-----------------------|
| Flat  | Square  |                       |
|  |  |                       |
| <b>VW2R</b><br>or<br><b>VW2S</b><br>1 1/4"  | <b>VWS2</b><br>1 1/4"   | <b>VWS3</b><br>1 1/4" |
| Fluted  | Fluted  |                       |
|  |  |                       |
| <b>VWF2R</b><br>or<br><b>VWF2S</b><br>1 1/4"                                      | <b>VWF2</b><br>1 1/4"   | <b>VWF3</b><br>1 1/4" |
| 1 1/4"  | 1 1/4"  | 1 1/4"                |
| 2558  | 2775  | 2918                  |
| 3026  | 3295  | 3478                  |
| 3344  | 3613  | 3799                  |
| 3600  | 3934  | 4162                  |
| 3918  | 4252  | 4480                  |
| 2558  | 2775  | 2918                  |
| 3026  | 3295  | 3478                  |
| 3344  | 3613  | 3799                  |
| 3600  | 3934  | 4162                  |
| 3918  | 4252  | 4480                  |
| 2558  | 2775  | 2918                  |
| 3026  | 3295  | 3478                  |
| 3600  | 3934  | 4162                  |

**Base Options**

|   | Code  | Price   |
|---|-------|---------|
| Alternate Table Height 32" & Under.....         | BAH   | \$ 100  |
| Alternate Table Height 32" & Over.....          | BSP   | \$ call |
| Casters (4), Dual Wheel Black Hard Wheel.....   | CAS27 | \$ 171  |
| Casters (4), Dual Wheel Two-Tone Soft Wheel.... | CAS28 | \$ 171  |
| Mix, Dual Wheel Casters & Glides.....           | BMD   | \$ 163  |
| Self-Leveling Glides (4).....                   | GLD04 | \$ 49   |

**Finish Options**

|                            |        |
|----------------------------|--------|
| Chrome.....                | \$ 649 |
| Nickel.....                | \$ 710 |
| Powder Coat, Standard..... | n/c    |
| Powder Coat, Premium.....  | \$ 165 |
| Platinum.....              | \$ 488 |

**Top Options**

|                                 |     |        |
|---------------------------------|-----|--------|
| Table Link.....                 | TLK | \$ 251 |
| Special Laminate.....           | TSP | call   |
| Custom Cutout (per cutout)..... | TCC | \$ 120 |

**Power + Data Options**

Please reference the Power + Data Price List

**Wire Management Options**

|   |     |       |
|---|-----|-------|
| Basket, Under Top Mount.....                      | WBT | \$ 97 |
| Wire Metal Legway (each).....                     | WUL | \$ 64 |
| 1 Oval Brush Grommet, Provide Location Print..... | WOG | \$ 97 |
| 1 Round Grommet, Provide Location Print.....      | WRG | \$ 76 |

**Accessories**

|  |          |        |
|--|----------|--------|
| Keyboard Platform w/Mouse Surface..... | AKP27M   | \$ 760 |
| CPU Holder (3" - 9" adjustment).....   | ACPU3-9F | \$ 237 |
| CPU Holder (5" - 8" adjustment).....   | ACPU5-8F | \$ 155 |
| CPU Holder (3" - 5" adjustment).....   | ACPU3F   | \$ 155 |
| Table Floor Mount Bracket Set.....     | AFB      | \$ 57  |



Questions?











800 876 2120

top >  
edge >

edge ordering code (radius corner) >  
or  
edge ordering code (square corner) >  
top thickness >

edge ordering code (radius corner) >  
or  
edge ordering code (square corner) >  
top thickness >





top thickness price >

| Base Style  | Table Description          | Model #     | Product Wt | Laminate PVC  | Laminate Wood  | Laminate Reverse Bevel   | Laminate 1 1/4" Wood  |
|---|----------------------------|-------------|------------|---|--|--|---|
|   |                            |             |            | Flat<br><br>LP2R or LP2S 1 1/4"<br>LP3R or LP3S 1 3/4"       | Flat<br><br>LW2R or LW2S 1 1/4"     | Acrylic<br><br>LMRA2R or LMRA2S 1 1/4" | Square<br><br>LWS2 1 1/4"<br>LWS3 1 3/4" |
|   |                            |             |            | Fluted<br><br>LPF2R or LPF2S 1 1/4"<br>LPF3R or LPF3S 1 3/4" | Fluted<br><br>LWF2R or LWF2S 1 1/4" |  | Fluted<br><br>LWF2 1 1/4"<br>LWF3 1 3/4" |
|   |                            |             |            | 1 1/4"  | 1 3/4"   | 1 1/4"   | 1 1/4" 1 3/4"   |
| NB  | 24 No Base (link included) | USNB 24QR   | 21         | 712 830   |  | 980  | 1176 1216   |
| TI<br>   | 30 Fix (link included)     | USTI 30QRFX | 49         | 1081 1217   |  | 1421   | 1658 1715   |
|   | 30 Tilt (link included)    | USTI 30QRTL | 54         | 1243 1375   |  | 1580   | 1815 1875   |
|   | 36 Fix (link included)     | USTI 36QRFX | 71         | 1165 1331   |  | 1592   | 1888 1937   |
|   | 36 Tilt (link included)    | USTI 36QRTL | 76         | 1326 1489   |  | 1753   | 2046 2097   |
| TC<br>  | 30 Fix (link included)     | USTC 30QRFX | 49         | 1081 1217   |  | 1421   | 1658 1715   |
|   | 30 Tilt (link included)    | USTC 30QRTL | 54         | 1243 1375   |  | 1580   | 1815 1875   |
|   | 36 Fix (link included)     | USTC 36QRFX | 71         | 1165 1331   |  | 1592   | 1888 1937   |
|   | 36 Tilt (link included)    | USTC 36QRTL | 76         | 1326 1489   |  | 1753   | 2046 2097   |
| LI<br> | 30 Fix (link included)     | USLI 30QRFX | 49         | 1081 1217   |  | 1421   | 1658 1715   |
|   | 36 Fix (link included)     | USLI 36QRFX | 71         | 1165 1331   |  | 1592   | 1888 1937   |

To Order, Specify...

- 1 Model Number
- 2 Top Material
- 3 Edge Style and Thickness
- 4 Edge Color
- 5 Base Color
- 6 Additional Options



|   |   |                       |
|---|---|-----------------------|
| Veneer Wood   | Veneer 1 1/4" Wood  |                       |
| Flat  | Square  |                       |
|  |  |                       |
| <b>VW2R</b><br>or<br><b>VW2S</b><br>1 1/4"  | <b>VWS2</b><br>1 1/4"   | <b>VWS3</b><br>1 1/4" |
| Fluted  | Fluted  |                       |
|  |  |                       |
| <b>VWF2R</b><br>or<br><b>VWF2S</b><br>1 1/4"                                      | <b>VWF2</b><br>1 1/4"   | <b>VWF3</b><br>1 1/4" |
| 1 1/4"  | 1 1/4"  | 1 1/4"                |
| 1625  | 1778  | 1822                  |
| 2121  | 2297  | 2414                  |
| 2282  | 2459  | 2576                  |
| 2340  | 2537  | 2741                  |
| 2495  | 2696  | 2900                  |
| 2121  | 2297  | 2414                  |
| 2282  | 2459  | 2576                  |
| 2340  | 2537  | 2741                  |
| 2495  | 2696  | 2900                  |
| 2121  | 2297  | 2414                  |
| 2340  | 2537  | 2741                  |

**Base Options**

|   | <b>Code</b> | <b>Price</b> |
|---|-------------|--------------|
| Alternate Table Height 32" & Under.....         | BAH         | \$ 100       |
| Alternate Table Height 32" & Over.....          | BSP         | \$ call      |
| Casters (4), Dual Wheel Black Hard Wheel.....   | CAS27       | \$ 171       |
| Casters (4), Dual Wheel Two-Tone Soft Wheel.... | CAS28       | \$ 171       |
| Mix, Dual Wheel Casters & Glides.....           | BMD         | \$ 163       |
| Self-Leveling Glides (4).....                   | GLD04       | \$ 49        |

**Finish Options**

|                            |        |
|----------------------------|--------|
| Chrome.....                | \$ 649 |
| Nickel.....                | \$ 710 |
| Powder Coat, Standard..... | n/c    |
| Powder Coat, Premium.....  | \$ 165 |
| Platinum.....              | \$ 488 |

**Top Options**

|                                 |     |        |
|---------------------------------|-----|--------|
| Special Laminate.....           | TSP | call   |
| Custom Cutout (per cutout)..... | TCC | \$ 120 |

**Power + Data Options**

Please reference the Power + Data Price List

**Wire Management Options**

|   |     |       |
|---|-----|-------|
| Basket, Under Top Mount.....                      | WBT | \$ 97 |
| Wire Metal Legway (each).....                     | WUL | \$ 64 |
| 1 Oval Brush Grommet, Provide Location Print..... | WOG | \$ 97 |
| 1 Round Grommet, Provide Location Print.....      | WRG | \$ 76 |

**Accessories**

|                                    |     |       |
|------------------------------------|-----|-------|
| Table Floor Mount Bracket Set..... | AFB | \$ 57 |
|------------------------------------|-----|-------|



**Questions?**








800 876 2120

top >  
edge >

edge ordering code (radius corner) >  
or  
edge ordering code (square corner) >  
top thickness >

edge ordering code (radius corner) >  
or  
edge ordering code (square corner) >  
top thickness >

top thickness price >





| Laminate PVC  | Laminate Wood   | Laminate Reverse Bevel   | Laminate 1 1/4" Wood   |                               |                |
|---|---|--|--|-------------------------------|----------------|
| Flat  | Flat  | Acrylic  | Square   |                               |                |
|  |  |  |  |                               |                |
| LP2R or LP2S<br>1 1/4"  | LP3R or LP3S<br>1 3/4"  | LW2R or LW2S<br>1 1/4"   | LMRA2R or LMRA2S<br>1 1/4"   | LWS2 or LWS3<br>1 1/4" 1 3/4" |                |
| Fluted  | Fluted  |  | Fluted   |                               |                |
|  |  |  |  |                               |                |
| LPF2R or LPF2S<br>1 1/4"  | LPF3R or LPF3S<br>1 3/4"  | LWF2R or LWF2S<br>1 1/4"   |  | LWF2 or LWF3<br>1 1/4" 1 3/4" |                |
| 1 1/4"  | 1 3/4"  | 1 1/4"   | 1 1/4"   | 1 3/4"                        |                |
| Base Style  | Table Description   | Model #  | Product Wt   |                               |                |
| NB  | <b>18° Wedge</b>  |  |  |                               |                |
|   | 24 No Base (link included)  | <b>USNB 18D24WG</b>  | 15   | 797 883                       | 1135 1372 1406 |
|   | 30 No Base (link included)  | <b>USNB 18D30WG</b>  | 28   | 847 933                       | 1363 1716 1763 |
|   | 36 No Base (link included)  | <b>USNB 18D36WG</b>  | 36   | 857 994                       | 1418 1803 1860 |
|   | <b>30° Wedge</b>  |  |  |                               |                |
|   | 24 No Base (link included)  | <b>USNB 30D24WG</b>  | 17   | 797 883                       | 1135 1372 1406 |
|   | 30 No Base (link included)  | <b>USNB 30D30WG</b>  | 30   | 847 933                       | 1363 1716 1763 |
|   | 36 No Base (link included)  | <b>USNB 30D36WG</b>  | 38   | 857 994                       | 1418 1803 1860 |
|   | <b>45° Wedge</b>  |  |  |                               |                |
|   | 24 No Base (link included)  | <b>USNB 45D24WG</b>  | 19   | 797 883                       | 1135 1372 1406 |
|   | 30 No Base (link included)  | <b>USNB 45D30WG</b>  | 32   | 847 933                       | 1363 1716 1763 |
|   | <b>60° Wedge</b>  |  |  |                               |                |
|   | 24 No Base (link included)  | <b>USNB 60D24WG</b>  | 20   | 797 883                       | 1135 1372 1406 |
|   | <b>90° Wedge</b>  |  |  |                               |                |
|   | 24 No Base (link included)  | <b>USNB 90D24WG</b>  | 22   | 797 883                       | 1135 1372 1406 |

**To Order, Specify...**

- 1 Model Number
- 2 Top Material
- 3 Edge Style and Thickness
- 4 Edge Color
- 5 Additional Options





|   |   |                       |
|---|---|-----------------------|
| Veneer Wood   | Veneer 1 1/4" Wood  |                       |
| Flat  | Square  |                       |
|  |  |                       |
| <b>VW2R</b><br>or<br><b>VW2S</b><br>1 1/4"  | <b>VWS2</b><br>1 1/4"   | <b>VWS3</b><br>1 3/4" |
| Fluted  | Fluted  |                       |
|  |  |                       |
| <b>VWF2R</b><br>or<br><b>VWF2S</b><br>1 1/4"                                      | <b>VWF2</b><br>1 1/4"   | <b>VWF3</b><br>1 3/4" |
| 1 1/4"  | 1 1/4"  | 1 3/4"                |
| 2462  | 2706  | 2885                  |
| 3097  | 3416  | 3840                  |
| 3885  | 4287  | 4493                  |
| 2462  | 2706  | 2885                  |
| 3097  | 3416  | 3840                  |
| 3885  | 4287  | 4493                  |
| 2462  | 2706  | 2885                  |
| 3097  | 3416  | 3840                  |
| 2462  | 2706  | 2885                  |
| 2462  | 2706  | 2885                  |

**Top Options**

Special Laminate.....TSP call  
 Custom Cutout (per cutout).....TCC \$ 120



Questions?

800 876 2120

⊕ Indicates Number of Bases

edge ordering code (radius corner) >  
or  
edge ordering code (square corner) >  
top thickness >

edge ordering code (radius corner) >  
or  
edge ordering code (square corner) >  
top thickness >

top thickness price >





top >  
edge >

| Laminate PVC             | Laminate Wood            | Laminate Reverse Bevel     | Laminate 1 1/4" Wood       |                        |      |      |      |      |
|--------------------------|--------------------------|----------------------------|----------------------------|------------------------|------|------|------|------|
| Flat                     | Flat                     | Acrylic                    | Square                     |                        |      |      |      |      |
|                          |                          |                            |                            |                        |      |      |      |      |
| LP2R or LP2S<br>1 1/4"   | LP3R or LP3S<br>1 3/4"   | LW2R or LW2S<br>1 1/4"     | LMRA2R or LMRA2S<br>1 1/4" | LWS2 or LWS3<br>1 1/4" |      |      |      |      |
| Fluted                   | Fluted                   |                            | Fluted                     |                        |      |      |      |      |
|                          |                          |                            |                            |                        |      |      |      |      |
| LPF2R or LPF2S<br>1 1/4" | LPF3R or LPF3S<br>1 3/4" | LWF2R or LWF2S<br>1 1/4"   | LWF2<br>1 1/4"             | LWF3<br>1 3/4"         |      |      |      |      |
| 1 1/4"                   | 1 3/4"                   | 1 1/4"                     | 1 1/4"                     | 1 3/4"                 |      |      |      |      |
| <b>TI</b>                | <b>45° Wedge</b>         | <b>Model #</b>             | <b>Product Wt</b>          |                        |      |      |      |      |
|                          | 36 Fix (link included)   | USTI 45D36WGF <sup>Ⓛ</sup> | 68                         | 1210                   | 1348 | 1772 | 2154 | 2209 |
|                          | 36 Tilt (link included)  | USTI 45D36WGT <sup>Ⓛ</sup> | 73                         | 1380                   | 1519 | 1938 | 2320 | 2380 |
| <b>TI</b>                | <b>60° Wedge</b>         |                            |                            |                        |      |      |      |      |
|                          | 30 Fix (link included)   | USTI 60D30WGF <sup>Ⓛ</sup> | 39                         | 1196                   | 1286 | 1714 | 2069 | 2114 |
|                          | 30 Tilt (link included)  | USTI 60D30WGT <sup>Ⓛ</sup> | 44                         | 1365                   | 1455 | 1882 | 2235 | 2282 |
|                          | 36 Fix (link included)   | USTI 60D36WGF <sup>Ⓛ</sup> | 46                         | 1202                   | 1288 | 1715 | 2070 | 2117 |
|                          | 36 Tilt (link included)  | USTI 60D36WGT <sup>Ⓛ</sup> | 51                         | 1370                   | 1456 | 1886 | 2236 | 2285 |
| <b>90° Wedge</b>         |                          |                            |                            |                        |      |      |      |      |
|                          | 30 Fix (link included)   | USTI 90D30WGF <sup>Ⓛ</sup> | 41                         | 1196                   | 1286 | 1714 | 2069 | 2114 |
|                          | 30 Tilt (link included)  | USTI 90D30WGT <sup>Ⓛ</sup> | 46                         | 1365                   | 1455 | 1882 | 2235 | 2282 |
|                          | 36 Fix (link included)   | USTI 90D36WGF <sup>Ⓛ</sup> | 48                         | 1202                   | 1288 | 1715 | 2070 | 2117 |
|                          | 36 Tilt (link included)  | USTI 90D36WGT <sup>Ⓛ</sup> | 53                         | 1370                   | 1456 | 1886 | 2236 | 2285 |
| <b>TC</b>                | <b>45° Wedge</b>         |                            |                            |                        |      |      |      |      |
|                          | 36 Fix (link included)   | USTC 45D36WGF <sup>Ⓛ</sup> | 68                         | 1210                   | 1348 | 1772 | 2154 | 2209 |
|                          | 36 Tilt (link included)  | USTC 45D36WGT <sup>Ⓛ</sup> | 73                         | 1380                   | 1519 | 1938 | 2320 | 2380 |
|                          | <b>60° Wedge</b>         |                            |                            |                        |      |      |      |      |
|                          | 30 Fix (link included)   | USTC 60D30WGF <sup>Ⓛ</sup> | 39                         | 1196                   | 1286 | 1714 | 2069 | 2114 |
|                          | 30 Tilt (link included)  | USTC 60D30WGT <sup>Ⓛ</sup> | 44                         | 1365                   | 1455 | 1882 | 2235 | 2282 |
|                          | 36 Fix (link included)   | USTC 60D36WGF <sup>Ⓛ</sup> | 46                         | 1202                   | 1288 | 1715 | 2070 | 2117 |
|                          | 36 Tilt (link included)  | USTC 60D36WGT <sup>Ⓛ</sup> | 51                         | 1370                   | 1456 | 1886 | 2236 | 2285 |
| <b>90° Wedge</b>         |                          |                            |                            |                        |      |      |      |      |
|                          | 30 Fix (link included)   | USTC 90D30WGF <sup>Ⓛ</sup> | 41                         | 1196                   | 1286 | 1714 | 2069 | 2114 |
|                          | 30 Tilt (link included)  | USTC 90D30WGT <sup>Ⓛ</sup> | 46                         | 1365                   | 1455 | 1882 | 2235 | 2282 |
|                          | 36 Fix (link included)   | USTC 90D36WGF <sup>Ⓛ</sup> | 48                         | 1202                   | 1288 | 1715 | 2070 | 2117 |
|                          | 36 Tilt (link included)  | USTC 90D36WGT <sup>Ⓛ</sup> | 53                         | 1370                   | 1456 | 1886 | 2236 | 2285 |

To Order, Specify...

- ① Model Number
- ② Top Material
- ③ Edge Style and Thickness
- ④ Edge Color
- ⑤ Base Color
- ⑥ Additional Options



|   |   |                              |
|---|---|------------------------------|
| Veneer Wood   | Veneer 1 1/4" Wood  |                              |
| Flat  | Square  |                              |
|  |  |                              |
| VW2R<br>or<br>VW2S<br>1 1/4"  | VWS2<br>1 1/4"  | VWS3<br>1 3/4"               |
| Fluted  | Fluted  |                              |
|  |  |                              |
| VWF2R<br>or<br>VWF2S<br>1 1/4"  | VWF2<br>1 1/4"  | VWF3<br>1 3/4"               |
| 1 1/4"  | 1 1/4"  | 1 3/4"                       |
| 4448<br>4616  | 4878<br>5049  | 5083<br>5250                 |
| 3659<br>3827<br>3660<br>3829  | 4003<br>4171<br>4004<br>4172  | 4428<br>4596<br>4431<br>4599 |
| 3659<br>3827<br>3660<br>3829  | 4003<br>4171<br>4004<br>4172  | 4428<br>4596<br>4431<br>4599 |
| 4448<br>4616  | 4878<br>5049  | 5083<br>5250                 |
| 3659<br>3827<br>3660<br>3829  | 4003<br>4171<br>4004<br>4172  | 4428<br>4596<br>4431<br>4599 |
| 3659<br>3827<br>3660<br>3829  | 4003<br>4171<br>4004<br>4172  | 4428<br>4596<br>4431<br>4599 |

**Base Options**

|   | Code  | Price   |
|---|-------|---------|
| Alternate Table Height 32" & Under.....         | BAH   | \$ 100  |
| Alternate Table Height 32" & Over.....          | BSP   | \$ call |
| Casters (2), Dual Wheel Black Hard Wheel.....   | CAS27 | \$ 171  |
| Casters (2), Dual Wheel Two-Tone Soft Wheel.... | CAS28 | \$ 171  |
| Self-Leveling Glides (4).....                   | GLD04 | \$ 49   |

**Finish Options**

|                             |        |
|-----------------------------|--------|
| Chrome .....                | \$ 649 |
| Nickel.....                 | \$ 710 |
| Powder Coat, Standard ..... | n/c    |
| Powder Coat, Premium.....   | \$ 165 |
| Platinum.....               | \$ 488 |

**Top Options**

|                                  |     |        |
|----------------------------------|-----|--------|
| Special Laminate.....            | TSP | call   |
| Custom Cutout (per cutout) ..... | TCC | \$ 120 |

**Accessories**

|                                    |     |       |
|------------------------------------|-----|-------|
| Table Floor Mount Bracket Set..... | AFB | \$ 57 |
|------------------------------------|-----|-------|


**Tops**

Vela tables are available in various top shapes and sizes, in laminate or veneer with a  $\frac{7}{8}$ " or  $1\frac{1}{4}$ " edge thickness.

**Bases**

Numerous base styles including X1, X1S, X4, T1, TC, T2 and Y3 are available. Many are offered with fixed, folding, tilt and slim-tilt functions.

**Table Heights**

Round and square tables are standard in 29" or 42" table heights. Additional top shapes are standard in 29" table height.

**Features + Options**

Tables are standard with nylon adjustable glides. Optional casters and table link are available where applicable. Additional options are available, refer to Options pages.

**Power + Data**

To complete your specification, power and data along with wire management options can be added to your table. Refer to the Power + Data Price List.

**Quickship Program**

Available for select products in the Vela series, see pricing pages. Tables must be specified with a laminate top, either a PVC edge or a flat wood edge and powder coat base finish.

The Versteel Quickship Program consists of up to 50 tables, 25 tables with modesty panels or 100 chairs in 10 working days from time of order (received by 12pm EST). Orders must be accompanied by final material and finish specifications for order entry. They must be clearly marked "Quickship" and consist of products from the program. Quickship orders cannot be changed or cancelled, and credit approval must be acquired within 24 hours.

For additional information see Versteel.com.

**Laminate and Veneer, Standard Core Construction**

The standard top construction consists of 45-50 lb particleboard, surfaced with a high pressure laminate or plain sliced veneer face. A backer sheet is laminated to the underside of the top. Tops are shipped pre-drilled for field installation of bases and accessories.



**PVC Flat or Fluted Edge**

Edge of 2mm PVC hot melt banded to the top with 1/8" radius at the top and bottom. Available with 1 1/2" radius corners or square corners.

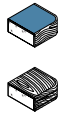
Offered in twenty-one (21) standard colors.



**Convex T-Mold Edge**

Edge of 5/16" thick solid vinyl convex t-mold with 1 1/2" radius corners.

Offered in four (4) standard colors.



**Wood Flat or Fluted Edge**

Wood banding hot melt banded to the top with 1/8" radius at the top and bottom. Available with 1 1/2" radius corners or square corners.

Offered in Ash, Cherry, Maple or Walnut materials.



**Bumper Edge**

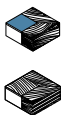
Exposed ply core banding with rubberized 5/16" width bumper in the center of profile. Corners with 1 1/2" radius are available on tables with 1 1/4" edge thickness.

Offered in black bumper standard color.



**Reverse Bevel Acrylic**

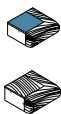
Edge of 2mm acrylic edge banding hot melt banded to MDF core. A reverse bevel is then cut into the edge exposing the MDF on the reverse bevel. The MDF is then clear coated.



**Wood Square or Fluted Edge**

Edge of 1 1/4" wide solid wood with softened top and bottom edges, and square, softened mitered corners.

Offered in Ash, Cherry, Maple or Walnut materials.



**Wood Bullnose Edge**

Edge of 1 1/4" wide solid wood with a full bullnose edge, and 1" radius mitered corners.

Offered in Ash, Cherry, Maple or Walnut materials.



**Wood Reverse Bevel Edge**

Edge of 2" wide solid wood designed with a reverse sloped edge on one side and a flat wood edge on the remaining three sides for all Entourage cabinets. When specified on Elements Conference the reverse bevel detail will be on all four sides with mitered corners. Available on 1 1/4" edge thicknesses.

Offered in Ash, Cherry, Maple or Walnut materials.



**Wood Ergo Edge**

Edge of 1 3/4" wide (on 7/8" thick tops) or 2 1/2" wide (on 1 1/4" thick tops) solid wood designed with a sloped edge for added comfort with softened, mitered corners.

Offered in Ash, Cherry, Maple or Walnut materials.



**Urethane Ergo Edge (User Side)**

Edge of 1 3/4" wide molded urethane designed with a sloped ergonomic edge on one side and a 1/4" wide square urethane edge on the remaining three sides. Corners are square. Available on 7/8" edge thicknesses.

Urethane offered in ten (10) colors.



**Urethane/PVC Ergo Edge (User Side)**

Edge of 1 3/4" wide molded urethane designed with a sloped ergonomic edge on one side and a 2mm PVC flat edge on the remaining sides. PVC corners are available in square or radius on 7/8" and 1 1/4" edge thicknesses.

Urethane offered in ten (10) colors with coordinating PVC colors.

**Shipping Schedule**

**Standard Items**

|                              |                 |
|------------------------------|-----------------|
| Laminate, Convex T-Mold Edge | 3-5 WEEKS       |
| Laminate, PVC Edge           | 3-5 WEEKS       |
| Laminate, Wood Edge          | 3-5 WEEKS       |
| Laminate, Urethane Edge      | 6-8 WEEKS       |
| Veneer, Wood Edge            | 6-8 WEEKS       |
| Quickship Products           | 10 WORKING DAYS |

Contact Versteel Customer Service for special lead time requests.

**BIFMA**

All Versteel products are constructed to pass the relevant ANSI/BIFMA standards. For more detailed specifications by series and base style, contact Versteel Customer Service at 800.876.2120.

Additional information regarding warranty, terms and conditions, shipping, care and maintenance, etc. can be found in the All Tables price list.

**To Order, Specify...**

- 1 Model Number, include top and edge style
- 2 Top Material
  - a. Laminate manufacturer and color
  - b. Veneer species and finish color
- 3 Edge Color
- 4 Base Color
- 5 Additional Options

| base model |            |             |           |                | finish selections  |  |             | options     |              |              |                  |
|------------|------------|-------------|-----------|----------------|--------------------|--|-------------|-------------|--------------|--------------|------------------|
| <b>VE</b>  | <b>T1</b>  | <b>2472</b> | <b>RE</b> | <b>FX</b>      | <b>LP2S</b>        | <b>TW D321-60</b>                          | <b>CSNO</b> | <b>PALY</b> | <b>CAS29</b> | <b>WML</b>   | <b>PALY</b>      |
| series     | base style | top size    | top shape | table function | top, edge & corner | top laminate manufacturer & laminate color | edge color  | base color  | base options | wire options | finish selection |

A **VET12472REFX LP2S** is a Vela series 24" x 72" rectangle table with fixed bases, a laminate 1/4" thick top with a PVC edge and square corners.

The codes **TW D321-60 / CSNO / PALY** specify a Wilsonart D321-60 Brittany Blue laminate, Snow PVC and Alloy bases.

**CAS29 / WML PALY** add casters and a pair of wire mesh legways in Alloy.

**Model Number VET12472REFX LP2S**

**Orders may be sent via**

**Mailing Address**  
 Versteel  
 2332 Cathy Lane  
 Jasper IN 47546

**Contact Versteel**

**Email** contact@versteel.com  
**Phone** 800 876 2120  
 812 634 2120  
**Fax** 812 482 9318

**Laminate**

Versteel's standard offering of laminates includes over 900 laminates from Formica, Nevamar, Pionite and Wilsonart.

Laminate manufacturers change standard offerings frequently, making it possible a standard product can become unavailable. Versteel cannot be responsible for any inconvenience this may cause.

**Veneer**

Vela tables are available with plain sliced Ash, Cherry, Maple and Walnut veneers.

**Veneer Species**

|                  |      |                  |      |
|------------------|------|------------------|------|
| Ash . . . . .    | AP01 | Maple. . . . .   | MP01 |
| Cherry . . . . . | CP01 | Walnut . . . . . | WP01 |

**Veneer Finish**

**Ash**

|                   |      |                   |      |
|-------------------|------|-------------------|------|
| Beach. . . . .    | VBEA | Fog . . . . .     | VFOG |
| Chestnut. . . . . | VCHE | Pebble . . . . .  | VPEB |
| Drift . . . . .   | VDRI | Whisper . . . . . | VWHI |
| Fawn . . . . .    | VFAW |                   |      |

**Cherry**

|                           |      |                          |      |
|---------------------------|------|--------------------------|------|
| Blossom Cherry . . . . .  | VBLC | Java Cherry. . . . .     | VJAC |
| Cordovan Cherry . . . . . | VCNC | Millwork Cherry. . . . . | VMWC |
| Golden Cherry . . . . .   | VGNC |                          |      |

**Maple**

|                         |      |                       |      |
|-------------------------|------|-----------------------|------|
| Caramel Maple . . . . . | VCMM | Sugar Maple . . . . . | VSUM |
| Solar Maple. . . . .    | VSLM |                       |      |

**Walnut**

|                           |      |                         |      |
|---------------------------|------|-------------------------|------|
| Brighton Walnut . . . . . | VBRW | Natural Walnut. . . . . | VNAW |
| Espresso Walnut. . . . .  | VESW |                         |      |

**PVC Edge Colors**

|                           |      |                            |      |
|---------------------------|------|----------------------------|------|
| Absolute Acajou . . . . . | CABA | Nimbus. . . . .            | CNIM |
| Alloy. . . . .            | CALY | Pearl . . . . .            | CPEA |
| Carbon. . . . .           | CCAR | Platinum. . . . .          | CPLA |
| Champagne . . . . .       | CCHA | Pralines & Cream . . . . . | CPRC |
| Coconut . . . . .         | CCOC | Shadow . . . . .           | CSHA |
| Ebony. . . . .            | CEBO | Snow . . . . .             | CSNO |
| Florence Walnut . . . . . | CFLW | Stone . . . . .            | CSTO |
| Fossil . . . . .          | CFOS | Storm . . . . .            | CSTM |
| Graphite . . . . .        | CGRA | Whisper . . . . .          | CWHI |
| Grey. . . . .             | CGRE | White Linen . . . . .      | CWHL |
| Kensington Maple. . . . . | CKEM |                            |      |

**T-Mold Edge Colors**

|                    |      |                 |      |
|--------------------|------|-----------------|------|
| Ebony. . . . .     | TEBO | Nimbus. . . . . | TNIM |
| Graphite . . . . . | TGRA | Storm . . . . . | TSTM |

**Wood Edge Species**

|                  |     |                  |     |
|------------------|-----|------------------|-----|
| Ash . . . . .    | A01 | Maple. . . . .   | M01 |
| Cherry . . . . . | C01 | Walnut . . . . . | W01 |

**Wood Edge Finishes**

**Ash**

|                   |      |                   |      |
|-------------------|------|-------------------|------|
| Beach. . . . .    | WBEA | Fog . . . . .     | WFOG |
| Chestnut. . . . . | WCHE | Pebble . . . . .  | WPEB |
| Drift . . . . .   | WDRI | Whisper . . . . . | WWHI |
| Fawn . . . . .    | WFAW |                   |      |

**Cherry**

|                           |      |                          |      |
|---------------------------|------|--------------------------|------|
| Blossom Cherry . . . . .  | WBLC | Java Cherry. . . . .     | WJAC |
| Cordovan Cherry . . . . . | WCNC | Millwork Cherry. . . . . | WMWC |
| Golden Cherry . . . . .   | WGNC |                          |      |

**Maple**

|                         |      |                       |      |
|-------------------------|------|-----------------------|------|
| Caramel Maple . . . . . | WCMM | Sugar Maple . . . . . | WSUM |
| Solar Maple. . . . .    | WSLM |                       |      |

**Walnut**

|                           |      |                         |      |
|---------------------------|------|-------------------------|------|
| Brighton Walnut . . . . . | WBRW | Natural Walnut. . . . . | WNAW |
| Espresso Walnut. . . . .  | WESW |                         |      |

**Urethane Edge Colors**

|                    |      |                       |      |
|--------------------|------|-----------------------|------|
| Alloy. . . . .     | UALY | Pearl . . . . .       | JPEA |
| Ebony. . . . .     | UEBO | Stone . . . . .       | USTO |
| Fossil . . . . .   | UFOS | Storm . . . . .       | USTM |
| Graphite . . . . . | UGRA | Whisper . . . . .     | UWHI |
| Nimbus. . . . .    | UNIM | White Linen . . . . . | UWHL |

**Studio Steel®**

Versteel's "urban fabrication" process leaves the telltale signs of welding and assembly on the surface, highlighting a manufacturing aesthetic. Choosing a clear or transparent powder coat is recommended, allowing tonal striations (created as a result of extreme heat), natural textures, and the inherent qualities of raw steel to show through.

Studio Steel Process . . . . . \$165

**Powder Coat Finishes**

All powder coat finishes in the Versteel offering have been formulated with the use of epoxy, polyester or epoxy and polyester blends to maximize the finish durability.

**Powder Coat Finish Options**

Powder Coat - Standard . . . . . n/c  
 Powder Coat - Premium (Hope) . . . . . \$165  
 Powder Coat - Premium (Platinum) . . . . . \$488

**Powder Coat Colors**

|                          |       |                                   |       |
|--------------------------|-------|-----------------------------------|-------|
| Alloy . . . . .          | .PALY | Mint . . . . .                    | .PMNT |
| Amethyst . . . . .       | .PAME | Navy . . . . .                    | .PNAV |
| Anthracite . . . . .     | .PANT | Nimbus . . . . .                  | .PNIM |
| Black Anodized . . . . . | .PBLA | Nutmeg . . . . .                  | .PNUT |
| Bronze . . . . .         | .PBRO | ◆ Pacific . . . . .               | .PPAC |
| Calypso . . . . .        | .PCAL | Pearl . . . . .                   | .PPEA |
| Carbon . . . . .         | .PCAR | Pebble . . . . .                  | .PPEB |
| Champagne . . . . .      | .PCHA | Ⓟ Platinum . . . . .              | .PPLA |
| Coconut . . . . .        | .PCOC | Poppy . . . . .                   | .PPOP |
| ◆ Copper . . . . .       | .PCOP | ◆ Raven . . . . .                 | .PRAV |
| Crimson . . . . .        | .PCRI | Royal . . . . .                   | .PROY |
| ◆ Crystal . . . . .      | .PCRY | ◆ Satin . . . . .                 | .PSAT |
| Daffodil . . . . .       | .PDAF | Seaside . . . . .                 | .PSEA |
| Ebony . . . . .          | .PEBO | Shipyards . . . . .               | .PSHI |
| Forest . . . . .         | .PFOR | Silver . . . . .                  | .PSIL |
| Fossil . . . . .         | .PFOS | Snow . . . . .                    | .PSNO |
| ◆ Garnet . . . . .       | .PGAR | Stone . . . . .                   | .PSTO |
| ◆ Gold . . . . .         | .PGOL | Storm . . . . .                   | .PSTM |
| Graphite . . . . .       | .PGRA | Terra Cotta . . . . .             | .PTEC |
| Ⓟ Hope . . . . .         | .PHOP | Whisper . . . . .                 | .PWHI |
| Kelly Green . . . . .    | .PKEG | White Linen . . . . .             | .PWHL |
| ◆ Matte . . . . .        | .PMAT | Powder Coat Alternative . . . . . | .OPA  |
| Mica . . . . .           | .PMIC |                                   |       |

**Transparent Powder Coats (indicated by ◆)**

Please note that the transparent characteristics of these powders allow all natural welds and textures inherent to raw steel to be visible. Not available for application on flat sheet metal surfaces found on Brattice disc bases or Form Modesty panels.

**Premium Powder Coats (indicated by Ⓟ)**

Versteel's premium process uses specially formulated powder coats for a truly unique color palette.

**Finish Reference & Samples**

For finish color reference, please refer to our website. Contact Versteel Customer Service to receive actual color samples for color matches and final color approval.



**Special Laminate****Call for quotation**

Specify code **TSP** (Special Laminate), indicate the quoted charges per table

Special laminates and patterns can be specified as an option. To specify, contact Versteel Customer Service for availability and pricing.

**NOTE** LAMINATES IN STANDARD COLORS AND TEXTURES FROM FORMICA, NEVAMAR, PIONITE AND WILSONART ARE STANDARD

**CAUTION** LAMINATE MANUFACTURERS CHANGE STANDARD OFFERINGS FREQUENTLY, MAKING IT POSSIBLE A STANDARD PRODUCT CAN BECOME UNAVAILABLE. VERSTEEL CANNOT BE RESPONSIBLE FOR ANY INCONVENIENCE THIS MAY CAUSE.

**Custom PVC Color Match****Call for quotation / one time charge per color, per order**

Specify code **OCP** (Custom PVC Color Match), add cost from Versteel quotation

PVC Color Match can be the selection of a color that is available from a Versteel supplier or a new custom color developed for the order. Minimum footage requirements mean that the amount of material needed for your order will effect the cost.

For PVC Color Matching you must supply a color reference sample. Versteel will review the sample for possible existing colors available and send a sample for customer approval. If no color match exists, a custom match will be developed and sampled for customer approval before a production schedule is established.

**Custom T-Mold Color Match****Call for quotation / one time charge per color, per order**

Specify code **OCT** (Custom T-Mold Color Match), add cost from Versteel quotation

T-Mold Color Match can be the selection of a color that is available from a Versteel supplier or a new custom color developed for the order. Minimum footage requirements mean that the amount of material needed for your order will effect the cost.

For T-Mold Color Matching you must supply a color reference sample. Versteel will review the sample for possible existing colors available and send a sample for customer approval. If no color match exists, a custom match will be developed and sampled for customer approval before a production schedule is established.

**Custom Urethane Edge****Call for quotation / one time charge per color, per order**

Specify code **OCU** (Custom Urethane Color Match), add cost from Versteel quotation

For Urethane Color Matching you must supply a color reference sample. A custom match will be developed and sampled for customer approval before a production schedule is established.

**Powder Coat Alternative****Call for quotation**

Specify code **OPA** (Powder Coat Alternative), add cost from Versteel quotation

Powder Coat Alternative is available from Versteel. The entire RAL color reference along with hundreds of other color and finishes are available.

For Powder Coat Alternative matching, you must supply a color reference sample, or an RAL number. Versteel will review the sample for possible existing colors available and send a sample for customer approval. If no color match exists a custom match can be developed. Call Versteel Customer Service for associated upcharges on custom color development.

**Stain Finish Match**

\$996 / one time charge per finish, per order

Specify code **OSM** (Stain Finish Match), add \$996.00 list per finish, per order

Alternative Stain Finishes are available for veneer and wood edged tops.

For Stain Finish Matching you must supply two 4" x 4" finish color and grain reference samples. An expertly finish matched sample will be provided for customer approval.

**Veneer and Wood Edge Alternatives****Call for quotation**

For veneer and wood edge requirements other than the standard plain sliced Ash, Cherry, Maple and Walnut, contact Versteel Customer Service. Versteel is adept at working with a host of domestic and exotic materials. From inlays, figures, pie cuts and special edge profiles, to custom fill levels and sheens, each top is created using the best of technology and old world craftsmanship. The items you only imagined or expected to only be available from a millwork shop are now just another part of your Versteel order. Call Versteel Customer Service for availability and quotation.

**Wood Finish Alternatives****Call for quotation**

When veneer tables are required to have a finish other than the standard natural grain fill level finish appearance, semi-filled or full-filled finishes are available by requesting a quote from Versteel. Call Versteel Customer Service for availability and quotation.

**Table Top and Edge Alternatives**

Table tops and/or edges can be produced in alternative materials if desired. Contact Versteel Customer Service for pricing and availability.

**Alternate Core Construction**

Alternate core constructions are available, including medium density fiberboard (MDF), and cores that contain no urea formaldehyde. Contact Versteel Customer Service for pricing and availability.

**NOTE** CUSTOMS OR ALTERNATIVES MAY AFFECT STANDARD PRODUCTION SCHEDULES

**Adjustable Height - Motorized**
**\$2406 / tablee**

 Specify code **BAM** (*Adjustable Height - Motorized*), add \$2406.00 list per table

Motorized tables adjust electrically from 26 ¾" to 42" table height by operating the keypad control. Motorized height adjustment is available for tables with regular T1 or cantilevered TC bases. Tops shapes include: rectangle, split rectangle, oval, split ellipse, boatshape or racetrack up to 36" x 96". (Shown with split ellipse.) Motorized bases include stretcher rails.


**NOTE** CABLE COIL AND CABLE HOOKS ARE THE ONLY TWO LEGWAY OPTIONS AVAILABLE.

**Adjustability with four programmable height settings**

(Travel time between lowest and highest position: 18 secs.)

**NOTE** REQUIRES STANDARD 110/120V AC ELECTRICAL OUTLET

**Adjustable Height - Pneumatic T1 or TC Bases**
**\$1228 / table**

 Specify code **BAT** (*Adjustable Height - Pneumatic T1 or TC*), add \$1228.00 list per table

Pneumatic adjustable height bases cover the most common ergonomic table heights of 26 ¾", 29" and 32" with a simple turn of a handwheel. Pneumatic height bases are designed for field serviceability, if ever needed. Available on T1 or TC fixed or tilt bases.


**ADJUSTABILITY WITH THREE PRESET TABLE HEIGHT STOPS**

|                   |       |
|-------------------|-------|
| TYPING HEIGHT     | 26 ¾" |
| STANDARD HEIGHT   | 29"   |
| WHEELCHAIR HEIGHT | 32"   |

**NOTE** FOR OTHER TABLE HEIGHT REQUIREMENTS CONTACT VERSTEEL CUSTOMER SERVICE FOR STRUCTURAL DETAILS, PRICING AND AVAILABILITY

**Adjustable Height - Pneumatic X1 or D1 Bases**
**\$738 / table**

 Specify code **BAX** (*Adjustable Height - Pneumatic X1*), add \$738.00 list per table

Pneumatic adjustable height bases cover the most common ergonomic table heights of 26 ¾", 29" and 32" with a simple turn of a handwheel. Pneumatic height bases are designed for field serviceability, if ever needed. Available on X1 or D1 fixed or tilt bases.


**ADJUSTABILITY WITH THREE PRESET TABLE HEIGHT STOPS**

|                   |       |
|-------------------|-------|
| TYPING HEIGHT     | 26 ¾" |
| STANDARD HEIGHT   | 29"   |
| WHEELCHAIR HEIGHT | 32"   |

**NOTE** FOR OTHER TABLE HEIGHT REQUIREMENTS CONTACT VERSTEEL CUSTOMER SERVICE FOR STRUCTURAL DETAILS, PRICING AND AVAILABILITY

**Alternate Table Height 32" and Under**
**\$100 / table**

 Specify code **BAH** (*Alternate Height 32" and under*), indicate desired table height (32" or less), add \$100.00 list per table

Suggested typing height table is 26 ¾"  
 Suggested wheelchair height table is 32"  
 Suggested stand up height table is 42"

**NOTE** FOR OTHER TABLE HEIGHT REQUIREMENTS CONTACT VERSTEEL CUSTOMER SERVICE FOR STRUCTURAL DETAILS, PRICING AND AVAILABILITY

**Casters - Vela Wheel**
**\$171 / set of 4**

 Specify code **CAS29** (*Casters - Vela Wheel*), add \$171 list per table.

Unique, Vela-profile 3" diameter, standard locking casters are available on most interplay and Vela base styles. Each is fitted into a reinforced caster receiver and must be specified at time of order. Caster option does not change the overall height of the table.


**Mix - Vela Wheel Casters & Glides**
**\$163 / table**

 Specify code **BMV** (*Mix - Vela Wheel Casters & Glides*), add \$163.00 list per table

Tables can be specified with the unique, Vela profile 3" diameter, standard locking casters on half of the table, with glides on the other half. Each is fitted into a reinforced caster receiver and must be specified at time of order. Mix option does not change the overall height of the table.

**NOTE** NOT AVAILABLE ON X1, X4 OR Y3 BASES

**Self-Leveling Glides**

**\$49 / table**

Specify code **GLD04** (Self-Leveling Glides), add \$49.00 list per table

Self-Leveling Glides replace standard glides. This option allows the table to automatically compensate up to 1/2" for floors that are not level. Self-leveling glides increase overall table height by 3/4". See individual product pages for availability.



**Table Floor Mount**

**\$57 / table**

Specify code **AFB** (Table Floor Mount Bracket Set), add \$57.00 list per table

Bracket to slip over the standard table glide and fasten to the floor with fasteners supplied by the installer. Set of four (4) brackets will securely mount the table to the floor to prevent movement.



**NOTE NOT AVAILABLE ON BASES WITH CASTERS OR SELF-LEVELING GLIDES**

**Assembled Folding Table**

**\$77 / table**

Specify code **BAF** (Assembled Folding Table), add \$77.00 list per table

Folding bases can be attached to tops at the factory



**NOTE** RECTANGLE TABLES WITH FOLDING BASE AND FOLDING MODESTY PANELS ARE SHIPPED ASSEMBLED WITHOUT ADDITIONAL CHARGE

**Stretcher Rail**

**\$243 / table**

Specify code **BSR** (Stretcher Rail), required finish selection\_, add \$243.00 list per table

Available for T1, TC and T2 style, fixed and tilt bases to increase table rigidity. Necessary tools are provided to install the stretcher



**NOTE** A STRETCHER IS NOT A RETROFIT ITEM, IT MUST BE SPECIFIED AT TIME OF ORDER

**Two-Piece Top (120")****\$629 / table**Specify code **T2P** (*Two-Piece Top*), add \$629.00 list per table

Standard Versteel tables in lengths up to 120" are a seamless, single piece top. When the two-piece option is specified, the splice joint edge is unfinished, table shipped with necessary hardware. Any table over 120" long will be produced as a two-piece top.

**Ergo Wood Profile - One Side****No Charge**AVAILABLE ON  
VELASpecify code **TEO** (*Ergo Wood Profile - One Side*), no additional charge

The Ergo Edge Profile is applied to the user's side of the table only, with flat banding on all additional sides.

**Ergo Wood Profile - Two Sides****No Charge**AVAILABLE ON  
VELASpecify code **TET** (*Ergo Wood Profile - Two Sides*), no additional charge

The Ergo Edge Profile is applied to the user's and the opposite side of the table only, with flat banding on all additional sides.

**Ergo Wood Profile - All Sides****No Charge**AVAILABLE ON  
VELASpecify code **TEA** (*Ergo Wood Profile - All Sides*), no additional charge

The Ergo Edge Profile is applied to all sides of the table.

**Top Custom Cutout****\$115 / cutout**Specify code **TCC** (*Top Custom Cutout*), add \$115.00 list per cutout

Top Custom Cutout requires a drawing for production and is subject to approvals.

**Table Link****\$251 / table**Specify code **TLK** (*Table Link*), add \$251.00 list per table

Table Link is for linking Versteel table configurations in typical room situations.

Table link will prevent the accidental disconnection of power supply to adjacent tables. Available on tables with PVC, 3mm Wood, Wood Square, Wood Fluted and Ergo user side edge details.



Closed end link brackets are provided for tops without bases or tables with a base that does not allow the table to stand alone.

**Table Link - Ends Only****\$135 / table**Specify code **TLE** (*Table Link - Ends Only*), add \$135.00 list per table

Table Link is for linking Versteel table configurations in typical room situations.

Specify Table Link - Ends Only when your configuration requires linking on the table ends only. Available on tables with PVC, 3mm Wood, Wood Square, Wood Fluted and Ergo user side edge details. Table Link - Ends Only is included with electrical package options. This will prevent the accidental disconnection of power supply to adjacent tables.



**Laptop Locker**

**\$1375 / locker**

\*Fixed tables only (not available on tilt, slim-tilt or folding tables)

Specify code **TLA1** (One Laptop Locker) or code **TLA2** (two Laptop Lockers) add \$1375.00 list per Laptop Locker.

Indicate Manual Locking Keyed Individually **TMKI**, Manual Locking Keyed Alike **TMKA** or Electronic Locking **TLEL**. Add \$359.00 list per Laptop Locker when Electronic Locking is specified AND **TLPU** (Laptop Locker power unit) which is required for the electronic locking option, add \$567.00 list (Power unit sequences up to 10 lockers, includes 1 key).

The minimum table width available with Laptop Locker is 24".



The minimum table length available with Laptop Locker is 36". The maximum table length available is 96".

2 Laptop Lockers can be installed starting at a table length of 60" or greater (table subject to additional base and/or support base when more than one unit is installed in top greater than or equal to 72").

All lockers to have urethane edge on locker door and top opening. Specify Urethane color when ordering a laptop locker.

**Urethane Colors**

|                         |                            |
|-------------------------|----------------------------|
| Alloy . . . . . UALY    | Pearl . . . . . UPEA       |
| Ebony . . . . . UEBO    | Stone . . . . . USTO       |
| Fossil . . . . . UFOS   | Storm . . . . . USTM       |
| Graphite . . . . . UGRA | Whisper . . . . . UWHI     |
| Nimbus . . . . . UNIM   | White Linen . . . . . UWHL |

**NOTE** LAPTOP LOCKER IS NOT AVAILABLE ON VENEER TOP SURFACES, WOODGRAIN OR DIRECTIONAL PATTERN LAMINATES OR TABLE WITH LIGHTWEIGHT LAMINATE CORE.

For additional questions contact Versteel Customer Service at 800.876.2120.

**Table Transport**
**\$1855 / each**

 Specify code **ATT3054** (Table Transport), add \$1855.00 list each

The transport saves time and labor. Its 31" width can move tables of any length through doorways with ease.


**SPECIFICATIONS**

- Weight: 61 lbs.
- 31" x 54" overall footprint
- Black powder coat finish
- Two (2) swivel and two (2) non-swivel casters
- 5" casters are non-marking wheel material

**TRANSPORT CAPACITY**

|                                     |                             |
|-------------------------------------|-----------------------------|
| FOLDED TABLES WITHOUT MODESTY PANEL | 6 ON EDGE<br>8 STACKED FLAT |
| FOLDED TABLES WITH MODESTY          | 5 STACKED FLAT              |
| OVERLAPPING FOLDED TABLES           | 4 ON EDGE                   |

**NOTE** MAXIMUM LOAD WEIGHT: 1,000 LBS

**NOTE** TABLES GREATER THAN 27" IN WIDTH DO NOT STACK HORIZONTALLY ON THE TRANSPORT





**Questions?**

800 876 2120

≡OS Quickship Program Product  
For Quickship specification details,  
visit [www.versteel.com/quickship](http://www.versteel.com/quickship)

top >  
edge >

| Laminate PVC       | Laminate T-Mold | Laminate Wood      | Laminate Soft PVC         | Laminate 1 1/2" Wood | Laminate 1 1/4" Wood |
|--------------------|-----------------|--------------------|---------------------------|----------------------|----------------------|
| Flat<br>           | Convex<br>      | Flat<br>           | Bumper<br>                | Square<br>           | Bullnose<br>         |
| <b>LP1R LP2R</b>   | <b>LT1 LT2</b>  | <b>LW1R LW2R</b>   | <b>LB1R LB2R</b>          | <b>LWS1 LWS2</b>     | <b>LWB1 LWB2</b>     |
| 7/8" 1 1/4"        | 7/8" 1 1/4"     | 7/8" 1 1/4"        | 7/8" 1 1/4"               | 7/8" 1 1/4"          | 7/8" 1 1/4"          |
| Fluted<br>         |                 | Fluted<br>         | Reverse Bevel Acrylic<br> | Fluted<br>           |                      |
| <b>LPF1R LPF2R</b> |                 | <b>LWF1R LWF2R</b> | <b>LMRA2R</b>             | <b>LWF1 LWF2</b>     |                      |
| 7/8" 1 1/4"        |                 | 7/8" 1 1/4"        | 1 1/4"                    | 7/8" 1 1/4"          |                      |
| 7/8" 1 1/4"        | 1 1/4"          | 7/8" 1 1/4"        | 1 1/4"                    | 7/8" 1 1/4"          | 1 1/4"               |

edge ordering code >

top thickness >

edge ordering code >

top thickness >

top thickness price >

**Base Style**      **Table Description**      **Model #**      **Product Wt**

|  |               |                     |     |     |
|--|---------------|---------------------|-----|-----|
|  | 30 Fix        | <b>VEX1 30RDFX</b>  | ≡OS | 40  |
|  | 30 Tilt       | <b>VEX1 30RDTL</b>  | ≡OS | 46  |
|  | 36 Fix        | <b>VEX1 36RDFX</b>  | ≡OS | 56  |
|  | 36 Tilt       | <b>VEX1 36RDTL</b>  | ≡OS | 59  |
|  | 42 Fix        | <b>VEX1 42RDFX</b>  | ≡OS | 71  |
|  | 42 Tilt       | <b>VEX1 42RDTL</b>  | ≡OS | 75  |
|  | 48 Fix        | <b>VEX1 48RDFX</b>  | ≡OS | 85  |
|  | 48 Tilt       | <b>VEX1 48RDTL</b>  | ≡OS | 89  |
|  | 54 Fix        | <b>VEX1 54RDFX</b>  | ≡OS | 101 |
|  | 60 Fix        | <b>VEX1 60RDFX</b>  | ≡OS | 120 |
|  | 30 Stand Fix  | <b>VEXIS 30RDFX</b> | ≡OS | 41  |
|  | 30 Stand Tilt | <b>VEXIS 30RDTL</b> | ≡OS | 47  |
|  | 36 Stand Fix  | <b>VEXIS 36RDFX</b> | ≡OS | 57  |
|  | 36 Stand Tilt | <b>VEXIS 36RDTL</b> | ≡OS | 60  |
|  | 42 Stand Fix  | <b>VEXIS 42RDFX</b> | ≡OS | 72  |
|  | 42 Stand Tilt | <b>VEXIS 42RDTL</b> | ≡OS | 76  |
|  | 30 Fix        | <b>VEX4 30RDFX</b>  | ≡OS | 40  |
|  | 36 Fix        | <b>VEX4 36RDFX</b>  | ≡OS | 51  |
|  | 42 Fix        | <b>VEX4 42RDFX</b>  | ≡OS | 73  |
|  | 48 Fix        | <b>VEX4 48RDFX</b>  | ≡OS | 87  |
|  | 54 Fix        | <b>VEX4 54RDFX</b>  | ≡OS | 106 |
|  | 60 Fix        | <b>VEX4 60RDFX</b>  | ≡OS | 125 |
|  | 30 Stand Fix  | <b>VEX4S 30RDFX</b> | ≡OS | 42  |
|  | 36 Stand Fix  | <b>VEX4S 36RDFX</b> | ≡OS | 53  |
|  | 42 Stand Fix  | <b>VEX4S 42RDFX</b> | ≡OS | 75  |

|      |      |      |      |      |      |
|------|------|------|------|------|------|
| 1032 | 1032 | 1493 | 1493 | 1808 | 1808 |
| 1203 | 1203 | 1662 | 1662 | 1980 | 1980 |
| 1303 | 1303 | 1872 | 1872 | 2260 | 2260 |
| 1473 | 1473 | 2043 | 2043 | 2428 | 2428 |
| 1501 | 1501 | 2203 | 2203 | 2675 | 2675 |
| 1669 | 1669 | 2373 | 2373 | 2846 | 2846 |
|      | 1684 |      | 2410 |      | 2896 |
|      | 1853 |      | 2579 |      | 3063 |
|      | 1969 |      | 2906 |      | 3540 |
|      | 2127 |      | 3124 |      | 3796 |
| 1126 | 1126 | 1586 | 1586 | 1902 | 1902 |
| 1297 | 1297 | 1757 | 1757 | 2073 | 2073 |
| 1398 | 1398 | 1967 | 1967 | 2352 | 2352 |
| 1569 | 1569 | 2137 | 2137 | 2521 | 2521 |
| 1617 | 1617 | 2319 | 2319 | 2795 | 2795 |
| 1787 | 1787 | 2490 | 2490 | 2963 | 2963 |
| 1434 | 1434 | 1683 | 1683 | 2069 | 2069 |
| 1514 | 1514 | 2083 | 2083 | 2469 | 2469 |
| 1706 | 1706 | 2412 | 2412 | 2882 | 2882 |
|      | 1886 |      | 2613 |      | 3097 |
|      | 2172 |      | 3110 |      | 3742 |
|      | 2327 |      | 3325 |      | 3997 |
| 1529 | 1529 | 1990 | 1990 | 2307 | 2307 |
| 1608 | 1608 | 2175 | 2175 | 2562 | 2562 |
| 1822 | 1822 | 2522 | 2522 | 2999 | 2999 |

**To Order, Specify...**

- 1 Model Number
- 2 Top Material
- 3 Edge Style and Thickness
- 4 Edge Color
- 5 Base Color
- 6 Additional Options





| Laminate Wood |        | Veneer Wood |        | Veneer 1 1/2" Wood |        | Veneer 1 1/2" Wood |        | Veneer Wood |        |
|---------------|--------|-------------|--------|--------------------|--------|--------------------|--------|-------------|--------|
| Ergo          |        | Flat        |        | Square             |        | Bullnose           |        | Ergo        |        |
| LWE1          | LWE2   | VW1R        | VW2R   | VWS1               | VWS2   | VWB1               | VWB2   | VWE1        | VWE2   |
| 7/8"          | 1 1/4" | 7/8"        | 1 1/4" | 7/8"               | 1 1/4" | 7/8"               | 1 1/4" | 7/8"        | 1 1/4" |
| Reverse Bevel |        | Fluted      |        | Fluted             |        |                    |        |             |        |
| LWR1          |        | VWFR1       | VWFR2  | VWF1               | VWF2   |                    |        |             |        |
| 7/8"          |        | 7/8"        | 1 1/4" | 7/8"               | 1 1/4" |                    |        |             |        |
| 7/8"          | 1 1/4" | 7/8"        | 1 1/4" | 7/8"               | 1 1/4" |                    |        | 7/8"        | 1 1/4" |
| 2079          | 2079   | 2459        | 2459   | 2673               |        | 2673               |        | 3056        | 3056   |
| 2250          | 2250   | 2625        | 2625   | 2843               |        | 2843               |        | 3226        | 3226   |
| 2564          | 2564   | 2997        | 2997   | 3248               |        | 3248               |        | 3708        | 3708   |
| 2735          | 2735   | 3165        | 3165   | 3421               |        | 3421               |        | 3876        | 3876   |
| 3021          | 3021   | 3479        | 3479   | 3787               |        | 3787               |        | 4295        | 4295   |
| 3188          | 3188   | 3649        | 3649   | 3958               |        | 3958               |        | 4465        | 4465   |
|               | 3273   |             | 3990   |                    |        | 4353               |        |             | 4917   |
|               | 3443   |             | 4162   |                    |        | 4524               |        |             | 5091   |
|               | 3933   |             | 4637   |                    |        | 5069               |        |             | 5737   |
|               | 4249   |             | 5257   |                    |        | 5758               |        |             | 6629   |
| 2174          | 2174   | 2550        | 2550   | 2770               |        | 2770               |        | 3151        | 3151   |
| 2344          | 2344   | 2722        | 2722   | 2936               |        | 2936               |        | 3316        | 3316   |
| 2658          | 2658   | 3088        | 3088   | 3344               |        | 3344               |        | 3803        | 3803   |
| 2827          | 2827   | 3261        | 3261   | 3514               |        | 3514               |        | 3969        | 3969   |
| 3137          | 3137   | 3597        | 3597   | 3907               |        | 3907               |        | 4412        | 4412   |
| 3309          | 3309   | 3769        | 3769   | 4076               |        | 4076               |        | 4584        | 4584   |
| 2373          | 2373   | 2803        | 2803   | 3058               |        | 3058               |        | 3516        | 3516   |
| 2775          | 2775   | 3206        | 3206   | 3462               |        | 3462               |        | 3918        | 3918   |
| 3230          | 3230   | 3685        | 3685   | 3994               |        | 3994               |        | 4502        | 4502   |
|               | 3475   |             | 4192   |                    |        | 4557               |        |             | 5121   |
|               | 4133   |             | 4840   |                    |        | 5272               |        |             | 5942   |
|               | 4454   |             | 5460   |                    |        | 5964               |        |             | 6833   |
| 2578          | 2578   | 2953        | 2953   | 3172               |        | 3172               |        | 3551        | 3551   |
| 2867          | 2867   | 3299        | 3299   | 3555               |        | 3555               |        | 4014        | 4014   |
| 3342          | 3342   | 3803        | 3803   | 4111               |        | 4111               |        | 4617        | 4617   |

**Base Options**

|   | Code  | Price   |
|---|-------|---------|
| Alternate Table Height 32" & Under.....         | BAH   | \$ 100  |
| Alternate Table Height 32" & Over.....          | BSP   | \$ call |
| Adjustable Height, Pneumatic X1 (Fix/Tilt)..... | BAX   | \$ 738  |
| Casters (4), Vela Wheel.....                    | CAS29 | \$ 171  |
| Self-Leveling Glides (4).....                   | GLD04 | \$ 49   |

**Finish Options**

|                            |  |        |
|----------------------------|--|--------|
| Powder Coat, Standard..... |  | n/c    |
| Powder Coat, Premium.....  |  | \$ 165 |
| Platinum.....              |  | \$ 488 |

**Top Options**

|                                 |     |        |
|---------------------------------|-----|--------|
| Special Laminate.....           | TSP | call   |
| Custom Cutout (per cutout)..... | TCC | \$ 120 |

**Power + Data Options**

Please reference the Power + Data Price List

**Wire Management Options**

|   |      |        |
|---|------|--------|
| Canvas Legway.....                                | WCL  | \$ 100 |
| Wire Mesh Legway X4.....                          | WMX_ | \$ 123 |
| Plastic Legway.....                               | WRL  | \$ 78  |
| 1 Oval Brush Grommet, Location K.....             | WOK  | \$ 97  |
| 1 Oval Brush Grommet, Provide Location Print..... | WOG  | \$ 97  |
| 1 Round Grommet, Location K.....                  | WRK  | \$ 76  |
| 1 Round Grommet, Provide Location Print.....      | WRG  | \$ 76  |

**Accessories**

|                                    |     |       |
|------------------------------------|-----|-------|
| Table Floor Mount Bracket Set..... | AFB | \$ 57 |
|------------------------------------|-----|-------|



Questions?

800 876 2120

OS Quickship Program Product  
For Quickship specification details, visit [www.versteel.com/quickship](http://www.versteel.com/quickship)

edge ordering code (radius corner) >  
or  
edge ordering code (square corner) >  
top thickness >

edge ordering code (radius corner) >  
or  
edge ordering code (square corner) >  
top thickness >

top >  
edge >

| Laminate PVC                        | Laminate T-Mold              | Laminate Wood                  |               | Laminate Soft PVC                   |                              | Laminate 1 1/2" Wood             |                | Laminate 1 1/2" Wood |                |                     |                |
|-------------------------------------|------------------------------|--------------------------------|---------------|-------------------------------------|------------------------------|----------------------------------|----------------|----------------------|----------------|---------------------|----------------|
|                                     |                              | Flat                           | Convex        | Flat                                | Bumper                       | Square                           | Bullnose       |                      |                |                     |                |
|                                     |                              |                                |               |                                     |                              |                                  |                |                      |                |                     |                |
| LP1R<br>or<br>LP1S<br>7/8" 1 1/4"   | LP2R<br>or<br>LP2S<br>1 1/4" | LT1<br>7/8"                    | LT2<br>1 1/4" | LW1R<br>or<br>LW1S<br>7/8" 1 1/4"   | LW2R<br>or<br>LW2S<br>1 1/4" | LB1R<br>7/8" 1 1/4"              | LB2R<br>1 1/4" | LWS1<br>7/8" 1 1/4"  | LWS2<br>1 1/4" | LWB1<br>7/8" 1 1/4" | LWB2<br>1 1/4" |
| Fluted                              |                              |                                |               | Fluted                              |                              | Reverse Bevel Acrylic            |                | Fluted               |                |                     |                |
|                                     |                              |                                |               |                                     |                              |                                  |                |                      |                |                     |                |
| LPF1R<br>or<br>LPF1S<br>7/8" 1 1/4" |                              | LPF2R<br>or<br>LPF2S<br>1 1/4" |               | LWF1R<br>or<br>LWF1S<br>7/8" 1 1/4" |                              | LMRA2R<br>or<br>LMRA2S<br>1 1/4" |                | LWF1<br>7/8" 1 1/4"  |                | LWF2<br>1 1/4"      |                |
| 7/8" 1 1/4"                         |                              | 7/8" 1 1/4"                    |               | 7/8" 1 1/4"                         |                              | 7/8" 1 1/4"                      |                | 7/8" 1 1/4"          |                |                     |                |
|                                     | 30 Fix                       | VEX1 30SQFX                    | OS            | 47                                  | 1021                         | 1021                             | 1371           | 1371                 | 1609           | 1609                |                |
|                                     | 30 Tilt                      | VEX1 30SQTL                    | OS            | 53                                  | 1187                         | 1187                             | 1537           | 1537                 | 1776           | 1776                |                |
|                                     | 36 Fix                       | VEX1 36SQFX                    | OS            | 65                                  | 1262                         | 1262                             | 1719           | 1719                 | 2027           | 2027                |                |
|                                     | 36 Tilt                      | VEX1 36SQTL                    | OS            | 68                                  | 1428                         | 1428                             | 1887           | 1887                 | 2198           | 2198                |                |
|                                     | 42 Fix                       | VEX1 42SQFX                    | OS            | 81                                  | 1482                         | 1482                             | 2038           | 2038                 | 2412           | 2412                |                |
|                                     | 42 Tilt                      | VEX1 42SQTL                    | OS            | 84                                  | 1649                         | 1649                             | 2206           | 2206                 | 2581           | 2581                |                |
|                                     | 48 Fix                       | VEX1 48SQFX                    | OS            | 101                                 |                              | 1583                             |                | 2172                 |                | 2564                |                |
| 54 Fix                              | VEX1 54SQFX                  | OS                             | 122           |                                     | 1836                         |                                  | 2854           |                      | 3536           |                     |                |
|                                     | 30 Stand Fix                 | VEXIS 30SQFX                   | OS            | 53                                  | 1304                         | 1304                             | 1658           | 1658                 | 1895           | 1895                |                |
|                                     | 30 Stand Tilt                | VEXIS 30SQTL                   | OS            | 56                                  | 1475                         | 1475                             | 1826           | 1826                 | 2067           | 2067                |                |
|                                     | 36 Stand Fix                 | VEXIS 36SQFX                   | OS            | 66                                  | 1358                         | 1358                             | 1812           | 1812                 | 2124           | 2124                |                |
|                                     | 36 Stand Tilt                | VEXIS 36SQTL                   | OS            | 69                                  | 1528                         | 1528                             | 1982           | 1982                 | 2294           | 2294                |                |
|                                     | 42 Stand Fix                 | VEXIS 42SQFX                   | OS            | 84                                  | 1604                         | 1604                             | 2158           | 2158                 | 2532           | 2532                |                |
| 42 Stand Tilt                       | VEXIS 42SQTL                 | OS                             | 87            | 1770                                | 1770                         | 2325                             | 2325           | 2698                 | 2698           |                     |                |
|                                     | 30 Fix                       | VEX4 30SQFX                    | OS            | 47                                  | 1421                         | 1421                             | 1772           | 1772                 | 2011           | 2011                |                |
|                                     | 30 Tilt                      | VEX4 30SQTL                    | OS            | 54                                  | 1588                         | 1588                             | 1939           | 1939                 | 2181           | 2181                |                |
|                                     | 36 Fix                       | VEX4 36SQFX                    | OS            | 69                                  | 1472                         | 1472                             | 1928           | 1928                 | 2236           | 2236                |                |
|                                     | 42 Fix                       | VEX4 42SQFX                    | OS            | 88                                  | 1710                         | 1710                             | 2266           | 2266                 | 2639           | 2639                |                |
|                                     | 48 Fix                       | VEX4 48SQFX                    | OS            | 106                                 |                              | 1786                             |                | 2373                 |                | 2768                |                |
| 54 Fix                              | VEX4 54SQFX                  | OS                             | 127           |                                     | 2040                         |                                  | 3057           |                      | 3741           |                     |                |
|                                     | 30 Stand Fix                 | VEX4S 30SQFX                   | OS            | 56                                  | 1513                         | 1513                             | 1863           | 1863                 | 2103           | 2103                |                |
|                                     | 36 Stand Fix                 | VEX4S 36SQFX                   | OS            | 70                                  | 1567                         | 1567                             | 2019           | 2019                 | 2336           | 2336                |                |
|                                     | 42 Stand Fix                 | VEX4S 42SQFX                   | OS            | 89                                  | 1805                         | 1805                             | 2360           | 2360                 | 2735           | 2735                |                |

To Order, Specify...

- 1 Model Number
- 2 Top Material
- 3 Edge Style and Thickness
- 4 Edge Color
- 5 Base Color
- 6 Additional Options



| Laminate Wood       |                       | Veneer Wood         |                       | Veneer 1 1/4" Wood  |                       | Veneer 1 1/2" Wood  |                       | Veneer Wood         |                       |
|---------------------|-----------------------|---------------------|-----------------------|---------------------|-----------------------|---------------------|-----------------------|---------------------|-----------------------|
| Ergo (all sides)    |                       | Flat                |                       | Square              |                       | Bullnose            |                       | Ergo (all sides)    |                       |
|                     |                       |                     |                       |                     |                       |                     |                       |                     |                       |
| <b>LWE1</b><br>7/8" | <b>LWE2</b><br>1 1/4" | <b>VW1R</b><br>7/8" | <b>VW2R</b><br>1 1/4" | <b>VWS1</b><br>7/8" | <b>VWS2</b><br>1 1/4" | <b>VWB1</b><br>7/8" | <b>VWB2</b><br>1 1/4" | <b>VWE1</b><br>7/8" | <b>VWE2</b><br>1 1/4" |
| Reverse Bevel       |                       | Fluted              |                       | Fluted              |                       |                     |                       |                     |                       |
|                     |                       |                     |                       |                     |                       |                     |                       |                     |                       |
| <b>LWR1</b><br>7/8" |                       | <b>VW1R</b><br>7/8" | <b>VW2R</b><br>1 1/4" | <b>VWF1</b><br>7/8" | <b>VWF2</b><br>1 1/4" |                     |                       |                     |                       |
| 7/8"                | 1 1/4"                | 7/8"                | 1 1/4"                | 7/8"                | 1 1/4"                |                     | 1 1/4"                | 7/8"                | 1 1/4"                |
| 1928                | 1928                  | 2142                | 2142                  | 2344                | 2344                  | 2588                | 2588                  |                     |                       |
| 2095                | 2095                  | 2309                | 2309                  | 2512                | 2512                  | 2755                | 2755                  |                     |                       |
| 2388                | 2388                  | 2638                | 2638                  | 2882                | 2882                  | 3148                | 3148                  |                     |                       |
| 2555                | 2555                  | 2804                | 2804                  | 3051                | 3051                  | 3313                | 3313                  |                     |                       |
| 2875                | 2875                  | 3032                | 3032                  | 3324                | 3324                  | 3591                | 3591                  |                     |                       |
| 3046                | 3046                  | 3204                | 3204                  | 3492                | 3492                  | 3759                | 3759                  |                     |                       |
|                     | 3105                  |                     | 3478                  |                     |                       |                     | 3826                  |                     | 4139                  |
|                     | 4051                  |                     | 4015                  |                     |                       |                     | 4424                  |                     | 4868                  |
| 2213                | 2213                  | 2427                | 2427                  | 2632                | 2632                  | 2875                | 2875                  |                     |                       |
| 2382                | 2382                  | 2595                | 2595                  | 2800                | 2800                  | 3046                | 3046                  |                     |                       |
| 2483                | 2483                  | 2733                | 2733                  | 2977                | 2977                  | 3239                | 3239                  |                     |                       |
| 2650                | 2650                  | 2903                | 2903                  | 3148                | 3148                  | 3409                | 3409                  |                     |                       |
| 2999                | 2999                  | 3155                | 3155                  | 3449                | 3449                  | 3714                | 3714                  |                     |                       |
| 3163                | 3163                  | 3321                | 3321                  | 3618                | 3618                  | 3878                | 3878                  |                     |                       |
| 2327                | 2327                  | 2542                | 2542                  | 2745                | 2745                  | 2990                | 2990                  |                     |                       |
| 2498                | 2498                  | 2712                | 2712                  | 2917                | 2917                  | 3158                | 3158                  |                     |                       |
| 2595                | 2595                  | 2848                | 2848                  | 3092                | 3092                  | 3358                | 3358                  |                     |                       |
| 3105                | 3105                  | 3264                | 3264                  | 3557                | 3557                  | 3822                | 3822                  |                     |                       |
|                     | 3309                  |                     | 3680                  |                     |                       |                     | 4026                  |                     | 4340                  |
|                     | 4253                  |                     | 4218                  |                     |                       |                     | 4625                  |                     | 5013                  |
| 2423                | 2423                  | 2636                | 2636                  | 2840                | 2840                  | 3082                | 3082                  |                     |                       |
| 2693                | 2693                  | 2943                | 2943                  | 3187                | 3187                  | 3450                | 3450                  |                     |                       |
| 3202                | 3202                  | 3360                | 3360                  | 3649                | 3649                  | 3915                | 3915                  |                     |                       |

**Base Options**

|   | Code  | Price   |
|---|-------|---------|
| Alternate Table Height 32" & Under.....         | BAH   | \$ 100  |
| Alternate Table Height 32" & Over.....          | BSP   | \$ call |
| Adjustable Height, Pneumatic X1 (Fix/Tilt)..... | BAX   | \$ 738  |
| Casters (4), Vela Wheel.....                    | CAS29 | \$ 171  |
| Self-Leveling Glides (4).....                   | GLD04 | \$ 49   |

**Finish Options**

|                            |        |
|----------------------------|--------|
| Powder Coat, Standard..... | n/c    |
| Powder Coat, Premium.....  | \$ 165 |
| Platinum.....              | \$ 488 |

**Top Options**

|                                  |     |        |
|----------------------------------|-----|--------|
| Table Link (all four sides)..... | TLK | \$ 251 |
| Table Link (two sides).....      | TLE | \$ 135 |
| Special Laminate.....            | TSP | call   |
| Custom Cutout (per cutout).....  | TCC | \$ 120 |

**Power + Data Options**

Please reference the Power + Data Price List

**Wire Management Options**

|   |      |        |
|---|------|--------|
| Canvas Legway.....                                | WCL  | \$ 100 |
| Wire Mesh Legway X4.....                          | WMX_ | \$ 123 |
| Plastic Legway.....                               | WRL  | \$ 78  |
| 1 Oval Brush Grommet, Location K.....             | WOK  | \$ 97  |
| 1 Oval Brush Grommet, Provide Location Print..... | WOG  | \$ 97  |
| 1 Round Grommet, Location K.....                  | WRK  | \$ 76  |
| 1 Round Grommet, Provide Location Print.....      | WRG  | \$ 76  |

**Accessories**

|                                    |     |       |
|------------------------------------|-----|-------|
| Table Floor Mount Bracket Set..... | AFB | \$ 57 |
|------------------------------------|-----|-------|



Questions?

800 876 2120

Overlapping Folding Bases  
 Quickship Program Product  
 For Quickship specification details, visit [www.versteel.com/quickship](http://www.versteel.com/quickship)

top >  
edge >

edge ordering code (radius corner) >  
or  
edge ordering code (square corner) >  
top thickness >

edge ordering code (radius corner) >  
or  
edge ordering code (square corner) >  
top thickness >

| Laminate PVC             | Laminate T-Mold | Laminate Wood            | Laminate Soft PVC          | Laminate 1 1/2" Wood | Laminate 1 1/2" Wood |
|--------------------------|-----------------|--------------------------|----------------------------|----------------------|----------------------|
| Flat                     | Convex          | Flat                     | Bumper                     | Square               | Bullnose             |
|                          |                 |                          |                            |                      |                      |
| LP1R or LP1S<br>7/8"     | LT1<br>7/8"     | LW1R or LW1S<br>7/8"     | LB1R<br>7/8"               | LWS1<br>7/8"         | LWB1<br>7/8"         |
| LP2R or LP2S<br>1 1/4"   | LT2<br>1 1/4"   | LW2R or LW2S<br>1 1/4"   | LB2R<br>1 1/4"             | LWS2<br>1 1/4"       | LWB2<br>1 1/4"       |
| Fluted                   |                 | Fluted                   | Reverse Bevel Acrylic      | Fluted               |                      |
|                          |                 |                          |                            |                      |                      |
| LPF1R or LPF1S<br>7/8"   |                 | LWF1R or LWF1S<br>7/8"   | LMRA2R or LMRA2S<br>1 1/4" | LWF1<br>7/8"         |                      |
| LPF2R or LPF2S<br>1 1/4" |                 | LWF2R or LWF2S<br>1 1/4" |                            | LWF2<br>1 1/4"       |                      |
| 7/8"                     | 1 1/4"          | 7/8"                     | 1 1/4"                     | 7/8"                 | 1 1/4"               |
|                          | 1095            |                          | 1520                       |                      | 1805                 |
|                          | 1118            |                          | 1540                       |                      | 1827                 |
|                          | 1529            |                          | 1955                       |                      | 2238                 |
|                          | 1452            |                          | 1876                       |                      | 2164                 |
|                          | 1191            |                          | 1726                       |                      | 2083                 |
|                          | 1608            |                          | 2139                       |                      | 2498                 |
|                          | 1531            |                          | 2062                       |                      | 2423                 |
|                          | 1374            |                          | 1952                       |                      | 2343                 |
|                          | 1787            |                          | 2365                       |                      | 2755                 |
|                          | 1711            |                          | 2290                       |                      | 2678                 |
|                          | 1458            |                          | 2171                       |                      | 2649                 |
|                          | 1869            |                          | 2582                       |                      | 3061                 |
|                          | 1796            |                          | 2507                       |                      | 2984                 |
|                          | 1693            |                          | 2514                       |                      | 3062                 |
|                          | 2106            |                          | 2927                       |                      | 3478                 |
|                          | 2028            |                          | 2853                       |                      | 3399                 |
|                          | 1693            |                          | 2514                       |                      | 3062                 |
|                          | 2106            |                          | 2927                       |                      | 3478                 |
|                          | 2028            |                          | 2853                       |                      | 3399                 |

Base Style

Table Description

Model #

Product Wt



T1

|                   |               |     |     |
|-------------------|---------------|-----|-----|
| 24 x 42 Fix       | VET1 2442REFX | ≡OS | 51  |
| 24 x 48 Fix       | VET1 2448REFX | ≡OS | 56  |
| 24 x 48 Fold      | VET1 2448REFO | ≡OS | 60  |
| 24 x 48 Slim-Tilt | VET1 2448REST | ≡OS | 70  |
| 24 x 60 Fix       | VET1 2460REFX | ≡OS | 69  |
| 24 x 60 Fold      | VET1 2460REFD | ≡OS | 73  |
| 24 x 60 Slim-Tilt | VET1 2460REST | ≡OS | 83  |
| 24 x 72 Fix       | VET1 2472REFX | ≡OS | 80  |
| 24 x 72 Fold      | VET1 2472REFD | ≡OS | 84  |
| 24 x 72 Slim-Tilt | VET1 2472REST | ≡OS | 94  |
| 24 x 84 Fix       | VET1 2484REFX | ≡OS | 91  |
| 24 x 84 Fold      | VET1 2484REFD | ≡OS | 95  |
| 24 x 84 Slim-Tilt | VET1 2484REST | ≡OS | 105 |
| 24 x 90 Fix       | VET1 2490REFX | ≡OS | 95  |
| 24 x 90 Fold      | VET1 2490REFD | ≡OS | 99  |
| 24 x 90 Slim-Tilt | VET1 2490REST | ≡OS | 109 |
| 24 x 96 Fix       | VET1 2496REFX | ≡OS | 100 |
| 24 x 96 Fold      | VET1 2496REFD | ≡OS | 104 |
| 24 x 96 Slim-Tilt | VET1 2496REST | ≡OS | 114 |

To Order, Specify...

- 1 Model Number
- 2 Top Material
- 3 Edge Style and Thickness
- 4 Edge Color
- 5 Base Color
- 6 Additional Options



| Laminate Wood  | Laminate Urethane                                | Laminate Urethane/PVC  | Veneer Wood   | Veneer 1 1/4" Wood                            | Veneer 1 1/4" Wood                              | Veneer Wood  |
|--|--|--|---|---|---|--|
| Ergo (user side only)<br><br><b>LWE1 LWE2</b><br>7/8" 1 1/4" | Ergo (user side only)<br><br><b>LUE1</b><br>7/8" | Ergo (user side only)<br><br><b>LUPE1R LUPE2R</b><br>OR<br><b>LUPE1S LUPE2S</b><br>7/8" 1 1/4" | Flat<br><br><b>VW1R VW2R</b><br>OR<br><b>VW1S VW2S</b><br>7/8" 1 1/4"       | Square<br><br><b>VWS1 VWS2</b><br>7/8" 1 1/4" | Bullnose<br><br><b>VWB1 VWB2</b><br>7/8" 1 1/4" | Ergo (user side only)<br><br><b>VWE1 VWE2</b><br>7/8" 1 1/4" |
| Reverse Bevel<br><br><b>LWRI</b><br>7/8"                     | 1/4" urethane on remaining sides                 | PVC on remaining sides   | Fluted<br><br><b>VWF1R VWF2R</b><br>OR<br><b>VWF1S VWF2S</b><br>7/8" 1 1/4" | Fluted<br><br><b>VWF1 VWF2</b><br>7/8" 1 1/4" |   |  |
| 7/8" 1 1/4"  | 7/8"   | 7/8" 1 1/4"  | 7/8" 1 1/4"   | 7/8" 1 1/4"                                   | 7/8" 1 1/4"                                     | 7/8" 1 1/4"  |
| 2198   |  | 2232   | 2298  | 2490  |   | 2870   |
| 2221   | 1726   | 2314   | 2319  | 2514  |   | 2894   |
| 2633   | 2137   | 2727   | 2735  | 2924  |   | 3309   |
| 2555   | 2058   | 2650   | 2655  | 2852  |   | 3232   |
| 2500   | 1987   | 2619   | 2559  | 2780  |   | 3183   |
| 2917   | 2401   | 3031   | 2976  | 3200  |   | 3597   |
| 2840   | 2325   | 2955   | 2900  | 3119  |   | 3519   |
| 2841   | 2111   | 2967   | 2780  | 3025  |   | 3475   |
| 3254   | 2522   | 3376   | 3200  | 3437  |   | 3889   |
| 3179   | 2453   | 3306   | 3122  | 3363  |   | 3812   |
| 3443   |  | 3343   | 3057  | 3335  |   | 3806   |
| 3858   |  | 3755   | 3469  | 3746  |   | 4218   |
| 3780   |  | 3680   | 3394  | 3671  |   | 4144   |
| 3608   |  | 3948   | 3428  | 3747  |   | 4256   |
| 4025   |  | 4364   | 3842  | 4163  |   | 4674   |
| 3948   |  | 4284   | 3766  | 4085  |   | 4594   |
| 3608   |  | 3948   | 3428  | 3747  |   | 4256   |
| 4025   |  | 4364   | 3842  | 4163  |   | 4674   |
| 3948   |  | 4284   | 3766  | 4085  |   | 4594   |

**Base Options**

|   | Code  | Price   |
|---|-------|---------|
| Assembled Folding Table   | BAF   | \$ 77   |
| Alternate Table Height 32" & Under  | BAH   | \$ 100  |
| Alternate Table Height 32" & Over   | BSP   | \$ call |
| Adjustable Height, Motorized (Fix)  | BAM   | \$ 2406 |
| Adjustable Height, Pneumatic T1 (Fix/Tilt)  | BAT   | \$ 1228 |
| Casters (4), Vela Wheel (to 72" length)   | CAS29 | \$ 171  |
| Mix, Vela Wheel Casters & Glides (to 72" length)  | BMV   | \$ 163  |
| Self-Leveling Glides (4)  | GLD04 | \$ 49   |
| Stretcher Rail (Fix/Tilt) Finish Same as Base<br>(tables 36" H & over require a stretcher rail) | BSR   | \$ 243  |

**Finish Options**

|                       |        |
|-----------------------|--------|
| Powder Coat, Standard | n/c    |
| Powder Coat, Premium  | \$ 165 |
| Platinum              | \$ 488 |

**Top Options**

|   |      |         |
|---|------|---------|
| Ergo Wood Profile, Two Sides  | TET  | n/c     |
| Ergo Wood Profile, All Sides  | TEA  | n/c     |
| Table Link (all four sides)   | TLK  | \$ 251  |
| Table Link (24" ends only)  | TLE  | \$ 135  |
| Special Laminate  | TSP  | call    |
| Custom Cutout (per cutout)  | TCC  | \$ 120  |
| Laptop Locker (each)  | TLA  | \$ 1375 |
| (available on fixed tables only, see page 34 in All Tables Price List for additional information) |      |         |
| Electronic Lock (per locker)  | TLEL | \$ 359  |
| Power Unit (up to 10 lockers sequenced)   | TLPU | \$ 567  |
| (includes 1 key, required for electronic lock)  |      |         |

**Power + Data Options**

Please reference the Power + Data Price List

**Wire Management Options**

|  |      |        |
|--|------|--------|
| Basket, Under Top Mount                      | WBT  | \$ 97  |
| Plastic Runner, Under Top Mount              | WRT  | \$ 165 |
| Wire Mesh Legway (pair)                      | WML_ | \$ 205 |
| 1 Oval Brush Grommet, Location A             | WOA  | \$ 97  |
| 2 Oval Brush Grommets, Location E            | WOE  | \$ 194 |
| 1 Oval Brush Grommet, Provide Location Print | WOG  | \$ 97  |
| 1 Round Grommet, Location A                  | WRA  | \$ 76  |
| 2 Round Grommets, Location E                 | WRE  | \$ 152 |
| 1 Round Grommet, Provide Location Print      | WRG  | \$ 76  |

**Accessories**

|                                   |          |         |
|-----------------------------------|----------|---------|
| Keyboard Platform w/Mouse Surface | AKP27M   | \$ 760  |
| CPU Holder (3" - 9" adjustment)   | ACPU3-9F | \$ 237  |
| CPU Holder (5" - 8" adjustment)   | ACPU5-8F | \$ 155  |
| CPU Holder (3" - 5" adjustment)   | ACPU3F   | \$ 155  |
| Table Transport                   | ATT3054  | \$ 1855 |
| Table Floor Mount Bracket Set     | AFB      | \$ 57   |





| Laminate Wood  | Laminate Urethane                                | Laminate Urethane/PVC  | Veneer Wood   | Veneer 1 1/4" Wood                            | Veneer 1 1/4" Wood                              | Veneer Wood  |
|--|--|--|---|---|---|--|
| Ergo (user side only)<br><br><b>LWE1 LWE2</b><br>7/8" 1 1/4" | Ergo (user side only)<br><br><b>LUE1</b><br>7/8" | Ergo (user side only)<br><br><b>LUPE1R LUPE2R</b><br>OR<br><b>LUPE1S LUPE2S</b><br>7/8" 1 1/4" | Flat<br><br><b>VW1R VW2R</b><br>OR<br><b>VW1S VW2S</b><br>7/8" 1 1/4"       | Square<br><br><b>VWS1 VWS2</b><br>7/8" 1 1/4" | Bullnose<br><br><b>VWB1 VWB2</b><br>7/8" 1 1/4" | Ergo (user side only)<br><br><b>VWE1 VWE2</b><br>7/8" 1 1/4" |
| Reverse Bevel<br><br><b>LWRI</b><br>7/8"                     | 1/4" urethane on remaining sides                 | PVC on remaining sides   | Fluted<br><br><b>VWF1R VWF2R</b><br>OR<br><b>VWF1S VWF2S</b><br>7/8" 1 1/4" | Fluted<br><br><b>VWF1 VWF2</b><br>7/8" 1 1/4" |   |  |
| 7/8" 1 1/4"  | 7/8"   | 7/8" 1 1/4"  | 7/8" 1 1/4"   | 7/8" 1 1/4"                                   | 7/8" 1 1/4"                                     | 7/8" 1 1/4"  |
| 2114   |  | 2429   | 2268  | 2460  |   | 2822   |
| 2454   | 1895   | 2542   | 2558  | 2779  |   | 3178   |
| 2866   | 2310   | 2955   | 2975  | 3193  |   | 3591   |
| 2793   | 2234   | 2880   | 2900  | 3119  |   | 3516   |
| 2744   | 2053   | 2867   | 2825  | 3076  |   | 3531   |
| 3155   | 2466   | 3283   | 3238  | 3487  |   | 3946   |
| 3082   | 2394   | 3205   | 3165  | 3416  |   | 3871   |
| 3165   | 2207   | 3238   | 3154  | 3436  |   | 3817   |
| 3579   | 2620   | 3653   | 3566  | 3850  |   | 4231   |
| 3504   | 2545   | 3577   | 3489  | 3775  |   | 4154   |
| 3755   |  | 3613   | 3443  | 3756  |   | 4253   |
| 4169   |  | 4026   | 3858  | 4172  |   | 4670   |
| 4092   |  | 3949   | 3780  | 4093  |   | 4592   |
| 4025   |  | 4259   | 3859  | 4222  |   | 4749   |
| 4439   |  | 4674   | 4272  | 4636  |   | 5159   |
| 4363   |  | 4594   | 4192  | 4558  |   | 5082   |
| 4025   |  | 4259   | 3859  | 4222  |   | 4749   |
| 4439   |  | 4674   | 4272  | 4636  |   | 5159   |
| 4363   |  | 4594   | 4192  | 4558  |   | 5082   |

**Base Options**

|  | Code  | Price   |
|--|-------|---------|
| Assembled Folding Table .....                        | BAF   | \$ 77   |
| Alternate Table Height 32" & Under .....             | BAH   | \$ 100  |
| Alternate Table Height 32" & Over .....              | BSP   | \$ call |
| Adjustable Height, Motorized (Fix) .....             | BAM   | \$ 2406 |
| Adjustable Height, Pneumatic T1 (Fix/Tilt) .....     | BAT   | \$ 1228 |
| Casters (4), Vela Wheel (to 72" length) .....        | CAS29 | \$ 171  |
| Mix, Vela Wheel Casters & Glides (to 72" length) ... | BMV   | \$ 163  |
| Self-Leveling Glides (4) .....                       | GLD04 | \$ 49   |
| Stretcher Rail (Fix/Tilt) Finish Same as Base .....  | BSR   | \$ 243  |
| (tables 36" H & over require a stretcher rail)       |       |         |

**Finish Options**

|                             |        |
|-----------------------------|--------|
| Powder Coat, Standard ..... | n/c    |
| Powder Coat, Premium .....  | \$ 165 |
| Platinum .....              | \$ 488 |

**Top Options**

|   |      |         |
|---|------|---------|
| Ergo Wood Profile, Two Sides .....  | TET  | n/c     |
| Ergo Wood Profile, All Sides .....  | TEA  | n/c     |
| Table Link (all four sides) .....   | TLK  | \$ 251  |
| Table Link (30" ends only) .....  | TLE  | \$ 135  |
| Special Laminate .....  | TSP  | call    |
| Custom Cutout (per cutout) .....  | TCC  | \$ 120  |
| Laptop Locker (each) .....  | TLA  | \$ 1375 |
| (available on fixed tables only, see page 34 in All Tables Price List for additional information) |      |         |
| Electronic Lock (per locker) .....  | TLEL | \$ 359  |
| Power Unit (up to 10 lockers sequenced) .....   | TLPV | \$ 567  |
| (includes 1 key, required for electronic lock)  |      |         |

**Power + Data Options**

Please reference the Power + Data Price List

**Wire Management Options**

|  |      |        |
|--|------|--------|
| Basket, Under Top Mount .....                      | WBT  | \$ 97  |
| Plastic Runner, Under Top Mount .....              | WRT  | \$ 165 |
| Wire Mesh Legway (pair) .....                      | WML_ | \$ 205 |
| 1 Oval Brush Grommet, Location A .....             | WOA  | \$ 97  |
| 2 Oval Brush Grommets, Location E .....            | WOE  | \$ 194 |
| 1 Oval Brush Grommet, Provide Location Print ..... | WOG  | \$ 97  |
| 1 Round Grommet, Location A .....                  | WRA  | \$ 76  |
| 2 Round Grommets, Location E .....                 | WRE  | \$ 152 |
| 1 Round Grommet, Provide Location Print .....      | WRG  | \$ 76  |

**Accessories**

|   |          |         |
|---|----------|---------|
| Keyboard Platform w/Mouse Surface ..... | AKP27M   | \$ 760  |
| CPU Holder (3" - 9" adjustment) .....   | ACPU3-9F | \$ 237  |
| CPU Holder (5" - 8" adjustment) .....   | ACPU5-8F | \$ 155  |
| CPU Holder (3" - 5" adjustment) .....   | ACPU3F   | \$ 155  |
| Table Transport .....                   | ATT3054  | \$ 1855 |
| Table Floor Mount Bracket Set .....     | AFB      | \$ 57   |







| Laminate Wood  | Veneer Wood   | Veneer 1 1/4" Wood                     | Veneer 1 1/2" Wood                       | Veneer Wood  |
|--|---|--|--|--|
| Ergo<br>(user side only)<br><br>LWE1 LWE2<br>7/8" 1 1/4" | Flat<br><br>VW1R VW2R<br>or<br>VW1S VW2S<br>7/8" 1 1/4"   | Square<br><br>VWS1 VWS2<br>7/8" 1 1/4" | Bullnose<br><br>VWB1 VWB2<br>7/8" 1 1/4" | Ergo<br>(user side only)<br><br>VWE1 VWE2<br>7/8" 1 1/4" |
| Reverse Bevel<br><br>LWR1<br>7/8"                        | Fluted<br><br>VW1R VW2R<br>or<br>VW1S VW2S<br>7/8" 1 1/4" | Fluted<br><br>VWF1 VWF2<br>7/8" 1 1/4" |  |  |
| 7/8" 1 1/4"  | 7/8" 1 1/4"   | 7/8" 1 1/4"                            | 7/8" 1 1/4"                              | 7/8" 1 1/4"  |
| 2816   | 3124  | 3437                                   | 3770                                     |  |
| 3232   | 3540  | 3855                                   | 4186                                     |  |
| 3154   | 3463  | 3779                                   | 4111                                     |  |
| 2997   | 3311  | 3644                                   | 3973                                     |  |
| 3409   | 3723  | 4059                                   | 4393                                     |  |
| 3335   | 3647  | 3984                                   | 4314                                     |  |
| 3421   | 3681  | 4065                                   | 4443                                     |  |
| 3835   | 4096  | 4477                                   | 4855                                     |  |
| 3758   | 4020  | 4402                                   | 4781                                     |  |
| 4157   | 4009  | 4428                                   | 4848                                     |  |
| 4570   | 4424  | 4842                                   | 5262                                     |  |
| 4495   | 4345  | 4763                                   | 5186                                     |  |
| 4376   | 4281  | 4734                                   | 5183                                     |  |
| 4794   | 4695  | 5151                                   | 5595                                     |  |
| 4721   | 4618  | 5074                                   | 5525                                     |  |
| 4376   | 4281  | 4734                                   | 5183                                     |  |
| 4794   | 4695  | 5151                                   | 5595                                     |  |
| 4721   | 4618  | 5074                                   | 5525                                     |  |

**Base Options**

|  | Code  | Price   |
|--|-------|---------|
| Assembled Folding Table .....                        | BAF   | \$ 77   |
| Alternate Table Height 32" & Under .....             | BAH   | \$ 100  |
| Alternate Table Height 32" & Over .....              | BSP   | \$ call |
| Adjustable Height, Motorized (Fix) .....             | BAM   | \$ 2406 |
| Adjustable Height, Pneumatic T1 (Fix/Tilt) .....     | BAT   | \$ 1228 |
| Casters (4), Vela Wheel (to 72" length) .....        | CAS29 | \$ 171  |
| Mix, Vela Wheel Casters & Glides (to 72" length) ... | BMV   | \$ 163  |
| Self-Leveling Glides (4) .....                       | GLD04 | \$ 49   |
| Stretcher Rail (Fix/Tilt) Finish Same as Base .....  | BSR   | \$ 243  |
| (tables 36" H & over require a stretcher rail)       |       |         |

**Finish Options**

|                             |        |
|-----------------------------|--------|
| Powder Coat, Standard ..... | n/c    |
| Powder Coat, Premium .....  | \$ 165 |
| Platinum .....              | \$ 488 |

**Top Options**

|   |      |         |
|---|------|---------|
| Ergo Wood Profile, Two Sides .....  | TET  | n/c     |
| Ergo Wood Profile, All Sides .....  | TEA  | n/c     |
| Table Link (all four sides) .....   | TLK  | \$ 251  |
| Table Link (36" ends only) .....  | TLK  | \$ 135  |
| Special Laminate .....  | TSP  | call    |
| Custom Cutout (per cutout) .....  | TCC  | \$ 120  |
| Laptop Locker (each) .....  | TLA  | \$ 1375 |
| (available on fixed tables only, see page 34 in All Tables Price List for additional information) |      |         |
| Electronic Lock (per locker) .....  | TLEL | \$ 359  |
| Power Unit (up to 10 lockers sequenced) .....   | TLP  | \$ 567  |
| (includes 1 key, required for electronic lock)  |      |         |

**Power + Data Options**

Please reference the Power + Data Price List

**Wire Management Options**

|  |      |        |
|--|------|--------|
| Basket, Under Top Mount .....                      | WBT  | \$ 97  |
| Plastic Runner, Under Top Mount .....              | WRT  | \$ 165 |
| Wire Mesh Legway (pair) .....                      | WML_ | \$ 205 |
| 1 Oval Brush Grommet, Location A .....             | WOA  | \$ 97  |
| 2 Oval Brush Grommets, Location E .....            | WOE  | \$ 194 |
| 1 Oval Brush Grommet, Provide Location Print ..... | WOG  | \$ 97  |
| 1 Round Grommet, Location A .....                  | WRA  | \$ 76  |
| 2 Round Grommets, Location E .....                 | WRE  | \$ 152 |
| 1 Round Grommet, Provide Location Print .....      | WRG  | \$ 76  |

**Accessories**

|   |          |         |
|---|----------|---------|
| Keyboard Platform w/Mouse Surface ..... | AKP27M   | \$ 760  |
| CPU Holder (3" - 9" adjustment) .....   | ACPU3-9F | \$ 237  |
| CPU Holder (5" - 8" adjustment) .....   | ACPU5-8F | \$ 155  |
| CPU Holder (3" - 5" adjustment) .....   | ACPU3F   | \$ 155  |
| Table Transport .....                   | ATT3054  | \$ 1855 |
| Table Floor Mount Bracket Set .....     | AFB      | \$ 57   |



Questions?

800 876 2120

Overlapping Folding Bases

Quickship Program Product  
For Quickship specification details,  
visit [www.versteel.com/quickship](http://www.versteel.com/quickship)

top >  
edge >

edge ordering code (radius corner) >  
or  
edge ordering code (square corner) >  
top thickness >

edge ordering code (radius corner) >  
or  
edge ordering code (square corner) >  
top thickness >  
top thickness price >










| Laminate PVC                 | Laminate T-Mold                | Laminate Wood                | Laminate Soft PVC              | Laminate 1 1/2" Wood             | Laminate 1 1/2" Wood         |
|------------------------------|--------------------------------|------------------------------|--------------------------------|----------------------------------|------------------------------|
| Flat                         | Convex                         | Flat                         | Bumper                         | Square                           | Bullnose                     |
|                              |                                |                              |                                |                                  |                              |
| LP1R<br>or<br>LP1S<br>7/8"   | LP2R<br>or<br>LP2S<br>1 1/4"   | LT1                          | LT2                            | LW1R<br>or<br>LW1S<br>7/8"       | LW2R<br>or<br>LW2S<br>1 1/4" |
| LB1R                         | LB2R                           | LWS1                         | LWS2                           | LWB1                             | LWB2                         |
| 7/8"                         | 1 1/4"                         | 7/8"                         | 1 1/4"                         | 7/8"                             | 1 1/4"                       |
| Fluted                       |                                | Fluted                       | Reverse Bevel Acrylic          | Fluted                           |                              |
|                              |                                |                              |                                |                                  |                              |
| LPF1R<br>or<br>LPF1S<br>7/8" | LPF2R<br>or<br>LPF2S<br>1 1/4" | LWF1R<br>or<br>LWF1S<br>7/8" | LWF2R<br>or<br>LWF2S<br>1 1/4" | LMRA2R<br>or<br>LMRA2S<br>1 1/4" | LWF1<br>7/8"                 |
|                              |                                |                              |                                | LWF2<br>1 1/4"                   |                              |
| 7/8"                         | 1 1/4"                         | 7/8"                         | 1 1/4"                         | 7/8"                             | 1 1/4"                       |

| Base Style | Table Description | Model #       | Product Wt |
|------------|-------------------|---------------|------------|
|            | 18 x 48 Fix       | VETC 1848REFX | 45         |
|            | 18 x 48 Fold      | VETC 1848REFO | 50         |
|            | 18 x 60 Fix       | VETC 1860REFX | 56         |
|            | 18 x 60 Fold      | VETC 1860REFD | 61         |
|            | 18 x 72 Fix       | VETC 1872REFX | 63         |
|            | 18 x 72 Fold      | VETC 1872REFD | 68         |
|            | 18 x 84 Fix       | VETC 1884REFX | 72         |
|            | 18 x 84 Fold      | VETC 1884REFD | 77         |
|            | 18 x 90 Fix       | VETC 1890REFX | 76         |
|            | 18 x 90 Fold      | VETC 1890REFD | 81         |
|            | 18 x 96 Fix       | VETC 1896REFX | 80         |
|            | 18 x 96 Fold      | VETC 1896REFD | 85         |

To Order, Specify...

- 1 Model Number
- 2 Top Material
- 3 Edge Style and Thickness
- 4 Edge Color
- 5 Base Color
- 6 Additional Options



| Laminate Wood   | Laminate Urethane/PVC   | Veneer Wood  | Veneer 1 1/2" Wood   | Veneer 1 1/2" Wood   | Veneer Wood   |
|---|---|--|--|--|---|
| Ergo (user side only)<br><br><b>LWE1 LWE2</b><br>7/8" 1 1/4" | Ergo (user side only)<br><br><b>LUPE1R LUPE2R</b><br>or<br><b>LUPE1S LUPE2S</b><br>7/8" 1 1/4" | Flat<br><br><b>VW1R VW2R</b><br>or<br><b>VW1S VW2S</b><br>7/8" 1 1/4" | Square<br><br><b>VWS1 VWS2</b><br>7/8" 1 1/4"                               | Bullnose<br><br><b>VWB1 VWB2</b><br>7/8" 1 1/4" | Ergo (user side only)<br><br><b>VWE1 VWE2</b><br>7/8" 1 1/4" |
| Reverse Bevel<br><br><b>LWR1</b><br>7/8"                     | PVC on remaining sides  |  | Fluted<br><br><b>VWF1R VWF2R</b><br>or<br><b>VWF1S VWF2S</b><br>7/8" 1 1/4" | Fluted<br><br><b>VWF1 VWF2</b><br>7/8" 1 1/4"   |   |
| 7/8" 1 1/4"   | 7/8" 1 1/4"   | 7/8" 1 1/4"  | 7/8" 1 1/4"  | 1 1/4"   | 7/8" 1 1/4"   |
| 2117  | 2089  | 2217   | 2400   |  | 2768  |
| 2530  | 2506  | 2632   | 2813   |  | 3179  |
| 2429  | 2434  | 2389   | 2588   |  | 3000  |
| 2846  | 2852  | 2803   | 3002   |  | 3416  |
| 2700  | 2708  | 2578   | 2798   |  | 3232  |
| 3118  | 3124  | 2990   | 3211   |  | 3644  |
| 3243  | 3025  | 2781   | 3027   |  | 3478  |
| 3659  | 3437  | 3201   | 3443   |  | 3892  |
| 3402  | 3620  | 3253   | 3552   |  | 4051  |
| 3819  | 4032  | 3668   | 3966   |  | 4469  |
| 3402  | 3620  | 3253   | 3552   |  | 4051  |
| 3819  | 4032  | 3668   | 3966   |  | 4469  |

Base Options

|   | Code  | Price   |
|---|-------|---------|
| Assembled Folding Table   | BAF   | \$ 77   |
| Alternate Table Height 32" & Under  | BAH   | \$ 100  |
| Alternate Table Height 32" & Over   | BSP   | \$ call |
| Adjustable Height, Pneumatic TC (Fix)   | BAT   | \$ 1228 |
| Casters (4), Vela Wheel (to 72" length)   | CAS29 | \$ 171  |
| Mix, Vela Wheel Casters & Glides (to 72" length)  | BMV   | \$ 163  |
| Self-Leveling Glides (4)  | GLD04 | \$ 49   |
| Stretcher Rail (Fix/Tilt) Finish Same as Base<br>(tables 36" H & over require a stretcher rail) | BSR   | \$ 243  |

Finish Options

|                       |        |
|-----------------------|--------|
| Powder Coat, Standard | n/c    |
| Powder Coat, Premium  | \$ 165 |
| Platinum              | \$ 488 |

Top Options

|                              |     |        |
|------------------------------|-----|--------|
| Ergo Wood Profile, Two Sides | TET | n/c    |
| Ergo Wood Profile, All Sides | TEA | n/c    |
| Table Link (all four sides)  | TLK | \$ 251 |
| Table Link (18" ends only)   | TLE | \$ 135 |
| Special Laminate             | TSP | call   |
| Custom Cutout (per cutout)   | TCC | \$ 120 |

Power + Data Options

Please reference the Power + Data Price List

Wire Management Options











|  |     |        |
|--|-----|--------|
| Basket, Under Top Mount                      | WBT | \$ 97  |
| Plastic Runner, Under Top Mount              | WRT | \$ 165 |
| Wire Mesh Legway (pair)                      | WML | \$ 205 |
| 1 Oval Brush Grommet, Location A             | WOA | \$ 97  |
| 2 Oval Brush Grommets, Location E            | WOE | \$ 194 |
| 1 Oval Brush Grommet, Provide Location Print | WOG | \$ 97  |
| 1 Round Grommet, Location A                  | WRA | \$ 76  |
| 2 Round Grommets, Location E                 | WRE | \$ 152 |
| 1 Round Grommet, Provide Location Print      | WRG | \$ 76  |

Accessories

|                                   |          |         |
|-----------------------------------|----------|---------|
| Keyboard Platform w/Mouse Surface | AKP27M   | \$ 760  |
| CPU Holder (3" - 9" adjustment)   | ACPU3-9F | \$ 237  |
| CPU Holder (5" - 8" adjustment)   | ACPU5-8F | \$ 155  |
| CPU Holder (3" - 5" adjustment)   | ACPU3F   | \$ 155  |
| Table Transport                   | ATT3054  | \$ 1855 |
| Table Floor Mount Bracket Set     | AFB      | \$ 57   |





| Laminate Wood   | Laminate Urethane   | Laminate Urethane/PVC   | Veneer Wood  | Veneer 1 1/4" Wood   | Veneer 1 1/4" Wood   | Veneer Wood   |
|---|---|---|--|--|--|---|
| Ergo (user side only)<br><br><b>LWE1 LWE2</b><br>7/8" 1 1/4" | Ergo (user side only)<br><br><b>LUE1</b><br>7/8" | Ergo (user side only)<br><br><b>LUPE1R LUPE2R</b><br>OR<br><b>LUPE1S LUPE2S</b><br>7/8" 1 1/4" | Flat<br><br><b>VW1R VW2R</b><br>OR<br><b>VW1S VW2S</b><br>7/8" 1 1/4"       | Square<br><br><b>VWS1 VWS2</b><br>7/8" 1 1/4" | Bullnose<br><br><b>VWB1 VWB2</b><br>7/8" 1 1/4" | Ergo (user side only)<br><br><b>VWE1 VWE2</b><br>7/8" 1 1/4" |
| Reverse Bevel<br><br><b>LWRI</b><br>7/8"                     | 1/4" urethane on remaining sides  | PVC on remaining sides  | Fluted<br><br><b>VWF1R VWF2R</b><br>OR<br><b>VWF1S VWF2S</b><br>7/8" 1 1/4" | Fluted<br><br><b>VWF1 VWF2</b><br>7/8" 1 1/4" |  |   |
| 7/8" 1 1/4"   | 7/8"  | 7/8" 1 1/4"   | 7/8" 1 1/4"  | 7/8" 1 1/4"  | 7/8" 1 1/4"  | 7/8" 1 1/4"   |
| 2198  |   | 2232  | 2298   | 2490   |  | 2870  |
| 2221  | 1726  | 2314  | 2319   | 2514   |  | 2894  |
| 2633  | 2137  | 2727  | 2735   | 2924   |  | 3309  |
| 2555  | 2058  | 2650  | 2655   | 2852   |  | 3232  |
| 2500  | 1987  | 2619  | 2559   | 2780   |  | 3183  |
| 2917  | 2401  | 3031  | 2976   | 3200   |  | 3597  |
| 2840  | 2325  | 2955  | 2900   | 3119   |  | 3519  |
| 2841  | 2111  | 2967  | 2780   | 3025   |  | 3475  |
| 3254  | 2522  | 3376  | 3200   | 3437   |  | 3889  |
| 3179  | 2453  | 3306  | 3122   | 3363   |  | 3812  |
| 3443  |   | 3343  | 3057   | 3335   |  | 3806  |
| 3858  |   | 3755  | 3469   | 3746   |  | 4218  |
| 3780  |   | 3680  | 3394   | 3671   |  | 4144  |
| 3608  |   | 3948  | 3428   | 3747   |  | 4256  |
| 4025  |   | 4364  | 3842   | 4163   |  | 4674  |
| 3948  |   | 4284  | 3766   | 4085   |  | 4594  |
| 3608  |   | 3948  | 3428   | 3747   |  | 4256  |
| 4025  |   | 4364  | 3842   | 4163   |  | 4674  |
| 3948  |   | 4284  | 3766   | 4085   |  | 4594  |

Base Options

|   | Code  | Price   |
|---|-------|---------|
| Assembled Folding Table   | BAF   | \$ 77   |
| Alternate Table Height 32" & Under  | BAH   | \$ 100  |
| Alternate Table Height 32" & Over   | BSP   | \$ call |
| Adjustable Height, Motorized (Fix)  | BAM   | \$ 2406 |
| Adjustable Height, Pneumatic TC (Fix/Tilt)  | BAT   | \$ 1228 |
| Casters (4), Vela Wheel (to 72" length)   | CAS29 | \$ 171  |
| Mix, Vela Wheel Casters & Glides (to 72" length)  | BMV   | \$ 163  |
| Self-Leveling Glides (4)  | GLD04 | \$ 49   |
| Stretcher Rail (Fix/Tilt) Finish Same as Base<br>(tables 36" H & over require a stretcher rail) | BSR   | \$ 243  |

Finish Options

|                       |        |
|-----------------------|--------|
| Powder Coat, Standard | n/c    |
| Powder Coat, Premium  | \$ 165 |
| Platinum              | \$ 488 |

Top Options

|   |      |         |
|---|------|---------|
| Ergo Wood Profile, Two Sides  | TET  | n/c     |
| Ergo Wood Profile, All Sides  | TEA  | n/c     |
| Table Link (all four sides)   | TLK  | \$ 251  |
| Table Link (24" ends only)  | TLE  | \$ 135  |
| Special Laminate  | TSP  | call    |
| Custom Cutout (per cutout)  | TCC  | \$ 120  |
| Laptop Locker (each)  | TLA  | \$ 1375 |
| (available on fixed tables only, see page 34 in All Tables Price List for additional information) |      |         |
| Electronic Lock (per locker)  | TLEL | \$ 359  |
| Power Unit (up to 10 lockers sequenced)   | TLPU | \$ 567  |
| (includes 1 key, required for electronic lock)  |      |         |

Power + Data Options

Please reference the Power + Data Price List

Wire Management Options

|  |      |        |
|--|------|--------|
| Basket, Under Top Mount                      | WBT  | \$ 97  |
| Plastic Runner, Under Top Mount              | WRT  | \$ 165 |
| Wire Mesh Legway (pair)                      | WML_ | \$ 205 |
| 1 Oval Brush Grommet, Location A             | WOA  | \$ 97  |
| 2 Oval Brush Grommets, Location E            | WOE  | \$ 194 |
| 1 Oval Brush Grommet, Provide Location Print | WOG  | \$ 97  |
| 1 Round Grommet, Location A                  | WRA  | \$ 76  |
| 2 Round Grommets, Location E                 | WRE  | \$ 152 |
| 1 Round Grommet, Provide Location Print      | WRG  | \$ 76  |

Accessories

|                                   |          |         |
|-----------------------------------|----------|---------|
| Keyboard Platform w/Mouse Surface | AKP27M   | \$ 760  |
| CPU Holder (3" - 9" adjustment)   | ACPU3-9F | \$ 237  |
| CPU Holder (5" - 8" adjustment)   | ACPU5-8F | \$ 155  |
| CPU Holder (3" - 5" adjustment)   | ACPU3F   | \$ 155  |
| Table Transport                   | ATT3054  | \$ 1855 |
| Table Floor Mount Bracket Set     | AFB      | \$ 57   |



Questions?

800 876 2120

- Overlapping Folding Bases
- Quickship Program Product  
For Quickship specification details, visit [www.versteel.com/quickship](http://www.versteel.com/quickship)

top >  
edge >

edge ordering code (radius corner) >  
or  
edge ordering code (square corner) >  
top thickness >











edge ordering code (radius corner) >  
or  
edge ordering code (square corner) >  
top thickness >

| Laminate PVC  | Laminate T-Mold                      | Laminate Wood   | Laminate Soft PVC                              | Laminate 1 1/2" Wood                   | Laminate 1 1/2" Wood                   |      |
|---|--------------------------------------|---|--|--|--|------|
| Flat  | Convex                               | Flat  | Bumper   | Square                                 | Bullnose                               |      |
|   |                                      |   |  |  |  |      |
| <b>LP1R</b><br>or<br><b>LP1S</b><br>7/8" 1 1/4"                             | <b>LT1</b> <b>LT2</b><br>7/8" 1 1/4" | <b>LW1R</b> <b>LW2R</b><br>or<br><b>LW1S</b> <b>LW2S</b><br>7/8" 1 1/4"     | <b>LB1R</b> <b>LB2R</b><br>7/8" 1 1/4"         | <b>LWS1</b> <b>LWS2</b><br>7/8" 1 1/4" | <b>LWB1</b> <b>LWB2</b><br>7/8" 1 1/4" |      |
| Fluted  |                                      | Fluted  | Reverse Bevel Acrylic                          | Fluted                                 |  |      |
|   |                                      |   |  |  |  |      |
| <b>LPF1R</b> <b>LPF2R</b><br>or<br><b>LPF1S</b> <b>LPF2S</b><br>7/8" 1 1/4" |                                      | <b>LWF1R</b> <b>LWF2R</b><br>or<br><b>LWF1S</b> <b>LWF2S</b><br>7/8" 1 1/4" | <b>LMRA2R</b><br>or<br><b>LMRA2S</b><br>1 1/4" | <b>LWF1</b> <b>LWF2</b><br>7/8" 1 1/4" |  |      |
| 7/8" 1 1/4"   | 7/8" 1 1/4"                          | 7/8" 1 1/4"   | 1 1/4"   | 7/8" 1 1/4"                            | 7/8" 1 1/4"                            |      |
| Base Style  | Table Description                    | Model #   | Product Wt                                     |  |  |      |
|   | 30 x 42 Fix                          | VETC 3042REFX   | ≡OS 67   | 1126                                   | 1488                                   | 1730 |
|   | 30 x 48 Fix                          | VETC 3048REFX   | ≡OS 73   | 1232                                   | 1675                                   | 1975 |
|   | 30 x 48 Fold                         | VETC 3048REFO   | ≡OS 75   | 1647                                   | 2089                                   | 2389 |
|   | 30 x 48 Tilt                         | VETC 3048RETL   | ≡OS 85   | 1573                                   | 2015                                   | 2314 |
|   | 30 x 60 Fix                          | VETC 3060REFX   | ≡OS 88   | 1309                                   | 1878                                   | 2262 |
|   | 30 x 60 Fold                         | VETC 3060REFD   | ≡OS 90   | 1724                                   | 2292                                   | 2675 |
|   | 30 x 60 Tilt                         | VETC 3060RETL   | ≡OS 100  | 1648                                   | 2217                                   | 2602 |
|   | 30 x 72 Fix                          | VETC 3072REFX   | ≡OS 101  | 1418                                   | 2088                                   | 2537 |
|   | 30 x 72 Fold                         | VETC 3072REFD   | ≡OS 103  | 1830                                   | 2500                                   | 2949 |
|   | 30 x 72 Tilt                         | VETC 3072RETL   | ≡OS 113  | 1754                                   | 2426                                   | 2872 |
|   | 30 x 84 Fix                          | VETC 3084REFX   | ≡OS 115  | 1524                                   | 2365                                   | 2931 |
|   | 30 x 84 Fold                         | VETC 3084REFD   | ≡OS 117  | 1933                                   | 2776                                   | 3343 |
|   | 30 x 84 Tilt                         | VETC 3084RETL   | ≡OS 127  | 1860                                   | 2700                                   | 3266 |
|   | 30 x 90 Fix                          | VETC 3090REFX   | ≡OS 120  | 1726                                   | 2725                                   | 3395 |
|   | 30 x 90 Fold                         | VETC 3090REFD   | ≡OS 122  | 2137                                   | 3137                                   | 3807 |
|   | 30 x 90 Tilt                         | VETC 3090RETL   | ≡OS 132  | 2058                                   | 3059                                   | 3731 |
|   | 30 x 96 Fix                          | VETC 3096REFX   | ≡OS 127  | 1726                                   | 2725                                   | 3395 |
|   | 30 x 96 Fold                         | VETC 3096REFD   | ≡OS 129  | 2137                                   | 3137                                   | 3807 |
|   | 30 x 96 Tilt                         | VETC 3096RETL   | ≡OS 139  | 2058                                   | 3059                                   | 3731 |

To Order, Specify...

- 1 Model Number
- 2 Top Material
- 3 Edge Style and Thickness
- 4 Edge Color
- 5 Base Color
- 6 Additional Options



| Laminate Wood   | Laminate Urethane   | Laminate Urethane/PVC   | Veneer Wood  | Veneer 1 1/4" Wood   | Veneer 1 1/4" Wood   | Veneer Wood   |
|---|---|---|--|--|--|---|
| Ergo (user side only)<br><br><b>LWE1 LWE2</b><br>7/8" 1 1/4" | Ergo (user side only)<br><br><b>LUE1</b><br>7/8" | Ergo (user side only)<br><br><b>LUPE1R LUPE2R</b><br>OR<br><b>LUPE1S LUPE2S</b><br>7/8" 1 1/4" | Flat<br><br><b>VW1R VW2R</b><br>OR<br><b>VW1S VW2S</b><br>7/8" 1 1/4"       | Square<br><br><b>VWS1 VWS2</b><br>7/8" 1 1/4" | Bullnose<br><br><b>VWB1 VWB2</b><br>7/8" 1 1/4" | Ergo (user side only)<br><br><b>VWE1 VWE2</b><br>7/8" 1 1/4" |
| Reverse Bevel<br><br><b>LWRI</b><br>7/8"                     | 1/4" urethane on remaining sides  | PVC on remaining sides  | Fluted<br><br><b>VWF1R VWF2R</b><br>OR<br><b>VWF1S VWF2S</b><br>7/8" 1 1/4" | Fluted<br><br><b>VWF1 VWF2</b><br>7/8" 1 1/4" |  |   |
| 7/8" 1 1/4"   | 7/8"  | 7/8" 1 1/4"   | 7/8" 1 1/4"  | 7/8" 1 1/4"  | 7/8" 1 1/4"  | 7/8" 1 1/4"   |
| 2114  |   | 2429  | 2268   | 2460   |  | 2822  |
| 2454  | 1895  | 2542  | 2558   | 2779   |  | 3178  |
| 2866  | 2310  | 2955  | 2975   | 3193   |  | 3591  |
| 2793  | 2234  | 2880  | 2900   | 3119   |  | 3516  |
| 2744  | 2053  | 2867  | 2825   | 3076   |  | 3531  |
| 3155  | 2466  | 3283  | 3238   | 3487   |  | 3946  |
| 3082  | 2394  | 3205  | 3165   | 3416   |  | 3871  |
| 3165  | 2207  | 3238  | 3154   | 3436   |  | 3817  |
| 3579  | 2620  | 3653  | 3566   | 3850   |  | 4231  |
| 3504  | 2545  | 3577  | 3489   | 3775   |  | 4154  |
| 3755  |   | 3613  | 3443   | 3756   |  | 4253  |
| 4169  |   | 4026  | 3858   | 4172   |  | 4670  |
| 4092  |   | 3949  | 3780   | 4093   |  | 4592  |
| 4025  |   | 4259  | 3859   | 4222   |  | 4749  |
| 4439  |   | 4674  | 4272   | 4636   |  | 5159  |
| 4363  |   | 4594  | 4192   | 4558   |  | 5082  |
| 4025  |   | 4259  | 3859   | 4222   |  | 4749  |
| 4439  |   | 4674  | 4272   | 4636   |  | 5159  |
| 4363  |   | 4594  | 4192   | 4558   |  | 5082  |

Base Options

|   | Code  | Price   |
|---|-------|---------|
| Assembled Folding Table   | BAF   | \$ 77   |
| Alternate Table Height 32" & Under  | BAH   | \$ 100  |
| Alternate Table Height 32" & Over   | BSP   | \$ call |
| Adjustable Height, Motorized (Fix)  | BAM   | \$ 2406 |
| Adjustable Height, Pneumatic TC (Fix/Tilt)  | BAT   | \$ 1228 |
| Casters (4), Vela Wheel (to 72" length)   | CAS29 | \$ 171  |
| Mix, Vela Wheel Casters & Glides (to 72" length)  | BMV   | \$ 163  |
| Self-Leveling Glides (4)  | GLD04 | \$ 49   |
| Stretcher Rail (Fix/Tilt) Finish Same as Base<br>(tables 36" H & over require a stretcher rail) | BSR   | \$ 243  |

Finish Options

|                       |        |
|-----------------------|--------|
| Powder Coat, Standard | n/c    |
| Powder Coat, Premium  | \$ 165 |
| Platinum              | \$ 488 |

Top Options

|   |      |         |
|---|------|---------|
| Ergo Wood Profile, Two Sides  | TET  | n/c     |
| Ergo Wood Profile, All Sides  | TEA  | n/c     |
| Table Link (all four sides)   | TLK  | \$ 251  |
| Table Link (30" ends only)  | TLE  | \$ 135  |
| Special Laminate  | TSP  | call    |
| Custom Cutout (per cutout)  | TCC  | \$ 120  |
| Laptop Locker (each)  | TLA  | \$ 1375 |
| (available on fixed tables only, see page 34 in All Tables Price List for additional information) |      |         |
| Electronic Lock (per locker)  | TLEL | \$ 359  |
| Power Unit (up to 10 lockers sequenced)   | TLPV | \$ 567  |
| (includes 1 key, required for electronic lock)  |      |         |

Power + Data Options

Please reference the Power + Data Price List

Wire Management Options

|  |      |        |
|--|------|--------|
| Basket, Under Top Mount                      | WBT  | \$ 97  |
| Plastic Runner, Under Top Mount              | WRT  | \$ 165 |
| Wire Mesh Legway (pair)                      | WML_ | \$ 205 |
| 1 Oval Brush Grommet, Location A             | WOA  | \$ 97  |
| 2 Oval Brush Grommets, Location E            | WOE  | \$ 194 |
| 1 Oval Brush Grommet, Provide Location Print | WOG  | \$ 97  |
| 1 Round Grommet, Location A                  | WRA  | \$ 76  |
| 2 Round Grommets, Location E                 | WRE  | \$ 152 |
| 1 Round Grommet, Provide Location Print      | WRG  | \$ 76  |

Accessories

|                                   |          |         |
|-----------------------------------|----------|---------|
| Keyboard Platform w/Mouse Surface | AKP27M   | \$ 760  |
| CPU Holder (3" - 9" adjustment)   | ACPU3-9F | \$ 237  |
| CPU Holder (5" - 8" adjustment)   | ACPU5-8F | \$ 155  |
| CPU Holder (3" - 5" adjustment)   | ACPU3F   | \$ 155  |
| Table Transport                   | ATT3054  | \$ 1855 |
| Table Floor Mount Bracket Set     | AFB      | \$ 57   |







| Laminate Wood   | Veneer Wood   | Veneer 1 1/4" Wood                     | Veneer 1 1/2" Wood                       | Veneer Wood   |
|---|---|--|--|---|
| Ergo (user side only)<br><br>LWE1 LWE2<br>7/8" 1 1/4" | Flat<br><br>VW1R VW2R<br>or<br>VW1S VW2S<br>7/8" 1 1/4"   | Square<br><br>VWS1 VWS2<br>7/8" 1 1/4" | Bullnose<br><br>VWB1 VWB2<br>7/8" 1 1/4" | Ergo (user side only)<br><br>VWE1 VWE2<br>7/8" 1 1/4" |
| Reverse Bevel<br><br>LWR1<br>7/8"                     | Fluted<br><br>VW1R VW2R<br>or<br>VW1S VW2S<br>7/8" 1 1/4" | Fluted<br><br>VWF1 VWF2<br>7/8" 1 1/4" |  |   |
| 7/8" 1 1/4"   | 7/8" 1 1/4"   | 7/8" 1 1/4"                            | 7/8" 1 1/4"                              | 7/8" 1 1/4"   |
| 2816  | 3124  | 3437                                   | 3770                                     |   |
| 3232  | 3540  | 3855                                   | 4186                                     |   |
| 3154  | 3463  | 3779                                   | 4111                                     |   |
| 2997  | 3311  | 3644                                   | 3973                                     |   |
| 3409  | 3723  | 4059                                   | 4393                                     |   |
| 3335  | 3647  | 3984                                   | 4314                                     |   |
| 3421  | 3681  | 4065                                   | 4443                                     |   |
| 3835  | 4096  | 4477                                   | 4855                                     |   |
| 3758  | 4020  | 4402                                   | 4781                                     |   |
| 4157  | 4009  | 4428                                   | 4848                                     |   |
| 4570  | 4424  | 4842                                   | 5262                                     |   |
| 4495  | 4345  | 4763                                   | 5186                                     |   |
| 4376  | 4281  | 4734                                   | 5183                                     |   |
| 4794  | 4695  | 5151                                   | 5595                                     |   |
| 4721  | 4618  | 5074                                   | 5525                                     |   |
| 4376  | 4281  | 4734                                   | 5183                                     |   |
| 4794  | 4695  | 5151                                   | 5595                                     |   |
| 4721  | 4618  | 5074                                   | 5525                                     |   |

**Base Options**

|   | Code  | Price   |
|---|-------|---------|
| Assembled Folding Table   | BAF   | \$ 77   |
| Alternate Table Height 32" & Under  | BAH   | \$ 100  |
| Alternate Table Height 32" & Over   | BSP   | \$ call |
| Adjustable Height, Motorized (Fix)  | BAM   | \$ 2406 |
| Adjustable Height, Pneumatic TC (Fix/Tilt)  | BAT   | \$ 1228 |
| Casters (4), Vela Wheel (to 72" length)   | CAS29 | \$ 171  |
| Mix, Vela Wheel Casters & Glides (to 72" length)  | BMV   | \$ 163  |
| Self-Leveling Glides (4)  | GLD04 | \$ 49   |
| Stretcher Rail (Fix/Tilt) Finish Same as Base<br>(tables 36" H & over require a stretcher rail) | BSR   | \$ 243  |

**Finish Options**

|                       |        |
|-----------------------|--------|
| Powder Coat, Standard | n/c    |
| Powder Coat, Premium  | \$ 165 |
| Platinum              | \$ 488 |

**Top Options**

|   |      |         |
|---|------|---------|
| Ergo Wood Profile, Two Sides  | TET  | n/c     |
| Ergo Wood Profile, All Sides  | TEA  | n/c     |
| Table Link (all four sides)   | TLK  | \$ 251  |
| Table Link (36" ends only)  | TLK  | \$ 135  |
| Special Laminate  | TSP  | call    |
| Custom Cutout (per cutout)  | TCC  | \$ 120  |
| Laptop Locker (each)  | TLA  | \$ 1375 |
| (available on fixed tables only, see page 34 in All Tables Price List for additional information) |      |         |
| Electronic Lock (per locker)  | TLEL | \$ 359  |
| Power Unit (up to 10 lockers sequenced)   | TLPV | \$ 567  |
| (includes 1 key, required for electronic lock)  |      |         |

**Power + Data Options**

Please reference the Power + Data Price List

**Wire Management Options**

|  |     |        |
|--|-----|--------|
| Basket, Under Top Mount                      | WBT | \$ 97  |
| Plastic Runner, Under Top Mount              | WRT | \$ 165 |
| Wire Mesh Legway (pair)                      | WML | \$ 205 |
| 1 Oval Brush Grommet, Location A             | WOA | \$ 97  |
| 2 Oval Brush Grommets, Location E            | WOE | \$ 194 |
| 1 Oval Brush Grommet, Provide Location Print | WOG | \$ 97  |
| 1 Round Grommet, Location A                  | WRA | \$ 76  |
| 2 Round Grommets, Location E                 | WRE | \$ 152 |
| 1 Round Grommet, Provide Location Print      | WRG | \$ 76  |

**Accessories**

|                                   |          |         |
|-----------------------------------|----------|---------|
| Keyboard Platform w/Mouse Surface | AKP27M   | \$ 760  |
| CPU Holder (3" - 9" adjustment)   | ACPU3-9F | \$ 237  |
| CPU Holder (5" - 8" adjustment)   | ACPU5-8F | \$ 155  |
| CPU Holder (3" - 5" adjustment)   | ACPU3F   | \$ 155  |
| Table Transport                   | ATT3054  | \$ 1855 |
| Table Floor Mount Bracket Set     | AFB      | \$ 57   |



Questions?












800 876 2120

⊕ Indicates Number of Bases  
 QS Quickship Program Product  
 For Quickship specification details,  
 visit [www.versteel.com/quickship](http://www.versteel.com/quickship)

top >  
edge >

edge ordering code (radius corner) >  
or  
edge ordering code (square corner) >  
top thickness >








edge ordering code (radius corner) >  
or  
edge ordering code (square corner) >  
top thickness >

| Laminate PVC  | Laminate T-Mold  | Laminate Wood  | Laminate Soft PVC   | Laminate 1 1/2" Wood  | Laminate 1 1/2" Wood  |       |
|---|--|--|---|---|---|-------|
| Flat  | Convex   | Flat   | Bumper  | Square  | Bullnose  |       |
| <br>LP2R<br>or<br>LP2S<br>1 1/4"   | <br>LT2<br>1 1/4" | <br>LW2R<br>or<br>LW2S<br>1 1/4"   | <br>LB2R<br>1 1/4"                   | <br>LWS2<br>1 1/4" | <br>LWB2<br>1 1/4" |       |
| Fluted  |  | Fluted   | Reverse Bevel Acrylic   | Fluted  |   |       |
| <br>LPF2R<br>or<br>LPF2S<br>1 1/4" |  | <br>LWF2R<br>or<br>LWF2S<br>1 1/4" | <br>LMRA2R<br>or<br>LMRA2S<br>1 1/4" | <br>LWF2<br>1 1/4" |   |       |
|   | 1 1/4"   |  | 1 1/4"  |   | 1 1/4"  |       |
| Base Style  | Table Description  | Model #  | Product Wt  |   |   |       |
| <br>Y3                             | 42 x 72 Fix  | VEY3 4272REFX  | QS 150  | 3036  | 3972  | 4599  |
|   | 42 x 84 Fix  | VEY3 4284REFX  | QS 167  | 3193  | 4414  | 5231  |
|   | 42 x 96 Fix  | VEY3 4296REFX  | QS 184  | 3284  | 4554  | 5397  |
|   | 48 x 96 Fix  | VEY3 4896REFX  | QS 204  | 3362  | 4714  | 5621  |
|   | 48 x 120 Fix   | VEY3 48120REFX   | ⊕ QS 247  | 4989  | 6617  | 7708  |
|   | 48 x 144 Fix   | VEY3 48144REFX   | QS 286  | 6066  | 7839  | 9030  |
|   | 60 x 144 Fix   | VEY3 60144REFX   | QS 352  | 6987  | 9371  | 10964 |

To Order, Specify...

- 1 Model Number
- 2 Top Material
- 3 Edge Style and Thickness
- 4 Edge Color
- 5 Base Color
- 6 Additional Options



| Laminate Wood   | Veneer Wood   | Veneer 1 1/4" Wood   | Veneer 1 1/4" Wood   | Veneer Wood   |
|---|---|--|--|---|
| Ergo (user side only)<br><br><b>LWE2</b><br>1 1/4" | Flat<br><br><b>VW2R</b><br>or<br><b>VW2S</b><br>1 1/4"     | Square<br><br><b>VWS2</b><br>1 1/4" | Bullnose<br><br><b>VWB2</b><br>1 1/4" | Ergo (user side only)<br><br><b>VWE2</b><br>1 1/4" |
|   | Fluted<br><br><b>VWF2R</b><br>or<br><b>VWF2S</b><br>1 1/4" | Fluted<br><br><b>VWF2</b><br>1 1/4" |  |   |
| 1 1/4"  | 1 1/4"  | 1 1/4"   |  | 1 1/4"  |
| 5085  | 5298  | 5748   |  | 6148  |
| 5796  | 5691  | 6184   |  | 6628  |
| 6030  | 6054  | 6588   |  | 7068  |
| 6296  | 6455  | 7033   |  | 7529  |
| 8233  | 8657  | 9415   |  | 9729  |
| 9614  | 10246   | 11110  |  | 11466   |
| 11576   | 11556   | 12578  |  | 12976   |

**Base Options**

|   | Code | Price   |
|---|------|---------|
| Alternate Table Height 32" & Under..... | BAH  | \$ 100  |
| Alternate Table Height 32" & Over.....  | BSP  | \$ call |

**Finish Options**

|                            |  |        |
|----------------------------|--|--------|
| Powder Coat, Standard..... |  | n/c    |
| Powder Coat, Premium.....  |  | \$ 165 |
| Platinum.....              |  | \$ 488 |

**Top Options**

|   |      |         |
|---|------|---------|
| 2-Piece Top (120" length only).....   | T2P  | \$ 629  |
| Ergo Wood Profile, Two Sides.....   | TET  | n/c     |
| Table Link (all four sides).....  | TLK  | \$ 251  |
| Table Link (42", 48" or 60" ends only).....   | TLE  | \$ 135  |
| Special Laminate.....   | TSP  | call    |
| Custom Cutout (per cutout).....   | TCC  | \$ 120  |
| Laptop Locker (each).....   | TLA  | \$ 1375 |
| (available on fixed tables only, see page 34 in All Tables Price List for additional information) |      |         |
| Electronic Lock (per locker).....   | TLEL | \$ 359  |
| Power Unit (up to 10 lockers sequenced).....  | TLPU | \$ 567  |
| (includes 1 key, required for electronic lock)  |      |         |

**Power + Data Options**

Please reference the Power + Data Price List

**Wire Management Options**

|   |      |        |
|---|------|--------|
| Basket, Under Top Mount.....                      | WBT  | \$ 97  |
| Wire Mesh Legway Y3 (pair).....                   | WMY_ | \$ 205 |
| Wire Mesh Legway T3 (each).....                   | WMT_ | \$ 123 |
| 1 Oval Brush Grommet, Location K.....             | WOK  | \$ 97  |
| 1 Oval Brush Grommet, Provide Location Print..... | WOG  | \$ 97  |
| 1 Round Grommet, Location K.....                  | WRK  | \$ 76  |
| 1 Round Grommet, Provide Location Print.....      | WRG  | \$ 76  |

**Accessories**

|                                    |     |       |
|------------------------------------|-----|-------|
| Table Floor Mount Bracket Set..... | AFB | \$ 57 |
|------------------------------------|-----|-------|



**Questions?**

800 876 2120

- Overlapping Folding Bases
- Indicates Number of Bases
- Quickship Program Product  
For Quickship specification details, visit [www.versteel.com/quickship](http://www.versteel.com/quickship)

|                       |                    |                 |                    |                       |                      |                      |
|-----------------------|--------------------|-----------------|--------------------|-----------------------|----------------------|----------------------|
| top > edge >          | Laminate PVC       | Laminate T-Mold | Laminate Wood      | Laminate Soft PVC     | Laminate 1 1/2" Wood | Laminate 1 1/2" Wood |
|                       | Flat               | Convex          | Flat               | Bumper                | Square               | Bullnose             |
|                       |                    |                 |                    |                       |                      |                      |
| edge ordering code >  | <b>LP1R LP2R</b>   | <b>LT1 LT2</b>  | <b>LW1R LW2R</b>   | <b>LB1R LB2R</b>      | <b>LWS1 LWS2</b>     | <b>LWB1 LWB2</b>     |
| top thickness >       | 7/8" 1 1/4"        | 7/8" 1 1/4"     | 7/8" 1 1/4"        | 7/8" 1 1/4"           | 7/8" 1 1/4"          | 7/8" 1 1/4"          |
|                       | Fluted             |                 | Fluted             | Reverse Bevel Acrylic | Fluted               |                      |
|                       |                    |                 |                    |                       |                      |                      |
| edge ordering code >  | <b>LPF1R LPF2R</b> |                 | <b>LWF1R LWF2R</b> | <b>LMRA2R</b>         | <b>LWF1 LWF2</b>     |                      |
| top thickness >       | 7/8" 1 1/4"        |                 | 7/8" 1 1/4"        | 1 1/4"                | 7/8" 1 1/4"          |                      |
| top thickness price > | 7/8" 1 1/4"        | 1 1/4"          | 7/8" 1 1/4"        | 1 1/4"                | 7/8" 1 1/4"          | 1 1/4"               |

| Base Style   | Table Description    | Model #               | Product Wt | 7/8" | 1 1/4" | 7/8" | 1 1/4" | 7/8" | 1 1/4" |
|--------------|----------------------|-----------------------|------------|------|--------|------|--------|------|--------|
|              | <b>Racetrack</b>     |                       |            |      |        |      |        |      |        |
|              | 36 x 72 Fix          | <b>VEY1 3672RAFX</b>  | 103        | 1867 | 1867   | 2827 | 2827   | 3477 | 3477   |
|              | 36 x 72 Fold         | <b>VEY1 3672RAFO</b>  | 105        | 2285 | 2285   | 3240 | 3240   | 3890 | 3890   |
|              | 36 X 72 Tilt         | <b>VEY1 3672RATL</b>  | 115        | 2206 | 2206   | 3165 | 3165   | 3812 | 3812   |
|              | 42 x 84 Fix          | <b>VEY3 4284RAFX</b>  | 157        |      | 3358   |      | 4775   |      | 5729   |
|              | 42 x 96 Fix          | <b>VEY3 4296RAFX</b>  | 174        |      | 3588   |      | 5000   |      | 5957   |
|              | 48 x 96 Fix          | <b>VEY3 4896RAFX</b>  | 190        |      | 3633   |      | 5135   |      | 6150   |
|              | 48 x 120 Fix         | <b>VEY3 48120RAFX</b> | 230        |      | 4955   |      | 6472   |      | 7486   |
|              | 48 x 144 Fix         | <b>VEY3 48144RAFX</b> | 269        |      | 6862   |      | 8637   |      | 8948   |
|              | 60 X 144 Fix         | <b>VEY3 60144RAFX</b> | 326        |      | 7467   |      | 9734   |      | 11245  |
|              | <b>Oval</b>          |                       |            |      |        |      |        |      |        |
|              | 36 x 72 Fix          | <b>VEY1 3672OVFX</b>  | 93         | 1996 | 1996   | 3055 | 3055   | 3766 | 3766   |
| 36 x 72 Fold | <b>VEY1 3672OVFO</b> | 95                    | 2414       | 2414 | 3468   | 3468 | 4183   | 4183 |        |
| 36 X 72 Tilt | <b>VEY1 3672OVTL</b> | 105                   | 2339       | 2339 | 3392   | 3392 | 4105   | 4105 |        |
|              | 42 X 84 Fix          | <b>VEY3 4284OVFX</b>  | 142        |      | 3516   |      | 5282   |      | 6127   |
|              | 48 X 96 Fix          | <b>VEY3 4896OVFX</b>  | 171        |      | 3825   |      | 5727   |      | 6591   |
|              | 48 X 120 Fix         | <b>VEY3 48120OVFX</b> | 202        |      | 5273   |      | 6945   |      | 8055   |

**To Order, Specify...**

- Model Number
- Top Material
- Edge Style and Thickness
- Edge Color
- Base Color
- Additional Options



| Laminate Wood |        | Veneer Wood |        | Veneer 1 1/2" Wood |        | Veneer 1 1/2" Wood |        | Veneer Wood |        |
|---------------|--------|-------------|--------|--------------------|--------|--------------------|--------|-------------|--------|
| Ergo          |        | Flat        |        | Square             |        | Bullnose           |        | Ergo        |        |
| LWE1          | LWE2   | VW1R        | VW2R   | VWS1               | VWS2   | VWB1               | VWB2   | VWE1        | VWE2   |
| 7/8"          | 1 1/4" | 7/8"        | 1 1/4" | 7/8"               | 1 1/4" | 7/8"               | 1 1/4" | 7/8"        | 1 1/4" |
| Reverse Bevel |        | Fluted      |        | Fluted             |        |                    |        |             |        |
| LWR1          |        | VW1R        | VW2R   | VWF1               | VWF2   |                    |        |             |        |
| 7/8"          |        | 7/8"        | 1 1/4" | 7/8"               | 1 1/4" |                    |        |             |        |
| 7/8"          | 1 1/4" | 7/8"        | 1 1/4" | 7/8"               | 1 1/4" |                    |        | 7/8"        | 1 1/4" |
| 3930          | 3930   | 5564        | 5564   | 6157               |        | 6157               |        | 6689        | 6689   |
| 4344          | 4344   | 5979        | 5979   | 6571               |        | 6571               |        | 7102        | 7102   |
| 4267          | 4267   | 5905        | 5905   | 6494               |        | 6494               |        | 7025        | 7025   |
|               | 6223   |             | 7492   |                    |        | 8180               |        |             | 8807   |
|               | 6474   |             | 8380   |                    |        | 8831               |        |             | 9448   |
|               | 6700   |             | 8256   |                    |        | 9035               |        |             | 9717   |
|               | 7954   |             | 9357   |                    |        | 10268              |        |             | 10686  |
|               | 10346  |             | 12899  |                    |        | 14055              |        |             | 14566  |
|               | 11868  |             | 14861  |                    |        | 16253              |        |             | 16860  |
| 4264          | 4264   | 6066        | 6066   | 6715               |        | 6715               |        | 7297        | 7297   |
| 5921          | 5921   | 6479        | 6479   | 7128               |        | 7128               |        | 8770        | 8770   |
| 6378          | 6378   | 6402        | 6402   | 7051               |        | 7051               |        | 9689        | 9689   |
|               | 8577   |             | 8329   |                    |        | 8826               |        |             | 9533   |
|               | 9431   |             | 9192   |                    |        | 9765               |        |             | 10565  |
|               | 10431  |             | 10160  |                    |        | 11120              |        |             | 12033  |

**Base Options**

|   | Code  | Price   |
|---|-------|---------|
| Assembled Folding Table                       | BAF   | \$ 77   |
| Alternate Table Height 32" & Under            | BAH   | \$ 100  |
| Alternate Table Height 32" & Over             | BSP   | \$ call |
| Casters (4), Vela Wheel (TI)                  | CAS29 | \$ 171  |
| Self-Leveling Glides (4) (TI)                 | GLD04 | \$ 49   |
| Stretcher Rail (Fix/Tilt) Finish Same as Base | BSR   | \$ 243  |

**Finish Options**

|                       |        |
|-----------------------|--------|
| Powder Coat, Standard | n/c    |
| Powder Coat, Premium  | \$ 165 |
| Platinum              | \$ 488 |

**Top Options**

|                                |     |        |
|--------------------------------|-----|--------|
| 2-Piece Top (120" length only) | T2P | \$ 629 |
| Special Laminate               | TSP |        |
| Custom Cutout (per cutout)     | TCC | \$ 120 |

**Power + Data Options**

Please reference the Power + Data Price List

**Wire Management Options**

|   |     |        |
|---|-----|--------|
| Basket, Under Top Mount                         | WBT | \$ 97  |
| Canvas Legway                                   | WCL | \$ 100 |
| Wire Mesh Legway (pair)                         | WML | \$ 205 |
| Wire Mesh Legway Y3 (pair)                      | WMY | \$ 205 |
| Wire Mesh Legway T3 (each)                      | WMT | \$ 123 |
| 1 Oval Brush Grommet, Location K                | WOK | \$ 97  |
| 1 Oval Brush Grommet, Provide Location Print    | WOG | \$ 97  |
| 1 Round Grommet, Location K                     | WRK | \$ 76  |
| 1 Round Grommet, Provide Location Print         | WRG | \$ 76  |
| Power Hatch (black), Available in 6" increments | WPH |        |
| 24" or less (each)                              |     | \$ 256 |
| 25" to 48" (each)                               |     | \$ 333 |
| 49" to 81" (each)                               |     | \$ 405 |

**Accessories**

|                               |         |         |
|-------------------------------|---------|---------|
| Table Transport               | ATT3054 | \$ 1855 |
| Table Floor Mount Bracket Set | AFB     | \$ 57   |





| Laminate Wood                     | Veneer Wood                          | Veneer 1 1/4" Wood                  | Veneer 1 1/2" Wood                    | Veneer Wood                       |
|-----------------------------------|--------------------------------------|-------------------------------------|---------------------------------------|-----------------------------------|
| Ergo<br><br><b>LWE2</b><br>1 1/4" | Flat<br><br><b>VW2R</b><br>1 1/4"    | Square<br><br><b>VWS2</b><br>1 1/4" | Bullnose<br><br><b>VWB2</b><br>1 1/4" | Ergo<br><br><b>VWE2</b><br>1 1/4" |
|                                   | Fluted<br><br><b>VWF2R</b><br>1 1/4" | Fluted<br><br><b>VWF2</b><br>1 1/4" |                                       |                                   |
| 1 1/4"                            | 1 1/4"                               | 1 1/4"                              |                                       | 1 1/4"                            |
| 7006                              | 8779                                 | 9606                                |                                       | 10275                             |
| 7263                              | 8970                                 | 9838                                |                                       | 10576                             |
| 8637                              | 10181                                | 11188                               |                                       | 11643                             |
| 11152                             | 13834                                | 15246                               |                                       | 15795                             |

**Base Options**

|   | Code | Price   |
|---|------|---------|
| Alternate Table Height 32" & Under..... | BAH  | \$ 100  |
| Alternate Table Height 32" & Over.....  | BSP  | \$ call |

**Finish Options**

|                            |  |        |
|----------------------------|--|--------|
| Powder Coat, Standard..... |  | n/c    |
| Powder Coat, Premium.....  |  | \$ 165 |
| Platinum.....              |  | \$ 488 |

**Top Options**

|                                     |     |        |
|-------------------------------------|-----|--------|
| 2-Piece Top (120" length only)..... | T2P | \$ 629 |
| Special Laminate.....               | TSP |        |
| Custom Cutout (per cutout).....     | TCC | \$ 120 |

**Power + Data Options**

Please reference the Power + Data Price List

**Wire Management Options**

|   |      |        |
|---|------|--------|
| Basket, Under Top Mount.....                          | WBT  | \$ 97  |
| Wire Mesh Legway Y3 (pair).....                       | WMY_ | \$ 205 |
| Wire Mesh Legway T3 (each).....                       | WMT_ | \$ 123 |
| 1 Oval Brush Grommet, Location K.....                 | WOK  | \$ 97  |
| 1 Oval Brush Grommet, Provide Location Print.....     | WOG  | \$ 97  |
| 1 Round Grommet, Location K.....                      | WRK  | \$ 76  |
| 1 Round Grommet, Provide Location Print.....          | WRG  | \$ 76  |
| Power Hatch (black), Available in 6" increments...WPH |      |        |
| 24" or less (each).....                               |      | \$ 256 |
| 25" to 48" (each).....                                |      | \$ 333 |
| 49" to 81" (each).....                                |      | \$ 405 |

**Accessories**

|                                    |     |       |
|------------------------------------|-----|-------|
| Table Floor Mount Bracket Set..... | AFB | \$ 57 |
|------------------------------------|-----|-------|

**Vela**  
Split Top, Corner,  
Video Wedge + Transition



**Questions?**

800 876 2120

Quickship Program Product  
For Quickship specification details,  
visit [www.versteel.com/quickship](http://www.versteel.com/quickship)

top >  
edge >

edge ordering code (radius corner) >  
or  
edge ordering code (square corner) >  
top thickness >

edge ordering code (radius corner) >  
or  
edge ordering code (square corner) >  
top thickness >

top thickness price >





| Laminate<br>PVC                     | Laminate<br>T-Mold                  | Laminate<br>Wood                    |                                     | Laminate<br>Soft PVC              |                                   | Laminate<br>1 1/2" Wood           |                                   |
|-------------------------------------|-------------------------------------|-------------------------------------|-------------------------------------|-----------------------------------|-----------------------------------|-----------------------------------|-----------------------------------|
|                                     |                                     | Flat                                | Convex                              | Flat                              | Bumper                            | Square                            |                                   |
|                                     |                                     |                                     |                                     |                                   |                                   |                                   |                                   |
| LP1R<br>or<br>LP1S<br>7/8" 1 1/4"   | LP2R<br>or<br>LP2S<br>7/8" 1 1/4"   | LT1<br>or<br>LT2<br>7/8" 1 1/4"     | LW1R<br>or<br>LW1S<br>7/8" 1 1/4"   | LW2R<br>or<br>LW2S<br>7/8" 1 1/4" | LB1R<br>or<br>LB2R<br>7/8" 1 1/4" | LWS1<br>or<br>LWS2<br>7/8" 1 1/4" | LWS2<br>or<br>LWS2<br>7/8" 1 1/4" |
| Fluted                              |                                     | Fluted                              |                                     | Reverse Bevel<br>Acrylic          |                                   | Fluted                            |                                   |
|                                     |                                     |                                     |                                     |                                   |                                   |                                   |                                   |
| LPF1R<br>or<br>LPF1S<br>7/8" 1 1/4" | LPF2R<br>or<br>LPF2S<br>7/8" 1 1/4" | LWF1R<br>or<br>LWF1S<br>7/8" 1 1/4" | LWF2R<br>or<br>LWF2S<br>7/8" 1 1/4" | LMRA2R<br>or<br>LMRA2S<br>1 1/4"  | LMRA2R<br>or<br>LMRA2S<br>1 1/4"  | LWF1<br>or<br>LWF2<br>7/8" 1 1/4" | LWF2<br>or<br>LWF2<br>7/8" 1 1/4" |
|                                     |                                     | 7/8" 1 1/4"                         | 7/8" 1 1/4"                         | 7/8" 1 1/4"                       | 7/8" 1 1/4"                       | 7/8" 1 1/4"                       | 7/8" 1 1/4"                       |
| <b>Base Style</b>                   | <b>Table Description</b>            | <b>Model #</b>                      | <b>Product Wt</b>                   |                                   |                                   |                                   |                                   |
|                                     | <b>Split Top</b>                    |                                     |                                     |                                   |                                   |                                   |                                   |
|                                     | TI 36 x 48 Split Rectangle Fix      | VETI 3648RSFX                       | 101                                 | 3233                              | 3988                              | 4381                              |                                   |
|                                     | 36 x 60 Split Rectangle Fix         | VETI 3660RSFX                       | 116                                 | 3398                              | 4330                              | 4816                              |                                   |
|                                     | 36 x 72 Split Rectangle Fix         | VETI 3672RSFX                       | 131                                 | 3566                              | 4672                              | 5270                              |                                   |
|                                     | TC 36 x 60 Split Ellipse Fix        | VETC 3660ESFX                       | 98                                  | 3398                              | 4330                              |                                   |                                   |
|                                     | 36 x 72 Split Ellipse Fix           | VETC 3672ESFX                       | 109                                 | 3566                              | 4672                              |                                   |                                   |
|                                     | <b>Corner</b>                       |                                     |                                     |                                   |                                   |                                   |                                   |
|                                     | TI 24 x 42 Fix                      | VETI 2442CRFX                       | 83                                  | 1742                              | 2412                              | 2747                              |                                   |
|                                     | 30 x 48 Fix                         | VETI 3048CRFX                       | 100                                 | 1840                              | 2542                              | 2906                              |                                   |
|                                     | TC 24 x 42 Fix                      | VETC 2442CRFX                       | 83                                  | 1742                              | 2412                              | 2747                              |                                   |
|                                     | 30 x 48 Fix                         | VETC 3048CRFX                       | 100                                 | 1840                              | 2542                              | 2906                              |                                   |
|                                     | <b>Video Wedge</b>                  |                                     |                                     |                                   |                                   |                                   |                                   |
|                                     | TI 30 x 60 Fix                      | VETI 3060VWFX                       | 57                                  | 1664                              | 2511                              | 3083                              |                                   |
|                                     | 36 x 72 Fix                         | VETI 3672VWFX                       | 81                                  | 1982                              | 3047                              | 3775                              |                                   |
|                                     | TC 24 x 48 Fix                      | VETC 2448VWFX                       | 42                                  | 1426                              | 2040                              | 2461                              |                                   |
|                                     | 30 x 60 Fix                         | VETC 3060VWFX                       | 57                                  | 1664                              | 2511                              | 3083                              |                                   |
|                                     | 36 x 72 Fix                         | VETC 3672VWFX                       | 81                                  | 1982                              | 3047                              | 3775                              |                                   |
|                                     | <b>Transition</b>                   |                                     |                                     |                                   |                                   |                                   |                                   |
|                                     | TI 24 x 30 Fix                      | VETI 2430TRFX                       | 37                                  | 1236                              | 1693                              | 1949                              |                                   |
|                                     | 30 x 30 Fix                         | VETI 3030TRFX                       | 43                                  | 1238                              | 1695                              | 1952                              |                                   |
|                                     | 36 x 30 Fix                         | VETI 3630TRFX                       | 54                                  | 1303                              | 1895                              | 2183                              |                                   |
|                                     | TC 24 x 30 Fix                      | VETC 2430TRFX                       | 37                                  | 1236                              | 1693                              | 1949                              |                                   |
|                                     | 30 x 30 Fix                         | VETC 3030TRFX                       | 43                                  | 1238                              | 1695                              | 1952                              |                                   |
|                                     | 36 x 30 Fix                         | VETC 3630TRFX                       | 54                                  | 1303                              | 1895                              | 1883                              |                                   |

**To Order, Specify...**

- 1 Model Number
- 2 Top Material
- 3 Edge Style and Thickness
- 4 Edge Color
- 5 Base Color
- 6 Additional Options





| Veneer Wood   | Veneer 1 1/4" Wood  |
|---|---|
| Flat<br>   | Square<br> |
| <b>VW1R</b> <b>VW2R</b><br>or<br><b>VW1S</b> <b>VW2S</b><br>7/8" 1 1/4"                     | <b>VWS1</b> <b>VWS2</b><br>7/8" 1 1/4"  |
| Fluted<br> | Fluted<br> |
| <b>VWF1R</b> <b>VWF2R</b><br>or<br><b>VWF1S</b> <b>VWF2S</b><br>7/8" 1 1/4"                 | <b>VWF1</b> <b>VWF2</b><br>7/8" 1 1/4"  |
| 7/8" 1 1/4"   | 7/8"  |
| 5715  | 6116  |
| 6150  | 6606  |
| 6665  | 7169  |
| 6150  |   |
| 6665  |   |
| 3606  | 3913  |
| 4113  | 4477  |
| 3606  | 3913  |
| 4113  | 4477  |
| 3908  | 4279  |
| 4697  | 5154  |
| 3271  | 3567  |
| 3908  | 4279  |
| 4697  | 5154  |
| 2693  | 2923  |
| 2696  | 2924  |
| 3086  | 3366  |
| 2694  | 2923  |
| 2696  | 2924  |
| 3086  | 3366  |

**Base Options**

|   | Code  | Price   |
|---|-------|---------|
| Alternate Table Height 32" & Under.....             | BAH   | \$ 100  |
| Alternate Table Height 32" & Over.....              | BSP   | \$ call |
| Adjustable Height, Motorized (Fix).....             | BAM   | \$ 2406 |
| Adjustable Height, Pneumatic T1, TC (Fix/Tilt)..... | BAT   | \$ 1228 |
| Casters (4), Vela Wheel.....                        | CAS29 | \$ 171  |
| Mix, Vela Wheel Casters & Glides.....               | BMV   | \$ 163  |
| Self-Leveling Glides (4).....                       | GLD04 | \$ 49   |
| Stretcher Rail (Fix/Tilt) Finish Same as Base.....  | BSR   | \$ 243  |

**Finish Options**

|                            |        |
|----------------------------|--------|
| Powder Coat, Standard..... | n/c    |
| Powder Coat, Premium.....  | \$ 165 |
| Platinum.....              | \$ 488 |

**Top Options**

|                                 |     |        |
|---------------------------------|-----|--------|
| Table Link.....                 | TLK | \$ 251 |
| Special Laminate.....           | TSP | call   |
| Custom Cutout (per cutout)..... | TCC | \$ 120 |

**Power + Data Options**

Please reference the Power + Data Price List

**Wire Management Options**

|   |      |        |
|---|------|--------|
| Basket, Under Top Mount.....                      | WBT  | \$ 97  |
| Wire Mesh Legway (pair).....                      | WML_ | \$ 205 |
| 1 Oval Brush Grommet, Provide Location Print..... | WOG  | \$ 97  |
| 1 Round Grommet, Provide Location Print.....      | WRG  | \$ 76  |

**Accessories**

|  |          |        |
|--|----------|--------|
| Keyboard Platform w/Mouse Surface..... | AKP27M   | \$ 760 |
| CPU Holder (3" - 9" adjustment).....   | ACPU3-9F | \$ 237 |
| CPU Holder (5" - 8" adjustment).....   | ACPU5-8F | \$ 155 |
| CPU Holder (3" - 5" adjustment).....   | ACPU3F   | \$ 155 |
| Table Floor Mount Bracket Set.....     | AFB      | \$ 57  |

**Vela**  
Trapezoid,  
Crescent + Teardrop



**Questions?**

800 876 2120

Overlapping Folding Bases  
 Quickship Program Product  
For Quickship specification details,  
visit [www.versteel.com/quickship](http://www.versteel.com/quickship)

top >  
edge >

edge ordering code (radius corner) >  
or  
edge ordering code (square corner) >  
top thickness >

|                              |                                |                              |                                |                                  |
|------------------------------|--------------------------------|------------------------------|--------------------------------|----------------------------------|
| Laminate<br>PVC              | Laminate<br>T-Mold             | Laminate<br>Wood             | Laminate<br>Soft PVC           | Laminate<br>1 1/2" Wood          |
| Flat                         | Convex                         | Flat                         | Bumper                         | Square                           |
|                              |                                |                              |                                |                                  |
| LP1R<br>or<br>LP1S<br>7/8"   | LP2R<br>or<br>LP2S<br>1 1/4"   | LT1                          | LT2                            | LW1R<br>or<br>LW1S<br>7/8"       |
| LW2R<br>or<br>LW2S<br>1 1/4" | LB1R                           | LB2R                         | LWS1<br>7/8"                   | LWS2<br>1 1/4"                   |
| Fluted                       |                                | Fluted                       | Reverse Bevel<br>Acrylic       | Fluted                           |
|                              |                                |                              |                                |                                  |
| LPF1R<br>or<br>LPF1S<br>7/8" | LPF2R<br>or<br>LPF2S<br>1 1/4" | LWF1R<br>or<br>LWF1S<br>7/8" | LWF2R<br>or<br>LWF2S<br>1 1/4" | LMRA2R<br>or<br>LMRA2S<br>1 1/4" |
| LWF1<br>7/8"                 | LWF2<br>1 1/4"                 |                              |                                |                                  |
| 7/8"                         | 1 1/4"                         | 7/8"                         | 1 1/4"                         | 7/8"                             |
|                              |                                |                              |                                |                                  |





edge ordering code (radius corner) >  
or  
edge ordering code (square corner) >  
top thickness >

| Base Style | Table Description      | Model #                     | Product Wt     |     |      |      |      |      |           |           |
|------------|------------------------|-----------------------------|----------------|-----|------|------|------|------|-----------|-----------|
|            | <b>Trapezoid</b>       |                             |                |     |      |      |      |      |           |           |
|            | TI                     | 30 x 30 x 30 x 60 Fix       | VETI 3060TZFX  | ≅OS | 57   | 1417 | 1417 | 2083 | 2083      | 2541 2541 |
|            |                        | 30 x 30 x 30 x 60 Slim-Tilt | VETI 3060TZST  | ≅OS | 71   | 1754 | 1754 | 2424 | 2424      | 2880 2880 |
|            |                        | 36 x 36 x 36 x 72 Fix       | VETI 3672TZFX  | ≅OS | 86   | 1660 | 1660 | 2488 | 2488      | 3049 3049 |
|            |                        | 36 x 36 x 36 x 72 Fold      | VETI 3672TZFO  | ≅OS | 88   | 2074 | 2074 | 2903 | 2903      | 3463 3463 |
|            | 36 x 36 x 36 x 72 Tilt | VETI 3672TZTL               | ≅OS            | 98  | 1995 | 1995 | 2824 | 2824 | 3390 3390 |           |
|            | <b>Trapezoid</b>       |                             |                |     |      |      |      |      |           |           |
|            | TC                     | 24 x 24 x 24 x 48 Fix       | VETC 2448TZFX  | ≅OS | 45   | 1230 | 1230 | 1727 | 1727      | 2070 2070 |
|            |                        | 24 x 24 x 24 x 48 Tilt      | VETC 2448TZTL  | ≅OS | 49   | 1569 | 1569 | 2067 | 2067      | 2410 2410 |
|            |                        | 24 x 48 x 24 x 72 Fix       | VETC 2472TZFX  | ≅OS | 62   | 1487 | 1487 | 2119 | 2119      | 2551 2551 |
|            |                        | 24 x 48 x 24 x 72 Fold      | VETC 2472TZFO  | ≅OS | 66   | 1901 | 1901 | 2536 | 2536      | 2968 2968 |
|            | 24 x 48 x 24 x 72 Tilt | VETC 2472TZTL               | ≅OS            | 76  | 1826 | 1826 | 2460 | 2460 | 2893 2893 |           |
|            | <b>Crescent</b>        |                             |                |     |      |      |      |      |           |           |
|            | TI                     | 24 x 48 x 75 Fix            | VETI 2475CTFX  | ≅OS | 63   | 1542 | 1542 | 2309 | 2309      | 2827 2827 |
|            |                        | 24 x 48 x 75 Fold           | VETI 2475CTFO  | ≅OS | 67   | 1958 | 1958 | 2724 | 2724      | 3240 3240 |
|            |                        | 24 x 60 x 94 Fix            | VETI 2494CTFX  | ≅OS | 84   | 2239 | 2239 | 3358 | 3358      | 4110 4110 |
|            |                        | 24 x 60 x 94 Fold           | VETI 2494CTFO  | ≅OS | 88   | 2652 | 2652 | 3769 | 3769      | 4522 4522 |
|            |                        | 30 x 60 x 94 Fix            | VETI 3094CTFX  | ≅OS | 101  | 2286 | 2286 | 3394 | 3394      | 4144 4144 |
|            |                        | 30 x 60 x 94 Fold           | VETI 3094CTFO  | ≅OS | 103  | 2698 | 2698 | 3806 | 3806      | 4557 4557 |
|            |                        | 36 x 72 x 113 Fix           | VETI 36113CTFX | ≅OS | 137  | 2644 | 2644 | 4429 | 4429      | 5630 5630 |
|            |                        | 36 x 72 x 113 Fold          | VETI 36113CTFD | ≅OS | 139  | 3058 | 3058 | 4842 | 4842      | 6044 6044 |
|            |                        | <b>Teardrop</b>             |                |     |      |      |      |      |           |           |
| X1         |                        | 42 x 24 Fix                 | VEX1 4224TDFX  | ≅OS | 73   | 1676 | 1676 | 2503 | 2503      | 3062 3062 |
|            | 52 x 30 Fix            | VEX1 5230TDFX               | ≅OS            | 101 |      | 1361 |      | 1878 |           | 2233      |
|            | <b>Teardrop</b>        |                             |                |     |      |      |      |      |           |           |
|            | X4                     | 42 x 24 Fix                 | VEX4 4224TDFX  | ≅OS | 78   | 1886 | 1886 | 2708 | 2708      | 3271 3271 |
|            | 52 x 30 Fix            | VEX4 5230TDFX               | ≅OS            | 106 |      | 2290 |      | 3358 |           | 4079      |

**To Order, Specify...**

- 1 Model Number
- 2 Top Material
- 3 Edge Style and Thickness
- 4 Edge Color
- 5 Base Color
- 6 Additional Options



| Veneer Wood   |   | Veneer 1 1/4" Wood |      |
|---|---|--------------------|------|
| Flat  |   | Square             |      |
|  |  |                    |      |
| <b>VW1R</b> <b>VW2R</b><br>or<br><b>VW1S</b> <b>VW2S</b><br>7/8" 1 1/4"           | <b>VWS1</b> <b>VWS2</b><br>7/8" 1 1/4"  |                    |      |
| Fluted  |   | Fluted             |      |
|  |  |                    |      |
| <b>VWF1R</b> <b>VWF2R</b><br>or<br><b>VWF1S</b> <b>VWF2S</b><br>7/8" 1 1/4"       | <b>VWF1</b> <b>VWF2</b><br>7/8" 1 1/4"  |                    |      |
| 7/8" 1 1/4"   | 7/8"  |                    |      |
| 3410  | 3410  | 3729               | 3729 |
| 3750  | 3750  | 4067               | 4067 |
| 3869  | 3869  | 4233               | 4233 |
| 4283  | 4283  | 4647               | 4647 |
| 4205  | 4205  | 4569               | 4569 |
| 3079  | 3079  | 3354               | 3354 |
| 3417  | 3417  | 3692               | 3692 |
| 3536  | 3536  | 3869               | 3869 |
| 3949  | 3949  | 4283               | 4283 |
| 3873  | 3873  | 4206               | 4206 |
| 3513  | 3513  | 3837               | 3837 |
| 3926  | 3926  | 4252               | 4252 |
| 4296  | 4296  | 4710               | 4710 |
| 4709  | 4709  | 5126               | 5126 |
| 4999  | 4999  | 5492               | 5492 |
| 5411  | 5411  | 5905               | 5905 |
| 5786  | 5786  | 6365               | 6365 |
| 6199  | 6199  | 6780               | 6780 |
| 3296  | 3296  | 3582               | 3582 |
|   | 3825  |                    | 4169 |
| 3504  | 3504  | 3788               | 3788 |
|   | 4233  |                    | 4596 |

**Base Options**

|  | <b>Code</b> | <b>Price</b> |
|--|-------------|--------------|
| Alternate Table Height 32" & Under.....            | BAH         | \$ 100       |
| Alternate Table Height 32" & Over.....             | BSP         | \$ call      |
| Adjustable Height, Pneumatic T1 (Fix/Tilt).....    | BAT         | \$ 1228      |
| Adjustable Height - Pneumatic X1 (Fix/Tilt).....   | BAX         | \$ 738       |
| Casters (4), Vela Wheel.....                       | CAS29       | \$ 171       |
| Mix, Vela Wheel Casters & Glides.....              | BMV         | \$ 163       |
| Self-Leveling Glides (4).....                      | GLD04       | \$ 49        |
| Stretcher Rail (Fix/Tilt) Finish Same as Base..... | BSR         | \$ 243       |

**Finish Options**

|                            |        |
|----------------------------|--------|
| Powder Coat, Standard..... | n/c    |
| Powder Coat, Premium.....  | \$ 165 |
| Platinum.....              | \$ 488 |

**Top Options**

|                                 |     |        |
|---------------------------------|-----|--------|
| Table Link.....                 | TLK | \$ 251 |
| Special Laminate.....           | TSP | call   |
| Custom Cutout (per cutout)..... | TCC | \$ 120 |

**Power + Data Options**

Please reference the Power + Data Price List

**Wire Management Options**

|   |      |        |
|---|------|--------|
| Basket, Under Top Mount.....                      | WBT  | \$ 97  |
| Wire Mesh Legway (pair).....                      | WML_ | \$ 205 |
| Wire Mesh Legway X-4.....                         | WMX_ | \$ 123 |
| Plastic Legway.....                               | WRL  | \$ 78  |
| 1 Oval Brush Grommet, Provide Location Print..... | WOG  | \$ 97  |
| 1 Round Grommet, Provide Location Print.....      | WRG  | \$ 76  |

**Accessories**

|                                    |         |         |
|------------------------------------|---------|---------|
| Table Transport.....               | ATT3054 | \$ 1855 |
| Table Floor Mount Bracket Set..... | AFB     | \$ 57   |

**Vela**  
Half Round  
+ Quarter Round



**Questions?**

800 876 2120

- Overlapping Folding Bases
- Indicates Number of Bases
- Quickship Program Product  
For Quickship specification details,  
visit [www.versteel.com/quickship](http://www.versteel.com/quickship)

top >  
edge >

edge ordering code (radius corner) >  
or  
edge ordering code (square corner) >  
top thickness >

edge ordering code (radius corner) >  
or  
edge ordering code (square corner) >  
top thickness >









|            |                            | Laminate PVC         |                      | Laminate T-Mold |        | Laminate Wood        |                      | Laminate Soft PVC      |        | Laminate 1/4" Wood |        |        |  |
|------------|----------------------------|----------------------|----------------------|-----------------|--------|----------------------|----------------------|------------------------|--------|--------------------|--------|--------|--|
|            |                            | Flat                 |                      | Convex          |        | Flat                 |                      | Bumper                 |        | Square             |        |        |  |
|            |                            |                      |                      |                 |        |                      |                      |                        |        |                    |        |        |  |
|            |                            | LP1R<br>or<br>LP1S   | LP2R<br>or<br>LP2S   | LT1             | LT2    | LW1R<br>or<br>LW1S   | LW2R<br>or<br>LW2S   | LB1R                   | LB2R   | LWS1               | LWS2   |        |  |
|            |                            | 7/8"                 | 1 1/4"               | 7/8"            | 1 1/4" | 7/8"                 | 1 1/4"               | 7/8"                   | 1 1/4" | 7/8"               | 1 1/4" |        |  |
|            |                            | Fluted               |                      |                 |        | Fluted               |                      | Reverse Bevel Acrylic  |        | Fluted             |        |        |  |
|            |                            |                      |                      |                 |        |                      |                      |                        |        |                    |        |        |  |
|            |                            | LPF1R<br>or<br>LPF1S | LPF2R<br>or<br>LPF2S |                 |        | LWF1R<br>or<br>LWF1S | LWF2R<br>or<br>LWF2S | LMRA2R<br>or<br>LMRA2S |        |                    | LWF1   | LWF2   |  |
|            |                            | 7/8"                 | 1 1/4"               |                 |        | 7/8"                 | 1 1/4"               | 1 1/4"                 |        |                    | 7/8"   | 1 1/4" |  |
|            |                            | 7/8"                 |                      | 1 1/4"          |        | 7/8"                 |                      | 1 1/4"                 |        | 7/8"               |        | 1 1/4" |  |
| Base Style | Table Description          | Model #              | Product Wt           |                 |        |                      |                      |                        |        |                    |        |        |  |
|            | <b>Half Round</b>          |                      |                      |                 |        |                      |                      |                        |        |                    |        |        |  |
|            | TI 30 x 60 Fix             | VET1 3060HFFX        |                      | 46              |        | 1417                 |                      | 2066                   |        | 2507               |        |        |  |
|            | 30 x 60 Fold               | VET1 3060HFFO        |                      | 50              |        | 1830                 |                      | 2477                   |        | 2920               |        |        |  |
|            | 30 x 60 Slim-Tilt          | VET1 3060HFST        |                      | 60              |        | 1754                 |                      | 2401                   |        | 2846               |        |        |  |
|            | 36 x 72 Fix                | VET1 3672HFFX        |                      | 70              |        | 1659                 |                      | 2478                   |        | 3034               |        |        |  |
|            | 36 x 72 Fold               | VET1 3672HFFO        |                      | 72              |        | 2071                 |                      | 2893                   |        | 3449               |        |        |  |
|            | 36 x 72 Slim-Tilt          | VET1 3672HFST        |                      | 82              |        | 1995                 |                      | 2821                   |        | 3373               |        |        |  |
|            | TC 24 x 48 Fix             | VETC 2448HFFX        |                      | 50              |        | 1231                 |                      | 1699                   |        | 2027               |        |        |  |
|            | <b>Quarter Round</b>       |                      |                      |                 |        |                      |                      |                        |        |                    |        |        |  |
| NB         | 24 No Base (link included) | VENB 24QR            |                      | 10              |        | 753                  |                      | 1040                   |        | 1243               |        |        |  |
| TI         | 30 Fix (link included)     | VET1 30QRFX          |                      | 27              |        | 1094                 |                      | 1470                   |        | 1724               |        |        |  |
|            | 30 Tilt (link included)    | VET1 30QRTL          |                      | 33              |        | 1261                 |                      | 1640                   |        | 1891               |        |        |  |
| TC         | 36 Fix (link included)     | VETC 36QRFX          |                      | 34              |        | 1202                 |                      | 1652                   |        | 1966               |        |        |  |
|            | 36 Tilt (link included)    | VETC 36QRTL          |                      | 40              |        | 1371                 |                      | 1822                   |        | 2136               |        |        |  |
| TC         | 30 Fix (link included)     | VETC 30QRFX          |                      | 27              |        | 1094                 |                      | 1470                   |        | 1724               |        |        |  |
|            | 30 Tilt (link included)    | VETC 30QRTL          |                      | 33              |        | 1261                 |                      | 1640                   |        | 1891               |        |        |  |
| XI         | 36 Fix (link included)     | VETC 36QRFX          |                      | 34              |        | 1202                 |                      | 1652                   |        | 1966               |        |        |  |
|            | 36 Tilt (link included)    | VETC 36QRTL          |                      | 40              |        | 1371                 |                      | 1822                   |        | 2136               |        |        |  |
| XI         | 30 Fix                     | VEX1 30QRFX          |                      | 35              |        | 1117                 |                      | 1449                   |        | 1698               |        |        |  |
|            | 30 Tilt                    | VEX1 30QRTL          |                      | 38              |        | 1284                 |                      | 1616                   |        | 1867               |        |        |  |
| XI         | 36 Fix                     | VEX1 36QRFX          |                      | 43              |        | 1373                 |                      | 1824                   |        | 2137               |        |        |  |
|            | 36 Tilt                    | VEX1 36QRTL          |                      | 46              |        | 1540                 |                      | 1992                   |        | 2308               |        |        |  |

**Note:** Please refer to page 12 in the All Tables Price List for the standard laminate/grain direction on these tops

**To Order, Specify...**

- 1 Model Number
- 2 Top Material
- 3 Edge Style and Thickness
- 4 Edge Color
- 5 Base Color
- 6 Additional Options



| Laminate Wood   | Laminate Urethane   | Laminate Urethane/PVC   | Veneer Wood  | Veneer 1/4" Wood   |
|---|---|---|--|--|
| Ergo (user side only)<br><br><b>LWE1 LWE2</b><br>7/8" 1 1/4" | Ergo (user side only)<br><br><b>LUE1</b><br>7/8" | Ergo (user side only)<br><br><b>LUPE1R LUPE2R</b><br>OR<br><b>LUPE1S LUPE2S</b><br>7/8" 1 1/4" | Flat<br><br><b>VW1R VW2R</b><br>OR<br><b>VW1S VW2S</b><br>7/8" 1 1/4"       | Square<br><br><b>VWS1 VWS2</b><br>7/8" 1 1/4" |
| Reverse Bevel<br><br><b>LWRI</b><br>7/8"                     | 1/4" urethane on remaining sides  | PVC on remaining sides  | Fluted<br><br><b>VWF1R VWF2R</b><br>OR<br><b>VWF1S VWF2S</b><br>7/8" 1 1/4" | Fluted<br><br><b>VWF1 VWF2</b><br>7/8" 1 1/4" |
| 7/8" 1 1/4"   | 7/8"  | 7/8" 1 1/4"   | 7/8" 1 1/4"  | 7/8" 1 1/4"  |
| 2923<br>3338<br>3264  | 2875<br>3289<br>3213  |   | 3139<br>3555<br>3478   | 3424<br>3837<br>3761   |
| 2394  | 2098  |   | 3746<br>4159<br>4085   | 4096<br>4509<br>4433   |
| 1504  | 1180  | 1173  | 2649   | 2880   |
| 2015<br>2184  | 1908<br>2076  | 1646<br>1812  | 2209<br>2381   | 2398<br>2570   |
| 2015<br>2184  | 1908<br>2076  | 1822<br>1990  | 2441<br>2614   | 2651<br>2823   |
| 1991<br>2160  | 1886<br>2053  | 1865<br>2035  | 2189<br>2358   | 2376<br>2545   |
|   |   | 2234<br>2403  | 2615<br>2781   | 2824<br>2996   |

**Base Options**

|  | Code  | Price   |
|--|-------|---------|
| Assembled Folding Tables .....                       | BAF   | \$ 77   |
| Alternate Table Height 32" & Under .....             | BAH   | \$ 100  |
| Alternate Table Height 32" & Over .....              | BSP   | \$ call |
| Adjustable Height, Pneumatic T1, TC (Fix/Tilt) ..... | BAT   | \$ 1228 |
| Adjustable Height - Pneumatic X1 (Fix/Tilt) .....    | BAX   | \$ 738  |
| Casters (4), Vela Wheel .....                        | CAS29 | \$ 171  |
| Mix, Vela Wheel Casters & Glides .....               | BMV   | \$ 163  |
| Self-Leveling Glides (4) .....                       | GLD04 | \$ 49   |
| Stretcher Rail (Fix/Tilt) Finish Same as Base .....  | BSR   | \$ 243  |

**Finish Options**

|                             |        |
|-----------------------------|--------|
| Powder Coat, Standard ..... | n/c    |
| Powder Coat, Premium .....  | \$ 165 |
| Platinum .....              | \$ 488 |

**Top Options**

|                                    |     |        |
|------------------------------------|-----|--------|
| Ergo Wood Profile, All Sides ..... | TEA | n/c    |
| Table Link .....                   | TLK | \$ 251 |
| Special Laminate .....             | TSP | call   |
| Custom Cutout (per cutout) .....   | TCC | \$ 120 |

**Power + Data Options**

Please reference the Power + Data Price List

**Wire Management Options**

|  |      |        |
|--|------|--------|
| Basket, Under Top Mount .....                      | WBT  | \$ 97  |
| Plastic Runner, Under Top Mount .....              | WRT  | \$ 165 |
| Wire Mesh Legway (pair) .....                      | WML_ | \$ 205 |
| Wire Mesh Legway X-4 .....                         | WMX_ | \$ 123 |
| Plastic Legway .....                               | WRL  | \$ 78  |
| 1 Oval Brush Grommet, Provide Location Print. .... | WOG  | \$ 97  |
| 1 Round Grommet, Provide Location Print .....      | WRG  | \$ 76  |

**Accessories**

|                                     |         |         |
|-------------------------------------|---------|---------|
| Table Transport .....               | ATT3054 | \$ 1855 |
| Table Floor Mount Bracket Set ..... | AFB     | \$ 57   |



Questions?

800 876 2120

⊕ Indicates Number of Bases  
 QS Quickship Program Product  
 For Quickship specification details,  
 visit [www.versteel.com/quickship](http://www.versteel.com/quickship)

top >  
edge >

edge ordering code (radius corner) >  
or  
edge ordering code (square corner) >  
top thickness >

edge ordering code (radius corner) >  
or  
edge ordering code (square corner) >  
top thickness >

| Base Style | Table Description          | Model #        | Product Wt | Laminate PVC                 | Laminate T-Mold                | Laminate Wood                | Laminate Soft PVC              | Laminate 1/2" Wood         |                              |              |                |
|------------|----------------------------|----------------|------------|------------------------------|--------------------------------|------------------------------|--------------------------------|----------------------------|------------------------------|--------------|----------------|
|            |                            |                |            | Flat                         | Convex                         | Flat                         | Bumper                         | Square                     |                              |              |                |
|            |                            |                |            | LP1R<br>or<br>LP1S<br>7/8"   | LP2R<br>or<br>LP2S<br>1 1/4"   | LT1<br>7/8"                  | LT2<br>1 1/4"                  | LW1R<br>or<br>LW1S<br>7/8" | LW2R<br>or<br>LW2S<br>1 1/4" | LB1R<br>7/8" | LB2R<br>1 1/4" |
|            |                            |                |            | Fluted                       |                                | Fluted                       | Reverse Bevel Acrylic          | Fluted                     |                              |              |                |
|            |                            |                |            | LPF1R<br>or<br>LPF1S<br>7/8" | LPF2R<br>or<br>LPF2S<br>1 1/4" | LWF1R<br>or<br>LWF1S<br>7/8" | LWF2R<br>or<br>LWF2S<br>1 1/4" | LMRA2R<br>1 1/4"           | LMRA2S<br>1 1/4"             | LWF1<br>7/8" | LWF2<br>1 1/4" |
|            |                            |                |            | 7/8"                         | 1 1/4"                         | 7/8"                         | 1 1/4"                         | 7/8"                       | 1 1/4"                       | 7/8"         | 1 1/4"         |
|            | <b>18° Wedge</b>           |                |            |                              |                                |                              |                                |                            |                              |              |                |
| NB         | 24 No Base (link included) | VENB 18D24WG   | QS 8       |                              | 797                            |                              | 1133                           | 1374                       |                              |              |                |
|            | 30 No Base (link included) | VENB 18D30WG   | QS 10      |                              | 847                            |                              | 1361                           | 1719                       |                              |              |                |
|            | 36 No Base (link included) | VENB 18D36WG   | QS 13      |                              | 857                            |                              | 1418                           | 1804                       |                              |              |                |
|            | <b>30° Wedge</b>           |                |            |                              |                                |                              |                                |                            |                              |              |                |
| NB         | 24 No Base (link included) | VENB 30D24WG   | QS 9       |                              | 797                            |                              | 1133                           | 1374                       |                              |              |                |
|            | 30 No Base (link included) | VENB 30D30WG   | QS 12      |                              | 847                            |                              | 1361                           | 1719                       |                              |              |                |
|            | 36 No Base (link included) | VENB 30D36WG   | QS 16      |                              | 857                            |                              | 1418                           | 1804                       |                              |              |                |
|            | <b>45° Wedge</b>           |                |            |                              |                                |                              |                                |                            |                              |              |                |
| NB         | 24 No Base (link included) | VENB 45D24WG   | QS 9       |                              | 797                            |                              | 1133                           | 1374                       |                              |              |                |
|            | 30 No Base (link included) | VENB 45D30WG   | QS 14      |                              | 847                            |                              | 1361                           | 1719                       |                              |              |                |
| TI         | 36 Fix (link included)     | VETI 45D36WGFX | QS 31      |                              | 1177                           |                              | 1736                           | 2121                       |                              |              |                |
|            | 36 Tilt (link included)    | VETI 45D36WGTL | QS 37      |                              | 1345                           |                              | 1902                           | 2290                       |                              |              |                |
|            | <b>60° Wedge</b>           |                |            |                              |                                |                              |                                |                            |                              |              |                |
| NB         | 24 No Base (link included) | VENB 60D24WG   | QS 11      |                              | 797                            |                              | 1133                           | 1374                       |                              |              |                |
| TI         | 30 Fix (link included)     | VETI 60D30WGFX | QS 25      |                              | 1160                           |                              | 1682                           | 2034                       |                              |              |                |
|            | 30 Tilt (link included)    | VETI 60D30WGTL | QS 31      |                              | 1332                           |                              | 1850                           | 2203                       |                              |              |                |
|            | 36 Fix (link included)     | VETI 60D36WGFX | QS 34      |                              | 1160                           |                              | 1682                           | 2034                       |                              |              |                |
|            | 36 Tilt (link included)    | VETI 60D36WGTL | QS 40      |                              | 1332                           |                              | 1850                           | 2203                       |                              |              |                |
|            | <b>90° Wedge</b>           |                |            |                              |                                |                              |                                |                            |                              |              |                |
| NB         | 24 No Base (link included) | VENB 90D24WG   | QS 11      |                              | 797                            |                              | 1133                           | 1374                       |                              |              |                |
| TI         | 30 Fix (link included)     | VETI 90D30WGFX | QS 25      |                              | 1160                           |                              | 1682                           | 2034                       |                              |              |                |
|            | 30 Tilt (link included)    | VETI 90D30WGTL | QS 32      |                              | 1332                           |                              | 1850                           | 2203                       |                              |              |                |
|            | 36 Fix (link included)     | VETI 90D36WGFX | QS 32      |                              | 1160                           |                              | 1682                           | 2034                       |                              |              |                |
|            | 36 Tilt (link included)    | VETI 90D36WGTL | QS 39      |                              | 1332                           |                              | 1850                           | 2203                       |                              |              |                |







TI

To Order, Specify...

- 1 Model Number
- 2 Top Material
- 3 Edge Style and Thickness
- 4 Edge Color
- 5 Base Color
- 6 Additional Options



|   |   |
|---|---|
| Veneer Wood   | Veneer 1 1/4" Wood  |
| Flat  | Square  |
|  |  |
| <b>VW1R</b> <b>VW2R</b><br>or<br><b>VW1S</b> <b>VW2S</b><br>7/8" 1 1/4"           | <b>VWS1</b> <b>VWS2</b><br>7/8" 1 1/4"  |
| Fluted  | Fluted  |
|  |  |
| <b>VWF1R</b> <b>VWF2R</b><br>or<br><b>VWF1S</b> <b>VWF2S</b><br>7/8" 1 1/4"       | <b>VWF1</b> <b>VWF2</b><br>7/8" 1 1/4"  |
| 7/8" 1 1/4"   | 7/8"  |
| 2461  | 2706  |
| 3099  | 3417  |
| 3887  | 4287  |
| 2461  | 2706  |
| 3099  | 3417  |
| 3887  | 4287  |
| 2461  | 2706  |
| 3099  | 3417  |
| 4414  | 4842  |
| 4584  | 5012  |
| 2461  | 2706  |
| 3623  | 3967  |
| 3794  | 4139  |
| 3623  | 3967  |
| 3794  | 4139  |
| 2461  | 2706  |
| 3623  | 3967  |
| 3794  | 4139  |
| 3623  | 3967  |
| 3794  | 4139  |

**Base Options**

|   | Code  | Price   |
|---|-------|---------|
| Alternate Table Height 32" & Under..... | BAH   | \$ 100  |
| Alternate Table Height 32" & Over.....  | BSP   | \$ call |
| Casters (4), Vela Wheel.....            | CAS29 | \$ 171  |
| Self-Leveling Glides (4).....           | GLD04 | \$ 49   |

**Finish Options**

|                            |        |
|----------------------------|--------|
| Powder Coat, Standard..... | n/c    |
| Powder Coat, Premium.....  | \$ 165 |
| Platinum.....              | \$ 488 |

**Top Options**

|                                 |     |        |
|---------------------------------|-----|--------|
| Special Laminate.....           | TSP | call   |
| Custom Cutout (per cutout)..... | TCC | \$ 120 |

**Wire Management Options**

|                              |      |        |
|------------------------------|------|--------|
| Wire Mesh Legway (pair)..... | WML_ | \$ 205 |
|------------------------------|------|--------|

**Accessories**

|                                    |         |         |
|------------------------------------|---------|---------|
| Table Transport.....               | ATT3054 | \$ 1855 |
| Table Floor Mount Bracket Set..... | AFB     | \$ 57   |

**Tops**

Wavelink tables are available in multiple top shapes and various sizes, in laminate or veneer with a  $\frac{7}{8}$ " or  $1\frac{1}{4}$ " edge thickness. All tops have radius corners.

**Bases**

The 2" diameter bases are standard with adjustable glides. Optional casters or mixed casters and glides can be added for mobility and easy re-configuration or you layout.

**Table Heights**

Standard table height is 29" tall. Alternate table heights are available, refer to the pricing pages or contact Versteel Customer Service.

**Power + Data**

To complete your specification, power and data along with wire management options can be added to your table. Refer to the Power + Data Price List.

**Quickship Program**

Available for select products in the Wavelink series. Tables must be specified with a laminate top, either a PVC edge or a flat wood edge and powder coat base finish.

The Versteel Quickship Program consists of up to 50 tables, 25 tables with modesty panels or 100 chairs in 10 working days from time of order (received by 12pm EST). Orders must be accompanied by final material and finish specifications for order entry. They must be clearly marked "Quickship" and consist of products from the program. Quickship orders cannot be changed or cancelled, and credit approval must be acquired within 24 hours.

For additional information see [Versteel.com](http://Versteel.com).



**Laminate and Veneer, Standard Core Construction**

The standard top construction consists of 45-50 lb particleboard, surfaced with a high pressure laminate or plain sliced veneer face. A backer sheet is laminated to the underside of the top. Tops are shipped pre-drilled for field installation of bases and accessories.



**PVC Flat or Fluted Edge**

Edge of 2mm PVC hot melt banded to the top with 1/8" radius at the top and bottom. Standard with 1 1/2" radius corners.

Offered in twenty-one (21) standard colors.



**Convex T-Mold Edge**



Edge of 5/16" thick solid vinyl convex t-mold with 1 1/2" radius corners.

Offered in four (4) standard colors.

**Wood Flat or Fluted Edge**



Wood banding hot melt banded to the top with 1/8" radius at the top and bottom. Standard with 1 1/2" radius corners.

Offered in Ash, Cherry, Maple or Walnut materials.



**Bumper Edge**



Exposed ply core banding with rubberized 5/16" width bumper in the center of profile. Standard with 1 1/2" radius corners.

Offered in black bumper standard color.

**Wood Square or Fluted Edge**



Edge of 1 1/4" wide solid wood with softened top and bottom edges, and square, softened mitered corners.

Offered in Ash, Cherry, Maple or Walnut materials.



**Wood Bullnose Edge**



Edge of 1 1/4" wide solid wood with a full bullnose edge, and 1" radius mitered corners.

Offered in Ash, Cherry, Maple or Walnut materials.



**Shipping Schedule**

**Standard Items**

|                              |                 |
|------------------------------|-----------------|
| Laminate, Convex T-Mold Edge | 3-5 WEEKS       |
| Laminate, PVC Edge           | 3-5 WEEKS       |
| Laminate, Wood Edge          | 3-5 WEEKS       |
| Veneer, Wood Edge            | 6-8 WEEKS       |
| Quickship Products           | 10 WORKING DAYS |

Contact Versteel Customer Service for special lead time requests.

**BIFMA**

All Versteel products are constructed to pass the relevant ANSI/BIFMA standards. For more detailed specifications by series and base style, contact Versteel Customer Service at 800.876.2120.

Additional information regarding warranty, terms and conditions, shipping, care and maintenance, etc. can be found in the All Tables price list.

Grain Direction:  
 The stripe indicates the direction of the woodgrain for a standard order. If an alternative grain direction is desired, or nontraditional shapes or sizes are required, contact Versteel Customer Service with your request. We will engineer and produce the product to meet your needs for stability and long-term serviceability.


Round



Square



Racetrack



Oval



Trapezoid



Half Round



Corner



10° Video Wedge



Quarter Round



10° Transition



60° Wedge



90° Wedge



Fin



10° Openface



Crossover



Vibe



Curl



Breaker



Tide



Surf

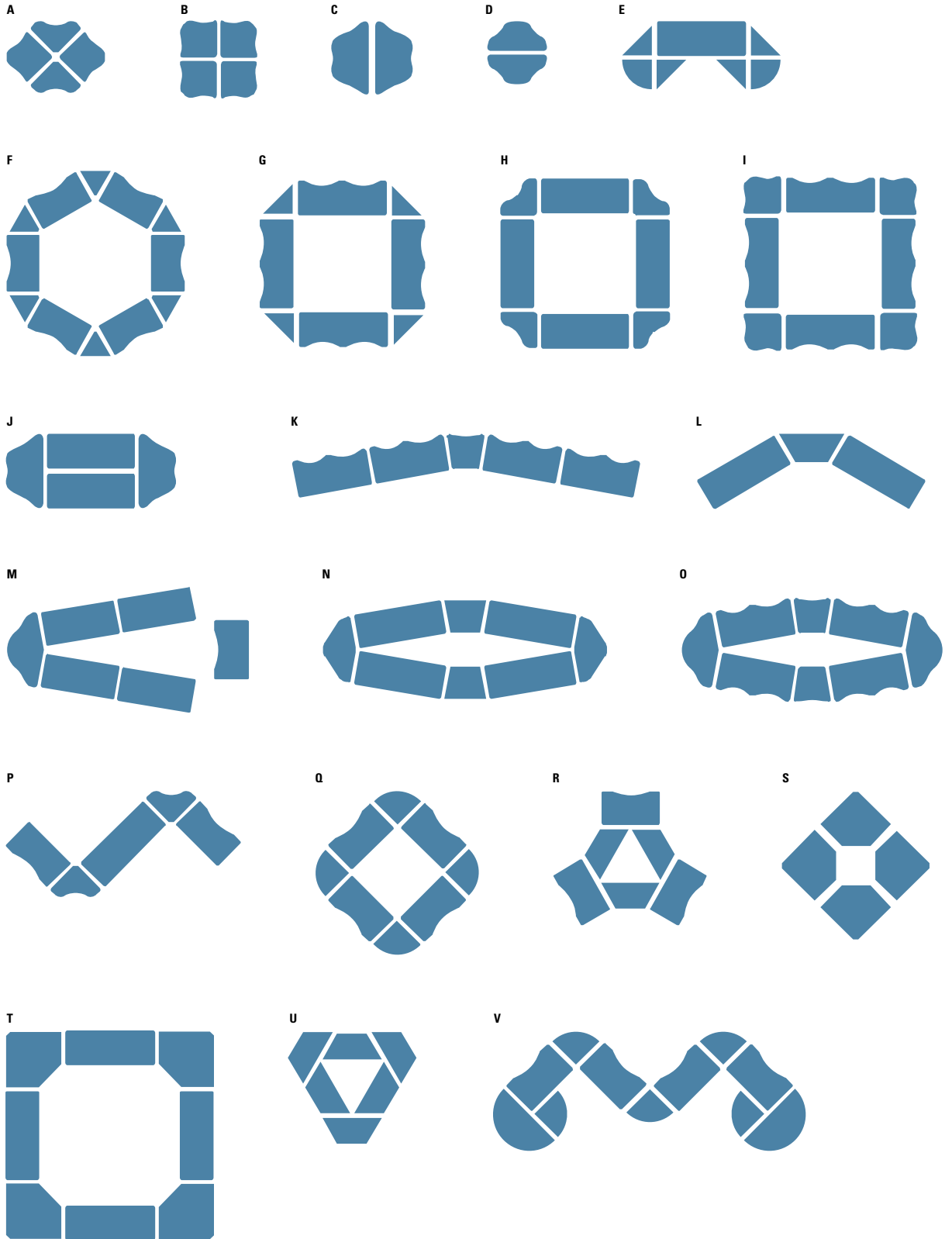


Pipeline



10° Cutback





**To Order, Specify...**

- 1 Model Number, include top and edge style
- 2 Top Material
  - a. Laminate manufacturer and color
  - b. Veneer species and finish color
- 3 Edge Style and Thickness
- 4 Edge Color
- 5 Base Color
- 6 Additional Options

| base model |            |           |           |                | finish selections  |   |  | options |             |   |             |   |              |
|------------|------------|-----------|-----------|----------------|--------------------|---|--|---------|-------------|---|-------------|---|--------------|
| <b>WA</b>  | <b>W2</b>  | <b>30</b> | <b>CU</b> | <b>FX</b>      | <b>LP2R</b>        | / | <b>TF 4973-58</b>                          | /       | <b>CPEA</b> | / | <b>PALY</b> | / | <b>BMD</b>   |
| series     | base style | top size  | top shape | table function | top, edge & corner |   | top laminate manufacturer & laminate color |         | edge color  |   | base color  |   | base options |

A **WAW2 30CUFX LP2R** is a Wavelink series 30" Curl table with fixed bases, a laminate 1/4" thick top with a PVC edge and radius corners.

The codes **TF 4973-58 / CPEA / PALY** specify a Formica Orange Felt laminate, Pearl PVC and Alloy bases.

**BMD** adds a mix of dual wheel casters and glides.

**Model Number** **BRT1 2460REFX LP2S**

**Orders may be sent via**
**Mailing Address**

Versteel  
 2332 Cathy Lane  
 Jasper IN 47546

**Contact Versteel**

**Email** contact@versteel.com  
**Phone** 800 876 2120  
 812 634 2120  
**Fax** 812 482 9318

**Laminate**

Versteel's standard offering of laminates includes over 900 laminates from Formica, Nevamar, Pionite and Wilsonart.

Laminate manufacturers change standard offerings frequently, making it possible a standard product can become unavailable. Versteel cannot be responsible for any inconvenience this may cause.

**Veneer**

Wavelink tables are available with plain sliced Ash, Cherry, Maple and Walnut veneers.

**Veneer Species**

|                  |      |                  |      |
|------------------|------|------------------|------|
| Ash . . . . .    | AP01 | Maple. . . . .   | MP01 |
| Cherry . . . . . | CP01 | Walnut . . . . . | WP01 |

**Veneer Finish**

**Ash**

|                   |      |                   |      |
|-------------------|------|-------------------|------|
| Beach. . . . .    | VBEA | Fog . . . . .     | VFOG |
| Chestnut. . . . . | VCHE | Pebble . . . . .  | VPEB |
| Drift . . . . .   | VDRI | Whisper . . . . . | VWHI |
| Fawn . . . . .    | VFAW |                   |      |

**Cherry**

|                           |      |                          |      |
|---------------------------|------|--------------------------|------|
| Blossom Cherry . . . . .  | VBLC | Java Cherry. . . . .     | VJAC |
| Cordovan Cherry . . . . . | VCNC | Millwork Cherry. . . . . | VMWC |
| Golden Cherry . . . . .   | VGNC |                          |      |

**Maple**

|                         |      |                       |      |
|-------------------------|------|-----------------------|------|
| Caramel Maple . . . . . | VCMM | Sugar Maple . . . . . | VSUM |
| Solar Maple. . . . .    | VSLM |                       |      |

**Walnut**

|                           |      |                         |      |
|---------------------------|------|-------------------------|------|
| Brighton Walnut . . . . . | VBRW | Natural Walnut. . . . . | VNAW |
| Espresso Walnut. . . . .  | VESW |                         |      |

**PVC Edge Colors**

|                           |      |                            |      |
|---------------------------|------|----------------------------|------|
| Absolute Acajou . . . . . | CABA | Nimbus. . . . .            | CNIM |
| Alloy. . . . .            | CALY | Pearl . . . . .            | CPEA |
| Carbon. . . . .           | CCAR | Platinum. . . . .          | CPLA |
| Champagne . . . . .       | CCHA | Pralines & Cream . . . . . | CPRC |
| Coconut . . . . .         | CCOC | Shadow . . . . .           | CSHA |
| Ebony. . . . .            | CEBO | Snow . . . . .             | CSNO |
| Florence Walnut . . . . . | CFLW | Stone . . . . .            | CSTO |
| Fossil . . . . .          | CFOS | Storm. . . . .             | CSTM |
| Graphite . . . . .        | CGRA | Whisper . . . . .          | CWHI |
| Grey. . . . .             | CGRE | White Linen . . . . .      | CWHL |
| Kensington Maple. . . . . | CKEM |                            |      |

**T-Mold Edge Colors**

|                    |      |                 |      |
|--------------------|------|-----------------|------|
| Ebony. . . . .     | TEBO | Nimbus. . . . . | TNIM |
| Graphite . . . . . | TGRA | Storm. . . . .  | TSTM |

**Wood Edge Species**

|                  |     |                  |     |
|------------------|-----|------------------|-----|
| Ash . . . . .    | A01 | Maple. . . . .   | M01 |
| Cherry . . . . . | C01 | Walnut . . . . . | W01 |

**Wood Edge Finishes**

**Ash**

|                   |      |                   |      |
|-------------------|------|-------------------|------|
| Beach. . . . .    | WBEA | Fog . . . . .     | WFOG |
| Chestnut. . . . . | WCHE | Pebble . . . . .  | WPEB |
| Drift . . . . .   | WDRI | Whisper . . . . . | WWHI |
| Fawn . . . . .    | WFAW |                   |      |

**Cherry**

|                           |      |                          |      |
|---------------------------|------|--------------------------|------|
| Blossom Cherry . . . . .  | WBLC | Java Cherry. . . . .     | WJAC |
| Cordovan Cherry . . . . . | WCNC | Millwork Cherry. . . . . | WMWC |
| Golden Cherry . . . . .   | WGNC |                          |      |

**Maple**

|                         |      |                       |      |
|-------------------------|------|-----------------------|------|
| Caramel Maple . . . . . | WCMM | Sugar Maple . . . . . | WSUM |
| Solar Maple. . . . .    | WSLM |                       |      |

**Walnut**

|                           |      |                         |      |
|---------------------------|------|-------------------------|------|
| Brighton Walnut . . . . . | WBRW | Natural Walnut. . . . . | WNAW |
| Espresso Walnut. . . . .  | WESW |                         |      |

**Studio Steel®**

Versteel's "urban fabrication" process leaves the telltale signs of welding and assembly on the surface, highlighting a manufacturing aesthetic. Choosing a clear or transparent powder coat is recommended, allowing tonal striations (created as a result of extreme heat), natural textures, and the inherent qualities of raw steel to show through.

Studio Steel Process . . . . . \$165

**Powder Coat Finishes**

All powder coat finishes in the Versteel offering have been formulated with the use of epoxy, polyester or epoxy and polyester blends to maximize the finish durability.

**Powder Coat Finish Options**

Powder Coat - Standard . . . . . n/c  
 Powder Coat - Premium (Hope) . . . . . \$165  
 Powder Coat - Premium (Platinum) . . . . . \$488

**Powder Coat Colors**

|                          |       |                                   |       |
|--------------------------|-------|-----------------------------------|-------|
| Alloy . . . . .          | .PALY | Mint . . . . .                    | .PMNT |
| Amethyst . . . . .       | .PAME | Navy . . . . .                    | .PNAV |
| Anthracite . . . . .     | .PANT | Nimbus . . . . .                  | .PNIM |
| Black Anodized . . . . . | .PBLA | Nutmeg . . . . .                  | .PNUT |
| Bronze . . . . .         | .PBRO | ◆ Pacific . . . . .               | .PPAC |
| Calypso . . . . .        | .PCAL | Pearl . . . . .                   | .PPEA |
| Carbon . . . . .         | .PCAR | Pebble . . . . .                  | .PPEB |
| Champagne . . . . .      | .PCHA | Ⓟ Platinum . . . . .              | .PPLA |
| Coconut . . . . .        | .PCOC | Poppy . . . . .                   | .PPOP |
| ◆ Copper . . . . .       | .PCOP | ◆ Raven . . . . .                 | .PRAV |
| Crimson . . . . .        | .PCRI | Royal . . . . .                   | .PROY |
| ◆ Crystal . . . . .      | .PCRY | Seaside . . . . .                 | .PSEA |
| Daffodil . . . . .       | .PDAF | Shipyards . . . . .               | .PSHI |
| Ebony . . . . .          | .PEBO | Silver . . . . .                  | .PSIL |
| Forest . . . . .         | .PFOR | Snow . . . . .                    | .PSNO |
| Fossil . . . . .         | .PFOS | Stone . . . . .                   | .PSTO |
| ◆ Garnet . . . . .       | .PGAR | Storm . . . . .                   | .PSTM |
| ◆ Gold . . . . .         | .PGOL | Terra Cotta . . . . .             | .PTEC |
| Graphite . . . . .       | .PGRA | Whisper . . . . .                 | .PWHI |
| Ⓟ Hope . . . . .         | .PHOP | White Linen . . . . .             | .PWHL |
| Kelly Green . . . . .    | .PKEG | Powder Coat Alternative . . . . . | .OPA  |
| ◆ Matte . . . . .        | .PMAT |                                   |       |
| Mica . . . . .           | .PMIC |                                   |       |

**Transparent Powder Coats (indicated by ◆)**

Please note that the transparent characteristics of these powders allow all natural welds and textures inherent to raw steel to be visible. Not available for application on flat sheet metal surfaces.

**Premium Powder Coats (indicated by Ⓟ)**

Versteel's premium process uses specially formulated powder coats for a truly unique color palette.

**Chrome**

Versteel applies a deep luster chrome plated finish. Chrome is the most durable finish available. Specify Chrome and add \$165 list per table.

Chrome . . . . . ECHR

**NOTE** DISC BASES ARE NOT AVAILABLE IN CHROME

**Nickel**

Versteel applies a nickel plated finish with a clear coat applied for durability. Specify Nickel and add \$223 list per table.

Nickel . . . . . ENKL

**NOTE** DISC BASES ARE NOT AVAILABLE IN NICKEL

**Special Laminate****Call for quotation**

Specify code **TSP** (Special Laminate), indicate the quoted charges per table

Special laminates and patterns can be specified as an option. To specify, contact Versteel Customer Service for availability and pricing.

**NOTE** LAMINATES IN STANDARD COLORS AND TEXTURES FROM FORMICA, NEVAMAR, PIONITE AND WILSONART ARE STANDARD

**CAUTION** LAMINATE MANUFACTURERS CHANGE STANDARD OFFERINGS FREQUENTLY, MAKING IT POSSIBLE A STANDARD PRODUCT CAN BECOME UNAVAILABLE. VERSTEEL CANNOT BE RESPONSIBLE FOR ANY INCONVENIENCE THIS MAY CAUSE.

**Custom PVC Color Match****Call for quotation / one time charge per color, per order**

Specify code **OCP** (Custom PVC Color Match), add cost from Versteel quotation

PVC Color Match can be the selection of a color that is available from a Versteel supplier or a new custom color developed for the order. Minimum footage requirements mean that the amount of material needed for your order will effect the cost.

For PVC Color Matching you must supply a color reference sample. Versteel will review the sample for possible existing colors available and send a sample for customer approval. If no color match exists, a custom match will be developed and sampled for customer approval before a production schedule is established.

**Custom T-Mold Color Match****Call for quotation / one time charge per color, per order**

Specify code **OCT** (Custom T-Mold Color Match), add cost from Versteel quotation

T-Mold Color Match can be the selection of a color that is available from a Versteel supplier or a new custom color developed for the order. Minimum footage requirements mean that the amount of material needed for your order will effect the cost.

For T-Mold Color Matching you must supply a color reference sample. Versteel will review the sample for possible existing colors available and send a sample for customer approval. If no color match exists, a custom match will be developed and sampled for customer approval before a production schedule is established.

**Powder Coat Alternative****Call for quotation**

Specify code **OPA** (Powder Coat Alternative), add cost from Versteel quotation

Powder Coat Alternative is available from Versteel. The entire RAL color reference along with hundreds of other color and finishes are available.

For Powder Coat Alternative matching, you must supply a color reference sample, or an RAL number. Versteel will review the sample for possible existing colors available and send a sample for customer approval. If no color match exists a custom match can be developed. Call Versteel Customer Service for associated upcharges on custom color development.

**Stain Finish Match**

\$996 / one time charge per finish, per order

Specify code **OSM** (Stain Finish Match), add \$996.00 list per finish, per order

Alternative Stain Finishes are available for veneer and wood edged tops.

For Stain Finish Matching you must supply two 4" x 4" finish color and grain reference samples. An expertly finish matched sample will be provided for customer approval.

**Veneer and Wood Edge Alternatives****Call for quotation**

For veneer and wood edge requirements other than the standard plain sliced Ash, Cherry, Maple and Walnut, contact Versteel Customer Service. Versteel is adept at working with a host of domestic and exotic materials. From inlays, figures, pie cuts and special edge profiles, to custom fill levels and sheens, each top is created using the best of technology and old world craftsmanship. The items you only imagined or expected to only be available from a millwork shop are now just another part of your Versteel order. Call Versteel Customer Service for availability and quotation.

**Wood Finish Alternatives****Call for quotation**

When veneer tables are required to have a finish other than the standard natural grain fill level finish appearance, semi-filled or full-filled finishes are available by requesting a quote from Versteel. Call Versteel Customer Service for availability and quotation.

**Table Top and Edge Alternatives**

Table tops and/or edges can be produced in alternative materials if desired. Contact Versteel Customer Service for pricing and availability.

**Alternate Core Construction**

Alternate core constructions are available, including medium density fiberboard (MDF), and cores that contain no urea formaldehyde. Contact Versteel Customer Service for pricing and availability.

**NOTE** CUSTOMS OR ALTERNATIVES MAY AFFECT STANDARD PRODUCTION SCHEDULES

**Adjustable Height - Pin**
**\$221 / table**

Specify code **BAP** (*Adjustable Height - Pin*), add \$221.00 list per table

Pin Adjustable height bases adjust from 27" to 32" table height in 1" increments by depressing the spring loaded pins in each column.


**Alternate Table Height 32" and Under**
**\$100 / table**

Specify code **BAH** (*Alternate Height 32" and under*), indicate desired table height (32" or less), add \$100.00 list per table

Suggested typing height table is 26 3/4"  
 Suggested wheelchair height table is 32"  
 Suggested stand up height table is 42"

**NOTE** FOR OTHER TABLE HEIGHT REQUIREMENTS CONTACT VERSTEEL CUSTOMER SERVICE FOR STRUCTURAL DETAILS, PRICING AND AVAILABILITY

**Casters - Dual Hard Wheel**
**\$171 / table**

Specify code **CAS55** (*Casters - Dual Hard Wheel*), add \$171.00 list per table

Dual Hard Wheel, black, 2" diameter, standard locking casters are available for most base styles. Each is fitted into a reinforced caster receiver and must be specified at time of order. Caster option does not change the overall height of the table. See individual product pages for availability and ordering code.


**Mix - Dual Hard Wheel Casters & Glides**
**\$163 / table**

Specify code **BMD** (*Mix - Dual Hard Wheel Casters & Glides*), add \$163.00 list per table

Tables can be specified with dual hard wheel, black, 2" diameter, standard locking casters on half of the table, with glides on the other half. Each caster is fitted into a reinforced receiver and must be specified at time of order. Mix option does not change the overall height of the table.

**Casters - Dual Soft Wheel**
**\$171 / table**

Specify code **CAS57** (*Casters - Dual Soft Wheel*), add \$171.00 list per table

Dual Soft Wheel, black, 2" diameter, standard locking casters are available for most base styles. Each is fitted into a reinforced caster receiver and must be specified at time of order. Caster option does not change the overall height of the table. See individual product pages for availability and ordering code.


**Self-Leveling Glides**
**\$49 / table**

Specify code **GLD04** (*Self-Leveling Glides*), add \$49.00 list per table

Self-Leveling Glides replace standard glides. This option allows the table to automatically compensate up to 1/2" for floors that are not level. Self-leveling glides increase overall table height by 3/4". See individual product pages for availability.


**Table Floor Mount**
**\$57 / table**

Specify code **AFB** (*Table Floor Mount Bracket Set*), add \$57.00 list per table

Bracket to slip over the standard table glide and fasten to the floor with fasteners supplied by the installer. Set of four (4) brackets will securely mount the table to the floor to prevent movement.



**NOTE** NOT AVAILABLE ON BASES WITH CASTERS OR SELF-LEVELING GLIDES

**Assembled Folding Table**
**\$77 / table**

Specify code **BAF** (*Assembled Folding Table*), add \$77.00 list per table

Folding bases can be attached to tops at the factory





**Top Custom Cutout****\$120 / cutout**

Specify code **TCC** (*Top Custom Cutout*), add \$120.00 list per cutout

Top Custom Cutout requires a drawing for production and is subject to approvals.

**Leash - Wavelink Table Link****\$133 / table**

Specify code **TWL** (*Wavelink Table Leash*), add \$133 list per table

The Leash table link is a casual, quick link that simply holds the tables in position to each other. The Leash is mounted to the W2 bases, rotating from under the table top to latch into the adjacent table leg Leash.



Available on all linkable Wavelink tables, see pricing pages for availability. When linking tables with clipped inside corners, such as fins and curls, the leash will not work on the legs closest to the center. It will however work on the legs closest to the user. Contact Versteel Customer Service with all linking concerns.










**NOTE** CANNOT BE FIELD INSTALLED



**Questions?**

800 876 2120






**Quickship Program Product**  
For Quickship specification details,  
visit [www.versteel.com/quickship](http://www.versteel.com/quickship)

| top ><br>edge >       | Laminate<br>PVC   | Laminate<br>T-Mold  | Laminate<br>Wood   | Laminate<br>Soft PVC  | Laminate<br>1 1/2" Wood   | Laminate<br>1 1/2" Wood   |      |      |      |
|-----------------------|---|---|--|---|---|---|------|------|------|
| edge ordering code >  | Flat<br><br><b>LP1R LP2R</b>     | Convex<br><br><b>LT2</b> | Flat<br><br><b>LW1R LW2R</b>     | Bumper<br><br><b>LB1R LB2R</b> | Square<br><br><b>LWS1 LWS2</b> | Bullnose<br><br><b>LWB1 LWB2</b> |      |      |      |
| top thickness >       | 7/8" 1 1/4"   | 1 1/4"  | 7/8" 1 1/4"  | 7/8" 1 1/4"   | 7/8" 1 1/4"   | 7/8" 1 1/4"   |      |      |      |
| edge ordering code >  | Fluted<br><br><b>LPF1R LPF2R</b> |   | Fluted<br><br><b>LWF1R LWF2R</b> |   | Fluted<br><br><b>LWF1 LWF2</b> |   |      |      |      |
| top thickness >       | 7/8" 1 1/4"   |   | 7/8" 1 1/4"  |   | 7/8" 1 1/4"   |   |      |      |      |
| top thickness price > | 7/8" 1 1/4"   | 1 1/4"  | 7/8" 1 1/4"  | 1 1/4"  | 7/8" 1 1/4"   | 1 1/4"  |      |      |      |
| Base Style            | Table Description   | Model #   | Product Wt   | 883   | 900   | 1372  | 1391 | 1700 | 1722 |
| W2                    | 36 Fix  | <b>WAW2 36RDFX</b>  | ≡OS 45   | 1180  | 1201  | 1783  | 1803 | 2186 | 2207 |
|                       | 42 Fix  | <b>WAW2 42RDFX</b>  | ≡OS 57   | 1313  | 1336  | 1937  | 1956 | 2353 | 2377 |
|                       | 48 Fix  | <b>WAW2 48RDFX</b>  | ≡OS 72   |   | 1711  |   | 2570 |      | 3144 |
|                       | 54 Fix  | <b>WAW2 54RDFX</b>  | ≡OS 88   |   | 2009  |   | 2813 |      | 3354 |
|                       | 54 Fold   | <b>WAW2 54RDFD</b>  | ≡OS 98   |   | 1942  |   | 2745 |      | 3286 |
|                       | 60 Fix  | <b>WAW2 60RDFX</b>  | ≡OS 106  |   | 2146  |   | 3003 |      | 3575 |
|                       | 60 Fold   | <b>WAW2 60RDFD</b>  | ≡OS 116  |   |   |   |      |      |      |

**To Order, Specify...**

- 1 Model Number
- 2 Top Material
- 3 Edge Style and Thickness
- 4 Edge Color
- 5 Base Color
- 6 Additional Options



| Veneer Wood   |   | Veneer 1 1/4" Wood  |      | Veneer 1 1/4" Wood |  |
|---|---|---|------|--------------------|--|
| Flat  |   | Square  |      | Bullnose           |  |
|  |  |  |      |                    |  |
| <b>VW1R VW2R</b>  | <b>VWS1 VWS2</b>  | <b>VWB1 VWB2</b>  |      |                    |  |
| 7/8" 1 1/4"   | 7/8" 1 1/4"   | 7/8" 1 1/4"   |      |                    |  |
| Fluted  |   | Fluted  |      |                    |  |
|  |  |   |      |                    |  |
| <b>VWF1R VWF2R</b>  | <b>VWF1 VWF2</b>  |   |      |                    |  |
| 7/8" 1 1/4"   | 7/8" 1 1/4"   |   |      |                    |  |
| 7/8" 1 1/4"   | 7/8" 1 1/4"   |   |      |                    |  |
| 2332 2353   | 2551  | 2572  |      |                    |  |
| 2877 2899   | 3140  | 3159  |      |                    |  |
| 3291 3313   | 3602  | 3623  |      |                    |  |
| 4229  |   |   | 4600 |                    |  |
| 4296  |   |   | 4668 |                    |  |
| 4398  |   |   | 4829 |                    |  |
| 4829  |   |   | 5258 |                    |  |

**Base Options**

|   | <b>Code</b> | <b>Price</b> |
|---|-------------|--------------|
| Alternate Table Height 32" & Under.....       | BAH         | \$ 100       |
| Alternate Table Height 32" & Over.....        | BSP         | \$ call      |
| Adjustable Height, Pin.....                   | BAP         | \$ 221       |
| Casters (4), Dual Wheel Black Hard Wheel..... | CAS55       | \$ 171       |
| Casters (4), Dual Wheel Black Soft Wheel..... | CAS57       | \$ 171       |
| Mix, Dual Wheel Casters & Glides.....         | BMD         | \$ 163       |
| Self-Leveling Glides (4).....                 | GLD04       | \$ 49        |

**Finish Options**

|                            |        |
|----------------------------|--------|
| Chrome.....                | \$ 165 |
| Nickel.....                | \$ 223 |
| Powder Coat, Standard..... | n/c    |
| Powder Coat, Premium.....  | \$ 165 |
| Platinum.....              | \$ 488 |

**Top Options**

|                                 |     |        |
|---------------------------------|-----|--------|
| Special Laminate.....           | TSP | call   |
| Custom Cutout (per cutout)..... | TCC | \$ 120 |

**Power + Data Options**

Please reference the Power + Data Price List

**Wire Management Options**

|   |     |        |
|---|-----|--------|
| Basket, Under Top Mount.....                      | WBT | \$ 97  |
| Cable Hook Legway.....                            | WCK | \$ 119 |
| Canvas Legway.....                                | WCL | \$ 100 |
| Plastic Legway.....                               | WRL | \$ 78  |
| 1 Oval Brush Grommet, Location K.....             | WOK | \$ 97  |
| 1 Oval Brush Grommet, Provide Location Print..... | WOG | \$ 97  |
| 1 Round Grommet, Location K.....                  | WRK | \$ 76  |
| 1 Round Grommet, Provide Location Print.....      | WRG | \$ 76  |

**Accessories**

|                                    |         |         |
|------------------------------------|---------|---------|
| Table Transport.....               | ATT3054 | \$ 1855 |
| Table Floor Mount Bracket Set..... | AFB     | \$ 57   |





| Veneer Wood                        |                                    | Veneer 1 1/4" Wood |             | Veneer 1 1/4" Wood |             |
|------------------------------------|------------------------------------|--------------------|-------------|--------------------|-------------|
| Flat                               |                                    | Square             |             | Bullnose           |             |
|                                    |                                    |                    |             |                    |             |
| <b>VW1R</b><br>or<br><b>VW1S</b>   | <b>VW2R</b><br>or<br><b>VW2S</b>   | <b>VWS1</b>        | <b>VWS2</b> | <b>VWB1</b>        | <b>VWB2</b> |
| 7/8"                               | 1 1/4"                             | 7/8"               | 1 1/4"      | 7/8"               | 1 1/4"      |
| Fluted                             |                                    | Fluted             |             |                    |             |
|                                    |                                    |                    |             |                    |             |
| <b>VWF1R</b><br>or<br><b>VWF1S</b> | <b>VWF2R</b><br>or<br><b>VWF2S</b> | <b>VWF1</b>        | <b>VWF2</b> |                    |             |
| 7/8"                               | 1 1/4"                             | 7/8"               | 1 1/4"      |                    |             |
| 7/8"                               | 1 1/4"                             | 7/8"               | 1 1/4"      |                    |             |
| 2153                               | 2174                               | 2361               | 2382        |                    |             |
| 2490                               | 2512                               | 2742               | 2762        |                    |             |
| 2849                               | 2871                               | 3146               | 3166        |                    |             |
|                                    | 3325                               |                    | 3678        |                    |             |
|                                    | 3766                               |                    | 4114        |                    |             |
|                                    | 4140                               |                    | 4540        |                    |             |
|                                    | 4208                               |                    | 4612        |                    |             |

**Base Options**

|   | Code  | Price   |
|---|-------|---------|
| Alternate Table Height 32" & Under.....       | BAH   | \$ 100  |
| Alternate Table Height 32" & Over.....        | BSP   | \$ call |
| Adjustable Height, Pin.....                   | BAP   | \$ 221  |
| Casters (4), Dual Wheel Black Hard Wheel..... | CAS55 | \$ 171  |
| Casters (4), Dual Wheel Black Soft Wheel..... | CAS57 | \$ 171  |
| Mix, Dual Wheel Casters & Glides.....         | BMD   | \$ 163  |
| Self-Leveling Glides (4).....                 | GLD04 | \$ 49   |

**Finish Options**

|                            |        |
|----------------------------|--------|
| Chrome.....                | \$ 165 |
| Nickel.....                | \$ 223 |
| Powder Coat, Standard..... | n/c    |
| Powder Coat, Premium.....  | \$ 165 |
| Platinum.....              | \$ 488 |

**Top Options**

|                                 |     |        |
|---------------------------------|-----|--------|
| Leash, Table Link.....          | TWL | \$ 133 |
| Special Laminate.....           | TSP | call   |
| Custom Cutout (per cutout)..... | TCC | \$ 120 |

**Power + Data Options**

Please reference the Power + Data Price List

**Wire Management Options**

|   |     |        |
|---|-----|--------|
| Basket, Under Top Mount.....                      | WBT | \$ 97  |
| Cable Hook Legway.....                            | WCK | \$ 119 |
| Canvas Legway.....                                | WCL | \$ 100 |
| Plastic Legway.....                               | WRL | \$ 78  |
| 1 Oval Brush Grommet, Location K.....             | WOK | \$ 97  |
| 1 Oval Brush Grommet, Provide Location Print..... | WOG | \$ 97  |
| 1 Round Grommet, Location K.....                  | WRK | \$ 76  |
| 1 Round Grommet, Provide Location Print.....      | WRG | \$ 76  |

**Accessories**

|                                    |         |         |
|------------------------------------|---------|---------|
| Table Transport.....               | ATT3054 | \$ 1855 |
| Table Floor Mount Bracket Set..... | AFB     | \$ 57   |



**Questions?**










800 876 2120

**OS Quickship Program Product**  
For Quickship specification details,  
visit [www.versteel.com/quickship](http://www.versteel.com/quickship)

top >  
edge >

edge ordering code (radius corner) >  
or  
edge ordering code (square corner) >  
top thickness >

edge ordering code (radius corner) >  
or  
edge ordering code (square corner) >  
top thickness >  
top thickness price >






| Laminate PVC  | Laminate T-Mold   | Laminate Wood  | Laminate Soft PVC   | Laminate 1 1/2" Wood  | Laminate 1 1/2" Wood  |
|---|---|--|---|---|---|
| Flat  | Convex  | Flat   | Bumper  | Square  | Bullnose  |
|  |  |  |  |  |  |
| <b>LP1R</b><br>or<br><b>LP1S</b>  | <b>LP2R</b><br>or<br><b>LP2S</b>  | <b>LT2</b>   | <b>LW1R</b><br>or<br><b>LW1S</b>  | <b>LW2R</b><br>or<br><b>LW2S</b>  | <b>LB1R</b><br>or<br><b>LB2R</b>  |
| 7/8"  | 1 1/4"  | 7/8"   | 1 1/4"  | 7/8"  | 1 1/4"  |
| <b>LWS1</b>   | <b>LWS2</b>   | <b>LWB1</b>  | <b>LWB2</b>   |   |   |
| 7/8"  | 1 1/4"  | 7/8"   | 1 1/4"  | 7/8"  | 1 1/4"  |
| Fluted  |   | Fluted   |   | Fluted  |   |
|  |   |  |   |  |   |
| <b>LPF1R</b><br>or<br><b>LPF1S</b>  | <b>LPF2R</b><br>or<br><b>LPF2S</b>  | <b>LWF1R</b><br>or<br><b>LWF1S</b>   | <b>LWF2R</b><br>or<br><b>LWF2S</b>  | <b>LWF1</b>   | <b>LWF2</b>   |
| 7/8"  | 1 1/4"  | 7/8"   | 1 1/4"  | 7/8"  | 1 1/4"  |
|   |   |  |   |   |   |
| 7/8"  | 1 1/4"  | 7/8"   | 1 1/4"  | 7/8"  | 1 1/4"  |

| Base Style | Table Description | Model #              | Product Wt |
|------------|-------------------|----------------------|------------|
| W2         | 24 x 48 Fix       | <b>WAW2 2448PIFX</b> | OS 60      |
|            | 24 x 60 Fix       | <b>WAW2 2460PIFX</b> | OS 74      |
|            | 24 x 72 Fix       | <b>WAW2 2472PIFX</b> | OS 85      |
|            | 30 x 48 Fix       | <b>WAW2 3048PIFX</b> | OS 69      |
|            | 30 x 60 Fix       | <b>WAW2 3060PIFX</b> | OS 86      |
|            | 30 x 72 Fix       | <b>WAW2 3072PIFX</b> | OS 105     |
|            | 36 x 48 Fix       | <b>WAW2 3648PIFX</b> | OS 79      |
|            | 36 x 60 Fix       | <b>WAW2 3660PIFX</b> | OS 98      |
|            | 36 x 72 Fix       | <b>WAW2 3672PIFX</b> | OS 120     |

**To Order, Specify...**

- 1 Model Number
- 2 Top Material
- 3 Edge Style and Thickness
- 4 Edge Color
- 5 Base Color
- 6 Additional Options



| Veneer Wood   |   | Veneer 1 1/4" Wood  |             | Veneer 1 1/4" Wood |             |
|---|---|---|-------------|--------------------|-------------|
| Flat  |   | Square  |             | Bullnose           |             |
|  |  |  |             |                    |             |
| <b>VW1R</b><br>or<br><b>VW1S</b>  | <b>VW2R</b><br>or<br><b>VW2S</b>  | <b>VWS1</b>   | <b>VWS2</b> | <b>VWB1</b>        | <b>VWB2</b> |
| 7/8"  | 1 1/4"  | 7/8"  | 1 1/4"      | 7/8"               | 1 1/4"      |
| Fluted  |   | Fluted  |             |                    |             |
|  |  |   |             |                    |             |
| <b>VWF1R</b><br>or<br><b>VWF1S</b>  | <b>VWF2R</b><br>or<br><b>VWF2S</b>  | <b>VWF1</b>   | <b>VWF2</b> |                    |             |
| 7/8"  | 1 1/4"  | 7/8"  | 1 1/4"      |                    |             |
| 7/8"  | 1 1/4"  | 7/8"  | 1 1/4"      |                    |             |
| 1990  | 2011  | 2155  | 2176        |                    |             |
| 2194  | 2217  | 2384  | 2404        |                    |             |
| 2384  | 2404  | 2593  | 2614        |                    |             |
| 2190  | 2213  | 2380  | 2403        |                    |             |
| 2422  | 2444  | 2636  | 2654        |                    |             |
| 2701  | 2723  | 2944  | 2967        |                    |             |
| 2761  | 2698  | 2946  | 2969        |                    |             |
| 2836  | 2856  | 3122  | 3143        |                    |             |
| 3156  | 3178  | 3483  | 3503        |                    |             |

**Base Options**

|   | Code  | Price   |
|---|-------|---------|
| Alternate Table Height 32" & Under.....       | BAH   | \$ 100  |
| Alternate Table Height 32" & Over.....        | BSP   | \$ call |
| Adjustable Height, Pin.....                   | BAP   | \$ 221  |
| Casters (4), Dual Wheel Black Hard Wheel..... | CAS55 | \$ 171  |
| Casters (4), Dual Wheel Black Soft Wheel..... | CAS57 | \$ 171  |
| Mix, Dual Wheel Casters & Glides.....         | BMD   | \$ 163  |
| Self-Leveling Glides (4).....                 | GLD04 | \$ 49   |

**Finish Options**

|                            |        |
|----------------------------|--------|
| Chrome.....                | \$ 165 |
| Nickel.....                | \$ 223 |
| Powder Coat, Standard..... | n/c    |
| Powder Coat, Premium.....  | \$ 165 |
| Platinum.....              | \$ 488 |

**Top Options**

|                                 |     |        |
|---------------------------------|-----|--------|
| Leash, Table Link.....          | TWL | \$ 133 |
| Special Laminate.....           | TSP | call   |
| Custom Cutout (per cutout)..... | TCC | \$ 120 |

**Power + Data Options**

Please reference the Power + Data Price List

**Wire Management Options**

|   |     |        |
|---|-----|--------|
| Basket, Under Top Mount.....                      | WBT | \$ 97  |
| Plastic Runner, Under Top Mount.....              | WRT | \$ 165 |
| Cable Hook Legway.....                            | WCK | \$ 119 |
| Canvas Legway.....                                | WCL | \$ 100 |
| Plastic Legway.....                               | WRL | \$ 78  |
| 1 Oval Brush Grommet, Location A.....             | WOA | \$ 97  |
| 2 Oval Brush Grommets, Location D.....            | WOD | \$ 194 |
| 1 Oval Brush Grommet, Provide Location Print..... | WOG | \$ 97  |
| 1 Round Grommet, Location A.....                  | WRA | \$ 76  |
| 2 Round Grommets, Location D.....                 | WRD | \$ 152 |
| 1 Round Grommet, Provide Location Print.....      | WRG | \$ 76  |

**Accessories**

|  |          |        |
|--|----------|--------|
| Keyboard Platform w/Mouse Surface..... | AKP27M   | \$ 760 |
| CPU Holder (3" - 9" adjustment).....   | ACPU3-9F | \$ 237 |
| CPU Holder (5" - 8" adjustment).....   | ACPU5-8F | \$ 155 |
| CPU Holder (3" - 5" adjustment).....   | ACPU3F   | \$ 155 |
| Table Floor Mount Bracket Set.....     | AFB      | \$ 57  |



**Questions?**

800 876 2120

top >  
edge >

edge ordering code (radius corner) >  
or  
edge ordering code (square corner) >  
top thickness >

edge ordering code (radius corner) >  
or  
edge ordering code (square corner) >  
top thickness >  
top thickness price >

| Laminate PVC   | Laminate T-Mold | Laminate Wood  | Laminate Soft PVC          | Laminate 1 1/4" Wood       |
|--|-----------------|--|----------------------------|----------------------------|
| Flat   | Convex          | Flat   | Bumper                     | Square                     |
|  |                 |  |                            |                            |
| <b>LP1R</b> or <b>LP2R</b><br><b>LP1S</b> or <b>LP2S</b>     | <b>LT2</b>      | <b>LW1R</b> or <b>LW2R</b><br><b>LW1S</b> or <b>LW2S</b>     | <b>LB1R</b> or <b>LB2R</b> | <b>LWS1</b> or <b>LWS2</b> |
| 7/8" or 1 1/4"   | 1 1/4"          | 7/8" or 1 1/4"   | 7/8" or 1 1/4"             | 7/8" or 1 1/4"             |
| Fluted   |                 | Fluted   |                            | Fluted                     |
|  |                 |  |                            |                            |
| <b>LPF1R</b> or <b>LPF2R</b><br><b>LPF1S</b> or <b>LPF2S</b> |                 | <b>LWF1R</b> or <b>LWF2R</b><br><b>LWF1S</b> or <b>LWF2S</b> |                            | <b>LWF1</b> or <b>LWF2</b> |
| 7/8" or 1 1/4"   |                 | 7/8" or 1 1/4"   |                            | 7/8" or 1 1/4"             |
| 7/8"   | 1 1/4"          | 7/8"   | 1 1/4"                     | 7/8" 1 1/4"                |
|  |                 |  |                            | 1582 1603                  |
|  |                 |  |                            | 1805 1825                  |
|  |                 |  |                            | 2027 2050                  |
|  |                 |  |                            | 1708 1727                  |
|  |                 |  |                            | 1957 1979                  |
|  |                 |  |                            | 2195 2215                  |
|  |                 |  |                            | 2066 2089                  |
|  |                 |  |                            | 2226 2244                  |
|  |                 |  |                            | 2413 2433                  |





| Base Style | Table Description | Model #              | Product Wt |
|------------|-------------------|----------------------|------------|
| W2         | 22 x 48 Fix       | <b>WAW2 2248PIFX</b> | 60         |
|            | 22 x 60 Fix       | <b>WAW2 2260PIFX</b> | 74         |
|            | 22 x 72 Fix       | <b>WAW2 2272PIFX</b> | 91         |
|            | 28 x 48 Fix       | <b>WAW2 2848PIFX</b> | 77         |
|            | 28 x 60 Fix       | <b>WAW2 2860PIFX</b> | 86         |
|            | 28 x 72 Fix       | <b>WAW2 2872PIFX</b> | 99         |
|            | 34 x 48 Fix       | <b>WAW2 3448PIFX</b> | 75         |
|            | 34 x 60 Fix       | <b>WAW2 3460PIFX</b> | 93         |
|            | 34 x 72 Fix       | <b>WAW2 3472PIFX</b> | 114        |

**To Order, Specify...**

- 1 Model Number
- 2 Top Material
- 3 Edge Style and Thickness
- 4 Edge Color
- 5 Base Color
- 6 Additional Options





| Veneer Wood   |   | Veneer 1 1/4" Wood |  |
|---|---|--------------------|--|
| Flat  |   | Square             |  |
|  |  |                    |  |
| <b>VW1R</b> <b>VW2R</b><br>or<br><b>VW1S</b> <b>VW2S</b><br>7/8" 1 1/4"           | <b>VWS1</b> <b>VWS2</b><br>7/8" 1 1/4"  |                    |  |
| Fluted  |   | Fluted             |  |
|  |  |                    |  |
| <b>VWF1R</b> <b>VWF2R</b><br>or<br><b>VWF1S</b> <b>VWF2S</b><br>7/8" 1 1/4"       | <b>VWF1</b> <b>VWF2</b><br>7/8" 1 1/4"  |                    |  |
| 2009 2030   | 2176 2197   |                    |  |
| 2215 2238   | 2407 2427   |                    |  |
| 2407 2427   | 2618 2639   |                    |  |
| 2211 2234   | 2403 2426   |                    |  |
| 2445 2468   | 2661 2679   |                    |  |
| 2727 2749   | 2972 2995   |                    |  |
| 2702 2724   | 2974 2997   |                    |  |
| 2863 2884   | 3152 3174   |                    |  |
| 3186 3208   | 3517 3537   |                    |  |

**Base Options**

|   | <b>Code</b> | <b>Price</b> |
|---|-------------|--------------|
| Alternate Table Height 32" & Under.....       | BAH         | \$ 100       |
| Alternate Table Height 32" & Over.....        | BSP         | \$ call      |
| Adjustable Height, Pin.....                   | BAP         | \$ 221       |
| Casters (4), Dual Wheel Black Hard Wheel..... | CAS55       | \$ 171       |
| Casters (4), Dual Wheel Black Soft Wheel..... | CAS57       | \$ 171       |
| Mix, Dual Wheel Casters & Glides.....         | BMD         | \$ 163       |
| Self-Leveling Glides (4).....                 | GLD04       | \$ 49        |

**Finish Options**

|                            |        |
|----------------------------|--------|
| Chrome.....                | \$ 165 |
| Nickel.....                | \$ 223 |
| Powder Coat, Standard..... | n/c    |
| Powder Coat, Premium.....  | \$ 165 |
| Platinum.....              | \$ 488 |

**Top Options**

|                                 |     |        |
|---------------------------------|-----|--------|
| Leash, Table Link.....          | TWL | \$ 133 |
| Special Laminate.....           | TSP | call   |
| Custom Cutout (per cutout)..... | TCC | \$ 120 |

**Power + Data Options**

Please reference the Power + Data Price List

**Wire Management Options**

|   |     |        |
|---|-----|--------|
| Basket, Under Top Mount.....                      | WBT | \$ 97  |
| Plastic Runner, Under Top Mount.....              | WRT | \$ 165 |
| Cable Hook Legway.....                            | WCK | \$ 119 |
| Canvas Legway.....                                | WCL | \$ 100 |
| Plastic Legway.....                               | WRL | \$ 78  |
| 1 Oval Brush Grommet, Location A.....             | WOA | \$ 97  |
| 2 Oval Brush Grommets, Location D.....            | WOD | \$ 194 |
| 1 Oval Brush Grommet, Provide Location Print..... | WOG | \$ 97  |
| 1 Round Grommet, Location A.....                  | WRA | \$ 76  |
| 2 Round Grommets, Location D.....                 | WRD | \$ 152 |
| 1 Round Grommet, Provide Location Print.....      | WRG | \$ 76  |

**Accessories**

|  |          |        |
|--|----------|--------|
| Keyboard Platform w/Mouse Surface..... | AKP27M   | \$ 760 |
| CPU Holder (3" - 9" adjustment).....   | ACPU3-9F | \$ 237 |
| CPU Holder (5" - 8" adjustment).....   | ACPU5-8F | \$ 155 |
| CPU Holder (3" - 5" adjustment).....   | ACPU3F   | \$ 155 |
| Table Floor Mount Bracket Set.....     | AFB      | \$ 57  |

**Wavelink**

Tide + Surf,  
Tide + Surf for Powerlink



**VERSTEEL**

**Questions?**

800 876 2120

**OS** Quickship Program Product  
For Quickship specification details,  
visit [www.versteel.com/quickship](http://www.versteel.com/quickship)

|                       |                    |                    |                    |
|-----------------------|--------------------|--------------------|--------------------|
| top >                 | Laminate PVC       | Laminate Wood      | Veneer Wood        |
| edge >                | Flat               | Flat               | Flat               |
|                       |                    |                    |                    |
| edge ordering code >  | <b>LP1R LP2R</b>   | <b>LW1R LW2R</b>   | <b>VW1R VW2R</b>   |
| top thickness >       | 7/8" 1 1/4"        | 7/8" 1 1/4"        | 7/8" 1 1/4"        |
|                       |                    |                    |                    |
| edge ordering code >  | <b>LPF1R LPF2R</b> | <b>LWF1R LWF2R</b> | <b>VWF1R VWF2R</b> |
| top thickness >       | 7/8" 1 1/4"        | 7/8" 1 1/4"        | 7/8" 1 1/4"        |
| top thickness price > | 7/8" 1 1/4"        | 7/8" 1 1/4"        | 7/8" 1 1/4"        |

| Base Style | Table Description         | Model #              | Product Wt    | Laminate PVC |      | Laminate Wood |      | Veneer Wood |      |
|------------|---------------------------|----------------------|---------------|--------------|------|---------------|------|-------------|------|
| W2         | <b>Tide</b>               |                      |               |              |      |               |      |             |      |
|            | 24 x 48 Fix               | <b>WAW2 2448TIFX</b> | <b>OS</b> 60  | 966          | 987  | 1329          | 1351 | 2002        | 2019 |
|            | 30 x 48 Fix               | <b>WAW2 3048TIFX</b> | <b>OS</b> 78  | 1064         | 1086 | 1443          | 1463 | 2205        | 2222 |
|            | 36 x 48 Fix               | <b>WAW2 3648TIFX</b> | <b>OS</b> 77  | 1137         | 1157 | 1685          | 1707 | 2687        | 2708 |
|            | <b>Tide for Powerlink</b> |                      |               |              |      |               |      |             |      |
|            | 22 x 48 Fix               | <b>WAW2 2248TIFX</b> | 59            | 966          | 987  | 1329          | 1351 | 2002        | 2019 |
|            | 28 x 48 Fix               | <b>WAW2 2848TIFX</b> | 65            | 1064         | 1086 | 1443          | 1463 | 2205        | 2222 |
|            | 34 x 48 Fix               | <b>WAW2 3448TIFX</b> | 75            | 1137         | 1157 | 1685          | 1707 | 2687        | 2708 |
|            | <b>Surf</b>               |                      |               |              |      |               |      |             |      |
|            | 24 x 60 Fix               | <b>WAW2 2460SUFX</b> | <b>OS</b> 71  | 1044         | 1063 | 1494          | 1519 | 2217        | 2235 |
|            | 24 x 72 Fix               | <b>WAW2 2472SUFX</b> | <b>OS</b> 87  | 1198         | 1218 | 1695          | 1711 | 2403        | 2424 |
|            | 30 x 60 Fix               | <b>WAW2 3060SUFX</b> | <b>OS</b> 83  | 1140         | 1160 | 1628          | 1649 | 2440        | 2460 |
|            | 30 x 72 Fix               | <b>WAW2 3072SUFX</b> | <b>OS</b> 102 | 1232         | 1253 | 1807          | 1827 | 2722        | 2742 |
|            | 36 x 60 Fix               | <b>WAW2 3660SUFX</b> | <b>OS</b> 96  | 1237         | 1258 | 1826          | 1846 | 2854        | 2875 |
|            | 36 x 72 Fix               | <b>WAW2 3672SUFX</b> | <b>OS</b> 117 | 1288         | 1311 | 1960          | 1980 | 3175        | 3195 |
|            | <b>Surf for Powerlink</b> |                      |               |              |      |               |      |             |      |
|            | 22 x 60 Fix               | <b>WAW2 2260SUFX</b> | 69            | 1044         | 1063 | 1494          | 1519 | 2217        | 2235 |
|            | 22 x 72 Fix               | <b>WAW2 2272SUFX</b> | 85            | 1198         | 1218 | 1695          | 1711 | 2403        | 2424 |
|            | 28 x 60 Fix               | <b>WAW2 2860SUFX</b> | 80            | 1140         | 1160 | 1628          | 1649 | 2440        | 2460 |
|            | 28 x 72 Fix               | <b>WAW2 2872SUFX</b> | 98            | 1232         | 1253 | 1807          | 1827 | 2722        | 2742 |
|            | 34 x 60 Fix               | <b>WAW2 3460SUFX</b> | 93            | 1237         | 1258 | 1826          | 1846 | 2854        | 2875 |
|            | 34 x 72 Fix               | <b>WAW2 3472SUFX</b> | 114           | 1288         | 1311 | 1960          | 1980 | 3175        | 3195 |

**To Order, Specify...**

- 1 Model Number
- 2 Top Material
- 3 Edge Style and Thickness
- 4 Edge Color
- 5 Base Color
- 6 Additional Options



| <b>Base Options</b>                           | <b>Code</b> | <b>Price</b> |
|---|-------------|--------------|
| Alternate Table Height 32" & Under.....       | BAH         | \$ 100       |
| Alternate Table Height 32" & Over.....        | BSP         | \$ call      |
| Adjustable Height, Pin.....                   | BAP         | \$ 221       |
| Casters (4), Dual Wheel Black Hard Wheel..... | CAS55       | \$ 171       |
| Casters (4), Dual Wheel Black Soft Wheel..... | CAS57       | \$ 171       |
| Mix, Dual Wheel Casters & Glides.....         | BMD         | \$ 163       |
| Self-Leveling Glides (4).....                 | GLD04       | \$ 49        |

| <b>Finish Options</b>      |  |        |
|----------------------------|--|--------|
| Chrome.....                |  | \$ 165 |
| Nickel.....                |  | \$ 223 |
| Powder Coat, Standard..... |  | n/c    |
| Powder Coat, Premium.....  |  | \$ 165 |
| Platinum.....              |  | \$ 488 |

| <b>Top Options</b>              |     |        |
|---------------------------------|-----|--------|
| Leash, Table Link.....          | TWL | \$ 133 |
| Special Laminate.....           | TSP | call   |
| Custom Cutout (per cutout)..... | TCC | \$ 120 |

**Power + Data Options**  
Please reference the Power + Data Price List

| <b>Wire Management Options</b>                    |     |        |
|---|-----|--------|
| Basket, Under Top Mount.....                      | WBT | \$ 97  |
| Plastic Runner, Under Top Mount.....              | WRT | \$ 165 |
| Cable Hook Legway.....                            | WCK | \$ 119 |
| Canvas Legway.....                                | WCL | \$ 100 |
| Plastic Legway.....                               | WRL | \$ 78  |
| 1 Oval Brush Grommet, Location A.....             | WOA | \$ 97  |
| 2 Oval Brush Grommets, Location D.....            | WOD | \$ 194 |
| 1 Oval Brush Grommet, Provide Location Print..... | WOG | \$ 97  |
| 1 Round Grommet, Location A.....                  | WRA | \$ 76  |
| 2 Round Grommets, Location D.....                 | WRD | \$ 152 |
| 1 Round Grommet, Provide Location Print.....      | WRG | \$ 76  |

| <b>Accessories</b>                     |          |        |
|--|----------|--------|
| Keyboard Platform w/Mouse Surface..... | AKP27M   | \$ 760 |
| CPU Holder (3" - 9" adjustment).....   | ACPU3-9F | \$ 237 |
| CPU Holder (5" - 8" adjustment).....   | ACPU5-8F | \$ 155 |
| CPU Holder (3" - 5" adjustment).....   | ACPU3F   | \$ 155 |
| Table Floor Mount Bracket Set.....     | AFB      | \$ 57  |

**Wavelink**  
Racetrack, Oval  
+ Breaker



**VERSTEEL**

**Questions?**

800 876 2120

Quickship Program Product  
For Quickship specification details,  
visit [www.versteel.com/quickship](http://www.versteel.com/quickship)

top >  
edge >










edge ordering code >

top thickness >

edge ordering code >

top thickness >






top thickness price >

| Laminate PVC  | Laminate T-Mold   | Laminate Wood  | Laminate Soft PVC   | Laminate 1 1/2" Wood  | Laminate 1 1/2" Wood  |  |      |      |      |
|---|---|--|---|---|---|--|------|------|------|
| Flat<br>   | Convex<br> | Flat<br>   | Bumper<br> | Square<br> | Bullnose<br> |  |      |      |      |
| <b>LP1R LP2R</b>  | <b>LT2</b>  | <b>LW1R LW2R</b>   | <b>LB1R LB2R</b>  | <b>LWS1 LWS2</b>  | <b>LWB1 LWB2</b>  |  |      |      |      |
| 7/8" 1 1/4"   | 1 1/4"  | 7/8" 1 1/4"  | 7/8" 1 1/4"   | 7/8" 1 1/4"   | 7/8" 1 1/4"   |  |      |      |      |
| Fluted<br> |   | Fluted<br> |   | Fluted<br> |   |  |      |      |      |
| <b>LPF1R LPF2R</b>  |   | <b>LWF1R LWF2R</b>   |   | <b>LWF1 LWF2</b>  |   |  |      |      |      |
| 7/8" 1 1/4"   |   | 7/8" 1 1/4"  |   | 7/8" 1 1/4"   |   |  |      |      |      |
| 7/8"  | 1 1/4"  | 7/8"   | 1 1/4"  | 7/8"  | 1 1/4"  |  |      |      |      |
| <b>Base Style</b>   | <b>Table Description</b>  | <b>Model #</b>   | <b>Product Wt</b>   |   |   |  |      |      |      |
| W2  | <b>Racetrack</b>  |  |   |   |   |  |      |      |      |
|   | 36 x 72 Fix   | <b>WAW2 3672RAFX</b>   | ≠OS 110   | 1599  | 1622  | 2423                                       | 2444 | 2979 | 3002 |
|   | <b>Oval</b>   |  |   |   |   |  |      |      |      |
|   | 36 x 72 Fix   | <b>WAW2 3672OVFX</b>   | ≠OS 98  | 1710  | 1735  | 2616                                       | 2637 | 3227 | 3248 |
|   | <b>Breaker</b>  |  |   |   |   |  |      |      |      |
|   | 36 x 54 Fix   | <b>WAW2 3654BRFX LT</b>  | ≠OS 68  | 1412  | 1433  | 2231                                       | 2253 |      |      |
| 36 x 54 Fix   | <b>WAW2 3654BRFX RT</b>   | ≠OS 68   | 1412  | 1433  | 2231  | 2253                                       |      |      |      |
|   |   |  |   | Breaker top not available with T-Mold edge  |   | Breaker top not available with Bumper edge |      |      |      |

**To Order, Specify...**

- 1 Model Number
- 2 Top Material
- 3 Edge Style and Thickness
- 4 Edge Color
- 5 Base Color
- 6 Additional Options



| Veneer Wood   |   | Veneer 1 1/4" Wood  |  | Veneer 1 1/4" Wood |  |
|---|---|---|--|--------------------|--|
| Flat  |   | Square  |  | Bullnose           |  |
|  |  |  |  |                    |  |
| <b>VW1R VW2R</b>  | <b>VWS1 VWS2</b>  | <b>VWB1 VWB2</b>  |  |                    |  |
| 7/8" 1 1/4"   | 7/8" 1 1/4"   | 7/8" 1 1/4"   |  |                    |  |
| Fluted  |   | Fluted  |  |                    |  |
|  |  |   |  |                    |  |
| <b>VWF1R VWF2R</b>  | <b>VWF1 VWF2</b>  |   |  |                    |  |
| 7/8" 1 1/4"   | 7/8" 1 1/4"   |   |  |                    |  |
| 7/8" 1 1/4"   |   | 7/8" 1 1/4"   |  |                    |  |
| 4771 4791   |   | 5276  |  | 5299               |  |
| 5195 5217   |   | 5753  |  | 5774               |  |
| 4576 4599   |   |   |  |                    |  |
| 4576 4599   |   |   |  |                    |  |

**Base Options**

|   | Code  | Price   |
|---|-------|---------|
| Alternate Table Height 32" & Under.....       | BAH   | \$ 100  |
| Alternate Table Height 32" & Over.....        | BSP   | \$ call |
| Adjustable Height, Pin.....                   | BAP   | \$ 221  |
| Casters (4), Dual Wheel Black Hard Wheel..... | CAS55 | \$ 171  |
| Casters (4), Dual Wheel Black Soft Wheel..... | CAS57 | \$ 171  |
| Mix, Dual Wheel Casters & Glides.....         | BMD   | \$ 163  |
| Self-Leveling Glides (4).....                 | GLD04 | \$ 49   |

**Finish Options**

|                            |        |
|----------------------------|--------|
| Chrome.....                | \$ 165 |
| Nickel.....                | \$ 223 |
| Powder Coat, Standard..... | n/c    |
| Powder Coat, Premium.....  | \$ 165 |
| Platinum.....              | \$ 488 |

**Top Options**

|                                 |     |        |
|---------------------------------|-----|--------|
| Special Laminate.....           | TSP | call   |
| Custom Cutout (per cutout)..... | TCC | \$ 120 |

**Power + Data Options**

Please reference the Power + Data Price List

**Wire Management Options**

|   |     |        |
|---|-----|--------|
| Basket, Under Top Mount.....                      | WBT | \$ 97  |
| Cable Hook Legway.....                            | WCK | \$ 119 |
| Canvas Legway.....                                | WCL | \$ 100 |
| Plastic Legway.....                               | WRL | \$ 78  |
| 1 Oval Brush Grommet, Location K.....             | WOK | \$ 97  |
| 1 Oval Brush Grommet, Provide Location Print..... | WOG | \$ 97  |
| 1 Round Grommet, Location K.....                  | WRK | \$ 76  |
| 1 Round Grommet, Provide Location Print.....      | WRG | \$ 76  |

**Accessories**

|                                    |     |       |
|------------------------------------|-----|-------|
| Table Floor Mount Bracket Set..... | AFB | \$ 57 |
|------------------------------------|-----|-------|

**Wavelink**

Video Wedge, Openface, Half Round, Crossover + Vibe



**Questions?**

800 876 2120

**Quickship Program Product**  
For Quickship specification details, visit [www.versteel.com/quickship](http://www.versteel.com/quickship)

top >  
edge >

edge ordering code (radius corner) >  
or  
edge ordering code (square corner) >  
top thickness >

edge ordering code (radius corner) >  
or  
edge ordering code (square corner) >  
top thickness >

top thickness price >





| Laminate PVC                | Laminate T-Mold          | Laminate Wood          | Laminate Soft PVC        | Laminate 1 1/2" Wood        |  |      |  |      |      |      |
|-----------------------------|--------------------------|------------------------|--------------------------|-----------------------------|--|------|--|------|------|------|
| Flat                        | Convex                   | Flat                   | Bumper                   | Square                      |  |      |  |      |      |      |
|                             |                          |                        |                          |                             |  |      |  |      |      |      |
| LP1R or LP1S<br>7/8"        | LP2R or LP2S<br>1 1/4"   | LT2                    | LW1R or LW1S<br>7/8"     | LB1R or LB2R<br>7/8" 1 1/4" |  |      |  |      |      |      |
| LW2R or LW2S<br>7/8" 1 1/4" |                          |                        |                          | LWS1 or LWS2<br>7/8" 1 1/4" |  |      |  |      |      |      |
| Fluted                      |                          | Fluted                 |                          | Fluted                      |  |      |  |      |      |      |
|                             |                          |                        |                          |                             |  |      |  |      |      |      |
| LPF1R or LPF1S<br>7/8"      | LPF2R or LPF2S<br>1 1/4" | LWF1R or LWF1S<br>7/8" | LWF2R or LWF2S<br>1 1/4" | LWF1 or LWF2<br>7/8" 1 1/4" |  |      |  |      |      |      |
|                             |                          |                        |                          |                             |  |      |  |      |      |      |
| 7/8"                        | 1 1/4"                   | 7/8"                   | 1 1/4"                   | 7/8" 1 1/4"                 |  |      |  |      |      |      |
| <b>Base Style</b>           | <b>Table Description</b> | <b>Model #</b>         | <b>Product Wt</b>        |                             |  |      |  |      |      |      |
| W2                          | <b>Video Wedge</b>       |                        |                          |                             |  |      |  |      |      |      |
|                             | 24 x 48 Fix              | <b>WAW2 2448VWFX</b>   | ≅OS                      | 46                          | 1225   | 1248 | 1752   | 1774 | 2112 | 2136 |
|                             | 30 x 60 Fix              | <b>WAW2 3060VWFX</b>   | ≅OS                      | 60                          | 1428   | 1451 | 2153   | 2174 | 2644 | 2668 |
|                             | 36 x 72 Fix              | <b>WAW2 3672VWFX</b>   | ≅OS                      | 77                          | 1697   | 1721 | 2612   | 2634 | 3235 | 3255 |
|                             | <b>Openface</b>          |                        |                          |                             |  |      |  |      |      |      |
|                             | 24 x 48 Fix              | <b>WAW2 2448OPFX</b>   | ≅OS                      | 45                          | 1281   | 1304 | 1848   | 1871 |      |      |
|                             | 30 x 60 Fix              | <b>WAW2 3060OPFX</b>   | ≅OS                      | 59                          | 1502   | 1520 | 2275   | 2297 |      |      |
|                             | 36 x 72 Fix              | <b>WAW2 3672OPFX</b>   | ≅OS                      | 76                          | 1788   | 1811 | 2773   | 2795 |      |      |
|                             |                          |                        |                          |                             | Openface top not available with T-Mold edge  |      | Openface top not available with Bumper edge  |      |      |      |
|                             | <b>Half Round</b>        |                        |                          |                             |  |      |  |      |      |      |
|                             | 24 x 48 Fix              | <b>WAW2 2448HFFX</b>   | ≅OS                      | 61                          | 1057   | 1080 | 1460   | 1484 | 1741 | 1760 |
|                             | 30 x 60 Fix              | <b>WAW2 3060HFFX</b>   | ≅OS                      | 68                          | 1215   | 1233 | 1771   | 1790 | 2149 | 2170 |
|                             | 36 x 72 Fix              | <b>WAW2 3672HFFX</b>   | ≅OS                      | 89                          | 1421   | 1442 | 2124   | 2146 | 2598 | 2621 |
|                             | <b>Crossover</b>         |                        |                          |                             |  |      |  |      |      |      |
|                             | 24 x 48 Fix              | <b>WAW2 2448COFX</b>   | ≅OS                      | 42                          | 1077   | 1099 | 1482   | 1503 |      |      |
|                             |                          |                        |                          |                             | Crossover top not available with T-Mold edge |      | Crossover top not available with Bumper edge |      |      |      |
|                             | <b>Vibe</b>              |                        |                          |                             |  |      |  |      |      |      |
|                             | 30 x 60 Fix              | <b>WAW2 3060VIFX</b>   | ≅OS                      | 69                          | 1243   | 1263 | 1800   | 1817 |      |      |
|                             |                          |                        |                          |                             | Vibe top not available with T-Mold edge      |      | Vibe top not available with Bumper edge      |      |      |      |

**Note:** Please refer to page 12 in the All Tables Price List for the standard laminate/grain direction on these tops

**To Order, Specify...**

- 1 Model Number
- 2 Top Material
- 3 Edge Style and Thickness
- 4 Edge Color
- 5 Base Color
- 6 Additional Options



| Veneer Wood   |   | Veneer 1 1/4" Wood |             |
|---|---|--------------------|-------------|
| Flat  |   | Square             |             |
|  |  |                    |             |
| <b>VW1R</b> or <b>VW1S</b>  | <b>VW2R</b> or <b>VW2S</b>  | <b>VWS1</b>        | <b>VWS2</b> |
| 7/8"  | 1 1/4"  | 7/8"               | 1 1/4"      |
| Fluted  |   | Fluted             |             |
|  |  |                    |             |
| <b>VWF1R</b> or <b>VWF1S</b>  | <b>VWF2R</b> or <b>VWF2S</b>  | <b>VWF1</b>        | <b>VWF2</b> |
| 7/8"  | 1 1/4"  | 7/8"               | 1 1/4"      |
|   |   | 7/8"               | 1 1/4"      |
| 2807  | 2829  |                    |             |
| 3349  | 3372  |                    |             |
| 4026  | 4049  |                    |             |
| 2985  | 3009  |                    |             |
| 3571  | 3591  |                    |             |
| 4295  | 4315  |                    |             |
| 2275  | 2295  | 2472               | 2492        |
| 2692  | 2713  | 2935               | 2956        |
| 3210  | 3231  | 3509               | 3529        |
| 2292  | 2314  |                    |             |
| 2723  | 2744  |                    |             |

**Base Options**

|   | <b>Code</b>  | <b>Price</b> |
|---|--------------|--------------|
| Alternate Table Height 32" & Under.....       | <b>BAH</b>   | \$ 100       |
| Alternate Table Height 32" & Over.....        | <b>BSP</b>   | \$ call      |
| Adjustable Height, Pin.....                   | <b>BAP</b>   | \$ 221       |
| Casters (4), Dual Wheel Black Hard Wheel..... | <b>CAS55</b> | \$ 171       |
| Casters (4), Dual Wheel Black Soft Wheel..... | <b>CAS57</b> | \$ 171       |
| Mix, Dual Wheel Casters & Glides.....         | <b>BMD</b>   | \$ 163       |
| Self-Leveling Glides (4).....                 | <b>GLD04</b> | \$ 49        |

**Finish Options**

|                            |        |
|----------------------------|--------|
| Chrome.....                | \$ 165 |
| Nickel.....                | \$ 223 |
| Powder Coat, Standard..... | n/c    |
| Powder Coat, Premium.....  | \$ 165 |
| Platinum.....              | \$ 488 |

**Top Options**

|                                 |            |        |
|---------------------------------|------------|--------|
| Leash, Table Link.....          | <b>TWL</b> | \$ 133 |
| Special Laminate.....           | <b>TSP</b> | call   |
| Custom Cutout (per cutout)..... | <b>TCC</b> | \$ 120 |

**Power + Data Options**

Please reference the Power + Data Price List

**Wire Management Options**

|   |            |        |
|---|------------|--------|
| Basket, Under Top Mount.....                      | <b>WBT</b> | \$ 97  |
| Cable Hook Legway.....                            | <b>WCK</b> | \$ 119 |
| Canvas Legway.....                                | <b>WCL</b> | \$ 100 |
| Plastic Legway.....                               | <b>WRL</b> | \$ 78  |
| 1 Oval Brush Grommet, Provide Location Print..... | <b>WOG</b> | \$ 97  |
| 1 Round Grommet, Provide Location Print.....      | <b>WRG</b> | \$ 76  |

**Accessories**

|                                    |            |       |
|------------------------------------|------------|-------|
| Table Floor Mount Bracket Set..... | <b>AFB</b> | \$ 57 |
|------------------------------------|------------|-------|

**Wavelink**

Quarter Round, Wedge + Fin,  
Quarter Round, Wedge + Fin for Powerlink



**Questions?**

800 876 2120

**OS** Quickship Program Product  
For Quickship specification details,  
visit [www.versteel.com/quickship](http://www.versteel.com/quickship)

edge ordering code (radius corner) >  
or  
edge ordering code (square corner) >  
top thickness >

edge ordering code (radius corner) >  
or  
edge ordering code (square corner) >  
top thickness >

top >  
edge >

| Laminate PVC                 | Laminate T-Mold              | Laminate Wood                  | Laminate Soft PVC          | Laminate 1 1/2" Wood           |
|------------------------------|------------------------------|--------------------------------|----------------------------|--------------------------------|
| Flat                         | Convex                       | Flat                           | Bumper                     | Square                         |
|                              |                              |                                |                            |                                |
| LP1R<br>or<br>LP1S<br>7/8"   | LP2R<br>or<br>LP2S<br>1 1/4" | LT2                            | LW1R<br>or<br>LW1S<br>7/8" | LB1R<br>or<br>LB2R<br>1 1/4"   |
| LW2R<br>or<br>LW2S<br>1 1/4" |                              |                                |                            | LWS1<br>7/8"                   |
|                              |                              |                                |                            | LWS2<br>1 1/4"                 |
| Fluted                       |                              | Fluted                         |                            | Fluted                         |
|                              |                              |                                |                            |                                |
| LPF1R<br>or<br>LPF1S<br>7/8" |                              | LPF2R<br>or<br>LPF2S<br>1 1/4" |                            | LWF1R<br>or<br>LWF1S<br>7/8"   |
|                              |                              |                                |                            | LWF2R<br>or<br>LWF2S<br>1 1/4" |
|                              |                              |                                |                            | LWF1<br>7/8"                   |
|                              |                              |                                |                            | LWF2<br>1 1/4"                 |
|                              |                              |                                |                            |                                |

| Base Style | Table Description                  | Model #        | Product Wt |
|------------|------------------------------------|----------------|------------|
| W2         | <b>Quarter Round</b>               |                |            |
|            | 24 Fix                             | WAW2 24QRFX    | OS 30      |
|            | 30 Fix                             | WAW2 30QRFX    | OS 39      |
|            | 36 Fix                             | WAW2 36QRFX    | OS 50      |
|            | <b>Quarter Round for Powerlink</b> |                |            |
|            | 22 Fix                             | WAW2 22QRFX    | 28         |
|            | 28 Fix                             | WAW2 28QRFX    | 36         |
|            | 34 Fix                             | WAW2 34QRFX    | 46         |
|            | <b>Wedge</b>                       |                |            |
|            | 60° 30 Fix                         | WAW2 60D30WGFX | OS 30      |
|            | 60° 36 Fix                         | WAW2 60D36WGFX | OS 36      |
|            | 90° 30 Fix                         | WAW2 90D30WGFX | OS 33      |
|            | 90° 36 Fix                         | WAW2 90D36WGFX | OS 43      |
|            | <b>Wedge for Powerlink</b>         |                |            |
|            | 60° 28 Fix                         | WAW2 60D28WGFX | 28         |
|            | 60° 34 Fix                         | WAW2 60D34WGFX | 34         |
|            | 90° 28 Fix                         | WAW2 90D28WGFX | 40         |
|            | 90° 34 Fix                         | WAW2 90D34WGFX | 40         |
|            | <b>Fin</b>                         |                |            |
|            | 24 Fix                             | WAW2 24FIFX    | OS 29      |
|            | 30 Fix                             | WAW2 30FIFX    | OS 36      |
|            | 36 Fix                             | WAW2 36FIFX    | OS 46      |
|            | <b>Fin for Powerlink</b>           |                |            |
|            | 22 Fix                             | WAW2 22FIFX    | 26         |
|            | 28 Fix                             | WAW2 28FIFX    | 34         |
|            | 34 Fix                             | WAW2 34FIFX    | 42         |





**Note:** Please refer to page 12 in the All Tables Price List for the standard laminate/grain direction on these tops

**To Order, Specify...**

- 1 Model Number
- 2 Top Material
- 3 Edge Style and Thickness
- 4 Edge Color
- 5 Base Color
- 6 Additional Options





| Veneer Wood   |   | Veneer 1 1/4" Wood |  |
|---|---|--------------------|--|
| Flat  |   | Square             |  |
|  |  |                    |  |
| <b>VW1R</b> <b>VW2R</b><br>or<br><b>VW1S</b> <b>VW2S</b><br>7/8" 1 1/4"           | <b>VWS1</b> <b>VWS2</b><br>7/8" 1 1/4"  |                    |  |
| Fluted  |   | Fluted             |  |
|  |  |                    |  |
| <b>VWF1R</b> <b>VWF2R</b><br>or<br><b>VWF1S</b> <b>VWF2S</b><br>7/8" 1 1/4"       | <b>VWF1</b> <b>VWF2</b><br>7/8" 1 1/4"  |                    |  |
| 1630 1650   | 1767 1789   |                    |  |
| 1803 1826   | 1963 1984   |                    |  |
| 2002 2019   | 2182 2205   |                    |  |
| 1625 1648   |   |                    |  |
| 1800 1824   |   |                    |  |
| 1995 2017   |   |                    |  |
| 3012 3035   | 3310 3331   |                    |  |
| 3012 3035   | 3310 3331   |                    |  |
| 3012 3035   | 3310 3331   |                    |  |
| 3012 3035   | 3310 3331   |                    |  |
| 3010 3032   |   |                    |  |
| 3010 3032   |   |                    |  |
| 3010 3032   |   |                    |  |
| 3010 3032   |   |                    |  |
| 2275 2295   |   |                    |  |
| 3023 3046   |   |                    |  |
| 3023 3046   |   |                    |  |
| 2272 2292   |   |                    |  |
| 3015 3040   |   |                    |  |
| 3015 3040   |   |                    |  |

**Base Options**

|   | Code  | Price   |
|---|-------|---------|
| Alternate Table Height 32" & Under.....       | BAH   | \$ 100  |
| Alternate Table Height 32" & Over.....        | BSP   | \$ call |
| Adjustable Height, Pin.....                   | BAP   | \$ 221  |
| Casters (4), Dual Wheel Black Hard Wheel..... | CAS55 | \$ 171  |
| Casters (4), Dual Wheel Black Soft Wheel..... | CAS57 | \$ 171  |
| Mix, Dual Wheel Casters & Glides.....         | BMD   | \$ 163  |
| Self-Leveling Glides (3).....                 | GLD04 | \$ 49   |

**Finish Options**

|                            |        |
|----------------------------|--------|
| Chrome.....                | \$ 165 |
| Nickel.....                | \$ 223 |
| Powder Coat, Standard..... | n/c    |
| Powder Coat, Premium.....  | \$ 165 |
| Platinum.....              | \$ 488 |

**Top Options**

|                                 |     |        |
|---------------------------------|-----|--------|
| Leash, Table Link.....          | TWL | \$ 133 |
| Special Laminate.....           | TSP | call   |
| Custom Cutout (per cutout)..... | TCC | \$ 120 |

**Power + Data Options**

Please reference the Power + Data Price List

**Wire Management Options**

|                        |     |        |
|------------------------|-----|--------|
| Cable Hook Legway..... | WCK | \$ 119 |
| Canvas Legway.....     | WCL | \$ 100 |
| Plastic Legway.....    | WRL | \$ 78  |

**Accessories**

|                                    |     |       |
|------------------------------------|-----|-------|
| Table Floor Mount Bracket Set..... | AFB | \$ 57 |
|------------------------------------|-----|-------|

**Wavelink**

Curl, Transition + Cutback,  
Curl, Transition + Cutback for Powerlink



**Questions?**

800 876 2120

**Quickship Program Product**  
For Quickship specification details,  
visit [www.versteel.com/quickship](http://www.versteel.com/quickship)

edge ordering code (radius corner) >  
or  
edge ordering code (square corner) >  
top thickness >

edge ordering code (radius corner) >  
or  
edge ordering code (square corner) >  
top thickness >

top >  
edge >

| Laminate PVC         | Laminate T-Mold                 | Laminate Wood        | Laminate Soft PVC  | Veneer Wood                                   |      |   |      |      |      |
|----------------------|---------------------------------|----------------------|--------------------|---|------|---|------|------|------|
| Flat                 | Convex                          | Flat                 | Bumper             | Flat  |      |   |      |      |      |
|                      |                                 |                      |                    |   |      |   |      |      |      |
| LP1R<br>or<br>LP1S   | LP2R<br>or<br>LP2S              | LW1R<br>or<br>LW1S   | LB1R<br>or<br>LB2R | VW1R<br>or<br>VW1S                            |      |   |      |      |      |
| 7/8"                 | 1 1/4"                          | 7/8"                 | 7/8" 1 1/4"        | 7/8" 1 1/4"                                   |      |   |      |      |      |
| Fluted               |                                 | Fluted               |                    | Fluted  |      |   |      |      |      |
|                      |                                 |                      |                    |   |      |   |      |      |      |
| LPF1R<br>or<br>LPF1S | LPF2R<br>or<br>LPF2S            | LWF1R<br>or<br>LWF1S |                    | VWF1R<br>or<br>VWF1S                          |      |   |      |      |      |
| 7/8"                 | 1 1/4"                          | 7/8"                 |                    | 7/8" 1 1/4"                                   |      |   |      |      |      |
| 7/8"                 | 1 1/4"                          | 7/8"                 | 1 1/4"             | 7/8" 1 1/4"                                   |      |   |      |      |      |
| <b>Base Style</b>    | <b>Table Description</b>        | <b>Model #</b>       | <b>Product Wt</b>  |   |      |   |      |      |      |
|                      | <b>Curl</b>                     |                      |                    |   |      |   |      |      |      |
|                      | 30 Fix                          | <b>WAW2 30CUFX</b>   | ≅OS 49             | 1011  | 1030 | 1315  | 1339 | 1952 | 1973 |
|                      | 36 Fix                          | <b>WAW2 36CUFX</b>   | ≅OS 62             | 1084  | 1107 | 1473  | 1493 | 2149 | 2170 |
|                      |                                 |                      |                    | Curl top not available with T-Mold edge       |      | Curl top not available with Bumper edge       |      |      |      |
|                      | <b>Curl for Powerlink</b>       |                      |                    |   |      |   |      |      |      |
|                      | 28 Fix                          | <b>WAW2 28CUFX</b>   | 46                 | 1009  | 1028 | 1313  | 1332 | 1948 | 1970 |
|                      | 34 Fix                          | <b>WAW2 34CUFX</b>   | 57                 | 1080  | 1104 | 1469  | 1491 | 2146 | 2166 |
|                      |                                 |                      |                    | Curl top not available with T-Mold edge       |      | Curl top not available with Bumper edge       |      |      |      |
|                      | <b>Transition</b>               |                      |                    |   |      |   |      |      |      |
|                      | 24 x 30 Fix                     | <b>WAW2 2430TRFX</b> | ≅OS 41             | 1060  | 1080 | 1452  | 1470 | 2309 | 2327 |
|                      | 30 x 30 Fix                     | <b>WAW2 3030TRFX</b> | ≅OS 46             | 1060  | 1080 | 1452  | 1470 | 2309 | 2327 |
|                      | 36 x 30 Fix                     | <b>WAW2 3630TRFX</b> | ≅OS 29             | 1116  | 1139 | 1624  | 1644 | 2645 | 2668 |
|                      |                                 |                      |                    | Transition top not available with T-Mold edge |      | Transition top not available with Bumper edge |      |      |      |
|                      | <b>Transition for Powerlink</b> |                      |                    |   |      |   |      |      |      |
|                      | 22 x 30 Fix                     | <b>WAW2 2230TRFX</b> | 40                 | 1054  | 1074 | 1444  | 1463 | 2301 | 2320 |
|                      | 28 x 30 Fix                     | <b>WAW2 2830TRFX</b> | 44                 | 1054  | 1074 | 1444  | 1463 | 2301 | 2320 |
|                      | 34 x 30 Fix                     | <b>WAW2 3430TRFX</b> | 48                 | 1113  | 1134 | 1621  | 1640 | 2643 | 2666 |
|                      |                                 |                      |                    | Transition top not available with T-Mold edge |      | Transition top not available with Bumper edge |      |      |      |
|                      | <b>Cutback</b>                  |                      |                    |   |      |   |      |      |      |
|                      | 24 x 30 Fix                     | <b>WAW2 2430CBFX</b> | ≅OS 40             | 1069  | 1088 | 1458  | 1481 | 2316 | 2336 |
|                      | 30 x 30 Fix                     | <b>WAW2 3030CBFX</b> | ≅OS 45             | 1069  | 1088 | 1458  | 1481 | 2316 | 2336 |
|                      | 36 x 30 Fix                     | <b>WAW2 3630CBFX</b> | ≅OS 49             | 1123  | 1143 | 1631  | 1650 | 2652 | 2675 |
|                      |                                 |                      |                    | Cutback top not available with T-Mold edge    |      | Cutback top not available with Bumper edge    |      |      |      |
|                      | <b>Cutback for Powerlink</b>    |                      |                    |   |      |   |      |      |      |
|                      | 22 x 30 Fix                     | <b>WAW2 2230CBFX</b> | 39                 | 1064  | 1086 | 1455  | 1478 | 2313 | 2332 |
|                      | 28 x 30 Fix                     | <b>WAW2 2830CBFX</b> | 43                 | 1064  | 1086 | 1455  | 1478 | 2313 | 2332 |
|                      | 34 x 30 Fix                     | <b>WAW2 3430CBFX</b> | 47                 | 1120  | 1141 | 1628  | 1648 | 2650 | 2673 |
|                      |                                 |                      |                    | Cutback top not available with T-Mold edge    |      | Cutback top not available with Bumper edge    |      |      |      |

**Note:** Please refer to page 12 in the All Tables Price List for the standard laminate/grain direction on these tops

**To Order, Specify...**

- 1 Model Number
- 2 Top Material
- 3 Edge Style and Thickness
- 4 Edge Color
- 5 Base Color
- 6 Additional Options



| <b>Base Options</b>                           | <b>Code</b> | <b>Price</b> |
|---|-------------|--------------|
| Alternate Table Height 32" & Under.....       | BAH         | \$ 100       |
| Alternate Table Height 32" & Over.....        | BSP         | \$ call      |
| Adjustable Height, Pin.....                   | BAP         | \$ 221       |
| Casters (4), Dual Wheel Black Hard Wheel..... | CAS55       | \$ 171       |
| Casters (4), Dual Wheel Black Soft Wheel..... | CAS57       | \$ 171       |
| Mix, Dual Wheel Casters & Glides.....         | BMD         | \$ 163       |
| Self-Leveling Glides.....                     | GLD04       | \$ 49        |

| <b>Finish Options</b>      |  |        |
|----------------------------|--|--------|
| Chrome.....                |  | \$ 165 |
| Nickel.....                |  | \$ 223 |
| Powder Coat, Standard..... |  | n/c    |
| Powder Coat, Premium.....  |  | \$ 165 |
| Platinum.....              |  | \$ 488 |

| <b>Top Options</b>              |     |        |
|---------------------------------|-----|--------|
| Leash, Table Link.....          | TWL | \$ 133 |
| Special Laminate.....           | TSP | call   |
| Custom Cutout (per cutout)..... | TCC | \$ 120 |

**Power + Data Options**  
 Please reference the Power + Data Price List

| <b>Wire Management Options</b> |     |        |
|--------------------------------|-----|--------|
| Cable Hook Legway.....         | WCK | \$ 119 |
| Canvas Legway.....             | WCL | \$ 100 |
| Plastic Legway.....            | WRL | \$ 78  |

| <b>Accessories</b>                 |     |       |
|------------------------------------|-----|-------|
| Table Floor Mount Bracket Set..... | AFB | \$ 57 |

**Wavelink**

Corner + Trapezoid,  
Corner + Trapezoid for Powerlink



**Questions?**

800 876 2120

**Quickship Program Product**  
For Quickship specification details,  
visit [www.versteel.com/quickship](http://www.versteel.com/quickship)

edge ordering code (radius corner) >  
or  
edge ordering code (square corner) >  
top thickness >

edge ordering code (radius corner) >  
or  
edge ordering code (square corner) >  
top thickness >

top >  
edge >





|                   | Laminate<br>PVC                    | Laminate<br>T-Mold                 | Laminate<br>Wood                   | Laminate<br>Soft PVC               | Laminate<br>1 1/2" Wood          |                                  |                                  |        |        |      |      |
|-------------------|------------------------------------|------------------------------------|------------------------------------|------------------------------------|----------------------------------|----------------------------------|----------------------------------|--------|--------|------|------|
|                   |                                    |                                    |                                    |                                    | Flat                             | Convex                           | Flat                             | Bumper | Square |      |      |
|                   |                                    |                                    |                                    |                                    |                                  |                                  |                                  |        |        |      |      |
|                   | <b>LP1R</b><br>or<br><b>LP1S</b>   | <b>LP2R</b><br>or<br><b>LP2S</b>   | <b>LT2</b>                         | <b>LW1R</b><br>or<br><b>LW1S</b>   | <b>LW2R</b><br>or<br><b>LW2S</b> | <b>LB1R</b><br>or<br><b>LB2R</b> | <b>LWS1</b><br>or<br><b>LWS2</b> |        |        |      |      |
|                   | 7/8"                               | 1 1/4"                             | 1 1/4"                             | 7/8"                               | 1 1/4"                           | 7/8"                             | 1 1/4"                           |        |        |      |      |
|                   |                                    |                                    |                                    |                                    |                                  |                                  |                                  |        |        |      |      |
|                   | <b>LPF1R</b><br>or<br><b>LPF1S</b> | <b>LPF2R</b><br>or<br><b>LPF2S</b> | <b>LWF1R</b><br>or<br><b>LWF1S</b> | <b>LWF2R</b><br>or<br><b>LWF2S</b> |                                  | <b>LWF1</b>                      | <b>LWF2</b>                      |        |        |      |      |
|                   | 7/8"                               | 1 1/4"                             | 7/8"                               | 1 1/4"                             |                                  | 7/8"                             | 1 1/4"                           |        |        |      |      |
| <b>Base Style</b> | <b>Table Description</b>           |                                    | <b>Model #</b>                     | <b>Product Wt</b>                  |                                  |                                  |                                  |        |        |      |      |
| W2                | <b>Corner</b>                      |                                    |                                    |                                    |                                  |                                  |                                  |        |        |      |      |
|                   |                                    | 24 x 42 Fix                        | <b>WAW2 2442CRFX</b>               | <b>Quickship</b>                   | 78                               | 1421                             | 1442                             | 1991   | 2014   | 2283 | 2304 |
|                   |                                    | 30 x 48 Fix                        | <b>WAW2 3048CRFX</b>               | <b>Quickship</b>                   | 96                               | 1503                             | 1525                             | 2093   | 2124   | 2416 | 2437 |
|                   | <b>Corner for Powerlink</b>        |                                    |                                    |                                    |                                  |                                  |                                  |        |        |      |      |
|                   |                                    | 22 x 42 Fix                        | <b>WAW2 2242CRFX</b>               |                                    | 78                               | 1417                             | 1439                             | 1987   | 2009   | 2278 | 2299 |
|                   |                                    | 28 x 48 Fix                        | <b>WAW2 2848CRFX</b>               |                                    | 95                               | 1500                             | 1520                             | 2102   | 2121   | 2413 | 2436 |
|                   | <b>Trapezoid</b>                   |                                    |                                    |                                    |                                  |                                  |                                  |        |        |      |      |
|                   |                                    | 24 x 24 x 24 x 48 Fix              | <b>WAW2 2448TZFX</b>               | <b>Quickship</b>                   | 45                               | 1057                             | 1080                             | 1485   | 1506   | 1777 | 1800 |
|                   |                                    | 24 x 48 x 24 x 72 Fix              | <b>WAW2 2472TZFX</b>               | <b>Quickship</b>                   | 62                               | 1279                             | 1302                             | 1824   | 1841   | 2194 | 2215 |
|                   |                                    | 30 x 30 x 30 x 60 Fix              | <b>WAW2 3060TZFX</b>               | <b>Quickship</b>                   | 63                               | 1215                             | 1233                             | 1788   | 1808   | 2178 | 2198 |
|                   |                                    | 36 x 36 x 36 x 72 Fix              | <b>WAW2 3672TZFX</b>               | <b>Quickship</b>                   | 82                               | 1421                             | 1442                             | 2128   | 2149   | 2612 | 2633 |
|                   | <b>Trapezoid for Powerlink</b>     |                                    |                                    |                                    |                                  |                                  |                                  |        |        |      |      |
|                   |                                    | 22 x 26 x 22 x 48 Fix              | <b>WAW2 2248TZFX</b>               |                                    | 44                               | 1054                             | 1076                             | 1481   | 1503   | 1775 | 1792 |
|                   |                                    | 22 x 50 x 22 x 72 Fix              | <b>WAW2 2272TZFX</b>               |                                    | 59                               | 1276                             | 1296                             | 1920   | 1838   | 2187 | 2209 |
|                   |                                    | 28 x 32 x 28 x 60 Fix              | <b>WAW2 2860TZFX</b>               |                                    | 62                               | 1210                             | 1230                             | 1784   | 1804   | 2175 | 2194 |
|                   |                                    | 34 x 38 x 34 x 72 Fix              | <b>WAW2 3472TZFX</b>               |                                    | 78                               | 1417                             | 1439                             | 2124   | 2146   | 2607 | 2626 |

**Note:** Please refer to page 12 in the All Tables Price List for the standard laminate/grain direction on these tops

**To Order, Specify...**

- 1 Model Number
- 2 Top Material
- 3 Edge Style and Thickness
- 4 Edge Color
- 5 Base Color
- 6 Additional Options



| Veneer Wood   |   | Veneer 1 1/4" Wood |  |
|---|---|--------------------|--|
| Flat  |   | Square             |  |
|  |  |                    |  |
| <b>VW1R</b> <b>VW2R</b><br>or<br><b>VW1S</b> <b>VW2S</b><br>7/8" 1 1/4"           | <b>VWS1</b> <b>VWS2</b><br>7/8" 1 1/4"  |                    |  |
| Fluted  |   | Fluted             |  |
|  |  |                    |  |
| <b>VWF1R</b> <b>VWF2R</b><br>or<br><b>VWF1S</b> <b>VWF2S</b><br>7/8" 1 1/4"       | <b>VWF1</b> <b>VWF2</b><br>7/8" 1 1/4"  |                    |  |
| 7/8" 1 1/4"   | 7/8" 1 1/4"   |                    |  |
| 3015 3036   |   |                    |  |
| 3449 3471   |   |                    |  |
| 3013 3034   |   |                    |  |
| 3446 3469   |   |                    |  |
| 2643 2666   | 2880 2981   |                    |  |
| 3035 3057   | 3319 3479   |                    |  |
| 2924 2946   | 3195 3311   |                    |  |
| 3313 3334   | 3623 3765   |                    |  |
| 2639 2660   | 2876 2899   |                    |  |
| 3031 3052   | 3316 3337   |                    |  |
| 2921 2943   | 3190 3214   |                    |  |
| 3311 3331   | 3621 3644   |                    |  |

**Base Options**

|   | Code  | Price   |
|---|-------|---------|
| Alternate Table Height 32" & Under.....       | BAH   | \$ 100  |
| Alternate Table Height 32" & Over.....        | BSP   | \$ call |
| Adjustable Height, Pin.....                   | BAP   | \$ 221  |
| Casters (4), Dual Wheel Black Hard Wheel..... | CAS55 | \$ 171  |
| Casters (4), Dual Wheel Black Soft Wheel..... | CAS57 | \$ 171  |
| Mix, Dual Wheel Casters & Glides.....         | BMD   | \$ 163  |
| Self-Leveling Glides (4).....                 | GLD04 | \$ 49   |

**Finish Options**

|                            |        |
|----------------------------|--------|
| Chrome.....                | \$ 165 |
| Nickel.....                | \$ 223 |
| Powder Coat, Standard..... | n/c    |
| Powder Coat, Premium.....  | \$ 165 |
| Platinum.....              | \$ 488 |

**Top Options**

|                                 |     |        |
|---------------------------------|-----|--------|
| Leash, Table Link.....          | TWL | \$ 133 |
| Special Laminate.....           | TSP | call   |
| Custom Cutout (per cutout)..... | TCC | \$ 120 |

**Power + Data Options**

Please reference the Power + Data Price List

**Wire Management Options**

|   |     |        |
|---|-----|--------|
| Basket, Under Top Mount.....                      | WBT | \$ 97  |
| Cable Hook Legway.....                            | WCK | \$ 119 |
| Canvas Legway.....                                | WCL | \$ 100 |
| Plastic Legway.....                               | WRL | \$ 78  |
| 1 Oval Brush Grommet, Provide Location Print..... | WOG | \$ 97  |
| 1 Round Grommet, Provide Location Print.....      | WRG | \$ 76  |

**Accessories**

|  |          |        |
|--|----------|--------|
| Keyboard Platform w/Mouse Surface..... | AKP27M   | \$ 760 |
| CPU Holder (3" - 9" adjustment).....   | ACPU3-9F | \$ 237 |
| CPU Holder (5" - 8" adjustment).....   | ACPU5-8F | \$ 155 |
| CPU Holder (3" - 5" adjustment).....   | ACPU3F   | \$ 155 |
| Table Floor Mount Bracket Set.....     | AFB      | \$ 57  |

The Versteel seating, tables, casegoods and components listed in this catalog may be covered in whole or in part by the following active or pending patents and other patents pending in the United States or Canada:

**U.S. Active or Pending Patents:** 7,509,914; 7,794,016; 7,849,804; 7,850,241; 8,122,837; 8,297,208; 8,869,715; 9800037; 10,213,015; 11,432,645; 11,497,306; 18/159,130.

**U.S. Design Patents:** D612,164; D626,767; D653,866; D654,282; D688,075; D786591; D792,718; D862,102; D948,259.

**Canada Active or Pending Patents:** 2,579,494; 2,600,629; 2,707,148; 2,731,261; 2,760,476; 2,922,333; 3,113,625.

**Canadian Design Patents:** 176,530; 198,325.

#### Trademarks <sup>TM</sup> <sup>®</sup>

Versteel and the Versteel logo are registered trademarks of Ditto Sales, Inc. dba Versteel in the United States, United Kingdom and Canada. Other registered trademarks of Versteel include: Aerie, Airfoil, Arvo, Brattice, Cable Coil, Cat's Paw, Catwalk, Chela and Chela designs, Companion, Curvare, Elements Conference, Elly, Entourage, Equip, GeoMetrix, Henri, Immix, Interplay, Kompis, Looksee, Model 8, ODIS, OHI, Ollie, Paces, Performance, Power Bay, Powerlink, Quanta, Rover, Rover Coaster, Rover Computer, Rover Daddy, Rover Utility, Sate, Seating in Motion, SIMON, Socius, Studio Steel, Tables in Motion, The Maker Project, Thea, TIM, TOD, Training on Demand, Troupe, Tuscany, Uno, Vela, Versteel seating logo, Versteel table logo, Wavelink and Wavelink logo, Wordplay, Zayn, Zuri.

## **BIFMA**

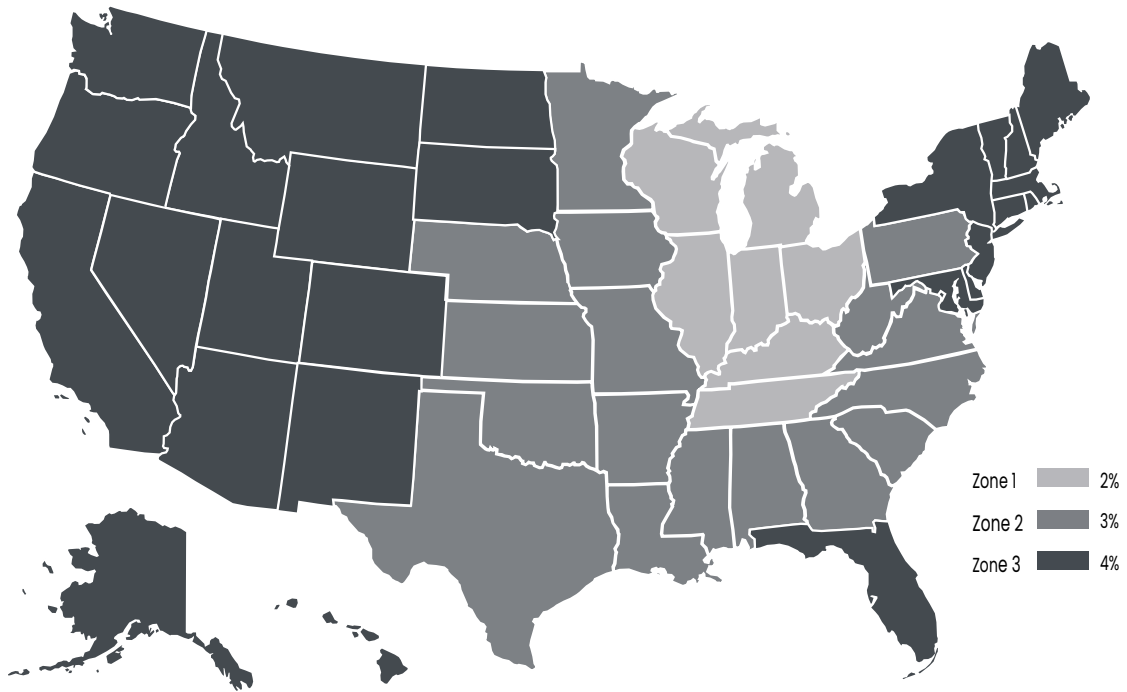
All Versteel products are constructed to pass the relevant ANSI/BIFMA standards. For more detailed specifications by series and base style, contact Versteel Customer Service at 800.876.2120.

Information regarding warranty, terms and conditions, shipping, care and maintenance, etc. can be found in the All Seating price list.

For further information about any Versteel product, please visit our website or contact a Versteel Customer Service Representative at 800.876.2020 or 813.634.2120.

All other trademarks and registered trademarks are the property of their respective owners.

Any rights not expressly granted herein are reserved.



\* Percentage rates for **Alaska** and **Hawaii** are to Port of Exit in the 48 contiguous states.

**Freight Program**

Normal delivery is on a dock-to-dock basis, F.O.B. Versteel's factory in Jasper, Indiana. Orders within the 48 contiguous United States will be assessed a freight charge based on a percentage of the total list price, or a flat rate of \$300, whichever is greater. Using the zone map above apply the appropriate percentage to the total list to determine freight cost. Special requests such as inside delivery, "call before," etc. should be noted on the customer's purchase order and are subject to additional charges. Contact Versteel Customer Service regarding freight quotes for shipments to Canada, a minimum charge of \$400 will apply.

**Oversize Shipping Fee**

Orders received for items or tops greater than 94" in length will receive a \$250 net oversized shipping fee per order. Fee not applied to orders with multi-piece tops where each section is less than 94" in length.

All prices are delivered list price effective with date printed on cover and supersedes all other published price lists. Versteel reserves the right to change prices or specifications without prior notice. Orders are accepted subject to price prevailing at time of shipment.

**versteel.com**  
Made in America  
800 876 2120