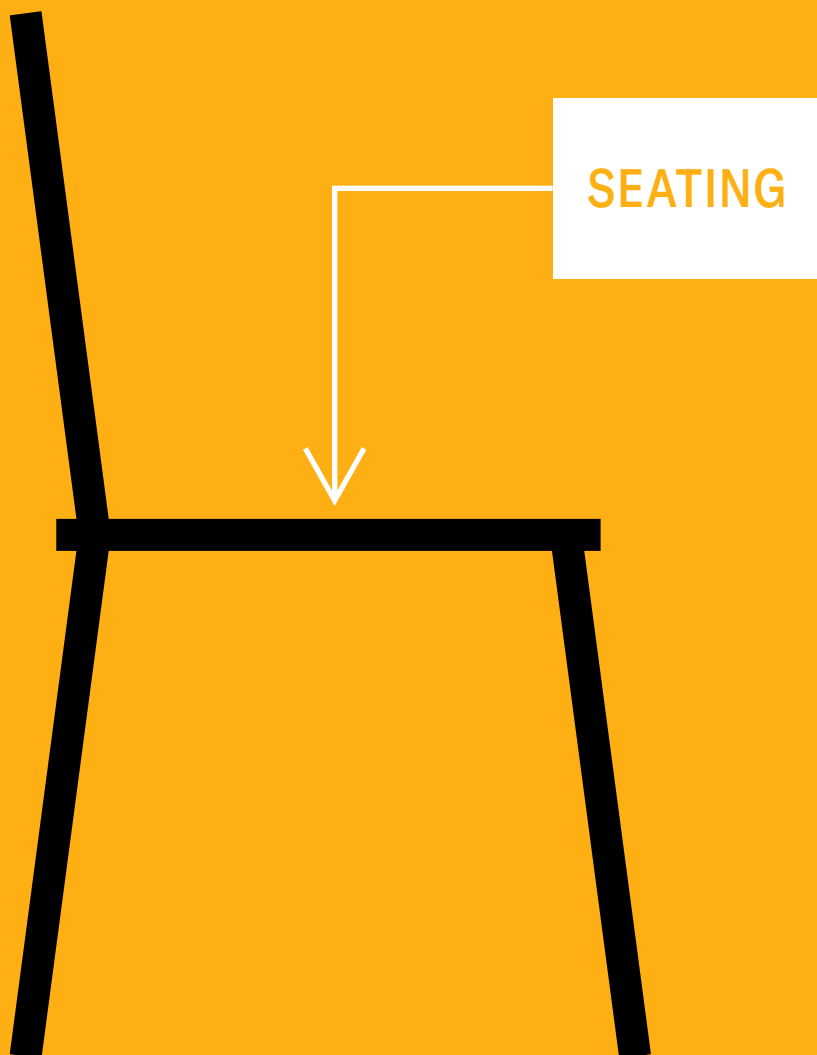


Price List

JUMP TO PRICING [CLICK HERE](#)



VERSTEEL

Product Information		Chela® Beam Seating		Eily™		Square Back Stool 24" + 29" Seat Height Armless	196
General Information	2	4-Leg Base	56	Specifications + General Information	102	Square Back Stool 24" Seat Height Arm	197
Warranty	4	Connectors	60	Upholstery + COM Information	103	Square Back Stool 29" Seat Height Arm	198
Care + Maintenance	4	Configurations	61	Planning	106	Square Back Stool 29" Seat Height Arm	199
Quickship Program	5			How to Order	108	Square Back Stool 29" Seat Height Arm	200
Upholstery + COM Information	6	Companion™		Materials + Finishes	109	Square Back X Chair Arm	201
Intellectual Properties	510	Specifications + General Information	62	Custom Charges + Alternatives	110		
Freight	511	Chair Frame + Construction	64	Options	111	OH!™	
		Upholstery + COM Information	68	Chair	112	Specifications + General Information	202
Catwalk™		How to Order	70	Two Seat	113	Upholstery + COM Information	204
Specifications + General Information	8	Materials + Finishes	71	Three Seat	114	Planning	206
Upholstery + COM Information	9	Custom Charges + Alternatives	72	Bench	115	How to Order	210
Planning	12	Options	73	Linking Tables	116	Materials + Finishes	211
How to Order	16	Accessories	74	Pull Up Table	118	Custom Charges + Alternatives	213
Materials + Finishes	17	Radius Back Chair Armless	76			Options	214
Custom Charges + Alternatives	19	Radius Back Youth Chair Armless	77	Immix®		Power Options	215
Power + Charging Options	20	Radius Back Chair Arm	78	Specifications + General Information	120	Freestanding No Back	218
Single	22	Radius Back Chair Flip-Up Tablet Arm	80	Bench Frame + Construction	122	Freestanding With Back	219
Corner	24	Radius Back Chair Retractable Tablet Arm	81	Upholstery + COM Information	124	Freestanding Ottomans	220
End	26	Radius Back Stool 24" Seat Height Armless	82	Planning	128	Freestanding Tables	222
Split Level	28	Radius Back Chair Armless	83	How to Order	136	Configurable No Back	224
Bridge	30	Radius Back Stool 24" Seat Height Armless	84	Materials + Finishes	137	Configurable With Back	225
Ottoman	32	Radius Back Stool 29" Seat Height Armless	86	Custom Charges + Alternatives	139	Configurable Tables	226
Connector Tops	33	Radius Back Stool 29" Seat Height Armless	88	Options	140	Privacy Screens Tackable	228
		Radius Back Stool 24" Seat Height Arm	88	Power/Data + Wire Management	141	Privacy Screens Acoustic	229
Chela®		Radius Back Stool 29" Seat Height Armless	89	22" Frame	142		
Specifications + General Information	34	Radius Back Stool 24" Seat Height Arm	90	33" Frame	143		
Chair Frame + Construction	36	Radius Back Stool 29" Seat Height Arm	91	44" Frame	146		
Upholstery + COM Information	40	Radius Back X Chair Arm	93	55" Frame	152		
How to Order	42	Flared Back Chair Armless	94	66" Frame	156		
Materials + Finishes	43	Flared Back Youth Chair Armless	95	Curved Radius	164		
Custom Charges + Alternatives	44	Flared Back Chair Arm	96	Curved	166		
Options + Accessories	45	Flared Back Chair Flip-Up Tablet Arm	97	Tables	167		
Guest Chair Armless + Arm	46	Flared Back Chair Retractable Tablet Arm	99	À la Carte	171		
Guest Chair Flip-Up Tablet Arm	47	Flared Back Stool 24" Seat Height Armless	101	Kompis™			
Sled Base Chair Armless + Arm	48	Flared Back Stool 29" Seat Height Armless		Specifications + General Information	178		
Sled Base Chair Flip-Up Tablet Arm	49	Flared Back Stool 24" Seat Height Arm		Chair Frame + Construction	180		
Swivel Caster Base Chair Armless + Arm	50	Flared Back Stool 29" Seat Height Armless		Upholstery + COM Information	184		
Swivel Glide Base Chair Armless + Arm	51	Flared Back Stool 24" Seat Height Arm		How to Order	186		
Sled Base Stool 24" Seat Height Armless + Arm	52	Flared Back Stool 29" Seat Height Armless		Materials + Finishes	187		
Sled Base Stool 29" Seat Height Armless + Arm	53	Flared Back Stool 24" Seat Height Arm		Custom Charges + Alternatives	188		
Swivel Caster Base Stool Armless + Arm	54	Flared Back Stool 29" Seat Height Arm		Options	189		
Swivel Glide Base Stool Armless + Arm	55	Flared Back X Chair Arm		Accessories	190		
				Square Back Chair Armless	192		
				Square Back Chair Arm	193		
				Square Back Chair Flip-Up Tablet Arm	195		

Quanta®		Sled Chair	284	Sate™		Socius™	
Specifications + General Information	240	Retractable Tablet Arm Ply Shell		Specifications + General Information	376	Specifications + General Information	426
Chair Frame + Construction	242	4-Leg Chair Retractable Tablet Arm Ply Shell	285	Chair Frame + Construction	378	Upholstery + COM Information	427
Upholstery + COM Information	246	Sled Stool - 24" Poly Shell	286	Upholstery + COM Information	382	How to Order	430
How to Order	248	4-Leg Stool - 24" Poly Shell	287	How to Order	384	Materials + Finishes	431
Materials + Finishes	249	Sled Stool - 24" Ply Shell	288	Materials + Finishes	385	Custom Charges + Alternatives	432
Custom Charges + Alternatives	250	4-Leg Stool - 24" Ply Shell	289	Custom Charges + Alternatives	386	Guest Chair Mid Back	434
Options + Accessories	251	Sled Stool (Mid Back) - 24" Ply Shell	290	Options + Accessories	387	Guest Chair High Back	435
4-Leg Base Chair Arm + Armless	252	4-Leg Stool (Mid Back) - 24" Ply Shell	291	Guest Chair Armless	388	Easy Access Chair	436
4-Leg Base Chair Flip-Up Tablet Arm	253	Sled Stool - 29" Poly Shell	292	Guest Chair Arm	389	Bariatric Chair	437
4-Leg Base Chair Retractable Tablet Arm	254	4-Leg Stool - 29" Poly Shell	293	Stool 24" Seat Height Armless + Arm	390	Tandem Chairs Guest - Mid Back	438
4-Leg Base Stool 24" Seat Height Armless + Arm	255	Sled Stool - 29" Ply Shell	294	Stool 29" Seat Height Armless + Arm	392	Tandem Chairs Guest-High Back	439
4-Leg Base Stool 29" Seat Height Armless + Arm	256	4-Leg Stool - 29" Ply Shell	295	Guest Chair Retractable Tablet Arm	394	Tandem Chairs 2 Seats	440
Swivel Base Chair Armless + Arm	257	Sled Stool (Mid Back) - 29" Ply Shell	296	Swivel Base Chair Armless	395	26" Bariatric -Mid Back	441
Apex Base Chair Armless	258	4-Leg Stool (Mid Back) - 29" Ply Shell	297	Swivel Base Chair Arm	396	Tandem Chairs 3 Seats	442
Apex Base Chair Lounge	259	4-Leg Stool (Mid Back) - 29" Ply Shell	298	Swivel Base Stool Armless + Arm	397	26" Bariatric -Mid Back	443
Swivel Disc Base Chair Gullwing Arm + Adjustable Height	260	Swivel Base Chair Poly Shell	299	Swivel Base Stool Arm	398	Tandem Chairs 3 Seats	444
Swivel Disc Base Chair Gullwing Arm + Fixed Height	261	Swivel Base Chair Ply Shell	300	SIMON®		26" Bariatric -Mid Back	444
Quanta® Max		Swivel Base Stool Poly Shell	301	Specifications + General Information	400	Tandem Chairs 3 Seats	445
Specifications + General Information	262	Swivel Base Stool (Mid Back) Ply Shell	302	Chair Frame + Construction	402	42" Bariatric -Mid Back	
Chair Frame + Construction	264	Poly Beam One Seat/One Top	304	Upholstery + COM Information	404	The Maker Project™	
Beam Frame + Construction	267	Poly Beam One Seat / Two Tops	309	How to Order	406	Specifications + General Information	446
Upholstery + COM Information	270	Poly Beam Two Seats	311	Materials + Finishes	407	Upholstery + COM Information	448
How to Order	272	Poly Beam Two Seats / One Top	318	Custom Charges + Alternatives	408	How to Order	450
Materials + Finishes	273	Poly Beam Three Seats	333	Options + Accessories	409	Materials + Finishes	451
Custom Charges + Alternatives	274	Ply Beam One Seat / One Top	340	Guest Chair Armless	410	Custom Charges + Alternatives	452
Options + Accessories	275	Ply Beam One Seat / Two Tops	345	Glides + Casters		Utility Stool	454
4-Leg Wood Base Poly Shell	276	Ply Beam Two Seats / One Top	347	Guest Chair Arm	412	Chair + Stool	455
4-Leg Wood Base Ply Shell	277	Ply Beam Three Seats	354	Glides + Casters		Bench + Cushion	456
Sled Chair Poly Shell	278	Ply Beam One Seat / One Top	369	Guest Chair Retractable Tablet Arm Right	414	Maker A Bench	457
4-Leg Chair Poly Shell	279	Ply Beam One Seat / Two Tops		Glides + Casters		Thea®	
Sled Chair Ply Shell	280	Ply Beam Two Seats		Guest Chair Retractable Tablet Arm Left	416	Specifications + General Information	458
4-Leg Chair Ply Shell	281	Ply Beam Two Seats / One Top		Glides + Casters		Upholstery + COM Information	460
Sled Chair Retractable Tablet Arm Poly Shell	282	Ply Beam Three Seats		Guest Chair Oversize Tablet Arm Right	418	How to Order	462
4-Leg Chair Retractable Tablet Arm Poly Shell	283			Glides + Casters		Materials + Finishes	463
				Guest Chair Oversize Tablet Arm Left	420	Custom Charges + Alternatives	464
				Glides + Casters		4-Leg Chair Armless	466
				Stool 24" Seat Height Armless + Arm	422		
				Stool 29" Seat Height Armless + Arm	424		

Troupe®		Sled Stool	508
Specifications + General Information	468	24" Seat Height Veneer Armless + Arm	
Upholstery + COM Information	469	4-leg Stool	509
How to Order	472	24" Seat Height Veneer Armless + Arm	
Materials + Finishes	473		
Custom Charges + Alternatives	474	Sled Stool	510
Stool	476	24" Seat Height Upholstered Armless + Arm	
Bench	477	4-leg Stool	511
		24" Seat Height Upholstered Armless + Arm	
Zayn®			
Specifications + General Information	478	Sled Stool	512
Upholstery + COM Information	480	29" Seat Height Laminate	
How to Order	482	Armless + Arm	
Materials + Finishes	483	4-leg Stool	513
Custom Charges + Alternatives	484	29" Seat Height Laminate Armless + Arm	
Options	485	Sled Stool	514
Guest Chair with Glides	486	29" Seat Height Veneer Armless + Arm	
Guest Chair with Casters	487		
Lounge Chair with Glides	488	4-leg Stool	515
Stool with Glides	489	29" Seat Height Veneer Armless + Arm	
Zuri®		Sled Stool	516
Specifications + General Information	490	29" Seat Height Upholstered Armless + Arm	
Chair Frame + Construction	492		
Upholstery + COM Information	494	4-leg Stool	517
How to Order	496	29" Seat Height Upholstered Armless + Arm	
Materials + Finishes	497		
Custom Charges + Alternatives	498		
Options + Accessories	499		
Sled Chair	500		
Laminate Armless + Arm			
4-leg Chair	501		
Laminate Armless + Arm			
Sled Chair	502		
Veneer Armless + Arm			
4-leg Chair	503		
Veneer Armless + Arm			
Sled Chair	504		
Upholstered Armless + Arm			
4-leg Chair	505		
Upholstered Armless + Arm			
Sled Stool	506		
24" Seat Height Laminate Armless + Arm			
4-leg Stool	507		
24" Seat Height Laminate Armless + Arm			

Prices

All prices are list price, effective with date printed on cover, and supersedes all other published price lists. Orders within the 48 contiguous United States will be assessed a freight charge based on a percentage of the total list price, or a flat rate of \$300, whichever is greater. A minimum charge of \$400 will apply to all shipments to Canada. Fees will be calculated using the zone map located on page 511. Normal delivery is on a dock-to-dock basis. Additional charges may apply on special requests noted on the customer's purchase order such as inside delivery, "call before," etc. Versteel reserves the right to change prices, shipping fees, or specifications without prior notice. Orders are accepted subject to price prevailing at time of shipment.

Acknowledgement

Orders are accepted, manufactured, and invoiced in accordance with the acknowledgement. Notify Versteel immediately of any discrepancies. Acknowledged orders may not be cancelled or modified without written consent from Versteel.

Orders

All orders must be received in writing, accompanied by final material and finish specifications for order entry.

Contact Versteel

Email	contact@versteel.com
Telephone	800 876 2120 812 634 2120
Fax	812 482 9318

Mailing Address

Versteel
2332 Cathy Lane
Jasper, IN 47546

Faxed orders are accepted. Duplicate orders that are received by mail (after having been faxed) and not marked "Confirmation" are the responsibility of the customer.

Telephone orders must be confirmed in writing within 24 hours, marked "Confirmation." Duplicate orders not marked "Confirmation" are the responsibility of the customer.

Credit

You are requested to enclose one bank reference and three trade references with your initial order.

Credit Cards

Versteel accepts Mastercard, Visa & AMEX credit card payment for invoiced sales. Credit card information must be presented along with the Sales Order (with a signed Credit Card Authorization Form attached). There is no cash discount extended to credit card orders. Credit cards will be charged at time of shipment. A processing fee will be applied for all credit card purchases. Processing fee will not be applied to GSA or contract orders. Versteel will not accept credit cards for payment of account balances. Credit card payment will not be accepted on orders over \$30,000.00.

Changes or Cancellation

Any change or cancellation to an order must be submitted in writing and confirmed by Versteel Customer Service before the change or cancellation is effective. Due to short lead times, any change or cancellation may result in charges if materials have entered the production process.

Shipping Schedule

All Seating 4-5 WEEKS

NOTE CHAIR ORDERS WITH COM UPHOLSTERY WILL BE SCHEDULED UPON RECEIPT OF COM UPHOLSTERY YARDAGE

Shipping

Normal delivery is on a dock-to-dock basis, F.O.B. Versteel's factory in Jasper, Indiana. Special requests such as inside delivery, "call before," etc. should be noted on the customer's purchase order and are subject to additional charges. See freight program on page 511 for shipping charges.

Chela, Companion, Kompis, Ollie, Quanta, Sate, SIMON, Socius and Zuri chairs/stools ship fully assembled. Companion Tablet Arm chairs require mounting of the tablet surface to the frame. Chela and Quanta Beam requires assembly.

Orders shipping outside of the contiguous 48 United States will have shipping quoted as a separate item.

FOB Origin, Freight Prepaid

Versteel
2332 Cathy Lane
Jasper, IN 47546

Shipping Damage Claims or Shortages

Legal title of merchandise passes to the buyer upon acceptance of the carrier. All cartons must be carefully inspected upon delivery. Visibly damaged product should not be accepted from the carrier until the damage is noted on delivery receipt. Versteel will not accept responsibility if the delivery receipt is signed as "clear". Retain any damaged goods and take photos for claim filing purposes. Details of visible damage should be noted on the delivery receipt. Shortages must be noted on the bill of lading prior to accepting the shipment.

Concealed Damage

If concealed damage is discovered, the receiver must notify the freight carrier within 5 business days from receipt of the product(s). For claim consideration the receiver must request an inspection of the damaged goods by the carrier. All damaged product and packaging should be retained and photos taken for claim filing use. Inspections must occur at the original delivery point to be considered for claim submittal. Reports of concealed damage after five business days will not be considered.

Partial Shipments

Versteel makes every attempt to ship orders complete and on schedule. However, we reserve the right to make partial shipments as product is ready, in an effort to get your order to you as quickly as possible. Invoices covering these shipments are to be paid as they become due.

Returns

No return merchandise will be accepted without Versteel's written consent and shipping instructions. Unauthorized returns will not be accepted.

Terms

Terms are 1%, 10 days, net 30 days from date of invoice.

Force Majeure

Versteel shall be excused from the duty to render timely performance of any obligation hereunder if such inability to perform is caused directly or indirectly by act of God, flood, war, riot, fire, accident, explosion, strikes or labor trouble, act of government, delay or default by a subcontractor or supplier of materials or services, transportation difficulty or delay, the existence of any circumstances making performance commercially impracticable or any other cause beyond Versteel's reasonable control. Buyer's obligation to make any payment due and owing to Versteel shall not be excused for any reason whatsoever.

Oversized Shipping Fee

Orders received for items or tops greater than 94" in length will receive a \$250 net oversized shipping fee per order. Fee not applied to orders with multi-piece tops where each section is less than 94" in length.

Warranty

All table and seating products manufactured by Versteel are guaranteed by a Lifetime Warranty against defects in materials and workmanship from the date of purchase. Products manufactured/adapted for use in a Pavilion or Pop-Up setting are covered under a three (3) year warranty against defects in materials and workmanship from date of purchase.

Electrical items manufactured by Versteel are guaranteed against defect for a period of five (5) years from date of purchase.

Electrical items not manufactured by Versteel are covered by the manufacturers under their specified warranty.

Consumables such as gas cylinders, casters and glides are covered for a period of one (1) year. Adjustable height bases with crank and counterbalanced components are covered under a two (2) year warranty. Versteel will not cover labor costs associated with replacing the casters or glides.

Wood veneer is warranted for a period of ten (10) years. Natural variations in grain, color or texture of wood should not be construed as defects under this warranty.

Versteel will replace or repair (at our discretion) without cost to our customers any item manufactured by Versteel found to be defective as a result of defective material or workmanship and is still owned by the original purchaser. We will not, however, repair any item which is not properly installed, maintained, is abused or subject to any use other than that which was originally intended. Warranty does not cover normal wear and tear of the product, which is expected over the course of ownership. In no event shall liability under this warranty exceed the original purchase price.

Pavilion and Pop-Up products must be covered and out of direct sunlight. Use location must be a minimum of 100 miles from saltwater.

Warranty on plastic laminates, solid surface materials and upholstery is not covered by Versteel but is covered by each manufacturer under their specified warranty only. All foams, fabrics and vinyls are prone to stretch and loosen over time through normal use. This natural effect, called puddling, is covered for a period of one (1) year from the date of purchase.

There are no other warranties expressed or implied.

Care of Wood Chair Parts

Clean all surfaces frequently with water-dampened soft cloth, moving the cloth with the grain direction. Quickly buff dry. Immediately remove any liquids that come in contact with wood surfaces using a blotting action to absorb liquid. Lift objects to move them. Never pull them across the finished surface.

Avoid exposing furniture to extreme heat and cold or to wide humidity variances. Avoid exposing furniture to strong sunlight. Do not use soaps, commercial cleaners or harsh solvents (nail polish remover, acetates, etc.) as they will cause finish deterioration.

Care of Laminate Surfaces and PVC Edges

Clean with a mild soap solution and rinse with clean, clear water. Wipe the entire surface, moving with the pattern and follow with a clean, dry soft cloth.

Care of Powder Coat and Nickel Frames

Clean with a mild soap solution and rinse with clean, clear water. Wipe the entire surface and follow with a clean, dry cloth to buff dry.

Care of Chrome Frames

Clean with a wet cloth or window cleaner. For scuff marks or heavy soiling, a non-abrasive automotive chrome polish can be applied as directed.

Maintenance of Mechanical Parts

Clean any lint or debris from the moving parts of the mechanisms. Do not apply lubricant. Mechanisms have been designed and tested to not require lubrication under normal conditions.

Care of Upholstery Surfaces

For Versteel standard fabrics and vinyls, consult the back of the appropriate swatch card for cleaning codes and any specific instructions. For COM materials, consult with the individual textile manufacturer for cleaning codes and any specific instructions pertaining to your particular fabric.


Care of Poly Parts

Clean with a mild soap solution and rinse with clean water. Avoid exposure to harsh or acidic solvents (nail polish remover, orange cleaner, bleach, etc.) as it will cause finish deterioration.

BIFMA

All Versteel products are constructed to pass the relevant ANSI/BIFMA standards. For more detailed specifications by series and base style, contact Versteel Customer Service at 800.876.2120.

Quickship Program

 Available on select products in the Chela, Companion, Kompis, SIMON, OHI, Quanta Max, The Maker Project and Troupe seating lines along with select products in Deci, Paces, Performance, Vela and Wavelink table lines.

The Versteel Quickship Program consists of up to 50 tables, 25 tables with modesty panels or 100 chairs in 10 working days from time of order (received by 12pm EST).

Orders must be accompanied by final material and finish specifications for order entry. They must be clearly marked "Quickship" and consist of products from the program. Quickship orders cannot be changed or cancelled, and credit approval must be acquired within 24 hours.

For additional information see Versteel.com

Standard Versteel Upholstery

Standard Versteel Upholstery offers a range of materials, from fabrics in a variety of colors and textures to vinyls for soil resistance. Please refer to Versteel's fabric cards, or the "Materials and Finishes" section of our website for reference information.

Grade-In Upholstery

Versteel has coordinated with upholstery manufacturers to simplify your order process. Many of the manufacturers' offerings have been pre-approved for application on Versteel Seating.

Contact Versteel Customer Service with your selected fabric choice to be graded in. They will supply you with the appropriate grade-in designator. On your purchase order, complete the information with the pattern name, color description and grade-in designator, and Versteel will take it from there.

Customer's Own Material

Customer's Own Materials (COM's) are not an issue on Versteel Seating. Many COM's are pre-approved for application on Versteel Seating. Call Versteel Customer Service with your COM selection to determine if it has been pre-approved. If your selection has not been pre-approved, reference the "Receiving COM Approval" section below. We will not produce products with textiles containing fire retardant materials.

Receiving COM Approval

Not all materials are suitable for upholstery on all chairs. A 12" X 12" memo sample must be supplied for approval before a COM material is accepted for an order. If the material is directional in pattern or weave, the pattern repeat (in inches) in both directions or the weave direction must be supplied.

Excess COM

Versteel will not store excess COM for more than 30 days after the order has been completed. If excess material is to be returned after order completion, send the request to Versteel Customer Service prior to acknowledge ship date. It is the customer's responsibility to arrange for the return of the material "freight collect."

COM Requiring Application Test

If an application test is required for your selected COM, send test sample material along with the following:

- Name and return address
- Chair model selected
- Sketch showing special requirements for the positioning of the material's pattern on the chair seat and chair back, if special considerations are required.

NOTE ALL UPHOLSTERIES ARE CUT UP THE ROLL TO MAXIMIZE YIELD AND WEAR PERFORMANCE

Ship COM to:

Versteel
2332 Cathy Lane
Jasper, IN 47546

COM must be shipped to the factory with transportation costs "prepaid." If material is considered defective or unusable, it will be returned "transportation collect."

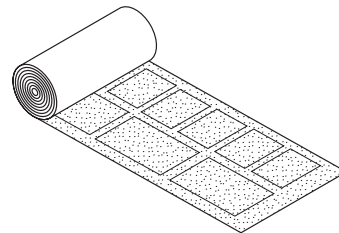
For standard lead time orders, tag fabric with purchase order number and identify with project number if possible.

Application of Directional Fabrics

Due to the upholstering process, some fabrics not considered directional by the supplier may be considered directional by Versteel.

With the exception of OH! and Zayn all COM's are cut "up the roll" unless otherwise directed by the customer (see illustration below).

EXAMPLE PATTERN CUT UP THE ROLL



If special cutting or upholstery application is required, you must indicate requirement at time of order entry.

Patterned COM Additional Yardage Guide

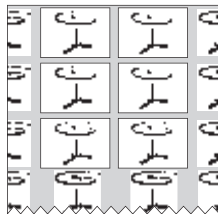
Use the guide below to aid in ordering the appropriate COM fabric when needing to match a pattern with a repeat. To use this guide, add the vertical and horizontal repeats together (e.g. a 5" vertical repeat plus an 11" horizontal repeat gives a 16" total). Then find the appropriate entry on the chart, and increase the yardage estimate by the percentage indicated.

For example: The yardage estimate is 8 yards of 54" wide fabric and the pattern has a repeat of 11" horizontal and 5" vertical. Add up the repeats (11" + 5" = 16") and find the appropriate entry - 15% in this example. Fifteen percent more fabric is required to match the pattern. 8 yards plus an extra 15% is 9.2 yards.

Fabric Width	Plain Fabric	3" - 14" Repeat	15" - 19" Repeat	20" - 27" Repeat	28" - 36" Repeat	37" - 45" Repeat	46" - 54" Repeat
54"	0%	10%	15%	20%	25%	30%	35%
50" - 52"	10%	20%	25%	30%	35%	40%	45%

Decorative Patterns

Yardage requirements are greatly affected by the size of the repeat and the print or pattern of the material. Versteel cuts all seating patterns with aesthetic concerns in mind for high quality and consistency. Refer to the COM listing for the yardage required for pattern repeat.





Catwalk is a modular soft-seating series featuring low, mid and high ledge heights that allow you to create endless configurations. Ledges may be specified in laminate, veneer or upholstery.

Features

The seat height for all catwalk units is 17 ½" tall. The unit to unit connection points for all seating models, along with same cushion dimensions, allow for easy configuration changes in the field.

Legs

Legs are 1 ¼" diameter steel tube with adjustable nylon glides.

Cat's Paw™

Every Catwalk unit is shipped with Cat's Paw linking brackets to ensure units remain connected in desired configuration. This unique design requires no tools to link units, and allows the brackets to remain on the unit when not in use.

Connector Tops

Two connector tops: rectangle and wedge may be specified to be linked to any catwalk upholstered unit. Available in laminate or veneer, these tops must be used between two units. They cannot be used at the beginning or an end of a run.

Power

If you desire USB charging the Salt unit is a perfect solution offering three different charging options. The Pepper unit is available when a power outlet is required. Additional information can be found on page 14.

Shipping Schedule

Standard Items

Fully Upholstered	4-5 WEEKS
Laminate, PVC Edge	4-5 WEEKS
Laminate, Wood Edge	4-5 WEEKS
Veneer, Wood Edge	6-8 WEEKS

Contact Versteel for special lead time requests.

BIFMA

All Versteel products are constructed to pass the relevant ANSI/BIFMA standards. For more detailed specifications by series and base style, contact Versteel Customer Service at 800.876.2120.

Additional information regarding warranty, terms and conditions, shipping, care and maintenance, etc. can be found in the All Seating price list.

Standard Versteel Upholstery

Standard Versteel Upholstery offers a range of materials, from fabrics in a variety of colors and textures to vinyls for soil resistance. Please refer to Versteel's fabric cards or the "Materials + Finishes" section of our website for information.

Grade-in Upholstery

Versteel has coordinated with upholstery manufacturers to simplify your order process. Many of the manufacturers' offerings have been pre-approved for application on Versteel Seating.

Contact Versteel Customer Service with your selected fabric choice to be graded in. You will be supplied with the appropriate grade-in designator. On your purchase order, complete the information with the pattern name, color description and grade-in designator, and Versteel will take it from there.

Customer's Own Material

Customer's Own Materials (COM's) are not an issue on Catwalk. Many COM's are pre-approved for application on Versteel Seating. Call Versteel Customer Service with your COM selection to determine if it has been pre-approved. If your selection has not been pre-approved, reference the "Receiving COM Approval" section below.

Receiving COM Approval

Not all materials are suitable for upholstery on Catwalk. A 12" x 12" memo sample must be supplied for approval before a COM material is accepted for an order. If the material is directional in pattern or weave, the pattern repeat (in inches) in both directions or the weave direction must be supplied.

Excess COM

Versteel will not store excess COM for more than 30 days after the order has been completed. If excess material is to be returned after order completion, send the request to Versteel Customer Service prior to acknowledged ship date. It is the customer's responsibility to arrange for the return of the material "freight collect."

COM Requiring Application Test

If an application test is required for your selected COM, send test sample material along with the following.

1. Name and return address
2. Model selected
3. Sketch showing special requirements for the positioning of the materials' pattern on the seat and ledge, if special considerations are required.

NOTE ALL UPHOLSTERIES ARE CUT UP THE ROLL TO MAXIMIZE YIELD AND WEAR PERFORMANCE

Ship COM to:

Versteel
2332 Cathy Lane
Jasper, IN 47546

COM must be shipped to the factory with transportation costs "prepaid." If material is considered defective or unusable, it will be returned "transportation collect."

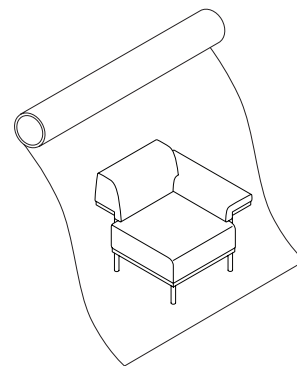
For standard lead time orders, tag fabric with purchase order number and identify with project number if possible.

Application of Directional Fabrics

Due to the upholstering process, some fabrics not considered directional by the supplier may be considered directional by Versteel.

All COM's are cut "up the roll" unless otherwise directed by the customer (see illustration below).

EXAMPLE PATTERN CUT "UP THE ROLL"



If special cutting or upholstery application is required, you must indicate requirement at time of order entry.

Catwalk COM Yardage Requirements

COM yardage requirements are calculated based on a material width of 54" and a repeat of 2" or less. For material less than 54" wide, contact Versteel for yardage requirements. Use the chart below as a guide to calculate your COM yardage. The "Same" column is for those units that are specified with the same fabric on the seat and the ledge. For quantities greater than 6, contact Versteel Customer Service for calculation of COM yardage by model.

Quantity of Units	1			2			3			4			5			6		
	Seat	Ledge	Same	Seat	Ledge	Same	Seat	Ledge	Same	Seat	Ledge	Same	Seat	Ledge	Same	Seat	Ledge	Same
Single																		
w/Ledge	2.0			3.0			4.0			5.0			6.0			6.5		
w/Low Bumper Ledge	2.0	1.0	2.0	3.0	1.5	3.5	4.0	1.5	5.0	5.0	1.5	6.0	6.0	2.0	7.0	6.5	2.5	8.0
w/Low Padded Ledge	2.0	1.0	3.0	3.0	2.0	5.0	4.0	2.0	6.0	5.0	2.5	7.5	6.0	3.0	9.0	6.5	3.5	10.0
w/Mid Padded Ledge	2.0	1.5	3.5	3.0	2.0	5.0	4.0	2.5	6.5	5.0	3.5	8.5	6.0	3.5	9.5	6.5	4.5	11.0
w/High Padded Ledge	2.0	1.5	3.5	3.0	2.5	5.5	4.0	3.0	7.0	5.0	4.0	9.0	6.0	4.5	10.5	6.5	5.5	12.0
Corner																		
w/Ledge	2.0			3.0			4.0			5.0			6.0			6.5		
w/Low Bumper Ledge	2.0	1.5	3.5	3.0	1.5	4.5	4.0	2.5	6.5	5.0	3.0	8.0	6.0	3.5	9.5	6.5	4.0	10.5
w/Low Padded Ledge	2.0	2.0	4.0	3.0	3.5	6.5	4.0	5.0	9.0	5.0	6.0	11.0	6.0	7.5	13.5	6.5	9.0	15.5
w/Mid Padded Ledge	2.0	3.0	5.0	3.0	4.5	7.5	4.0	6.0	10.0	5.0	8.0	13.0	6.0	9.5	15.5	6.5	11.0	17.5
w/High Padded Ledge	2.0	3.5	5.5	3.0	5.5	8.5	4.0	7.5	11.5	5.0	9.5	14.5	6.0	11.5	17.5	6.5	13.5	20.0
End																		
w/Low Pad Ledge + Mid Padded Ledge	2.0	2.5	4.5	3.0	3.5	6.5	4.0	5.0	9.0	5.0	5.5	10.5	6.0	7.0	13.0	6.5	8.0	14.5
w/Low Pad Ledge + High Padded Ledge	2.0	2.5	4.5	3.0	4.0	7.0	4.0	5.5	9.5	5.0	6.5	11.5	6.0	8.0	14.0	6.5	9.5	16.0
Split Level																		
w/Top	2.0			3.0			4.0			5.0			6.0			6.5		
w/Low Padded Top	2.0	2.0	4.0	3.0	3.5	6.5	4.0	4.0	8.0	5.0	5.5	10.5	6.0	5.5	11.5	6.5	7.5	14.0
w/Mid Padded Top	2.0	2.0	4.0	3.0	4.0	7.0	4.0	5.0	9.0	5.0	6.5	11.5	6.0	7.5	13.5	6.5	9.5	16.0
Bridge Models																		
w/Top	3.0			5.0			6.5			8.5			11.5			13.5		
w/Low Padded Top	3.0	2.0	5.0	5.0	3.5	8.5	6.5	4.0	10.5	8.5	5.5	14.0	11.5	5.5	17	13.5	7.5	21.0
w/Mid Padded Top	3.0	2.0	5.0	5.0	4.0	9.0	6.5	5.0	14.5	8.5	6.5	15.0	11.5	7.5	19	13.5	9.5	23.0
Ottoman																		
Seat Only	2.0			3.0			4.0			5.0			6.0			6.5		

Patterned COM Additional Yardage Guide

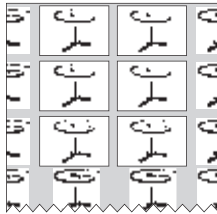
Use the guide below to aid in ordering the appropriate COM fabric when needing to match a pattern with a repeat. To use this guide, add the vertical and horizontal repeats together (e.g. a 5" vertical repeat plus an 11" horizontal repeat gives a 16" total). Then find the appropriate entry on the chart, and increase the yardage estimate by the percentage indicated.

For example: The yardage estimate is 8 yards of 54" wide fabric and the pattern has a repeat of 11" horizontal and 5" vertical. Add up the repeats (11" + 5" = 16") and find the appropriate entry - 15% in this example. Fifteen percent more fabric is required to match the pattern. 8 yards plus an extra 15% is 9.2 yards.

Fabric Width	Plain Fabric	3" - 14" Repeat	15" - 19" Repeat	20" - 27" Repeat	28" - 36" Repeat	37" - 45" Repeat	46" - 54" Repeat
54"	0%	10%	15%	20%	25%	30%	35%
50" - 52"	10%	20%	25%	30%	35%	40%	45%

Decorative Patterns

Yardage requirements are greatly affected by the size of the repeat and the print or pattern of the material. Versteel cuts all seating patterns with aesthetic concerns in mind for high quality and consistency. Refer to the COM listing for the yardage required for pattern repeat.



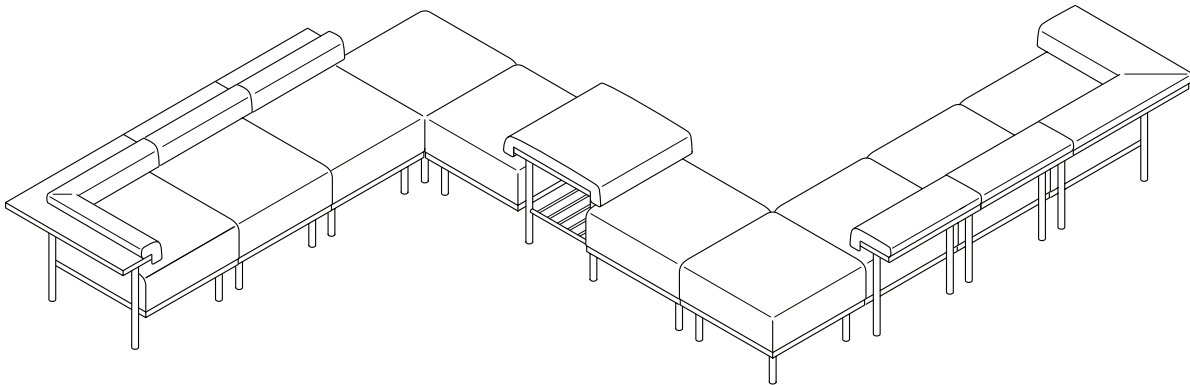
Linking Configurations

All Catwalk models can be combined to create configurations for relaxation, studying, collaboration, etc. Mix and match different ledge heights and styles along with the ottoman or one of the connector tops. When using a connector top keep in mind it must be used between non-ledge sides of two units.

Configuration Examples

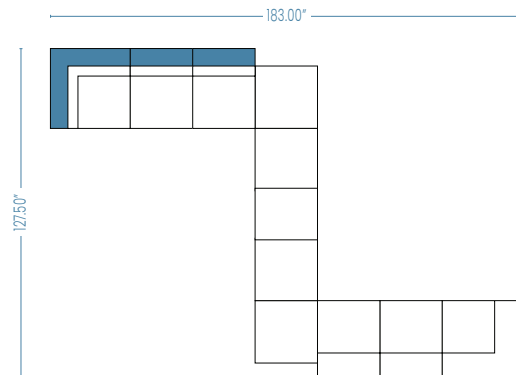
Versteel will help you with your configuration if you have concerns. Simply call Customer Service and provide the dimensions of your space and the type of configuration you desire. Like any other space planning, it is helpful to know where the power sources are, as well as windows, doors and other obstructions and proposed traffic patterns.

Shown below and on the following pages are some idea starters. Units are priced with a powder coat frame, grade 2/COM fabric, laminate ledge and PVC edge.

**Zig Zag Configuration**

- (1) CW3030 L02LP
- (2) CW2430 L02LP
- (2) CW2424
- (1) CW2466 L03P
- (2) CW2431 L03P
- (1) CW3131 L03P

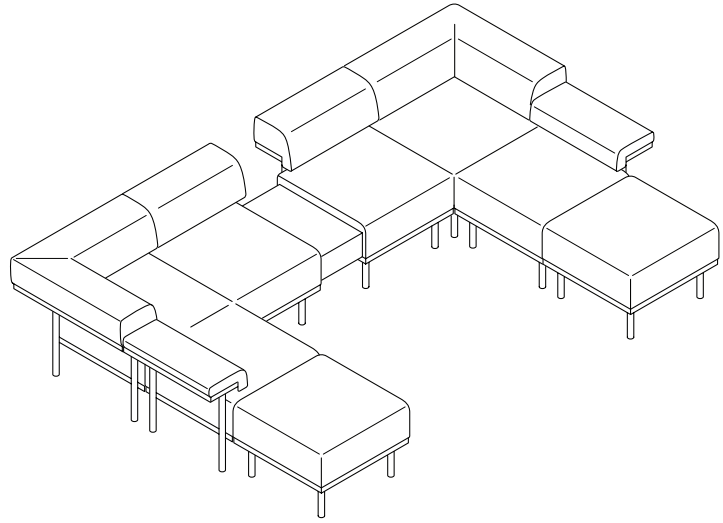
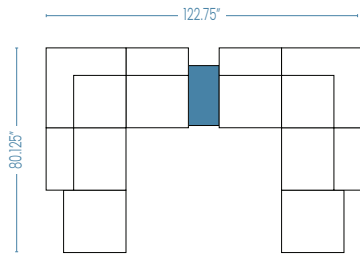
Total List: \$23,042



U Configuration

- (2) CW2424
- (2) CW2431 L03P
- (2) CW3131 M03P
- (2) CW2431 M03P
- (1) CW1223RE

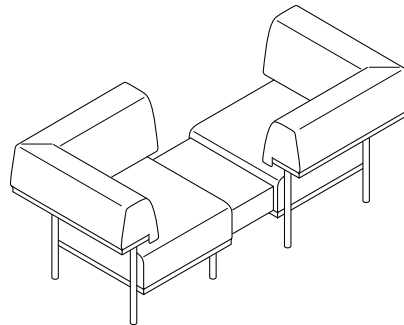
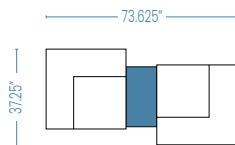
Total List: \$20,981



Conversation Configuration

- (2) CW3131 H03P
- (1) CW1223RE

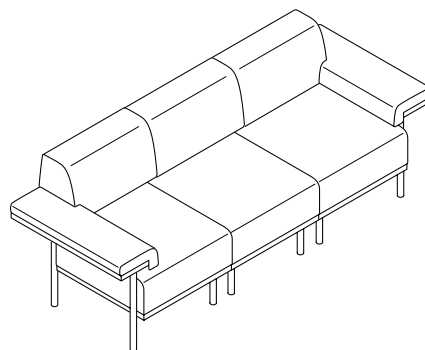
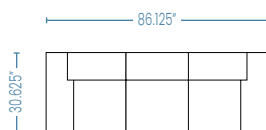
Total List: \$7,979



Sofa Configuration

- (1) CW3131 LRHB03P
- (1) CW2431 H03P
- (1) CW3131 LLHB03P

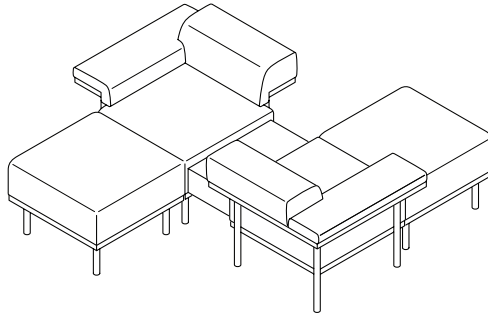
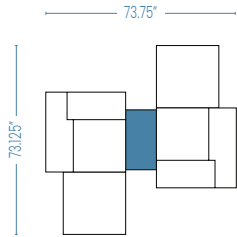
Total List: \$8,905



Chaise Configuration

- (2) CW2424
- (2) CW3131 LRMB03P
- (1) CW1223RE

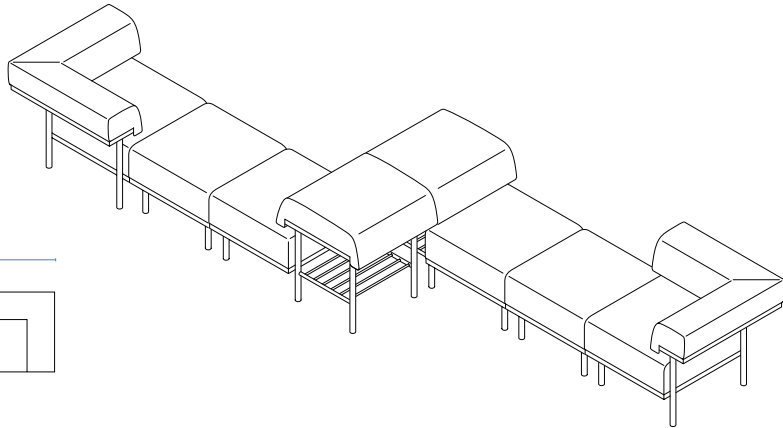
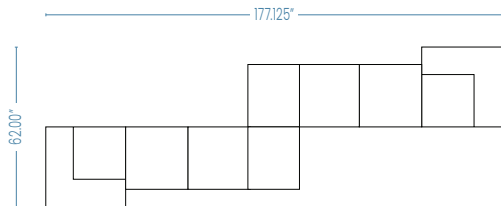
Total List: \$11,023



Offset Inline Configuration

- (2) CW3131 M03P
- (2) CW2424
- (2) CW2446 M03P

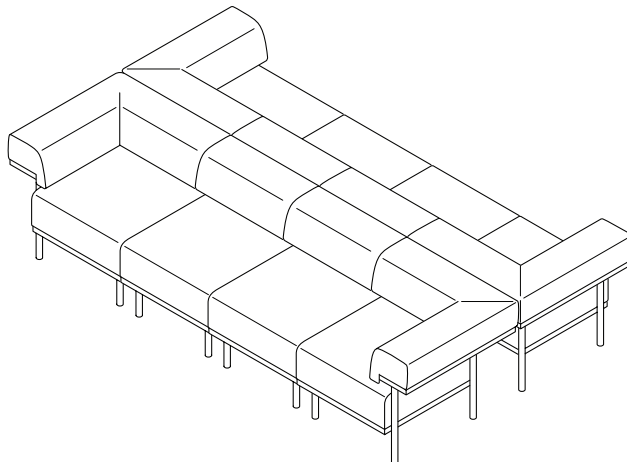
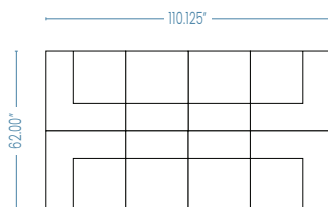
Total List: \$16,420



Back to Back Configuration

- (4) CW3131 M03P
- (4) CW2431 M03P

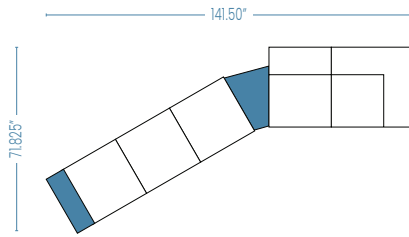
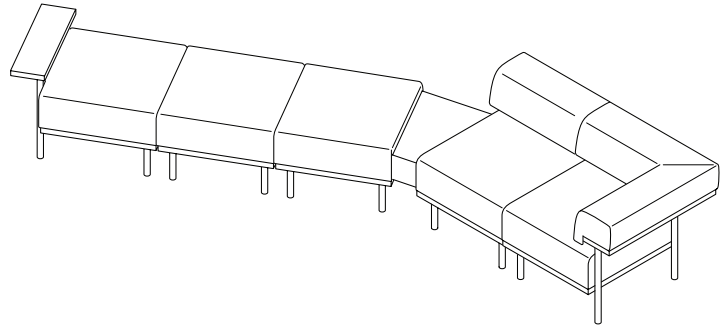
Total List: \$23,052



Angled Configuration

- (1) CW2430 L01LP
- (2) CW2424
- (1) CW30D18WG
- (1) CW2431 M03P
- (1) CW3131 M03P

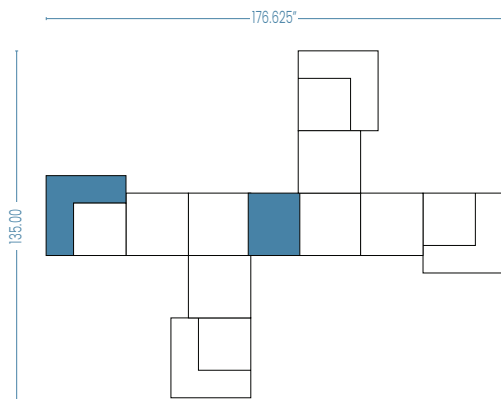
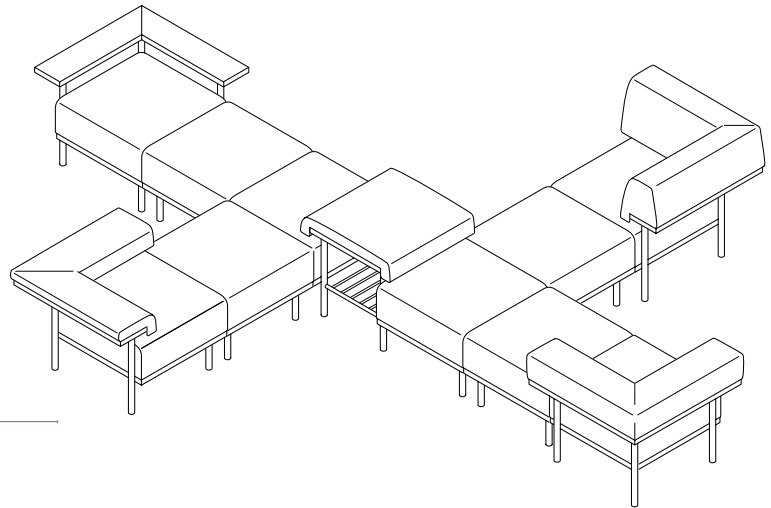
Total List: \$12,664



Pinwheel Configuration

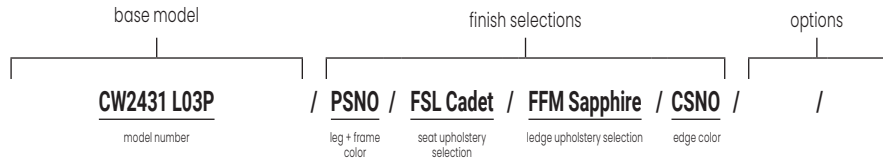
- (1) CW2466 L03P
- (4) CW2424
- (1) CW3131 L03P
- (1) CW3030 L01LP
- (1) CW3131 H03P
- (1) CW3131 M03P

Total List: \$23,076



To Order, Specify...

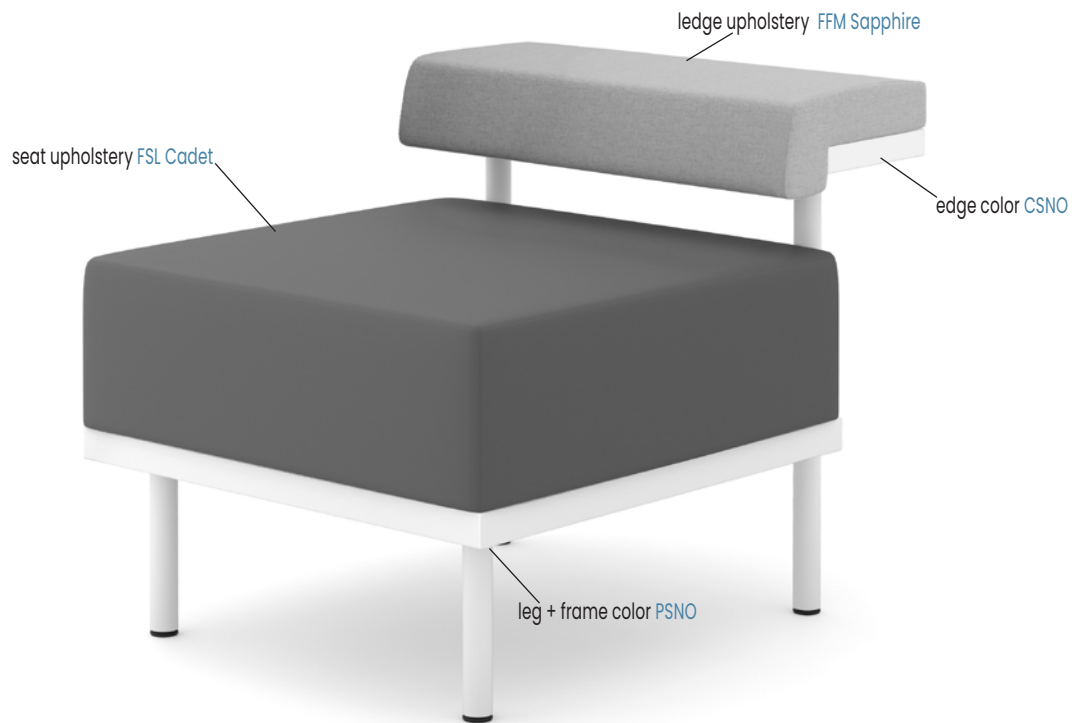
- 1 Model Number, include edge style
- 2 Leg + Frame Color
- 3 Seat Upholstery Selection
- 4 Bumper Uphostery Selection
- 5 Ledge Material
 - a. Laminate manufacturer + color
 - b. Veneer species + finish color
 - c. Upholstery Selection
- 6 Ledge Edge Color or Finish
- 7 Additional Options



A **CW2431 L03P** is a Catwalk series, single with upholstered seat and upholstered low padded ledge and flat PVC edge.

The codes **PSNO / FSL Cadet / FFM Sapphire / CSNO** specify Snow legs and frame color with Grade 3 Solitaire Cadet upholstery for the seat and a Grade 4 Faux Mo Sapphire fabric for the ledge with a Snow PVC edge.

Model Number CW2431 L03P



Orders may be sent via

Mailing Address

Versteel
2332 Cathy Lane
Jasper IN 47546

Contact Versteel

Email contact@versteel.com
Phone 800 876 2120
 812 634 2120
Fax 812 482 9318

Powder Coat Finishes

All powder coat finishes in the Versteel offering have been formulated with the use of epoxy, polyester or epoxy and polyester blends to maximize the finish durability.

Powder Coat Finish Options

Powder Coat – Standard	n/c
Powder Coat – Premium.	\$165

Powder Coat Colors

AlloyPALY	NavyPNAV
AmethystPAME	Nimbus.PNIM
AnthracitePANT	NutmegPNUT
Black Anodized.PBLA	PearlPPEA
BronzePBRO	PebblePPEB
CalypsoPCAL	PlatinumPPLA
CarbonPCAR	Poppy.PPOP
ChampagnePCHA	RoyalPROY
CoconutPCOC	SeasidePSEA
CrimsonPCRI	ShipyardPSHI
Daffodil.PDAF	SilverPSIL
EbonyPEBO	SnowPSNO
Forest.PFOR	StonePSTO
FossilPFOS	Storm.PSTM
GraphitePGRA	Terra CottaPTEC
HopePHOP	WhisperPWHI
Kelly GreenPKEG	White LinenPWHL
Mica.PMIC	Powder Coat Alternative .	.OPA
MintPMNT		

NOTE TRANSPARENT POWDER COATS ARE NOT AVAILABLE ON CATWALK

Premium Powder Coats (indicated by P)

Versteel’s premium process uses specially formulated powder coats for a truly unique color palette.

Plated

Versteel offers two plated options: Chrome and Nickel. Chrome is our most durable finish available and is a deep luster chrome plated finish. Nickel is a plated finish with a clear coat applied for durability. An upcharge applies for plated finishes. See product pricing pages for upcharge.

Chrome	ECHR
Nickel.	ENKL

Laminate

Versteel’s standard offering of laminates includes over 900 laminates from Formica, Nevamar, Pionite and Wilsonart.

Laminate manufacturers change standard offerings frequently, making it possible a standard product can become unavailable. Versteel cannot be responsible for any inconvenience this may cause.

PVC Edge Colors

Absolute AcajouCABA	Nimbus.CNIM
Alloy.CALY	PearlCPEA
Carbon.CCAR	Platinum.CPLA
ChampagneCCHA	Pralines & CreamCPRC
CoconutCCOC	ShadowCSHA
Ebony.CEBO	SnowCSNO
Florence WalnutCFLW	StoneCSTO
FossilCFOS	StormCSTM
Grahitte.CGRA	WhisperCWHI
Grey.CGRE	White LinenCWHL
Kensington Maple.CKEM		

Wood Edge Species

AshA01	Maple.M01
CherryC01	WalnutW01

Wood Edge Finishes

Ash

Beach.WBEA	FogWFOG
Chestnut.WCHE	PebbleWPEB
DriftWDRI	WhisperWWHI
FawnWFAW		

Cherry

Blossom CherryWBLC	Java Cherry.WJAC
Cordovan CherryWCNC	Millwork Cherry.WMWC
Golden CherryWGNC		

Maple

Caramel MapleWCMM	Sugar MapleWSUM
Solar Maple.WSLM		

Walnut

Brighton WalnutWBRW	Natural Walnut.WNAW
Espresso Walnut.WESW		

Veneer

Catwalk ledges are available with plain sliced Ash, Cherry, Maple and Walnut veneers.

Veneer Species

Ash	AP01	Maple.	MP01
Cherry	CP01	Walnut	WP01

Veneer Finish**Ash**

Beach.	VBEA	Fog	VFOG
Chestnut.	VCHE	Pebble	VPEB
Drift	VDRI	Whisper	VWHI
Fawn	VFAW		

Cherry

Blossom Cherry	VBLC	Java Cherry.	VJAC
Cordovan Cherry	VCNC	Millwork Cherry.	VMWC
Golden Cherry	VGNC		

Maple

Caramel Maple	VCMM	Sugar Maple	VSUM
Solar Maple.	VSLM		

Walnut

Brighton Walnut	VBRW	Natural Walnut.	VNAW
Espresso Walnut.	VESW		

Finish Reference & Samples

For finish color reference, please refer to our website. Contact Versteel Customer Service to receive actual color samples for color matches and final color approval.

Powder Coat Alternative**Call for quotation**

Specify code **OPA** (Powder Coat Alternative), add cost from Versteel quotation

Powder Coat Alternative is available from Versteel. The entire RAL color reference along with hundreds of other color and finishes are available.

For Powder Coat Alternative matching, you must supply a color reference sample, or an RAL number. Versteel will review the sample for possible existing colors available and send a sample for customer approval. If no color match exists a custom match can be developed. Call Versteel Customer Service for associated upcharges on custom color development.

NOTE CUSTOM COLOR MATCHING APPROVALS MAY AFFECT STANDARD PRODUCTION SCHEDULES

Special Laminate**Call for quotation**

Specify code **TSP** (Special Laminate), indicate the quoted charges per table

Special laminates and patterns can be specified as an option on Troupe. To specify, contact Versteel for availability and pricing.

NOTE LAMINATES IN STANDARD COLORS AND TEXTURES FROM FORMICA, NEVAMAR, PIONITE AND WILSONART ARE STANDARD

CAUTION LAMINATE MANUFACTURERS CHANGE STANDARD OFFERINGS FREQUENTLY, AND IT IS POSSIBLE THAT A STANDARD PRODUCT CAN BECOME UNAVAILABLE. VERSTEEL CANNOT BE RESPONSIBLE FOR ANY INCONVENIENCE THIS MAY CAUSE.

Custom PVC Color Match**Call for quotation / one time charge per color, per order**

Specify code **OCF** (Custom PVC Color Match), add cost from Versteel quotation

PVC Color Match can be the selection of a color that is available from a Versteel supplier or a new custom color developed for the order. Minimum footage requirements mean that the amount of material needed for your order will effect the cost.

For PVC Color Matching you must supply a color reference sample. Versteel will review the sample for possible existing colors available and send a sample for customer approval. If no color match exists, a custom match will be developed and sampled for customer approval before a production schedule is established.

NOTE CUSTOM COLOR MATCHING APPROVALS MAY AFFECT STANDARD PRODUCTION SCHEDULES

Stain Finish Match**\$957 / one time charge per finish, per order**

Specify code **OSM** (Stain Finish Match), add \$957.00 list per finish, per order

Alternative Stain Finishes are available for veneer and wood edged tops.

For Stain Finish Matching you must supply two 4" x 4" finish color and grain reference samples. An expertly finish matched sample will be provided for customer approval.

NOTE CUSTOM COLOR MATCHING APPROVALS MAY AFFECT STANDARD PRODUCTION SCHEDULES

Veneer or Wood Edge Alternatives

For veneer or wood edge requirements other than our standard plain sliced Ash, Cherry, Maple or Walnut, contact Versteel Customer Service with the specifications of the materials you would like to specify.

NOTE VENEER OR WOOD EDGE ALTERNATIVES APPROVAL MAY AFFECT STANDARD PRODUCTION SCHEDULES

Wood Finish Alternatives

Versteel finish has a natural grain fill level finish appearance, contact Versteel Customer Service for alternative fill levels. Coarse grain will require additional application steps for a full-fill grain appearance and will require a quote.

NOTE WOOD FINISH ALTERNATIVE APPROVAL MAY AFFECT STANDARD PRODUCTION SCHEDULES

Salt or Pepper

Individual dual USB charger or power outlet for easy, quick access applications.

SPECIFICATIONS

- Salt or Pepper hole mount is 1 3/4" diameter
- Spill-proof power simplex
- Square grommet
- 72" long power cord

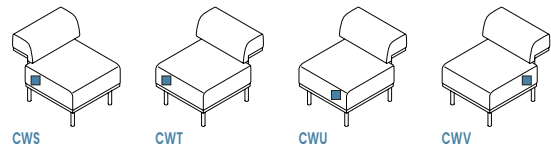
Model	Description	
SSLT3	One (1) single port high power USB C charger	\$435 list
SSLT4	One (1) USB A + USB C Charger	\$262 list
SPPR	One (1) power outlet	\$115 list

Unit Color

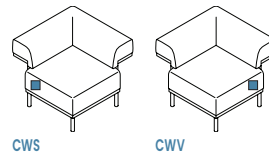
BERP	Berry	n/c
BLKP	Black	n/c
DSKP	Dusk	n/c
FOGP	Fog	n/c
HNYP	Honey	n/c
NVYP	Navy	n/c
PCKP	Peacock	n/c
PPYP	Poppy	n/c
SRMP	Storm	n/c
WHTP	White	n/c

Model Example: SSLT4-BLKP

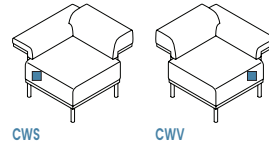
Single



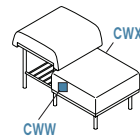
Corner



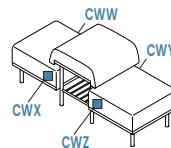
End (electrical on same side as low padded ledge only)



Split Level

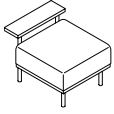
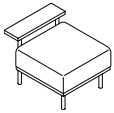
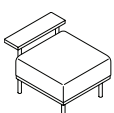





Bridge



Questions?

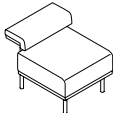
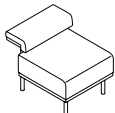

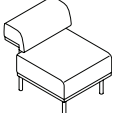


1.800.876.2120

Model #	Description	Dimensions	Product Wt	material >	Fabric	Fabric	Fabric	Fabric	Fabric
				grade >	Grade 2	Grade 3	Grade 4	Grade 5	Grade 6
				or COM					
 CW2430 L01LP	Single with Ledge Seat - Upholstered Ledge - Laminate/Flat PVC	Overall Height: 22" Overall Width: 30 ¹ / ₄ " Overall Depth: 24" Seat Height: 17 ¹ / ₂ " Seat Width: 23" Seat Depth: 24" Ledge Depth: 7 ¹ / ₄ "	44	1992	2132	2412	2833	3394	
 CW2430 L01LW	Single with Ledge Seat - Upholstered Ledge - Laminate/Flat Wood	Overall Height: 22" Overall Width: 30 ¹ / ₄ " Overall Depth: 24" Seat Height: 17 ¹ / ₂ " Seat Width: 23" Seat Depth: 24" Ledge Depth: 7 ¹ / ₄ "	44	2170	2310	2590	3011	3572	
 CW2430 L01VW	Single with Ledge Seat - Upholstered Ledge - Veneer/Flat Wood	Overall Height: 22" Overall Width: 30 ¹ / ₄ " Overall Depth: 24" Seat Height: 17 ¹ / ₂ " Seat Width: 23" Seat Depth: 24" Ledge Depth: 7 ¹ / ₄ "	44	2527	2667	2948	3368	3930	
 CW2430 L02LP	Single with Low Bumper Ledge Seat - Upholstered Bumper - Upholstered Ledge - Laminate/Flat PVC	Overall Height: 24 ¹ / ₄ " Overall Width: 30 ¹ / ₄ " Overall Depth: 24" Seat Height: 17 ¹ / ₂ " Seat Width: 20 ³ / ₈ " Seat Depth: 24" Ledge Depth: 6 ¹ / ₄ "	46	2324	2534	2954	3585	4427	
 CW2430 L02LW	Single with Low Bumper Ledge Seat - Upholstered Bumper - Upholstered Ledge - Laminate/Flat Wood	Overall Height: 24 ¹ / ₄ " Overall Width: 30 ¹ / ₄ " Overall Depth: 24" Seat Height: 17 ¹ / ₂ " Seat Width: 20 ³ / ₈ " Seat Depth: 24" Ledge Depth: 6 ¹ / ₄ "	46	2502	2712	3132	3763	4605	
 CW2430 L02VW	Single with Low Bumper Ledge Seat - Upholstered Bumper - Upholstered Ledge - Veneer/Flat Wood	Overall Height: 24 ¹ / ₄ " Overall Width: 30 ¹ / ₄ " Overall Depth: 24" Seat Height: 17 ¹ / ₂ " Seat Width: 20 ³ / ₈ " Seat Depth: 24" Ledge Depth: 6 ¹ / ₄ "	46	2857	3067	3489	4120	4960	

To Order, Specify...

- 1 Model Number
- 2 Leg + Frame Color
- 3 Seat Upholstery Selection
- 4 Bumper Upholstery Selection
- 5 Ledge Material
 - a. Laminate Manufacturer + Color
 - b. Veneer Species + Finish Color
 - c. Upholstery Selection
- 6 Ledge Edge Color or Finish
- 7 Additional Options

Questions?
1.800.876.2120

		material > grade >		Fabric Grade 2 or COM	Fabric Grade 3	Fabric Grade 4	Fabric Grade 5	Fabric Grade 6
Model #	Description	Dimensions	Product Wt					
 CW2431 L03P	Single with Low Padded Ledge Seat - Upholstered Ledge - Upholstered/ Flat PVC	Overall Height: 24 ³ / ₈ " Overall Width: 30 ⁷ / ₈ " Overall Depth: 24" Seat Height: 17 ¹ / ₂ " Seat Width: 20 ³ / ₈ " Seat Depth: 24" Ledge Depth: 10 ¹ / ₂ "	48	2371	2581	3001	3632	4474
 CW2431 L03W	Single with Low Padded Ledge Seat - Upholstered Ledge - Upholstered/ Flat Wood	Overall Height: 24 ³ / ₈ " Overall Width: 30 ⁷ / ₈ " Overall Depth: 24" Seat Height: 17 ¹ / ₂ " Seat Width: 20 ³ / ₈ " Seat Depth: 24" Ledge Depth: 10 ¹ / ₂ "	48	2548	2759	3179	3810	4651
 CW2431 M03P	Single with Mid Padded Ledge Seat - Upholstered Ledge - Upholstered/ Flat PVC	Overall Height: 28" Overall Width: 30 ⁷ / ₈ " Overall Depth: 24" Seat Height: 17 ¹ / ₂ " Seat Width: 20 ³ / ₈ " Seat Depth: 24" Ledge Depth: 10 ¹ / ₂ "	53	2559	2840	3400	4242	5364
 CW2431 M03W	Single with Mid Padded Ledge Seat - Upholstered Ledge - Upholstered/ Flat Wood	Overall Height: 28" Overall Width: 30 ⁷ / ₈ " Overall Depth: 24" Seat Height: 17 ¹ / ₂ " Seat Width: 20 ³ / ₈ " Seat Depth: 24" Ledge Depth: 10 ¹ / ₂ "	53	2738	3018	3579	4419	5542
 CW2431 H03P	Single with High Padded Ledge Seat - Upholstered Ledge - Upholstered/Flat PVC	Overall Height: 32" Overall Width: 30 ³ / ₄ " Overall Depth: 24" Seat Height: 17 ¹ / ₂ " Seat Width: 20 ³ / ₈ " Seat Depth: 24" Ledge Depth: 10 ³ / ₈ "	55	2596	2876	3438	4279	5400
 CW2431 H03W	Single with High Padded Ledge Seat - Upholstered Ledge - Upholstered/Flat Wood	Overall Height: 32" Overall Width: 30 ³ / ₄ " Overall Depth: 24" Seat Height: 17 ¹ / ₂ " Seat Width: 20 ³ / ₈ " Seat Depth: 24" Ledge Depth: 10 ³ / ₈ "	55	2774	3055	3616	4457	5578

Leg + Frame Finish	Price
Chrome	\$ 165
Nickel	\$ 223
Powder Coat - Standard	n/c
Powder Coat - Premium	\$ 165

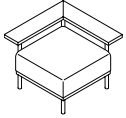
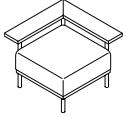
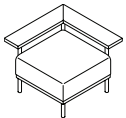
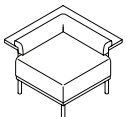
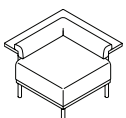
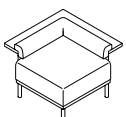
TRANSPARENT POWDER COAT NOT AVAILABLE

Power + Charging Options
See page 20 for power and charging options.

Custom Charges	Code	Price
Powder Coat Alternative (per color)	OPA	call

Questions?

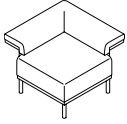
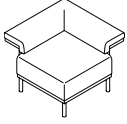
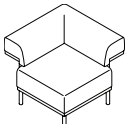
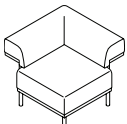
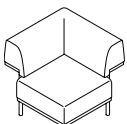
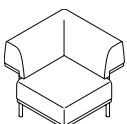
1.800.876.2120

Model #	Description	Dimensions	Product Wt	material >	Fabric	Fabric	Fabric	Fabric	Fabric
				grade >	Grade 2	Grade 3	Grade 4	Grade 5	Grade 6
					or COM				
	CW3030 L01LP Corner with Ledge Seat - Upholstered Ledge - Laminate/Flat PVC	Overall Height: 22" Overall Width: 30 ¹ / ₄ " Overall Depth: 30 ¹ / ₄ " Seat Height: 17 ¹ / ₂ " Seat Width: 23" Seat Depth: 23" Ledge Depth: 7 ¹ / ₄ "	53		2183	2324	2604	3025	3585
	CW3030 L01LW Corner with Ledge Seat - Upholstered Ledge - Laminate/Flat Wood	Overall Height: 22" Overall Width: 30 ¹ / ₄ " Overall Depth: 30 ¹ / ₄ " Seat Height: 17 ¹ / ₂ " Seat Width: 23" Seat Depth: 23" Ledge Depth: 7 ¹ / ₄ "	53		2540	2681	2961	3382	3942
	CW3030 L01VW Corner with Ledge Seat - Upholstered Ledge - Veneer/Flat Wood	Overall Height: 22" Overall Width: 30 ¹ / ₄ " Overall Depth: 30 ¹ / ₄ " Seat Height: 17 ¹ / ₂ " Seat Width: 23" Seat Depth: 23" Ledge Depth: 7 ¹ / ₄ "	53		3254	3394	3675	4095	4656
	CW3030 L02LP Corner with Low Bumper Ledge Seat - Upholstered Bumper - Upholstered Ledge - Laminate/Flat PVC	Overall Height: 24 ¹ / ₄ " Overall Width: 30 ¹ / ₄ " Overall Depth: 30 ¹ / ₄ " Seat Height: 17 ¹ / ₂ " Seat Width: 20 ³ / ₈ " Seat Depth: 20 ³ / ₈ " Ledge Depth: 6 ¹ / ₄ "	56		2729	3010	3571	4412	5534
	CW3030 L02LW Corner with Low Bumper Ledge Seat - Upholstered Bumper - Upholstered Ledge - Laminate/Flat Wood	Overall Height: 24 ¹ / ₄ " Overall Width: 30 ¹ / ₄ " Overall Depth: 30 ¹ / ₄ " Seat Height: 17 ¹ / ₂ " Seat Width: 20 ³ / ₈ " Seat Depth: 20 ³ / ₈ " Ledge Depth: 6 ¹ / ₄ "	56		3086	3366	3926	4768	5890
	CW3030 L02VW Corner with Low Bumper Ledge Seat - Upholstered Bumper - Upholstered Ledge - Veneer/Flat Wood	Overall Height: 24 ¹ / ₄ " Overall Width: 30 ¹ / ₄ " Overall Depth: 30 ¹ / ₄ " Seat Height: 17 ¹ / ₂ " Seat Width: 20 ³ / ₈ " Seat Depth: 20 ³ / ₈ " Ledge Depth: 6 ¹ / ₄ "	56		3799	4079	4640	5481	6603

To Order, Specify...

- 1 Model Number
- 2 Leg + Frame Color
- 3 Seat Upholstery Selection
- 4 Bumper Upholstery Selection
- 5 Ledge Material
 - a. Laminate Manufacturer + Color
 - b. Veneer Species + Finish Color
 - c. Upholstery Selection
- 6 Ledge Edge Color or Finish
- 7 Additional Options

Questions?
1.800.876.2120

Model #	Description	Dimensions	Product Wt	material >	Fabric	Fabric	Fabric	Fabric	Fabric
				grade >	Grade 2 or COM	Grade 3	Grade 4	Grade 5	Grade 6
	Corner with Low Padded Ledge Seat - Upholstered Ledge - Upholstered/ Flat PVC	Overall Height: 24 ³ / ₈ " Overall Width: 30 ⁷ / ₈ " Overall Depth: 30 ⁷ / ₈ " Seat Height: 17 ¹ / ₂ " Seat Width: 20 ³ / ₈ " Seat Depth: 20 ³ / ₈ " Ledge Depth: 10 ¹ / ₂ "	62		2850	3130	3691	4533	5654
	Corner with Low Padded Ledge Seat - Upholstered Ledge - Upholstered/ Flat Wood	Overall Height: 24 ³ / ₈ " Overall Width: 30 ⁷ / ₈ " Overall Depth: 30 ⁷ / ₈ " Seat Height: 17 ¹ / ₂ " Seat Width: 20 ³ / ₈ " Seat Depth: 20 ³ / ₈ " Ledge Depth: 10 ¹ / ₂ "	62		3207	3488	4048	4890	6012
	Corner with Mid Padded Ledge Seat - Upholstered Ledge - Upholstered/ Flat PVC	Overall Height: 24 ³ / ₈ " Overall Width: 30 ⁷ / ₈ " Overall Depth: 30 ⁷ / ₈ " Seat Height: 17 ¹ / ₂ " Seat Width: 20 ³ / ₈ " Seat Depth: 20 ³ / ₈ " Ledge Depth: 10 ¹ / ₂ "	72		3204	3554	4255	5307	6708
	Corner with Mid Padded Ledge Seat - Upholstered Ledge - Upholstered/ Flat Wood	Overall Height: 28" Overall Width: 30 ⁷ / ₈ " Overall Depth: 30 ⁷ / ₈ " Seat Height: 17 ¹ / ₂ " Seat Width: 20 ³ / ₈ " Seat Depth: 20 ³ / ₈ " Ledge Depth: 10 ¹ / ₂ "	72		3559	3910	4612	5663	7065
	Corner with High Padded Ledge Seat - Upholstered Ledge - Upholstered/ Flat PVC	Overall Height: 32" Overall Width: 30 ³ / ₄ " Overall Depth: 30 ³ / ₄ " Seat Height: 17 ¹ / ₂ " Seat Width: 20 ³ / ₈ " Seat Depth: 20 ³ / ₈ " Ledge Depth: 10 ³ / ₈ "	80		3344	3764	4606	5868	7550
	Corner with High Padded Ledge Seat - Upholstered Ledge - Upholstered/ Flat Wood	Overall Height: 32" Overall Width: 30 ³ / ₄ " Overall Depth: 30 ³ / ₄ " Seat Height: 17 ¹ / ₂ " Seat Width: 20 ³ / ₈ " Seat Depth: 20 ³ / ₈ " Ledge Depth: 10 ³ / ₈ "	80		3700	4121	4962	6224	7907

Leg + Frame Finish	Price
Chrome	\$ 165
Nickel	\$ 223
Powder Coat - Standard	n/c
Powder Coat - Premium	\$ 165

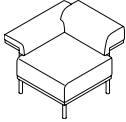
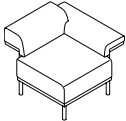
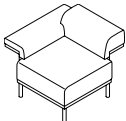
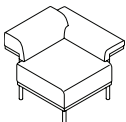
TRANSPARENT POWDER COAT NOT AVAILABLE

Power+ Charging Options
See page 20 for power and charging options.

Custom Charges
Powder Coat Alternative (per color) OPA **Code** **Price**
call

Questions?

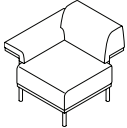
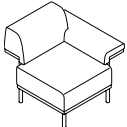
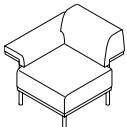
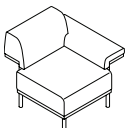
1.800.876.2120

Model #	Description	Dimensions	Product Wt	material > grade >	Fabric Grade 2 or COM	Fabric Grade 3	Fabric Grade 4	Fabric Grade 5	Fabric Grade 6
 CW3131 LRMB03P	End with Low Padded Ledge - Right, Mid Padded Ledge - Back Seat - Upholstered Ledge - Upholstered/ Flat PVC	Overall Height: 28" Overall Width: 30 ⁷ / ₈ " Overall Depth: 30 ⁷ / ₈ " Seat Height: 17 ¹ / ₂ " Seat Width: 20 ³ / ₈ " Seat Depth: 20 ³ / ₈ " Low Ledge Depth: 10 ¹ / ₂ " Mid Ledge Depth: 10 ¹ / ₂ "	66		3155	3505	4206	5258	6660
 CW3131 LLMB03P	End with Low Padded Ledge - Left, Mid Padded Ledge - Back Seat - Upholstered Ledge - Upholstered/ Flat PVC	Overall Height: 28" Overall Width: 30 ⁷ / ₈ " Overall Depth: 30 ⁷ / ₈ " Seat Height: 17 ¹ / ₂ " Seat Width: 20 ³ / ₈ " Seat Depth: 20 ³ / ₈ " Low Ledge Depth: 10 ¹ / ₂ " Mid Ledge Depth: 10 ¹ / ₂ "	66		3155	3505	4206	5258	6660
 CW3131 LRMB03W	End with Low Padded Ledge - Right, Mid Padded Ledge - Back Seat - Upholstered Ledge - Upholstered/ Flat Wood	Overall Height: 28" Overall Width: 30 ⁷ / ₈ " Overall Depth: 30 ⁷ / ₈ " Seat Height: 17 ¹ / ₂ " Seat Width: 20 ³ / ₈ " Seat Depth: 20 ³ / ₈ " Low Ledge Depth: 10 ¹ / ₂ " Mid Ledge Depth: 10 ¹ / ₂ "	66		3510	3861	4562	5614	7016
 CW3131 LLMB03W	End with Low Padded Ledge - Left, Mid Padded Ledge - Back Seat - Upholstered Ledge - Upholstered/ Flat Wood	Overall Height: 28" Overall Width: 30 ⁷ / ₈ " Overall Depth: 30 ⁷ / ₈ " Seat Height: 17 ¹ / ₂ " Seat Width: 20 ³ / ₈ " Seat Depth: 20 ³ / ₈ " Low Ledge Depth: 10 ¹ / ₂ " Mid Ledge Depth: 10 ¹ / ₂ "	66		3510	3861	4562	5614	7016

To Order, Specify...

- 1 Model Number
- 2 Leg + Frame Color
- 3 Seat Upholstery Selection
- 4 Ledge Upholstery Selection
- 5 Ledge Edge Color or Finish
- 6 Additional Options

Questions?
1.800.876.2120

Model #	Description	Dimensions	Product Wt	material > grade >	Fabric Grade 2 or COM	Fabric Grade 3	Fabric Grade 4	Fabric Grade 5	Fabric Grade 6
 CW3131 LRHB03P	End with Low Padded Ledge - Right, High Padded Ledge - Back Seat - Upholstered Ledge - Upholstered/ Flat PVC	Overall Height: 32" Overall Width: 30 ⁷ / ₈ " Overall Depth: 30 ³ / ₄ " Seat Height: 17 ¹ / ₂ " Seat Width: 20 ³ / ₈ " Seat Depth: 20 ³ / ₈ " Low Ledge Depth: 10 ¹ / ₂ " High Ledge Depth: 10 ³ / ₈ "	69		3155	3505	4206	5258	6660
 CW3131 LLHB03P	End with Low Padded Ledge - Left, High Padded Ledge - Back Seat - Upholstered Ledge - Upholstered/ Flat PVC	Overall Height: 32" Overall Width: 30 ⁷ / ₈ " Overall Depth: 30 ³ / ₄ " Seat Height: 17 ¹ / ₂ " Seat Width: 20 ³ / ₈ " Seat Depth: 20 ³ / ₈ " Low Ledge Depth: 10 ¹ / ₂ " High Ledge Depth: 10 ³ / ₈ "	69		3155	3505	4206	5258	6660
 CW3131 LRHB03W	End with Low Padded Ledge - Right, High Padded Ledge - Back Seat - Upholstered Ledge - Upholstered/ Flat Wood	Overall Height: 32" Overall Width: 30 ⁷ / ₈ " Overall Depth: 30 ³ / ₄ " Seat Height: 17 ¹ / ₂ " Seat Width: 20 ³ / ₈ " Seat Depth: 20 ³ / ₈ " Low Ledge Depth: 10 ¹ / ₂ " High Ledge Depth: 10 ³ / ₈ "	69		3510	3861	4562	5614	7016
 CW3131 LLHB03W	End with Low Padded Ledge - Left, High Padded Ledge - Back Seat - Upholstered Ledge - Upholstered/ Flat Wood	Overall Height: 32" Overall Width: 30 ⁷ / ₈ " Overall Depth: 30 ³ / ₄ " Seat Height: 17 ¹ / ₂ " Seat Width: 20 ³ / ₈ " Seat Depth: 20 ³ / ₈ " Low Ledge Depth: 10 ¹ / ₂ " High Ledge Depth: 10 ³ / ₈ "	69		3510	3861	4562	5614	7016

Leg + Frame Finish	Price
Chrome	\$ 165
Nickel	\$ 223
Powder Coat - Standard	n/c
Powder Coat - Premium	\$ 165

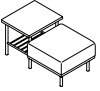
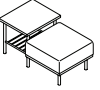
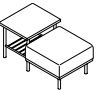
TRANSPARENT POWDER COAT NOT AVAILABLE

Power + Charging Options
See page 20 for power and charging options.

Custom Charges
Powder Coat Alternative (per color) OPA **Code** **Price**
call

Questions?

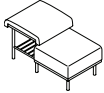
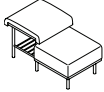


1.800.876.2120

				material > grade >	Fabric Grade 2 or COM	Fabric Grade 3	Fabric Grade 4	Fabric Grade 5	Fabric Grade 6
Model #	Description	Dimensions	Product Wt						
 CW2443 L01LP	Single with Top Seat - Upholstered Top - Laminate/Flat PVC	Overall Height: 22" Overall Width: 43" Overall Depth: 24" Seat Height: 17 1/2" Seat Width: 23" Seat Depth: 24" Top Size: 20" x 24"	65	2634	2774	3055	3475	4036	
 CW2443 L01LW	Single with Top Seat - Upholstered Top - Laminate/Flat Wood	Overall Height: 22" Overall Width: 43" Overall Depth: 24" Seat Height: 17 1/2" Seat Width: 23" Seat Depth: 24" Top Size: 20" x 24"	65	2890	3030	3311	3731	4292	
 CW2443 L01VW	Single with Top Seat - Upholstered Top - Veneer/Flat Wood	Overall Height: 22" Overall Width: 43" Overall Depth: 24" Seat Height: 17 1/2" Seat Width: 23" Seat Depth: 24" Top Size: 20" x 24"	65	3400	3541	3821	4242	4803	

To Order, Specify...

- 1 Model Number
- 2 Leg + Frame Color
- 3 Seat Upholstery Selection
- 4 Ledge Material
 - a. Laminate manufacturer + color
 - b. Veneer species + finish color
 - c. Upholstery Selection
- 5 Ledge Edge Color or Finish
- 7 Additional Options

Questions?
1.800.876.2120

Model #	Description	Dimensions	Product Wt	material > grade >	Fabric Grade 2 or COM	Fabric Grade 3	Fabric Grade 4	Fabric Grade 5	Fabric Grade 6
 CW2446 L03P	Single with Low Padded Top Seat - Upholstered Top - Upholstered/Flat PVC	Overall Height: 24 ⁷ / ₈ " Overall Width: 45 ⁵ / ₈ " Overall Depth: 24" Seat Height: 17 ¹ / ₂ " Seat Width: 20 ³ / ₈ " Seat Depth: 24" Top Size: 25 ¹ / ₄ " x 24"	77		3111	3392	3952	4794	5916
 CW2446 L03W	Single with Low Padded Top Seat - Upholstered Top - Upholstered/Flat Wood	Overall Height: 24 ⁷ / ₈ " Overall Width: 45 ⁵ / ₈ " Overall Depth: 24" Seat Height: 17 ¹ / ₂ " Seat Width: 20 ³ / ₈ " Seat Depth: 24" Top Size: 25 ¹ / ₄ " x 24"	77		3366	3647	4207	5049	6171
 CW2446 M03P	Single with Mid Padded Top Seat - Upholstered Top - Upholstered/Flat PVC	Overall Height: 28 ¹ / ₂ " Overall Width: 45 ⁵ / ₈ " Overall Depth: 24" Seat Height: 17 ¹ / ₂ " Seat Width: 20 ³ / ₈ " Seat Depth: 24" Top Size: 25 ¹ / ₄ " x 24"	91		3295	3575	4137	4978	6099
 CW2446 M03W	Single with Mid Padded Top Seat - Upholstered Top - Upholstered/Flat Wood	Overall Height: 28 ¹ / ₂ " Overall Width: 45 ⁵ / ₈ " Overall Depth: 24" Seat Height: 17 ¹ / ₂ " Seat Width: 20 ³ / ₈ " Seat Depth: 24" Top Size: 25 ¹ / ₄ " x 24"	91		3551	3831	4392	5234	6355

Leg + Frame Finish	Price
Chrome	\$ 165
Nickel	\$ 223
Powder Coat - Standard	n/c
Powder Coat - Premium	\$ 165

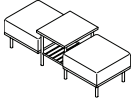
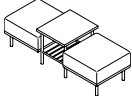
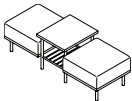
TRANSPARENT POWDER COAT NOT AVAILABLE

Power + Charging Options
See page 20 for power and charging options.

Custom Charges	Code	Price
Powder Coat Alternative (per color)	OPA	call

Questions?

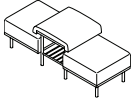
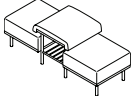
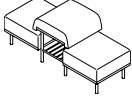
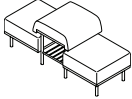
1.800.876.2120

				material > grade >	Fabric Grade 2 or COM	Fabric Grade 3	Fabric Grade 4	Fabric Grade 5	Fabric Grade 6
Model #	Description	Dimensions	Product Wt						
 CW2466 L01LP	Two Singles with Top Seats - Upholstered Top - Laminate/Flat PVC	Overall Height: 22" Overall Width: 66" Overall Depth: 24" Seat Height: 17½" Seat Width: 23" Seat Depth: 24" Top Size: 20" x 24"	93	4175	4385	4806	5437	6278	
 CW2466 L01LW	Two Singles with Top Seats - Upholstered Top - Laminate/Flat Wood	Overall Height: 22" Overall Width: 66" Overall Depth: 24" Seat Height: 17½" Seat Width: 23" Seat Depth: 24" Top Size: 20" x 24"	93	4430	4640	5061	5691	6533	
 CW2466 L01VW	Two Singles with Top Seats - Upholstered Top - Veneer/Flat Wood	Overall Height: 22" Overall Width: 66" Overall Depth: 24" Seat Height: 17½" Seat Width: 23" Seat Depth: 24" Top Size: 20" x 24"	93	4942	5153	5573	6204	7045	

To Order, Specify...

- 1 Model Number
- 2 Leg + Frame Color
- 3 Seat Upholstery
- 4 Top Material
 - a. Laminate manufacturer + color
 - b. Veneer species + finish color
 - c. Upholstery Selection
- 6 Ledge Edge Color or Finish
- 7 Additional Options

Questions?
1.800.876.2120

Model #	Description	Dimensions	Product Wt	material > grade >	Fabric Grade 2 or COM	Fabric Grade 3	Fabric Grade 4	Fabric Grade 5	Fabric Grade 6
 CW2466 L03P	Two Singles with Low Padded Top Seats - Upholstered Top - Upholstered/Flat PVC	Overall Height: 24 ⁷ / ₈ " Overall Width: 66" Overall Depth: 24" Seat Height: 17 ¹ / ₂ " Seat Width: 20 ³ / ₈ " Seat Depth: 24" Top Size: 25 ¹ / ₄ " x 24"	105		4651	5002	5703	6754	8157
 CW2466 L03W	Two Singles with Low Padded Top Seats - Upholstered Top - Upholstered/Flat Wood	Overall Height: 24 ⁷ / ₈ " Overall Width: 66" Overall Depth: 24" Seat Height: 17 ¹ / ₂ " Seat Width: 20 ³ / ₈ " Seat Depth: 24" Top Size: 25 ¹ / ₄ " x 24"	105		4907	5258	5959	7010	8413
 CW2466 M03P	Two Singles with Mid Padded Top Seats - Upholstered Top - Upholstered/Flat PVC	Overall Height: 28 ¹ / ₂ " Overall Width: 66" Overall Depth: 24" Seat Height: 17 ¹ / ₂ " Seat Width: 20 ³ / ₈ " Seat Depth: 24" Top Size: 25 ¹ / ₄ " x 24"	120		4836	5187	5888	6939	8341
 CW2466 M03W	Two Singles with Mid Padded Top Seats - Upholstered Top - Upholstered/Flat Wood	Overall Height: 28 ¹ / ₂ " Overall Width: 66" Overall Depth: 24" Seat Height: 17 ¹ / ₂ " Seat Width: 20 ³ / ₈ " Seat Depth: 24" Top Size: 25 ¹ / ₄ " x 24"	120		5092	5443	6144	7195	8597

Leg + Frame Finish	Price
Chrome	\$ 165
Nickel	\$ 223
Powder Coat - Standard	n/c
Powder Coat - Premium	\$ 165

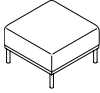
TRANSPARENT POWDER COAT NOT AVAILABLE

Power + Charging Options
See page 20 for power and charging options.

Custom Charges	Code	Price
Powder Coat Alternative (per color)	OPA	call
Stain Finish Match (per finish)	OSM	\$ 996

Questions?



1.800.876.2120

				material > grade >	Fabric Grade 2 or COM	Fabric Grade 3	Fabric Grade 4	Fabric Grade 5	Fabric Grade 6
Model #	Description	Dimensions	Product Wt						
CW2424 	Ottoman Seat - Upholstered	Overall Height: 17½" Overall Width: 24" Overall Depth: 24"	35	1711	1852	2132	2553	3113	

To Order, Specify...

- 1 Model Number
- 2 Leg + Frame Color
- 3 Seat Upholstery
- 4 Top Material
 - a. Laminate manufacturer + color
 - b. Veneer species + finish color
- 5 Additional Options

Questions?
1.800.876.2120

Model #	Description	Dimensions	Product Wt	<div style="display: flex; justify-content: space-around; align-items: center;"> top > edge > <div style="display: flex; gap: 10px;"> <div style="text-align: center;"> <p>Laminate Self Edge</p>  <p>LL9</p> </div> <div style="text-align: center;"> <p>Veneer Self Edge</p>  <p>VV9</p> </div> </div> </div>	
				CW1223RE	Rectangle
CW30D18WG	30° Wedge	Width: 17 7/8" Depth: 22 1/4" Height 6" Mounted Height: 15 1/2"	19	1487	2418

Leg + Frame Finish	Price
Chrome	\$ 165
Nickel	\$ 223
Powder Coat - Standard	n/c
Powder Coat - Premium	\$ 165

TRANSPARENT POWDER COAT NOT AVAILABLE

Custom Charges	Code	Price
Powder Coat Alternative (per color)	OPA	call
Stain Finish Match (per finish)	OSM	\$ 996

**Specifications**

Chela is available in 4-leg, sled, swivel, stool and beam with a molded resilient polypropylene resin shell. In addition to the poly shell an upholstered seat or an upholstered seat and back pad are available on all chair, stool and beam models. The chairs and stools may be specified with or without arms. 4-leg and sled base chairs are also available with a tablet arm. The beam seating, which can be ordered with a round or square top, is armless.

Features

The flex motion ergonomic design allows the seat and back to recline simultaneously. 4-leg chairs feature a black nylon dome glide, while the sled base chairs and stools have a clear polycarbonate flat glide. The swivel chairs and stools feature black polyimide glide feet or dual wheel black nylon soft wheel casters. The 4-leg and sled chairs and sled stools are stackable for compact storage. Chairs can be stacked on the floor or on the Chela Chair Trolley. Stools can be stacked on the floor. See right hand side of page for stacking information.

Stacking Information**Floor**

Sled Base	10 (6 if seats are upholstered)
Sled Base with tablet arm.	6 (4 if seats are upholstered)
Sled Base Stool (24" or 29")	8 (5 if seats are upholstered)
Guest Chair without casters	10 (6 if seats are upholstered)
Guest Chair with casters	6 (4 if seats are upholstered)
Guest Chair with tablet arm	6 (4 if seats are upholstered)

Trolley

Sled Base Chair	20 (10 if seats are upholstered)
Guest Chair w/ or w/o Casters.	20 (10 if seats are upholstered)

Quickship Program

Available for select products in the Chela series, see pricing pages.

The Versteel Quickship Program consists of up to 50 tables, 25 tables with modesty panels or 100 chairs in 10 working days from time of order (received by 12pm EST). Orders must be accompanied by final material and finish specifications for order entry. They must be clearly marked "Quickship" and consist of products from the program. Quickship orders cannot be changed or cancelled, and credit approval must be acquired within 24 hours.

For additional information see Versteel.com.

Shipping Schedule

Poly Shell	3-5 WEEKS
Upholstered Items	4-5 WEEKS
Laminate, PVC Edge	4-5 WEEKS
Laminate, Wood Edge	4-5 WEEKS
Veneer, Wood Edge	6-8 WEEKS
Quickship Products	10 WORKING DAYS

Contact Versteel Customer Service for special lead time requests.

NOTE CHAIR ORDERS WITH COM UPHOLSTERY WILL BE SCHEDULED UPON RECEIPT OF COM UPHOLSTERY YARDAGE

BIFMA

All Versteel products are constructed to pass the relevant ANSI/BIFMA standards. For more detailed specifications by series and base style, contact Versteel Customer Service at 800.876.2120.

Additional information regarding warranty, terms and conditions, shipping, care and maintenance, etc. can be found in the All Seating price list.

**Chela Guest or Sled Base
Armless / Arm**

Chair Dimensions
 Overall height: 31¾"
 Overall width w/ armcaps: 26½"
 Overall width w/o arms: 22¼"
 Overall depth: 21"
 Seat height: 17½"
 Seat width: 18½"
 Seat depth: 18"
 Between arms: 23"
 Arm height w/ armcaps: 26½"
 Actual weight: 13 lbs. w/ arms
 Actual weight: 12 lbs. w/o arms

**Chela Guest or Sled Base
Flip-Up Tablet Arm**

Chair Dimensions
 Overall height: 31¾"
 Overall width w/ tablet up: 26"
 Overall depth w/ tablet up: 24"
 Seat height: 17½"
 Seat width: 18½"
 Seat depth: 18"
 Arm height: 26½"
 Actual weight: 15 lbs.

Tablet Dimensions

Tablet size: 10½" d x 13" w x ¾" thick
 Tablet is available in black only

**Chela Swivel Caster or Glide Base
Armless / Arm**

Chair Dimensions (at lowest cylinder height)
 Overall height: 29½"
 Overall width w/ armcaps: 26½"
 Overall width w/o arms: 25½"
 Overall depth: 24"
 Seat height: 16" - 21"
 Seat width: 18½"
 Seat depth: 18"
 Between arms: 23"
 Arm height w/ armcaps: 24"
 Cylinder height adjustment range: 5"
 Actual weight: 25 lbs. w/ arms
 Actual weight: 24 lbs. w/o arms

**Key Description**

- 1 arm, 7/16" solid steel rod
- 2 back support rail, 1/2" solid steel rod
- 3 base frame, 5/8" o.d. 12 gauge steel tube
- 4 base frame, 5/8" o.d. 14 gauge steel tube
- 5 seat shell, molded resilient polypropylene resin

Key Description

- 6 upholstered back, molded liner with 1/2" thick 3 lb. density foam
- 7 upholstered seat, molded liner with 1/2" thick 2 lb. density foam
- 8 foot rest, 1/2" solid steel rod
- 9 flat glide, clear polycarbonate
- 10 dome glide, black nylon

Key Description

- 11 glide feet, black polyimide
- 12 dual wheel black nylon soft wheel casters
- 13 swivel base caster column, 3" o.d. 16 gauge steel tube
- 14 swivel base upper arc, 3/4" o.d. 14 gauge steel rod
- 15 swivel base lower arc, 5/16" solid steel rod

Chela Sled Base Stool - 24"
Armless / Arm

Stool Dimensions
 Overall height: 37"
 Overall width w/ armcaps: 26½"
 Overall width w/o arms: 22¼"
 Overall depth: 22⅝"
 Seat height: 24"
 Seat width: 18½"
 Seat depth: 18"
 Between arms: 23"
 Arm height w/ armcaps: 33"
 Seat to footrest: 16"
 Actual weight: 17 lbs. w/ arms
 Actual weight: 16 lbs. w/o arms
 Suggested for use w/ 33"- 38" table heights



Chela Sled Base Stool - 29"
Armless / Arm

Stool Dimensions
 Overall height: 42"
 Overall width w/ armcaps: 26½"
 Overall width w/o arms: 22¼"
 Overall depth: 22⅝"
 Seat height: 29"
 Seat width: 18½"
 Seat depth: 18"
 Between arms: 23"
 Arm height w/ armcaps: 38"
 Seat to footrest: 16"
 Actual weight: 19 lbs. w/ arms
 Actual weight: 18 lbs. w/o arms
 Suggested for use w/ 38"- 42" table heights



Chela Swivel Caster or Glide Base Stool
Armless / Arm

Stool Dimensions (at highest cylinder height)
 Overall height: 44½"
 Overall width w/ armcaps: 26½"
 Overall width w/o arms: 25½"
 Overall depth: 25½"
 Seat height: 22"- 32"
 Seat width: 18½"
 Seat depth: 18"
 Between arms: 23"
 Arm height w/ armcaps: 39"
 Seat to footrest: 14½"
 Cylinder height adjustment range: 10"
 Actual weight: 27 lbs. w/ arms
 Actual weight: 26 lbs. w/o arms
 Suggested for use w/ 32"- 42" table heights



Stacking (Trolley)

Sled Base Chair 20 (10 if seats are upholstered)
 Guest Chair with or without casters 20 (10 if seats are upholstered)

Stacking (Floor)

Sled Base 10 (6 if seats are upholstered)
 Sled Base with tablet arm 6 (4 if seats are upholstered)
 Sled Base Stool (24" or 29") 8 (5 if seats are upholstered)
 Guest Chair without casters 10 (6 if seats are upholstered)
 Guest Chair with casters 6 (4 if seats are upholstered)
 Guest Chair with tablet arm 6 (4 if seats are upholstered)

Chela

Chair Frame + Construction

VERSTEEL

**Chela Beam 4-Leg Base
2 seat**

Chair Dimensions
 Overall height: 32"
 Overall width: 45"
 Overall depth: 23"
 Seat height: 17½"
 Seat width: 18½"
 Seat depth: 18"
 Actual weight: 42 lbs.

**Chela Beam 4-Leg Base
1 seat, 1 top**

Chair Dimensions
 Overall height: 32"
 Overall width: 45"
 Overall depth: 23"
 Seat height: 17½"
 Seat width: 18½"
 Seat depth: 18"
 Table height: 17"
 Actual weight: 42 lbs.

**Key Description**

- ① back support rail, ½" solid steel rod
- ② base frame, 1½" o.d. 14 gauge steel tube
- ③ base frame, ¾" o.d. 14 gauge steel tube
- ④ base frame, 2¾" o.d. 11 gauge steel tube

Key Description

- ⑤ seat shell, molded resilient polypropylene resin
- ⑥ upholstered back, molded liner w/ ¾" thick 3 lb. density foam
- ⑦ upholstered seat, molded liner with ½" thick 2 lb. density foam

Key Description

- ⑧ dome swivel glide, nickel cap, nylon base
- ⑨ table top surface, ¾" particle board

**Chela Beam 4-Leg Base
3 seat**

Chair Dimensions
 Overall height: 32"
 Overall width: 65"
 Overall depth: 23"
 Seat height: 17½"
 Seat width: 18½"
 Seat depth: 18"
 Actual weight: 58 lbs.



**Chela Beam 4-Leg Base
2 seat, 1 top**

Chair Dimensions
 Overall height: 32"
 Overall width: 65"
 Overall depth: 23"
 Seat height: 17½"
 Seat width: 18½"
 Seat depth: 18"
 Table height: 17"
 Actual weight: 58 lbs.



Standard Versteel Upholstery

Standard Versteel Upholstery offers a range of materials, from fabrics in a variety of colors and textures to vinyls for soil resistance. Please refer to Versteel's fabric cards or the "Materials + Finishes" section of our website for information.

Grade-in Upholstery

Versteel has coordinated with upholstery manufacturers to simplify your order process. Many of the manufacturers' offerings have been pre-approved for application on Versteel Seating.

Contact Versteel Customer Service with your selected fabric choice to be graded in. You will be supplied with the appropriate grade-in designator. On your purchase order, complete the information with the pattern name, color description and grade-in designator, and Versteel will take it from there.

Customer's Own Material

Customer's Own Materials (COM's) are not an issue on Chela. Many COM's are pre-approved for application on Versteel Seating. Call Versteel Customer Service with your COM selection to determine if it has been pre-approved. If your selection has not been pre-approved, reference the "Receiving COM Approval" section below.

Receiving COM Approval

Not all materials are suitable for upholstery on Chela. A 12" x 12" memo sample must be supplied for approval before a COM material is accepted for an order. If the material is directional in pattern or weave, the pattern repeat (in inches) in both directions or the weave direction must be supplied.

Excess COM

Versteel will not store excess COM for more than 30 days after the order has been completed. If excess material is to be returned after order completion, send the request to Versteel Customer Service prior to acknowledged ship date. It is the customer's responsibility to arrange for the return of the material "freight collect."

COM Requiring Application Test

If an application test is required for your selected COM, send test sample material along with the following.

1. Name and return address
2. Model selected
3. Sketch showing special requirements for the positioning of the materials' pattern on the seat and ledge, if special considerations are required.

NOTE ALL UPHOLSTERIES ARE CUT UP THE ROLL TO MAXIMIZE YIELD AND WEAR PERFORMANCE

Ship COM to:

Versteel
2332 Cathy Lane
Jasper, IN 47546

COM must be shipped to the factory with transportation costs "prepaid." If material is considered defective or unusable, it will be returned "transportation collect."

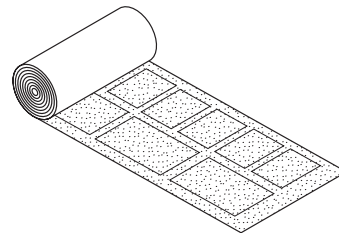
For standard lead time orders, tag fabric with purchase order number and identify with project number if possible.

Application of Directional Fabrics

Due to the upholstering process, some fabrics not considered directional by the supplier may be considered directional by Versteel.

All COM's are cut "up the roll" unless otherwise directed by the customer (see illustration below).

EXAMPLE PATTERN CUT UP THE ROLL



If special cutting or upholstery application is required, you must indicate requirement at time of order entry.

Chela COM Yardage Requirements

COM yardage requirements are calculated for chairs and stools based on a material width of 54" and a repeat of 2" or less. For material less than 54" wide, contact Versteel for yardage requirements. Use the chart below as a guide to calculate your COM yardage. For quantities greater than 20 chairs or stools, contact Versteel Customer Service for calculation of COM yardage by model.

Quantity of Chairs	1	2	3	4	5	6	7	8	9	10	11	12	13	14	15	16	17	18	19	20
Chela With or Without Arms																				
Upholstered Seat & Back	1.5	2.5	2.5	3.5	3.5	4.5	4.5	5.5	6.0	6.5	7.5	7.5	8.5	8.5	9.5	9.5	10.5	11.5	11.5	12.5
Upholstered Seat Only	1.0	1.5	1.5	2.0	2.0	2.5	2.5	3.5	4.0	4.0	4.5	4.5	5.0	5.0	6.0	6.0	6.5	7.0	7.0	7.5
Upholstered Back Only	0.5	1.0	1.3	1.3	1.8	2.0	2.0	2.5	2.5	3.0	3.0	3.5	3.5	4.0	4.0	4.5	4.5	5.0	5.0	5.3

Patterned COM Additional Yardage Guide

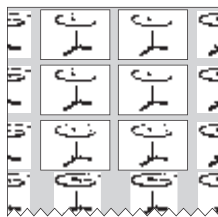
Use the guide below to aid in ordering the appropriate COM fabric when needing to match a pattern with a repeat. To use this guide, add the vertical and horizontal repeats together (e.g. a 5" vertical repeat plus an 11" horizontal repeat gives a 16" total). Then find the appropriate entry on the chart, and increase the yardage estimate by the percentage indicated.

For example: The yardage estimate is 8 yards of 54" wide fabric and the pattern has a repeat of 11" horizontal and 5" vertical. Add up the repeats (11" + 5" = 16") and find the appropriate entry - 15% in this example. Fifteen percent more fabric is required to match the pattern. 8 yards plus an extra 15% is 9.2 yards.

Fabric Width	Plain Fabric	3" - 14" Repeat	15" - 19" Repeat	20" - 27" Repeat	28" - 36" Repeat	37" - 45" Repeat	46" - 54" Repeat
54"	0%	10%	15%	20%	25%	30%	35%
50" - 52"	10%	20%	25%	30%	35%	40%	45%

Decorative Patterns

Yardage requirements are greatly affected by the size of the repeat and the print or pattern of the material. Versteel cuts all seating patterns with aesthetic concerns in mind for high quality and consistency. Refer to the COM listing for the yardage required for pattern repeat.



To Order, Specify...

- 1 Model Number
- 2 Shell Color
- 3 Frame Color
- 4 Upholstery Selection
- 5 Frame Options



A **CES-04** is a Chela series, armless sled base chair with an upholstered seat.

The codes **YFRO / PALY / FFM Sky** specify a Frost poly shell with an Alloy frame and Grade 4 Faux Mo Sky Upholstery.

Model Number CES-04



Orders may be sent via

Mailing Address
Versteel
2332 Cathy Lane
Jasper IN 47546

Contact Versteel

Email contact@versteel.com
Phone 800 876 2120
812 634 2120
Fax 812 482 9318

Chela Poly Shells & Armcaps

Chela seat shells and armcaps are molded with resilient, flexible polypropylene resins with a satin textured surface. The materials provide a comfortable, supportive seating surface throughout the movement of the chair.

Chela Poly Shell Colors

AlloyYALY	QuarryYQUA
ChocolateYCHO	SageYSAG
CloudYCLO	SlateYSLA
FrostYFRO	Soft YellowYSOY
IndigoYIND	TapiocaYTAP
Near BlackYNBL	Poly Shell AlternativeOPS
OysterYOYS		

Studio Steel®

Versteel’s “urban fabrication” process leaves the telltale signs of welding and assembly on the surface, highlighting a manufacturing aesthetic. Choosing a clear or transparent powder coat is recommended, allowing tonal striations (created as a result of extreme heat), natural textures, and the inherent qualities of raw steel to show through.

Studio Steel Process \$165

Powder Coat Finishes

All powder coat finishes in the Versteel offering have been formulated with the use of epoxy, polyester or epoxy and polyester blends to maximize the finish durability.

Powder Coat Finish Options

Powder Coat – Standardn/c
Powder Coat – Premium	\$165

Chela Powder Coat Colors

AlloyPALY	MintPMNT
AmethystPAME	NavyPNAV
AnthracitePANT	NimbusPNIM
Black AnodizedPBLA	NutmegPNUT
BronzePBRO	◆ PacificPPAC
CalypsoPCAL	PearlPPEA
CarbonPCAR	PebblePPEB
ChampagnePCHA	● PlatinumPPLA
CoconutPCOC	PoppyPPOP
◆ CopperPCOP	◆ RavenPRAV
CrimsonPCRI	RoyalPROY
◆ CrystalPCRY	SeasidePSEA
DaffodilPDAF	ShipyardsPSHI
EbonyPEBO	SilverPSIL
ForestPFOR	SnowPSNO
FossilPFOS	StonePSTO
◆ GarnetPGAR	StormPSTM
◆ GoldPGOL	Terra CottaPTEC
GraphitePGRA	WhisperPWHI
● HopePHOP	White LinenPWHL
Kelly GreenPKEG	Powder Coat AlternativeOPA
◆ MattePMAT		
MicaPMIC		

Transparent Powder Coats (indicated by ◆)

Please note that the transparent characteristics of these powders allow all natural welds and textures inherent to raw steel to be visible.

Premium Powder Coats (indicated by ●)

Versteel’s premium process uses specially formulated powder coats for a truly unique color palette.

Plated

Versteel offers two plated options: Chrome and Nickel. Chrome is our most durable finish available and is a deep luster chrome plated finish. Nickel is a plated finish with a clear coat applied for durability. An upcharge applies for plated finishes. See product pricing pages for upcharge.

ChromeECHR
NickelENKL

Finish Reference & Samples

For finish color reference, please refer to our website. Contact Versteel Customer Service to receive actual color samples for color matches and final color approval.

Powder Coat Alternative**Call for quotation**

Specify code **OPA** (*Powder Coat Alternative*), add cost from Versteel quotation

Powder Coat Alternative is available from Versteel. The entire RAL color reference along with hundreds of other color and finishes are available.

For Powder Coat Alternative matching, you must supply a color reference sample, or an RAL number. Versteel will review the sample for possible existing colors available and send a sample for customer approval. If no color match exists a custom match can be developed. Call Versteel Customer Service for associated upcharges on custom color development.

NOTE CUSTOM COLOR MATCHING APPROVALS MAY AFFECT STANDARD PRODUCTION SCHEDULES

Poly Shell Alternative**Call for quotation**

Specify code **OPS** (*Poly Shell Alternative*), add cost from Versteel quotation

For Poly Shell Alternative, you must supply a color reference sample. Versteel will review the sample for possible existing colors available and send a sample for customer approval. If no color match exists, a custom match can be developed. Minimum order quantities exist for alternative colors. Call Versteel Customer Service for minimums and associated upcharges on Poly Shell Alternatives.

NOTE CUSTOM COLOR MATCHING APPROVALS MAY AFFECT STANDARD PRODUCTION SCHEDULES

Special Laminate**Call for quotation**

Specify code **TSP** (*Special Laminate*), indicate the quoted charges per table

Special laminates and patterns can be specified as an option. To specify, contact Versteel for availability and pricing.

NOTE LAMINATES IN STANDARD COLORS AND TEXTURES FROM FORMICA, NEVAMAR, PIONITE AND WILSONART ARE STANDARD

CAUTION LAMINATE MANUFACTURERS CHANGE STANDARD OFFERINGS FREQUENTLY, AND IT IS POSSIBLE THAT A STANDARD PRODUCT CAN BECOME UNAVAILABLE. VERSTEEL CANNOT BE RESPONSIBLE FOR ANY INCONVENIENCE THIS MAY CAUSE.

Custom PVC Color Match**Call for quotation / one time charge per color, per order**

Specify code **OCP** (*Custom PVC Color Match*), add cost from Versteel quotation

PVC Color Match can be the selection of a color that is available from a Versteel supplier or a new custom color developed for the order. Minimum footage requirements mean that the amount of material needed for your order will effect the cost.

For PVC Color Matching you must supply a color reference sample. Versteel will review the sample for possible existing colors available and send a sample for customer approval. If no color match exists, a custom match will be developed and sampled for customer approval before a production schedule is established.

NOTE CUSTOM COLOR MATCHING APPROVALS MAY AFFECT STANDARD PRODUCTION SCHEDULES

Stain Finish Match**\$996 / one time charge per finish, per order**

Specify code **OSM** (*Stain Finish Match*), add \$996.00 list per finish, per order

Alternative Stain Finishes are available for veneer and wood edged tops.

For Stain Finish Matching you must supply two 4" x 4" finish color and grain reference samples. An expertly finish matched sample will be provided for customer approval.

NOTE CUSTOM COLOR MATCHING APPROVALS MAY AFFECT STANDARD PRODUCTION SCHEDULES

Veneer or Wood Edge Alternatives

For veneer or wood edge requirements other than our standard plain sliced Ash, Cherry, Maple or Walnut, contact Versteel Customer Service with the specifications of the materials you would like to specify.

NOTE VENEER OR WOOD EDGE ALTERNATIVES APPROVAL MAY AFFECT STANDARD PRODUCTION SCHEDULES

Wood Finish Alternatives

Versteel finish has a natural grain fill level finish appearance, contact Versteel Customer Service for alternative fill levels. Coarse grain will require additional application steps for a full-fill grain appearance and will require a quote.

NOTE WOOD FINISH ALTERNATIVE APPROVAL MAY AFFECT STANDARD PRODUCTION SCHEDULES

Hard Surface Glides - Nylon (set of 4)

\$23 / chair or stool

Specify code **GLD30** (Hard Surface Glides - Nylon), add \$23 list per chair or stool.



Glide surface is nylon and designed for use on hard surface flooring. See individual product pages for availability and ordering code.

Hard Surface Glides - Felt (set of 4)

\$23 / chair or stool

Specify code **GLD31** (Hard Surface Glides - Felt), add \$23 list per chair or stool.



Glide surface is felt and designed for use on hard surface flooring. See individual product pages for availability and ordering code.

Felt Hard Surface Replacement Caps (set of 4)

\$23 / chair or stool

Specify code **ABGFRC** (Felt Hard Surface Replacement Caps), add \$23 list per chair or stool

Felt replacement caps for felt hard surface glides.

Accessory Glide Replacement Tool

\$26 / tool

Specify code **AGRT** (Accessory Glide Replacement Tool), add \$26 list per tool

Use to remove worn felt hard surface glide caps.

Casters - Non-Locking Dual Wheel Black Nylon Hard Wheel (Set of 4)

\$171 / chair

Specify code **CAS63** (Casters - Dual Wheel Black Nylon Hard Wheel), add \$171 list per 4-leg chair.

Black non-locking dual wheel, 2" diameter hard wheel casters may be specified on the 4-leg guest chair. Please refer to the individual pricing pages for availability. Caster option must be specified at the time of the order and does not change the chair seat height.

Casters - Non-Locking Dual Wheel Black Nylon Soft Wheel (Set of 4)

\$171 / chair

Specify code **CAS59** (Casters - Dual Wheel Black Nylon soft Wheel), add \$171 list per 4-leg chair.

Black non-locking dual wheel, 2" diameter soft wheel casters may be specified on the 4-leg guest chair. Please refer to the individual pricing pages for availability. Caster option must be specified at the time of the order and does not change the chair seat height.

Book Basket - Chela

\$148 / basket

Specify code **BCE** (Book Basket - Chela) add \$148 list per chair

The Chela book basket is made of formed resistance welded wire. Finish is Chrome unless otherwise specified. Basket may be field installed. Inside dimensions are 11"w x 13"d x 5½"h.



Chair Link - Chela

\$32 / chair

Specify code **ACLICN** (Chair Link - Chela Armless) or specify code **ACLICW** (Chair Link - Chela Arm), add \$32 list per chair



Link can be field installed without the use of tools.

Chair Trolley - Chela

\$906 / each

Specify code **ACTCE** (Chair Trolley - Chela), add \$906 list each

Chela Guest (with or without casters) or Sled Base poly shell chairs stack 20 high. Trolley with push handle and stack of 20 chairs measures approximately 27"w x 50"d x 77"h.



STACKING INFORMATION ON TROLLEY CHELA SLED BASE OR GUEST CHAIRS (WITH OR WITHOUT CASTERS) STACK 20 HIGH ON THE TROLLEY, 10 HIGH WITH UPHOLSTERED SEAT.

Chela
Guest Chair
Armless + Arm











VERSTEEL

Questions?

800 876 2120

Quickship Program Product

		material > grade >	Poly Shell	Fabric Grade 2 or COM	Fabric Grade 3	Fabric Grade 4	Fabric Grade 5	Fabric Grade 6	
Style	Description	Model #	Product Wt						
 CELA-07	4-Leg Base Without Arms	CEL-07 	11	418					
	4-Leg Base Without Arms Seat - Upholstered	CEL-04 	12		638	717	797	877	961
	4-Leg Base Without Arms Seat - Upholstered Back - Upholstered	CEL-01 	12		758	838	918	997	1078
 CELA-08	4-Leg Base With Arms Armcaps - Poly	CELA-08 	12	488					
	4-Leg Base With Arms Seat - Upholstered Armcaps - Poly	CELA-06 	13		706	789	867	948	1028
	4-Leg Base With Arms Seat - Upholstered Back - Upholstered Armcaps - Poly	CELA-03 	13		824	909	988	1070	1150

Stacking
Refer to page 34.

COM Yardage
Refer to page 41.



To Order, Specify...

- ① Model Number
- ② Shell Color
- ③ Frame Color
- ④ Upholstery Selection
- ⑤ Frame Options



Questions?

800 876 2120

				material > grade >	Poly Shell	Fabric Grade 2 or COM	Fabric Grade 3	Fabric Grade 4	Fabric Grade 5	Fabric Grade 6
Style	Description	Model #	Product Wt							
Flip-Up Tablet Arm Right  CEL-07TBR Tablet material is 3/4" Black Thermofoil with a Black Thermofoil edge.	4-Leg Base Tablet Arm Right	CEL-07TBR	14	666						
	4-Leg Base Tablet Arm Right Seat - Upholstered	CEL-04TBR	15		886	966	1045	1126	1206	
	4-Leg Base Tablet Arm Right Seat - Upholstered Back - Upholstered	CEL-01TBR	15		1006	1088	1165	1250	1328	
Flip-Up Tablet Arm Left  CEL-07TBL Tablet material is 3/4" Black Thermofoil with a Black Thermofoil edge.	4-Leg Base Tablet Arm Left	CEL-07TBL	14	666						
	4-Leg Base Tablet Arm Left Seat - Upholstered	CEL-04TBL	15		886	966	1045	1126	1206	
	4-Leg Base Tablet Arm Left Seat - Upholstered Back - Upholstered	CEL-01TBL	15		1006	1088	1165	1250	1328	

Stacking
Refer to page 34.

COM Yardage
Refer to page 41.

Finish Options	Price	Frame Options	Code	Price	Custom Charges	Code	Price
Chrome	n/c	Hard Surface Glides - Nylon (set of 4).....	GLD30	\$ 23	Powder Coat Alternative (per color)	OPA	call
Nickel	n/c	Hard Surface Glides - Felt (set of 4)	GLD31	\$ 23	Poly Shell Alternative (per color)	OPS	call
Powder Coat - Standard	n/c	Casters - Dual Wheel Black Nylon					
Powder Coat - Premium	\$ 165	Hard Wheel (set of 4).....	CAS63	\$ 171			
		Casters - Dual Wheel Black Nylon					
		Soft Wheel (set of 4).....	CAS59	\$ 171			
		Accessories					
		Chair Trolley - Chela	ACTCE	\$ 906			

Chela
Sled Base Chair
Armless + Arm











VERSTEEL

Questions?

800 876 2120

Quickship Program Product

				material > grade >	Poly Shell	Fabric Grade 2 or COM	Fabric Grade 3	Fabric Grade 4	Fabric Grade 5	Fabric Grade 6
Style	Description	Model #	Product Wt							
 <p>CES-07</p>	Sled Base Without Arms	CES-07 	12	428						
	Sled Base Without Arms Seat - Upholstered	CES-04 	13		645	727	808	889	968	
	Sled Base Without Arms Seat - Upholstered Back - Upholstered	CES-01 	13		767	848	927	1011	1091	
 <p>CESA-08</p>	Sled Base With Arms Arm caps - Poly	CESA-08 	14	501						
	Sled Base With Arms Seat - Upholstered Arm caps - Poly	CESA-06 	15		718	798	878	962	1040	
	Sled Base With Arms Seat - Upholstered Back - Upholstered Arm caps - Poly	CESA-03 	15		841	919	999	1080	1159	

Stacking
Refer to page 34.









COM Yardage
Refer to page 41.

To Order, Specify...

- 1 Model Number
- 2 Shell Color
- 3 Frame Color
- 4 Upholstery Selection
- 5 Frame Options



Questions?
800 876 2120

				material > grade >	Poly Shell	Fabric Grade 2 or COM	Fabric Grade 3	Fabric Grade 4	Fabric Grade 5	Fabric Grade 6
Style	Description	Model #	Product Wt							
Flip-Up Tablet Arm Right  CES-07TBR Tablet material is 3/4" Black Thermofoil with a Black Thermofoil edge.	Sled Base Tablet Arm Right Armcap - Poly	CES-07TBR 	15	678						
	Sled Base Tablet Arm Right Seat - Upholstered Armcap - Poly	CES-04TBR 	16		894	974	1056	1135	1216	
	Sled Base Tablet Arm Right Seat - Upholstered Back - Upholstered Armcap - Poly	CES-01TBR 	16		1016	1096	1179	1256	1340	
Flip-Up Tablet Arm Left  CES-07TBL Tablet material is 3/4" Black Thermofoil with a Black Thermofoil edge.	Sled Base Tablet Arm Left Armcap - Poly	CES-07TBL 	15	678						
	Sled Base Tablet Arm Left Seat - Upholstered Armcap - Poly	CES-04TBL 	16		894	974	1056	1135	1216	
	Sled Base Tablet Arm Left Seat - Upholstered Back - Upholstered Armcap - Poly	CES-01TBL 	16		1016	1096	1179	1256	1340	

Stacking
Refer to page 34.

COM Yardage
Refer to page 41.

Finish Options	Price	Accessories	Code	Price	Custom Charges	Code	Price
Chrome	n/c	Chair Trolley - Chela	ACTCE	\$ 906	Powder Coat Alternative (per color)	OPA	call
Nickel	n/c				Poly Shell Alternative (per color)	OPS	call
Powder Coat - Standard	n/c						
Powder Coat - Premium	\$ 165						

Chela

Swivel Caster Base Chair
Armless + Arm











VERSTEEL

Questions?

800 876 2120

Quickship Program Product

				material > grade >	Poly Shell	Fabric Grade 2 or COM	Fabric Grade 3	Fabric Grade 4	Fabric Grade 5	Fabric Grade 6
Style	Description	Model #	Product Wt							
 <p>CEC-07</p>	Swivel Caster Base Without Arms	CEC-07 	23	966						
	Swivel Caster Base Without Arms Seat - Upholstered	CEC-04 	24		1183	1264	1346	1426	1506	
	Swivel Caster Base Without Arms Seat - Upholstered Back - Upholstered	CEC-01 	24		1297	1386	1468	1547	1742	
 <p>CECA-08</p>	Swivel Caster Base With Arms Armcaps - Poly	CECA-08 	24	1039						
	Swivel Caster Base With Arms Seat - Upholstered Armcaps - Poly	CECA-06 	25		1255	1334	1418	1499	1579	
	Swivel Caster Base With Arms Seat - Upholstered Back - Upholstered Armcaps - Poly	CECA-03 	25		1375	1456	1537	1617	1698	









COM Yardage
Refer to page 41.

To Order, Specify...

- ① Model Number
- ② Shell Color
- ③ Frame Color
- ④ Upholstery Selection
- ⑤ Frame Options

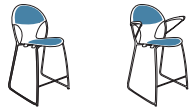


Questions?
800 876 2120



				material > grade >	Poly Shell	Fabric Grade 2 or COM	Fabric Grade 3	Fabric Grade 4	Fabric Grade 5	Fabric Grade 6
Style	Description	Model #	Product Wt							
 CEG-07	Swivel Glide Base Without Arms	CEG-07 	23	957						
	Swivel Glide Base Without Arms Seat - Upholstered	CEG-04 	24		1176	1253	1333	1417	1494	
	Swivel Glide Base Without Arms Seat - Upholstered Back - Upholstered	CEG-01 	24		1296	1374	1455	1536	1616	
 CEGA-08	Swivel Glide Base With Arms Armcaps - Poly	CEGA-08 	24	962						
	Swivel Glide Base With Arms Seat - Upholstered Armcaps - Poly	CEGA-06 	25		1244	1325	1406	1487	1567	
	Swivel Glide Base With Arms Seat - Upholstered Back - Upholstered Armcaps - Poly	CEGA-03 	25		1365	1447	1528	1608	1688	

COM Yardage
Refer to page 41.

Finish Options	Price	Frame Options	Code	Price	Custom Charges	Code	Price
Chrome	\$ 165	Casters, Dual Wheel Black Nylon			Powder Coat Alternative (per color)	OPA	call
Nickel	\$ 223	Hard Wheel (set of 4) (Caster Models Only)...	CAS61	n/c	Poly Shell Alternative (per color)	OPS	call
Powder Coat - Standard	n/c						
Powder Coat - Premium	\$ 165						

ChelaSled Base Stool - 24"
Armless + Arm**VERSTEEL****Questions?**

800 876 2120

				material > grade >	Poly Shell	Fabric Grade 2 or COM	Fabric Grade 3	Fabric Grade 4	Fabric Grade 5	Fabric Grade 6
Style	Description	Model #	Product Wt							
 CESA-04S24	Sled Base 24" Height Without Arms	CES-07S24	15	557						
	Sled Base 24" Height Without Arms Seat - Upholstered	CES-04S24	16		734	814	894	976	1057	
	Sled Base 24" Height Without Arms Seat - Upholstered Back - Upholstered	CES-01S24	16		804	883	965	1045	1125	
 CESA-08S24	Sled Base 24" Height With Arms Armcaps - Poly	CESA-08S24	16	629						
	Sled Base 24" Height With Arms Seat - Upholstered Armcaps - Poly	CESA-06S24	17		806	888	967	1047	1128	
	Sled Base 24" Height With Arms Seat - Upholstered Back - Upholstered Armcaps - Poly	CESA-03S24	17		877	957	1038	1120	1201	

33"- 38" table heights
are recommended for
use with 24" stool

Stacking

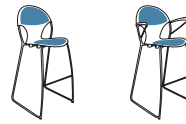
Refer to page 34.

COM Yardage



Refer to page 41.

To Order, Specify...

- ① Model Number
- ② Shell Color
- ③ Frame Color
- ④ Upholstery Selection
- ⑤ Frame Options



Questions?
800 876 2120

		material > grade >	Poly Shell	Fabric Grade 2 or COM	Fabric Grade 3	Fabric Grade 4	Fabric Grade 5	Fabric Grade 6	
Style	Description	Model #	Product Wt						
 CES-04S29	Sled Base 29" Height Without Arms	CES-07S29	17	557					
	Sled Base 29" Height Without Arms Seat - Upholstered	CES-04S29	18		734	814	894	976	1057
	Sled Base 29" Height Without Arms Seat - Upholstered Back - Upholstered	CES-01S29	18		804	883	965	1045	1125
 CESA-08S29	Sled Base 29" Height With Arms Armcaps - Poly	CESA-08S29	18	629					
	Sled Base 29" Height With Arms Seat - Upholstered Armcaps - Poly	CESA-06S29	19		806	888	967	1047	1128
	Sled Base 29" Height With Arms Seat - Upholstered Back - Upholstered Armcaps - Poly	CESA-03S29	19		877	957	1038	1120	1201

38"- 42" table heights
are recommended for
use with 29" stool

Stacking
Refer to page 34.

COM Yardage
Refer to page 41.

Finish Options	Price	Accessories	Code	Price	Custom Charges	Code	Price
Chrome	\$ n/c	Chair Trolley - Chela	ACTCE	\$ 906	Powder Coat Alternative (per color)	OPA	call
Nickel	\$ n/c				Poly Shell Alternative (per color)	OPS	call
Powder Coat - Standard	n/c						
Powder Coat - Premium	\$ 165						



Chela
Swivel Caster Base Stool
Armless + Arm



VERSTEEL

Questions?

800 876 2120

				material > grade >	Poly Shell	Fabric Grade 2 or COM	Fabric Grade 3	Fabric Grade 4	Fabric Grade 5	Fabric Grade 6
Style	Description	Model #	Product Wt							
 <p>CEC-04S</p>	Swivel Caster Base Without Arms	CEC-07S	25	1174						
	Swivel Caster Base Without Arms Seat - Upholstered	CEC-04S	26		1391	1470	1550	1632	1711	
	Swivel Caster Base Without Arms Seat - Upholstered Back - Upholstered	CEC-01S	26		1511	1589	1670	1753	1834	
 <p>CECA-08S</p>	Swivel Caster Base With Arms Armcaps - Poly	CECA-08S	26	1243						
	Swivel Caster Base With Arms Seat - Upholstered Armcaps - Poly	CECA-06S	27		1460	1540	1621	1700	1783	
	Swivel Caster Base With Arms Seat - Upholstered Back - Upholstered Armcaps - Poly	CECA-03S	27		1582	1661	1742	1824	1903	









COM Yardage
Refer to page 41.

To Order, Specify...

- ① Model Number
- ② Shell Color
- ③ Frame Color
- ④ Upholstery Selection
- ⑤ Frame Options



Questions?
800 876 2120

				material > grade >	Poly Shell	Fabric Grade 2 or COM	Fabric Grade 3	Fabric Grade 4	Fabric Grade 5	Fabric Grade 6
Style	Description	Model #	Product Wt							
 CEG-07S	Swivel Glide Base Without Arms	CEG-07S 	25	1159						
	Swivel Glide Base Without Arms Seat - Upholstered	CEG-04S 	26		1378	1459	1539	1620	1699	
	Swivel Glide Base Without Arms Seat - Upholstered Back - Upholstered	CEG-01S 	26		1500	1580	1660	1741	1822	
 CEGA-08S	Swivel Glide Base With Arms Armcaps - Poly	CEGA-08S 	26	1232						
	Swivel Glide Base With Arms Seat - Upholstered Armcaps - Poly	CEGA-06S 	27		1451	1531	1610	1692	1774	
	Swivel Glide Base With Arms Seat - Upholstered Back - Upholstered Armcaps - Poly	CEGA-03S 	27		1571	1652	1731	1811	1894	

COM Yardage
Refer to page 4l.

Finish Options	Price	Frame Options	Code	Price	Custom Charges	Code	Price
Chrome	\$ 165	Casters, Dual Wheel Black Nylon			Powder Coat Alternative (per color)	OPA	call
Nickel	\$ 223	Hard Wheel (set of 4)	CAS61	n/c	Poly Shell Alternative (per color)	OPS	call
Powder Coat - Standard	n/c						
Powder Coat - Premium	\$ 165						


Chela Beam
Four-Leg Base



VERSTEEL

Questions?

800 876 2120

		material > grade >	Poly Shell	Fabric Grade 2 or COM	Fabric Grade 3	Fabric Grade 4	Fabric Grade 5	Fabric Grade 6	
Style	Description	Model #	Product Wt						
 <p>CEBL2-07 2S</p>	Chela Beam 4-Leg Base 2 Seat Overall width: 21" Overall length: 45"	CEBL2-07 2S	44	1664					
	Chela Beam 4-Leg Base 2 Seat Seat - Upholstered	CEBL2-04 2S	44		2103	2265	2427	2588	2747
	Chela Beam 4-Leg Base 2 Seat Seat - Upholstered Back - Upholstered	CEBL2-01 2S	44		2346	2507	2668	2828	2990

Due to the Flex Motion of every Chela seat, please allow a 4" space between the wall and Chela Beam.












COM Yardage
Refer to page 41.

To Order, Specify...

- ① Model Number
- ② Shell Color
- ③ Frame Color
- ④ Upholstery Selection
- ⑤ Top and Edge Style Including Laminated or Veneer Code and Edge Color



Questions?
800 876 2120

Style	Description	Model #	Product Wt	material > grade >						Top Size	Edge
				Poly Shell	Fabric Grade 2 or COM	Fabric Grade 3	Fabric Grade 4	Fabric Grade 5	Fabric Grade 6		
 <p>CEBL2-07 ISIT</p>	Chela Beam 4-Leg Base 1 Seat, 1 Top Overall width: 21" Overall length: 45"	CEBL2-07 ISIT	46							Round Top	 LP1R  LPF1R  LW1R  VW1R  VWF1R
				1652						20RD LPIR	
				1652						20RD LPFIR	
				2097						20RD LWIR	
				2097						20RD LWFIR	
				3034						20RD VWIR	
				3034						20RD VWFIR	
										Square Top	
				1633						20SQ LPIR	
				1633						20SQ LPFIR	
				2083						20SQ LWIR	
				2083						20SQ LWFIR	
				3021						20SQ VWIR	
				3021						20SQ VWFIR	
	Chela Beam 4-Leg Base 1 Seat, 1 Top Seat - Upholstered	CEBL2-04 ISIT	46							Round Top	 LWF1R  VW1R  VWF1R
				1869	1952	2030	2112	2191	20RD LPIR		
				1869	1952	2030	2112	2191	20RD LPFIR		
				2316	2398	2477	2558	2639	20RD LWIR		
				2316	2398	2477	2558	2639	20RD LWFIR		
				3254	3336	3416	3492	3577	20RD VWIR		
				3254	3336	3416	3492	3577	20RD VWFIR		
										Square Top	
				1853	1932	2015	2094	2174	20SQ LPIR		
				1853	1932	2015	2094	2174	20SQ LPFIR		
				2299	2380	2461	2542	2621	20SQ LWIR		
				2299	2380	2461	2542	2621	20SQ LWFIR		
				3237	3316	3397	3478	3560	20SQ VWIR		
				3237	3316	3397	3478	3560	20SQ VWFIR		
Chela Beam 4-Leg Base 1 Seat, 1 Top Seat - Upholstered Back - Upholstered	CEBL2-01 ISIT	46							Round Top	 VW1R  VWF1R	
			1991	2071	2150	2233	2313	20RD LPIR			
			1991	2071	2150	2233	2313	20RD LPFIR			
			2437	2520	2597	2684	2764	20RD LWIR			
			2437	2520	2597	2684	2764	20RD LWFIR			
			3372	3454	3536	3618	3696	20RD VWIR			
			3372	3454	3536	3618	3696	20RD VWFIR			
									Square Top		
			1971	2053	2136	2214	2295	20SQ LPIR			
			1971	2053	2136	2214	2295	20SQ LPFIR			
			2423	2501	2582	2664	2744	20SQ LWIR			
			2423	2501	2582	2664	2744	20SQ LWFIR			
			3358	3436	3516	3597	3679	20SQ VWIR			
			3358	3436	3516	3597	3679	20SQ VWFIR			

Due to the Flex Motion of every Chela seat, please allow a 4" space between the wall and Chela Beam.

COM Yardage
Refer to page 41.

Finish Options	Price
Chrome	\$ 165
Nickel	\$ 223
Powder Coat - Standard	n/c
Powder Coat - Premium	\$ 165

Custom Charges	Code	Price
Powder Coat Alternative (per color)	OPA	call
Poly Shell Alternative (per color)	OPS	call





Chela Beam Four-Leg Base



VERSTEEL

Questions?

800 876 2120

				material > grade >	Poly Shell	Fabric Grade 2 or COM	Fabric Grade 3	Fabric Grade 4	Fabric Grade 5	Fabric Grade 6
Style	Description	Model #	Product Wt							
Three Seat Beam CEBL3-07 3S 	Chela Beam 4-Leg Base 3 Seat Overall width: 21" Overall length: 68" 	CEBL3-07 3S	6l	2257						
	Chela Beam 4-Leg Base 3 Seat Seat - Upholstered 	CEBL3-04 3S	6l		2931	3175	3415	3656	3898	
	Chela Beam 4-Leg Base 3 Seat Seat - Upholstered Back - Upholstered 	CEBL3-01 3S	6l		3287	3528	3770	4014	4253	

Due to the Flex Motion of every Chela seat, please allow a 4" space between the wall and Chela Beam.

COM Yardage
Refer to page 41.


















To Order, Specify...

- ① Model Number
- ② Shell Color
- ③ Frame Color
- ④ Upholstery Selection
- ⑤ Top and Edge Style Including Laminated or Veneer Code and Edge Color



Questions?

800 876 2120

Style	Description	Model #	Product Wt	material > grade >	Poly Shell	Fabric Grade 2 or COM	Fabric Grade 3	Fabric Grade 4	Fabric Grade 5	Fabric Grade 6	Top Size	Edge		
 <p>Two Seat/One Top CEBL3-07 2SIT</p>	Chela Beam 4-Leg Base 2 Seat, 1 Top Overall width: 21" Overall length: 68"	CEBL3-07 2SIT 	63								Round Top	 LP1R  LPF1R		
				2236									20RD LP1R	
				2236										20RD LPF1R
				2691										20RD LW1R
				2691										20RD LWF1R
				3623										20RD VW1R
		3623									20RD VWF1R			
												Square Top	 LPF1R  LW1R  LWF1R  VW1R  VWF1R	
		2221										20SQ LP1R		
		2221										20SQ LPF1R		
	2669										20SQ LW1R			
	Chela Beam 4-Leg Base 2 Seat 1 Top Seat - Upholstered	CEBL3-04 2SIT 	63									Round Top	 LWF1R  VW1R  VWF1R	
				2691	2851	3010	3175	3335	20RD LP1R					
				2691	2851	3010	3175	3335	20RD LPF1R					
				3134	3296	3458	3621	3708	20RD LW1R					
				3134	3296	3458	3621	3708	20RD LWF1R					
				4070	4233	4476	4557	4719	20RD VW1R					
				4070	4233	4397	4557	4719	20RD VWF1R					
										Square Top				
				2669	2831	2994	3154	3314	20SQ LP1R					
2669				2831	2994	3154	3314	20SQ LPF1R						
3122	3281	3443	3602	3765	20SQ LW1R									
3122	3281	3443	3602	3765	20SQ LWF1R									
4053	4217	4375	4536	4700	20SQ VW1R									
4053	4217	4375	4536	4700	20SQ VWF1R									
Chela Beam 4-Leg Base 2 Seat 1 Top Seat - Upholstered Back - Upholstered	CEBL3-01 2SIT 	63									Round Top	 LWF1R  VW1R  VWF1R		
			2931	3092	3253	3415	3576	20RD LP1R						
			2931	3092	3253	3415	3576	20RD LPF1R						
			3380	3540	3702	3862	4022	20RD LW1R						
			3380	3540	3702	3862	4022	20RD LWF1R						
			4313	4474	4636	4797	4958	20RD VW1R						
			4313	4474	4636	4797	4958	20RD VWF1R						
									Square Top					
	2911	3075	3236	3395	3559	20SQ LP1R								
	2911	3075	3236	3395	3559	20SQ LPF1R								
	3363	3525	3684	3847	4011	20SQ LW1R								
	3363	3525	3684	3847	4011	20SQ LWF1R								
	4295	4454	4617	4780	4939	20SQ VW1R								
	4295	4454	4617	4780	4939	20SQ VWF1R								

Due to the Flex Motion of every Chela seat, please allow a 4" space between the wall and Chela Beam.













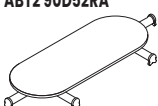

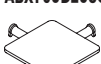
COM Yardage
Refer to page 41.

Finish Options	Price
Chrome	\$ 165
Nickel	\$ 223
Powder Coat - Standard	n/c
Powder Coat - Premium	\$ 165

Custom Charges	Code	Price
Powder Coat Alternative (per color)	OPA	call
Poly Shell Alternative (per color)	OPS	call


Questions?

800 876 2120

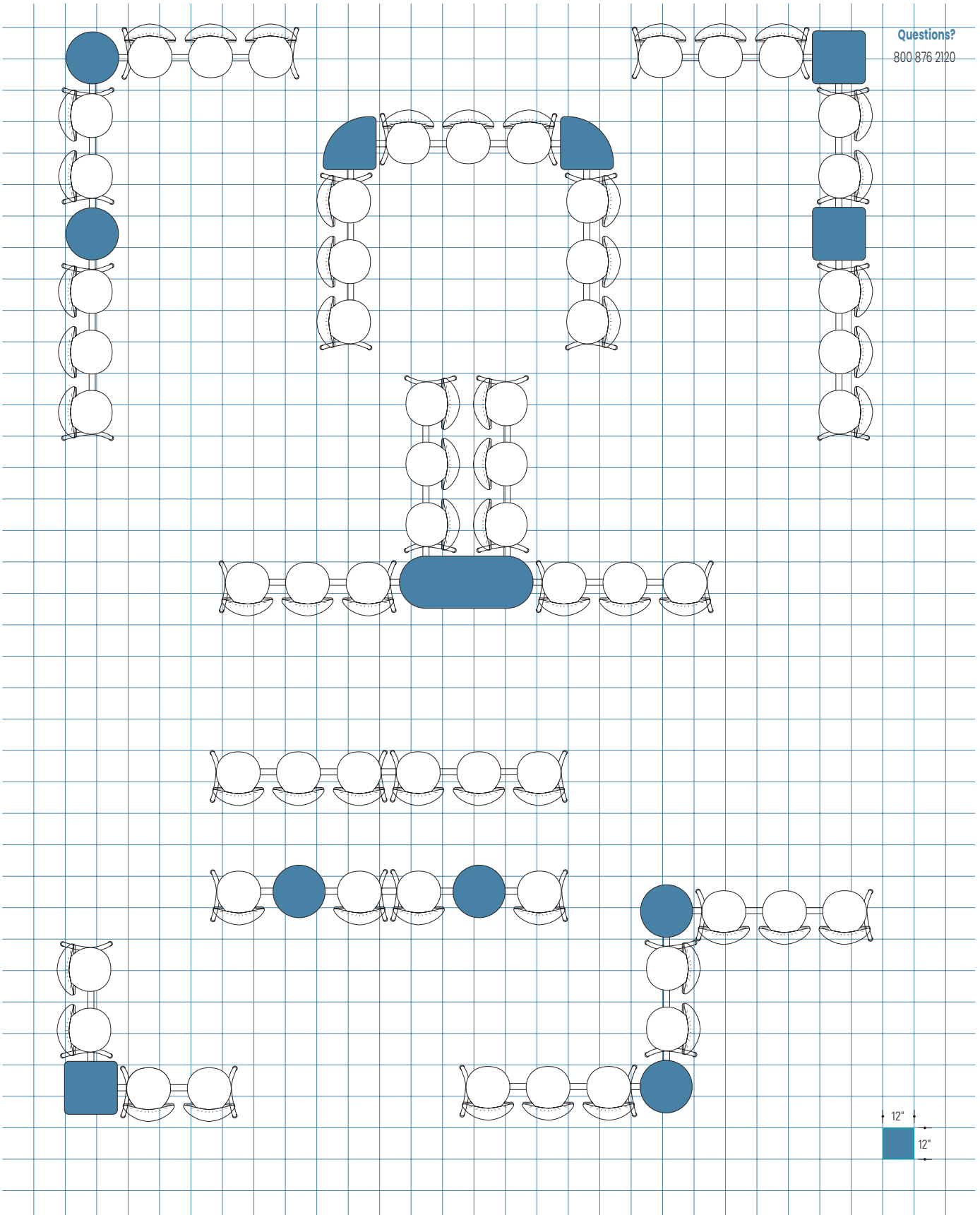
			top > edge >	Laminate Flat PVC	Laminate Fluted PVC	Laminate Flat Wood	Laminate Fluted Wood	Veneer Flat Wood	Veneer Fluted Wood
									
			edge ordering code (radius corner) >	LPIR	LPFIR	LWIR	LWFIR	VWIR	VWFIR
			top thickness >	7/8"	7/8"	7/8"	7/8"	7/8"	7/8"
Style	Description	Model #	Product Wt						
Connectors	1/2" Straight Connector  each: \$114	ABS 4LK	3						
	Round Top 20" Straight Connector 	ABS 20RD	18	705	705	1153	1153	2089	2089
	Square Top 20" Straight Connector 	ABS 20SQ	20	688	688	1135	1135	2071	2071
	Round Top 20" 90° Angle Connector 	ABA 90D20RD	18	667	667	1120	1120	2052	2052
	Square Top 20" 90° Angle Connector 	ABA 90D20SQ	20	649	649	1100	1100	2035	2035
	Quarter Round 20" 90° Angle Connector 	ABA 90D20QR	18	659	659	1106	1106	2044	2044
	Racetrack 20"x 52" TT Connector 	ABT2 90D52RA	46	1240	1240	1690	1690	2623	2623
	Round Top 20" 90° X Connector 	ABX1 90D20RD	25	819	819	1268	1268	2205	2205
	Square Top 20" 90° X Connector 	ABX1 90D20SQ	27	804	804	1253	1253	2188	2188

Due to the Flex Motion of every Chela seat, please allow a 4" space between the wall and Chela Beam.

To Order, Specify...

- ① Model Number and Edge Code
- ② Laminate or Veneer Code and Edge Color

Questions?
800.876.2120



**Specifications**

Companion 4-leg guest chairs, tablet arm chairs, bariatric and stools are available with radius or flared backs. Chairs and stools can be specified with or without arms. Multiple material options are available on the seats, backs and armcaps ranging from upholstery to wood and urethane. An armless youth chair with a radius or flared back is also available.

Features

Finished wood back, seat and armcaps are made from rotary cut molded 7-ply maple. Chairs and stools have a stainless steel pivot glide and the bariatric chairs have a clear polycarbonate glide. Kick-back leg design creates a wall saver on all models. Chairs can be stacked on the floor or on the Companion Chair Trolley. Stools can be stacked on the floor. See below for stacking information.

Stacking Information**Floor**

Arm and armless with glides (includes youth)	8
Arm and armless with single wheel casters	5
Arm and armless with dual wheel casters	4
With tablet arm	4
All stools	6

Trolley

Arm and armless with glides (included youth)	10
Arm and armless with single wheel casters	5
Arm and armless with dual wheel casters	4

Quickship Program

Available for select products in the Companion series, see pricing pages.

The Versteel Quickship Program consists of up to 50 tables, 25 tables with modesty panels or 100 chairs in 10 working days from time of order (received by 12pm EST). Orders must be accompanied by final material and finish specifications for order entry. They must be clearly marked "Quickship" and consist of products from the program. Quickship orders cannot be changed or cancelled, and credit approval must be acquired within 24 hours.

For additional information see Versteel.com.

Shipping Schedule

All Seating	4-5 WEEKS
Quickship Products	10 WORKING DAYS

Contact Versteel Customer Service for special lead time requests.

NOTE CHAIR ORDERS WITH COM UPHOLSTERY WILL BE SCHEDULED UPON RECEIPT OF COM UPHOLSTERY YARDAGE

BIFMA

All Versteel products are constructed to pass the relevant ANSI/BIFMA standards. For more detailed specifications by series and base style, contact Versteel Customer Service at 800.876.2120.

Additional information regarding warranty, terms and conditions, shipping, care and maintenance, etc. can be found in the All Seating price list.

**Companion Chair - Armless
 Radius or Flared Back**

Chair Dimensions
 Overall height: 31½"
 Overall width: 20½"
 Overall depth: 22½"
 Seat height: 18"
 Seat width: 16"
 Seat depth: 17"
 Actual weight: 19 lbs.


**Companion Chair - Arm
 Radius or Flared Back**

Chair Dimensions
 Overall height: 32"
 Overall width w/ armcaps: 23"
 Overall width w/o armcaps: 21¾"
 Overall depth: 21¾"
 Seat height: 18"
 Seat width: 17"
 Seat depth: 18"
 Between arms: 19½"
 Arm height w/ armcaps: 26"
 Arm height w/o armcaps: 25"
 Actual weight: 20 lbs.


**Companion Chair - Flip-Up Tablet Arm
 Radius or Flared Back**

Chair Dimensions
 Overall height: 32"
 Overall width w/ tablet up: 23"
 Overall depth w/ tablet up: 30"
 Seat height: 18"
 Seat width: 17"
 Seat depth: 18"
 Arm height: 26"
 Actual weight: 22 lbs.

Tablet Dimensions
 Tablet size: 13" d x 13½" w x ¾" thick
 Tablet is available in black only


Key Description

- ① base frame, ¾" o.d. 13 gauge steel tube
- ② upholstered back, molded 5-ply with 1" thick, 1.5 lb. density foam
- ③ upholstered armcaps, molded 5-ply with ¾" thick, 1.5 lb. density foam
- ④ upholstered seat, molded 5-ply with 1½" thick 2 lb. density foam

Key Description

- ⑤ finished wood back, seat and armcaps, rotary cut maple, molded 7-ply
- ⑥ foot rest, ¾" o.d. 14 gauge steel tube
- ⑦ pivot glide, stainless steel

**Companion Stool - 24", Armless
Radius or Flared Back**

Stool Dimensions
 Overall height: 38"
 Overall width: 20½"
 Overall depth: 26"
 Seat height: 24"
 Seat width: 16"
 Seat depth: 17"
 Seat to footrest: 15½"
 Actual weight: 20 lbs.
 Suggested for use with 33" - 38" table heights.



**Companion Stool - 29", Armless
Radius or Flared Back**

Stool Dimensions
 Overall height: 43"
 Overall width: 20½"
 Overall depth: 26"
 Seat height: 29"
 Seat width: 16"
 Seat depth: 17"
 Seat to footrest: 15½"
 Actual weight: 21 lbs.
 Suggested for use with 38" - 42" table heights.



**Companion Stool - 24", Arm
Radius or Flared Back**

Stool Dimensions
 Overall height: 38"
 Overall width w/ armcaps: 23"
 Overall width w/o armcaps: 21¾"
 Overall depth: 26"
 Seat height: 24"
 Seat width: 17"
 Seat depth: 18"
 Between arms: 19¾"
 Arm height w/ armcaps: 32"
 Arm height w/o armcaps: 31"
 Seat to footrest: 15½"
 Actual weight: 22 lbs.
 Suggested for use with 33" - 38" table heights



Stacking (Trolley)

Upholstered & Wood
 Arm and armless with glides (includes youth)..... 3
 Arm and armless with single wheel casters 5
 Arm and armless with dual wheel casters 4

Stacking (Floor)

Arm and armless with glides (includes youth)..... 8
 Arm and armless with single wheel casters 5
 Arm and armless with dual wheel casters 4
 With tablet arm 4
 All stools 6

Companion

Chair Frame + Construction

VERSTEEL

Companion Stool - 29", Arm Radius or Flared Back

Stool Dimensions

Overall height: 43"

Overall width w/ armcaps: 23"

Overall width w/o armcaps: 21 3/8"

Overall depth: 26"

Seat height: 29"

Seat width: 17"

Seat depth: 18"

Between arms: 19 5/8"

Arm height w/ armcaps: 37"

Arm height w/o armcaps: 36"

Seat to footrest: 15 1/2"

Actual weight: 16 lbs. w/ arms

Actual weight: 15 lbs. w/o arms

Suggested for use with 38"- 42" table heights.

**Companion X 26" - Arm only Radius or Flared Back**

Chair Dimensions

Overall height: 31 1/2"

Overall width w/ armcaps: 30 3/4"

Overall depth: 22 1/2"

Seat height: 17"

Seat width: 24 1/2"

Seat depth: 18"

Between arms: 26 3/4"

Arm height w/ armcaps: 26"

Actual weight: 35 lbs. w/ arms

**Companion X 30" - Arm Radius or Flared Back**

Chair Dimensions

Overall height: 31 1/2"

Overall width w/ armcaps: 33 3/4"

Overall depth: 22 1/2"

Seat height: 17"

Seat width: 26 3/4"

Seat depth: 18"

Between arms: 30"

Arm height w/ armcaps: 26"

Actual weight: 42 lbs. w/ arms

**Key Description**

- 1 base frame, 7/8" o.d. 13 gauge steel tube
- 2 upholstered back, molded 5-ply with 1" thick, 1.5 lb. density foam
- 3 upholstered armcaps, molded 5-ply with 1/4" thick, 1.5 lb. density foam
- 4 upholstered seat, molded 5-ply with 1 1/2" thick 2 lb. density foam

Key Description

- 5 finished wood back, seat and armcaps, rotary cut maple, molded 7-ply
- 6 foot rest, 5/8" o.d. 14 gauge steel tube
- 7 pivot glide, stainless steel
- 8 glide, clear polycarbonate

**Companion X 42" - Arm only
Radius or Flared Back**

Chair Dimensions
 Overall height: 31½"
 Overall width w/ armcaps: 45¼"
 Overall depth: 22½"
 Seat height: 17"
 Seat width: 38¾"
 Seat depth: 18"
 Between arms: 42"
 Arm height w/ armcaps: 26"
 Actual weight: 55 lbs. w/ arms



**Companion Youth Chair - Armless Only
Radius or Flared Back**

Chair Dimensions
 Overall height: 25"
 Overall width: 18¾"
 Overall depth: 17½"
 Seat height: 14¼"
 Seat width: 14"
 Seat depth: 14½"
 Actual weight: 12 lbs.
 Suggested for use with 22" - 24" table heights



Stacking (Trolley)

Upholstered & Wood
 Arm and armless with glides (includes youth).....10
 Arm and armless with single wheel casters5
 Arm and armless with dual wheel casters.....4

Stacking (Floor)

Arm and armless with glides (includes youth).....8
 Arm and armless with single wheel casters5
 Arm and armless with dual wheel casters4
 With tablet arm4
 All stools.....6

Standard Versteel Upholstery

Standard Versteel Upholstery offers a range of materials, from fabrics in a variety of colors and textures to vinyls for soil resistance. Please refer to Versteel's fabric cards or the "Materials + Finishes" section of our website for information.

Grade-in Upholstery

Versteel has coordinated with upholstery manufacturers to simplify your order process. Many of the manufacturers' offerings have been pre-approved for application on Versteel Seating.

Contact Versteel Customer Service with your selected fabric choice to be graded in. You will be supplied with the appropriate grade-in designator. On your purchase order, complete the information with the pattern name, color description and grade-in designator, and Versteel will take it from there.

Customer's Own Material

Customer's Own Materials (COM's) are not an issue on Companion. Many COM's are pre-approved for application on Versteel Seating. Call Versteel Customer Service with your COM selection to determine if it has been pre-approved. If your selection has not been pre-approved, reference the "Receiving COM Approval" section below.

Receiving COM Approval

Not all materials are suitable for upholstery on Companion. A 12" x 12" memo sample must be supplied for approval before a COM material is accepted for an order. If the material is directional in pattern or weave, the pattern repeat (in inches) in both directions or the weave direction must be supplied.

Excess COM

Versteel will not store excess COM for more than 30 days after the order has been completed. If excess material is to be returned after order completion, send the request to Versteel Customer Service prior to acknowledged ship date. It is the customer's responsibility to arrange for the return of the material "freight collect."

COM Requiring Application Test

If an application test is required for your selected COM, send test sample material along with the following.

1. Name and return address
2. Model selected
3. Sketch showing special requirements for the positioning of the materials' pattern on the seat and ledge, if special considerations are required.

NOTE ALL UPHOLSTERIES ARE CUT UP THE ROLL TO MAXIMIZE YIELD AND WEAR PERFORMANCE

Ship COM to:

Versteel
 2332 Cathy Lane
 Jasper, IN 47546

COM must be shipped to the factory with transportation costs "prepaid." If material is considered defective or unusable, it will be returned "transportation collect."

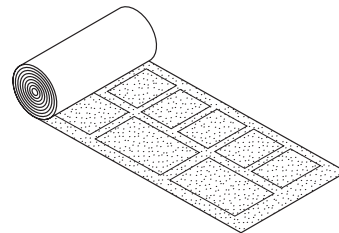
For standard lead time orders, tag fabric with purchase order number and identify with project number if possible.

Application of Directional Fabrics

Due to the upholstering process, some fabrics not considered directional by the supplier may be considered directional by Versteel.

All COM's are cut "up the roll" unless otherwise directed by the customer (see illustration below).

EXAMPLE PATTERN CUT UP THE ROLL



If special cutting or upholstery application is required, you must indicate requirement at time of order entry.

Companion COM Yardage Requirements

Companion yardage requirements are calculated for chairs and stools based on a material width of 54" and a repeat of 2" or less. For material less than 54" wide, contact Versteel for yardage requirements. Use the chart below as a guide to calculate your COM yardage. For quantities greater than 20 chairs or stools, contact Versteel Customer Service for calculation of COM yardage by model.

Quantity of Chairs	1	2	3	4	5	6	7	8	9	10	11	12	13	14	15	16	17	18	19	20
Companion Chairs and Stools With or Without Arms (yardage includes upholstered armcaps if specified)																				
Upholstered Seat & Back	1.5	2.5	3.5	4.5	5.0	6.0	6.5	7.5	9.0	9.5	11.0	11.0	13.0	13.0	15.5	14.5	16.0	17.5	17.5	19.0
Upholstered Seat Armless	1.0	1.5	1.5	2.5	2.5	3.0	3.0	4.0	4.5	4.5	5.0	5.0	6.0	6.0	6.5	6.5	7.5	8.0	8.0	8.5
Upholstered Seat with Arms	1.0	1.5	1.5	2.5	2.5	3.0	3.0	4.0	4.5	4.5	5.0	5.0	6.0	6.0	6.5	6.5	7.5	8.0	8.0	8.5
Upholstered Back Only	1.0	2.0	2.0	2.5	3.5	4.0	4.5	5.0	5.5	6.0	6.5	7.0	7.5	8.0	8.5	9.0	9.5	10.0	10.5	11.5
Companion X (Bariatric) Chairs (yardage includes upholstered armcaps)																				
Uph Seat, Back & Armcaps	2.5	5.0	7.0	9.0	11.0	13.5	15.5	17.0	19.0	21.5	23.0	24.5	26.5	28.5	30.5	32.5	34.5	36.0	38.0	40.0

Patterned COM Additional Yardage Guide

Use the guide below to aid in ordering the appropriate COM fabric when needing to match a pattern with a repeat. To use this guide, add the vertical and horizontal repeats together (e.g. a 5" vertical repeat plus an 11" horizontal repeat gives a 16" total). Then find the appropriate entry on the chart, and increase the yardage estimate by the percentage indicated.

For example: The yardage estimate is 8 yards of 54" wide fabric and the pattern has a repeat of 11" horizontal and 5" vertical. Add up the repeats (11" + 5" = 16") and find the appropriate entry - 15% in this example. Fifteen percent more fabric is required to match the pattern. 8 yards plus an extra 15% is 9.2 yards.

Fabric Width	Plain Fabric	3" - 14" Repeat	15" - 19" Repeat	20" - 27" Repeat	28" - 36" Repeat	37" - 45" Repeat	46" - 54" Repeat
54"	0%	10%	15%	20%	25%	30%	35%
50" - 52"	10%	20%	25%	30%	35%	40%	45%

Decorative Patterns

Yardage requirements are greatly affected by the size of the repeat and the print or pattern of the material. Versteel cuts all seating patterns with aesthetic concerns in mind for high quality and consistency. Refer to the COM listing for the yardage required for pattern repeat.



To Order, Specify...

- 1 Model Number
- 2 Frame Color
- 3 Wood Finish
- 4 Upholstery Selection
- 5 Urethane Armcap Color
- 6 Frame Options



A **CLRA-01** is a Companion series, radius back armless 4-leg chair with an upholstered seat and back..

The codes **PWHI** / **FED Grotto** specify a Whisper frame and Grade 4 Editor Grotto upholstery.

Model Number CLRA-01

Orders may be sent via
Mailing Address

Versteel
2332 Cathy Lane
Jasper, IN 47546

Contact Versteel

Email contact@versteel.com
Phone 800 876 2120
812 634 2120
Fax 812 482 9318

Studio Steel®

Versteel's "urban fabrication" process leaves the telltale signs of welding and assembly on the surface, highlighting a manufacturing aesthetic. Choosing a clear or transparent powder coat is recommended, allowing tonal striations (created as a result of extreme heat), natural textures, and the inherent qualities of raw steel to show through.

Studio Steel Process \$165 per chair

Powder Coat Finishes

All powder coat finishes in the Versteel offering have been formulated with the use of epoxy, polyester or epoxy and polyester blends to maximize the finish durability.

Powder Coat – Standard n/c

Powder Coat – Premium. \$165 per chair

Companion Powder Coat Colors

Alloy. PALY	Mint PMNT
Amethyst PAME	Navy PNAV
Anthracite PANT	Nimbus. PNIM
Black Anodized. PBLA	Nutmeg PNUT
Bronze PBRO	◆ Pacific PPAC
Calypso PCAL	Pearl PPEA
Carbon. PCAR	Pebble PPEB
Champagne PCHA	Ⓟ Platinum PPLA
Coconut PCOC	Poppy. PPOP
◆ Copper. PCOP	◆ Raven. PRAV
Crimson PCRI	Royal PROY
◆ Crystal PCRY	Seaside PSEA
Daffodil. PDAF	Shipyards PSHI
Ebony PEBO	Silver PSIL
Forest PFOR	Snow PSNO
Fossil PFOS	Stone PSTO
◆ Garnet PGAR	Storm PSTM
◆ Gold. PGOL	Terra Cotta PTEC
Graphite PGRA	Whisper PWHI
Ⓟ Hope PHOP	White Linen PWHL
Kelly Green PKEG	Powder Coat Alternative . OPA
◆ Matte PMAT	
Mica. PMIC	

Transparent Powder Coats (indicated by ◆)

Please note that the transparent characteristics of these powders allow all natural welds and textures inherent to raw steel to be visible.

Premium Powder Coats (indicated by Ⓟ)

Versteel's premium process uses specially formulated powder coats for a truly unique color palette.

Plated

Versteel offers two plated options: Chrome and Nickel. Chrome is our most durable finish available and is a deep luster chrome plated finish. Nickel is a plated finish with a clear coat applied for durability. An upcharge applies for plated finishes. See product pricing pages for upcharge.

Chrome [ECHR](#)

Nickel [ENKL](#)

Wood Finish

Versteel uses a post-catalyst varnish NDF topcoat that meets AWI (Architectural Woodwork Institute) TR6 performance standards.

Companion Wood Finishes

All Companion wood finishes on Maple.

Beach. [WBEA](#) Forest [WFOR](#)

Blossom Cherry [WBLC](#) Golden Cherry [WGNC](#)

Brighton Walnut [WBRW](#) Java Cherry. [WJAC](#)

Caramel Maple [WCMM](#) Millwork Cherry. [WMWC](#)

Chestnut. [WCHE](#) Pebble [WPEB](#)

Cordovan Cherry [WCNC](#) Seaside [WSEA](#)

Drift [WDRI](#) Solar Maple [WSLM](#)

Espresso Walnut. [WESW](#) Sugar Maple [WSUM](#)

Fawn [WFAW](#) Terra Cotta [WTEC](#)

Fog [WFOG](#) Whisper [WWHI](#)

Companion Urethane Armcaps

Companion armcaps are molded with soft urethane. The materials provide a comfortable, supportive seating surface through the movement of the chair.

Companion Urethane Armcap Colors

Alloy. [UALY](#) Pearl [JUPEA](#)

Ebony [UEBO](#) Stone [USTO](#)

Fossil [UFOS](#) Storm [USTM](#)

Graphite [UGRA](#) Whisper [UWHI](#)

Nimbus. [UNIM](#) White Linen [UWHL](#)

Finish Reference & Samples

For finish color reference, please refer to our website. Contact Versteel Customer Service to receive actual color samples for color matches and final color approval.

Powder Coat Alternative**Call for quotation**

Specify code **OPA** (*Powder Coat Alternative*), add cost from Versteel quotation

Powder Coat Alternative is available from Versteel. The entire RAL color reference along with hundreds of other color and finishes are available.

For Powder Coat Alternative matching, you must supply a color reference sample, or an RAL number. Versteel will review the sample for possible existing colors available and send a sample for customer approval. If no color match exists a custom match can be developed. Call Versteel Customer Service for associated upcharges on custom color development.

NOTE CUSTOM COLOR MATCHING APPROVALS MAY AFFECT STANDARD PRODUCTION SCHEDULES

Stain Finish Match**\$996 / one time charge per finish, per order**

Specify code **OSM** (*Stain Finish Match*), add \$996.00 list per finish, per order

Alternative Stain Finishes are available. For Stain Finish Matching you must supply two 4" x 4" finish color and grain reference samples. An expertly finish matched sample will be provided for customer approval.

NOTE CUSTOM COLOR MATCHING APPROVALS MAY AFFECT STANDARD PRODUCTION SCHEDULES

Custom Engraving or Cutout**Call for Quotation**

Specify code **KLC** (*Laser Cutout*), add cost from Versteel quotation

Personalize seating with your custom art via etching, engraving or laser cutting.

Hard Surface Glides - Nylon (set of 4)

\$23 / chair or stool

Specify code **GLD32** (Hard Surface Glides - Nylon), add \$23 list per chair or stool.



Glide surface is nylon and designed for use on hard surface flooring. See individual product pages for availability and ordering code.

Hard Surface Glides - Felt (set of 4)

\$23 / chair or stool

Specify code **GLD33** (Hard Surface Glides - Felt), add \$23 list per chair or stool.



Glide surface is felt and designed for use on hard surface flooring. See individual product pages for availability and ordering code.

Felt Hard Surface Replacement Caps (set of 4)

\$23 / chair or stool

Specify code **ABGFRC** (Felt Hard Surface Replacement Caps), add \$23 list per chair or stool

Felt replacement caps for felt hard surface glides.

Accessory Glide Replacement Tool

\$26 / tool

Specify code **AGRT** (Accessory Glide Replacement Tool), add \$26 list per tool

Use to remove worn felt hard surface glide caps.

Casters - Non-Locking Single Wheel (set of 4)

\$191 / chair

Specify code **CAS33** (Casters - Non-Locking Single Wheel), add \$191 list per chair



Non-locking single wheel, unique profile 2" diameter caster threaded into the receiver leg base. Please refer to the individual pricing pages for availability. Must be specified at the time of order. Caster option does not change the chair seat height.

Casters - Non-Locking Dual Wheel Black Nylon Hard Wheel (Set of 4)

\$171 / chair

Specify code **CAS54** (Casters - Dual Wheel Black Nylon Hard Wheel), add \$171 list per 4-leg chair.

Black non-locking dual wheel, 2" diameter hard wheel casters may be specified on the 4-leg guest chair. Please refer to the individual pricing pages for availability. Caster option must be specified at the time of the order and does not change the chair seat height.

Casters - Non-Locking Dual Wheel Black Nylon Soft Wheel (Set of 4)

\$171 / chair

Specify code **CAS58** (Casters - Dual Wheel Black Nylon soft Wheel), add \$171 list per 4-leg chair.

Black non-locking dual wheel, 2" diameter soft wheel casters may be specified on the 4-leg guest chair. Please refer to the individual pricing pages for availability. Caster option must be specified at the time of the order and does not change the chair seat height.

Chair Link - Companion

\$35 / chair

Specify code **ACLCO** (Chair Link - Companion), add \$35 list per chair



Link will ship installed on chair when specified on order. Can be field installed without the use of tools. Link stores under chair seat.

Book Basket - Companion

\$148 / basket

Specify code **BCL** (Book Basket - Companion) add \$148 list per chair



The Companion book basket is made of formed resistance welded wire. Finish is Chrome unless otherwise specified. Basket may be field installed. Inside dimensions are 11½" w x 13½" d x 6" h

Chair Trolley - Companion
\$717 / each

 Specify code **ACTCO** (Chair Trolley - Companion), add \$717 list each


Companion upholstered or wood chairs with glides stack 10 high. Chairs with single wheel casters stack 5 high while chairs with dual wheel casters stack 4 high. Trolley with a stack of 10 chairs measures approximately 24"w x 36"d x 61"h.

STACKING INFORMATION - COMPANION ALL COMPANION ARM AND ARMLESS CHAIRS WITH GLIDES STACK 10 HIGH ON THE TROLLEY AND 8 HIGH ON THE FLOOR. CHAIRS WITH SINGLE WHEEL CASTERS STACK 5 HIGH ON THE TROLLEY AND 5 HIGH ON THE FLOOR. CHAIRS WITH DUAL WHEEL CASTERS STACK 4 HIGH ON THE TROLLEY AND 4 HIGH ON THE FLOOR. CHAIRS WITH TABLET ARM STACK 4 HIGH ON THE FLOOR. ALL COMPANION STOOLS STACK 6 HIGH ON THE FLOOR.

NOTE NOT AVAILABLE FOR COMPANION X CHAIRS

Chair Trolley - Companion Youth
\$717 / each

 Specify code **ACTCOY** (Chair Trolley - Companion Youth), add \$717 list each


Companion Youth upholstered or wood chairs stack 10 high. Trolley with stack of 10 chairs measures approximately 21½"w x 33½"d x 50½"h.

STACKING INFORMATION - COMPANION ALL COMPANION YOUTH CHAIRS STACK 10 HIGH ON THE TROLLEY AND 8 HIGH ON THE FLOOR.

Companion

Radius Back Chair
Armless



VERSTEEL

Questions?

800 876 2120

Quickship Program Product

				material > grade >	Fabric Grade 2 or COM	Fabric Grade 3	Fabric Grade 4	Fabric Grade 5	Fabric Grade 6	Wood or Aluminum
Style	Description	Model #	Product Wt							
 CLRA-01	4-Leg Base Without Arms Seat - Upholstered Back - Upholstered	CLRA-01 	19 	737	834	928	1024	1121		
	4-Leg Base Without Arms Seat - Upholstered Back - Wood	CLRA-04 	19 	854	932	1010	1088	1160		
	4-Leg Base Without Arms Seat - Wood Back - Wood	CLRA-07 	19 							991
	4-Leg Base Without Arms Seat - Aluminum Back - Aluminum	CLRA-41 	19 							967
	4-Leg Base Without Arms Seat - Upholstered Back - Aluminum	CLRA-42 	19 	878	953	1032	1108	1185		

Stacking

Refer to page 62.

COM Yardage


Refer to page 69.

To Order, Specify...

- ① Model Number
- ② Frame Color
- ③ Wood Finish
- ④ Upholstery Selection
- ⑤ Frame Options



Questions?
800 876 2120

Style	Description	Model #	Product Wt	material >	Fabric	Fabric	Fabric	Fabric	Fabric	Wood
				grade >	Grade 2	Grade 3	Grade 4	Grade 5	Grade 6	or Aluminum
				or COM						
 CLRA-01Y	4-Leg Base Without Arms Seat - Upholstered Back - Upholstered	CLRA-01Y	12	590	688	785	880	976		
	4-Leg Base Without Arms Seat - Upholstered Back - Wood	CLRA-04Y	12	683	763	838	918	996		
	4-Leg Base Without Arms Seat - Wood Back - Wood	CLRA-07Y	12							792

22"-24" table heights are recommended for use with youth seating

Stacking
Refer to page 62.

COM Yardage
Refer to page 69.

Finish Options	Price
Chrome	\$ 165
Nickel	\$ 223
Powder Coat - Standard	n/c
Powder Coat - Premium	\$ 165

Frame Options	Code	Price
Hard Surface Glides - Nylon (set of 4).....	GLD32	\$ 23
Hard Surface Glides - Felt (set of 4).....	GLD33	\$ 23
Casters - Single Wheel Soft Wheel (set of 4) ..	CAS33	\$ 191
Not Available on Companion Youth Models		
Casters, Dual Wheel Black Nylon		
Hard Wheel (set of 4).....	CAS54	\$ 171
Not Available on Companion Youth Models		
Casters - Dual Wheel Black Nylon		
Soft Wheel (set of 4).....	CAS56	\$ 171
Not Available on Companion Youth		

Accessories	Code	Price
Chair Trolley - Companion.....	ACTCO	\$ 717
Chair Trolley - Companion Youth	ACTCOY	\$ 717
Chair Link - Companion	ACLCO	\$ 35
Not Available on Companion Youth		

Custom Charges	Code	Price
Powder Coat Alternative (per color)	OPA	call
Stain Finish Match (per finish).....	OSM	\$ 996

Companion

Radius Back Chair

Arm


VERSTEEL

Questions?

800 876 2120

QS Quickship Program Product

				material > grade >	Fabric Grade 2 or COM	Fabric Grade 3	Fabric Grade 4	Fabric Grade 5	Fabric Grade 6	Wood
Style	Description	Model #	Product Wt							
 CLARA-01	4-Leg Base With Arms Seat - Upholstered Back - Upholstered Armcaps - None	CLARA-01 	20	808	903	999	1096	1190		
	4-Leg Base With Arms Seat - Upholstered Back - Upholstered Armcaps - Upholstered	CLARA-02 	20	926	1040	1156	1273	1391		
	4-Leg Base With Arms Seat - Upholstered Back - Upholstered Armcaps - Wood	CLARA-03 	20	1039	1134	1232	1326	1422		
	4-Leg Base With Arms Seat - Upholstered Back - Wood Armcaps - None	CLARA-04 	20	925	1000	1076	1155	1233		
	4-Leg Base With Arms Seat - Upholstered Back - Wood Armcaps - Upholstered	CLARA-05 	20	1040	1135	1233	1328	1426		
	4-Leg Base With Arms Seat - Upholstered Back - Wood Armcaps - Wood	CLARA-06 	20	1155	1233	1310	1388	1466		
	4-Leg Base With Arms Seat - Wood Back - Wood Armcaps - None	CLARA-07 	20							1061
	4-Leg Base With Arms Seat - Wood Back - Wood Armcaps - Wood	CLARA-08 	20							1295

Stacking

Refer to page 62.

COM Yardage




Refer to page 69.

To Order, Specify...

- 1 Model Number
- 2 Frame Color
- 3 Wood Finish
- 4 Upholstery Selection
- 5 Urethane Armcap Color
- 6 Frame Options



Questions?
800 876 2120

Style	Description	Model #	Product Wt	material >	Fabric	Fabric	Fabric	Fabric	Fabric	Wood
				grade >	Grade 2 or COM	Grade 3	Grade 4	Grade 5	Grade 6	
 CLARA-01	4-Leg Base With Arms Seat - Upholstered Back - Upholstered Armcaps - Urethane	CLARA-09	20		926	1040	1156	1273	1391	
			QS							
	4-Leg Base With Arms Seat - Upholstered Back - Wood Armcaps - Urethane	CLARA-10	20		1040	1135	1233	1328	1426	
			QS							

Stacking
Refer to page 62.

COM Yardage
Refer to page 69.

Finish Options	Price
Chrome	\$ 165
Nickel	\$ 223
Powder Coat - Standard	n/c
Powder Coat - Premium	\$ 165



Frame Options	Code	Price
Hard Surface Glides - Nylon (set of 4).....	GLD32	\$ 23
Hard Surface Glides - Felt (set of 4).....	GLD33	\$ 23
Casters - Single Wheel Soft Wheel (set of 4) ..	CAS33	\$ 191
Casters, Dual Wheel Black Nylon		
Hard Wheel (set of 4).....	CAS54	\$ 171
Casters - Dual Wheel Black Nylon		
Soft Wheel (set of 4).....	CAS56	\$ 171

Accessories	Code	Price
Chair Trolley - Companion.....	ACTCO	\$ 717
Chair Link - Companion	ACLCO	\$ 35

Custom Charges	Code	Price
Powder Coat Alternative (per color)	OPA	call
Stain Finish Match (per finish).....	OSM	\$ 996

CompanionRadius Back Chair
Flip-Up Tablet Arm**VERSTEEL****Questions?**

800 876 2120

		material > grade >	Fabric Grade 2 or COM	Fabric Grade 3	Fabric Grade 4	Fabric Grade 5	Fabric Grade 6	Wood
Style	Description	Model #	Product Wt					
 <p>CLRA-01TBR Tablet material is ¾" Black Thermofoil with a Black Thermofoil edge.</p>	4-Leg Base Tablet Arm Right Seat - Upholstered Back - Upholstered	CLRA-01TBR	22	976	1072	1165	1262	1359
	4-Leg Base Tablet Arm Right Seat - Upholstered Back - Wood	CLRA-04TBR	22	1095	1172	1250	1325	1404
	4-Leg Base Tablet Arm Right Seat - Wood Back - Wood	CLRA-07TBR	22					1228
 <p>CLRA-04TBL Tablet material is ¾" Black Thermofoil with a Black Thermofoil edge.</p>	4-Leg Base Tablet Arm Left Seat - Upholstered Back - Upholstered	CLRA-01TBL	22	976	1072	1165	1262	1359
	4-Leg Base Tablet Arm Left Seat - Upholstered Back - Wood	CLRA-04TBL	22	1095	1172	1250	1325	1404
	4-Leg Base Tablet Arm Left Seat - Wood Back - Wood	CLRA-07TBL	22					1228

Stacking

Refer to page 62.

COM Yardage

Refer to page 69.



To Order, Specify...

- ① Model Number
- ② Frame Color
- ③ Wood Finish
- ④ Upholstery Selection
- ⑤ Frame Options



Questions?

800 876 2120

Style	Description	Model #	Product Wt	material >	Fabric	Fabric	Fabric	Fabric	Fabric	Wood
				grade >	Grade 2	Grade 3	Grade 4	Grade 5	Grade 6	
				or.COM						
 <p>CLRA-01RTBR Tablet material is 3/8" Black Thermofoil with a Black Thermofoil edge.</p>	4-Leg Base Tablet Arm Right Seat - Upholstered Back - Upholstered	CLRA-01RTBR	22	1124	1298	1393	1489	1584		
	4-Leg Base Tablet Arm Right Seat - Upholstered Back - Wood	CLRA-04RTBR	22	1321	1397	1475	1552	1630		
	4-Leg Base Tablet Arm Right Seat - Wood Back - Wood	CLRA-07RTBR	22							1455
 <p>CLRA-04RTBL Tablet material is 3/8" Black Thermofoil with a Black Thermofoil edge.</p>	4-Leg Base Tablet Arm Left Seat - Upholstered Back - Upholstered	CLRA-01RTBL	22	1124	1298	1393	1489	1584		
	4-Leg Base Tablet Arm Left Seat - Upholstered Back - Wood	CLRA-04RTBL	22	1321	1397	1475	1552	1630		
	4-Leg Base Tablet Arm Left Seat - Wood Back - Wood	CLRA-07RTBL	22							1455

Stacking
Refer to page 62.

COM Yardage
Refer to page 69.







Finish Options	Price	Frame Options	Code	Price	Custom Charges	Code	Price
Chrome	\$ 165	Hard Surface Glides - Nylon (set of 4).....	GLD32	\$ 23	Powder Coat Alternative (per color)	OPA	call
Nickel.....	\$ 223	Hard Surface Glides - Felt (set of 4).....	GLD33	\$ 23	Stain Finish Match (per finish).....	OSM	\$ 996
Powder Coat - Standard.....	n/c	Casters - Single Wheel Soft Wheel (set of 4) ..	CAS33	\$ 191			
Powder Coat - Premium	\$ 165	Casters, Dual Wheel Black Nylon					
		Hard Wheel (set of 4).....	CAS54	\$ 171			
		Casters - Dual Wheel Black Nylon					
		Soft Wheel (set of 4).....	CAS56	\$ 171			

Companion

Radius Back Stool - 24"
Armless

**VERSTEEL****Questions?**

800 876 2120

		material > grade >		Fabric Grade 2 or COM	Fabric Grade 3	Fabric Grade 4	Fabric Grade 5	Fabric Grade 6	Wood or Aluminum
Style	Description	Model #	Product Wt						
 CLRA-04S24	4-Leg Base 24" Seat Height Without Arms Seat - Upholstered Back - Upholstered 	CLRA-01S24	20	1016	1113	1208	1304	1399	
	4-Leg Base 24" Seat Height Without Arms Seat - Upholstered Back - Wood 	CLRA-04S24	20	1134	1212	1293	1370	1446	
	4-Leg Base 24" Seat Height Without Arms Seat - Wood Back - Wood 	CLRA-07S24	20						1269
	4-Leg Base 24" Seat Height Without Arms Seat - Aluminum Back - Aluminum 	CLRA-41S24	20						1269
	4-Leg Base 24" Seat Height Without Arms Seat - Upholstered Back - Aluminum 	CLRA-42S24	20	1155	1233	1310	1388	1466	

33"- 38" table heights
are recommended for
use with 24" stool

Stacking

Refer to page 62.

COM Yardage


Refer to page 69.

To Order, Specify...

- ① Model Number
- ② Frame Color
- ③ Wood Finish
- ④ Upholstery Selection
- ⑤ Frame Options



Questions?
800 876 2120

Style	Description	Model #	Product Wt	material >	Fabric	Fabric	Fabric	Fabric	Fabric	Wood
				grade >	Grade 2	Grade 3	Grade 4	Grade 5	Grade 6	or Aluminum
					or COM					
 CLRA-07S29	4-Leg Base 29" Seat Height Without Arms Seat - Upholstered Back - Upholstered	CLRA-01S29	21	1016		1113	1208	1304	1399	
	4-Leg Base 29" Seat Height Without Arms Seat - Upholstered Back - Wood	CLRA-04S29	21	1134		1212	1293	1370	1446	
	4-Leg Base 29" Seat Height Without Arms Seat - Wood Back - Wood	CLRA-07S29	21							1269
	4-Leg Base 29" Seat Height Without Arms Seat - Aluminum Back - Aluminum	CLRA-41S29	21							1269
	4-Leg Base 29" Seat Height Without Arms Seat - Upholstered Back - Aluminum	CLRA-42S29	21	1155		1233	1310	1388	1466	

38" - 42" table heights
are recommended for
use with 29" stool

Stacking
Refer to page 62.

COM Yardage
Refer to page 69.

Finish Options	Price
Chrome	\$ 165
Nickel	\$ 223
Powder Coat - Standard	n/c
Powder Coat - Premium	\$ 165

Frame Options	Code	Price
Hard Surface Glides - Nylon (set of 4)	GLD32	\$ 23
Hard Surface Glides - Felt (set of 4)	GLD33	\$ 23

Accessories	Code	Price
Chair Link - Companion	ACLCO	\$ 35

Custom Charges	Code	Price
Powder Coat Alternative (per color)	OPA	call
Stain Finish Match (per finish)	OSM	\$ 996










Companion

Radius Back Stool - 24"
Arm

VERSTEEL

Questions?

800 876 2120

				material > grade >	Fabric Grade 2 or COM	Fabric Grade 3	Fabric Grade 4	Fabric Grade 5	Fabric Grade 6	Wood
Style	Description	Model #	Product Wt							
 CLARA-05S24	4-Leg Base 24" Seat Height With Arms Seat - Upholstered Back - Upholstered Armcaps - None	 CLARA-01S24	22	1088	1183	1278	1374	1472		
	4-Leg Base 24" Seat Height With Arms Seat - Upholstered Back - Upholstered Armcaps - Upholstered	 CLARA-02S24	22	1205	1322	1439	1553	1669		
	4-Leg Base 24" Seat Height With Arms Seat - Upholstered Back - Upholstered Armcaps - Wood	 CLARA-03S24	22	1321	1417	1513	1609	1703		
	4-Leg Base 24" Seat Height With Arms Seat - Upholstered Back - Wood Armcaps - None	 CLARA-04S24	22	1205	1280	1361	1439	1515		
	4-Leg Base 24" Seat Height With Arms Seat - Upholstered Back - Wood Armcaps - Upholstered	 CLARA-05S24	22	1323	1419	1515	1612	1707		
	4-Leg Base 24" Seat Height With Arms Seat - Upholstered Back - Wood Armcaps - Wood	 CLARA-06S24	22	1439	1515	1592	1669	1747		
	4-Leg Base 24" Seat Height With Arms Seat - Wood Back - Wood Armcaps - None	 CLARA-07S24	22							1341
	4-Leg Base 24" Seat Height With Arms Seat - Wood Back - Wood Armcaps - Wood	 CLARA-08S24	22							1573

33" - 38" table heights
are recommended for
use with 24" stool

Stacking
Refer to page 62.

COM Yardage
Refer to page 69.




To Order, Specify...

- ① Model Number
- ② Frame Color
- ③ Wood Finish
- ④ Upholstery Selection
- ⑤ Urethane Armcap Color
- ⑥ Frame Options



Questions?

800 876 2120

Style	Description	Model #	Product Wt	material >	Fabric	Fabric	Fabric	Fabric	Fabric	Wood
				grade >	Grade 2	Grade 3	Grade 4	Grade 5	Grade 6	
				or.COM						
 CLARA-05S24	4-Leg Base 24" Seat Height With Arms Seat - Upholstered Back - Upholstered Armcaps - Urethane	CLARA-09S24	22	1205	1322	1439	1553	1669		
										
	4-Leg Base 24" Seat Height With Arms Seat - Upholstered Back - Wood Armcaps - Urethane	CLARA-10S24	22	1323	1419	1515	1612	1707		
										

33"-38" table heights
are recommended for
use with 24" stool

Stacking
Refer to page 62.

COM Yardage
Refer to page 69.

Finish Options	Price
Chrome	\$ 165
Nickel	\$ 223
Powder Coat - Standard	n/c
Powder Coat - Premium	\$ 165

Frame Options	Code	Price
Hard Surface Glides - Nylon (set of 4).....	GLD32	\$ 23
Hard Surface Glides - Felt (set of 4).....	GLD33	\$ 23

Accessories	Code	Price
Chair Link - Companion	ACLCO	\$ 35

Custom Charges		
Powder Coat Alternative (per color)	OPA	call
Stain Finish Match (per finish).....	OSM	\$ 996










Companion

Radius Back Stool - 29"
Arm

VERSTEEL

Questions?

800 876 2120

Style	Description	Model #	Product Wt	material > grade >	Fabric Grade 2 or COM	Fabric Grade 3	Fabric Grade 4	Fabric Grade 5	Fabric Grade 6	Wood
 CLARA-01S29	4-Leg Base 29" Seat Height With Arms Seat - Upholstered Back - Upholstered Armcaps - None	 CLARA-01S29	23		1088	1183	1278	1374	1472	
	4-Leg Base 29" Seat Height With Arms Seat - Upholstered Back - Upholstered Armcaps - Upholstered	 CLARA-02S29	23		1205	1322	1439	1553	1669	
	4-Leg Base 29" Seat Height With Arms Seat - Upholstered Back - Upholstered Armcaps - Wood	 CLARA-03S29	23		1321	1417	1513	1609	1703	
	4-Leg Base 29" Seat Height With Arms Seat - Upholstered Back - Wood Armcaps - None	 CLARA-04S29	23		1205	1280	1361	1439	1515	
	4-Leg Base 29" Seat Height With Arms Seat - Upholstered Back - Wood Armcaps - Upholstered	 CLARA-05S29	23		1323	1419	1515	1612	1707	
	4-Leg Base 29" Seat Height With Arms Seat - Upholstered Back - Wood Armcaps - Wood	 CLARA-06S29	23		1439	1515	1592	1669	1747	
	4-Leg Base 29" Seat Height With Arms Seat - Wood Back - Wood Armcaps - None	 CLARA-07S29	23							1341
	4-Leg Base 29" Seat Height With Arms Seat - Wood Back - Wood Armcaps - Wood	 CLARA-08S29	23							1573

38" - 42" table heights
are recommended for
use with 29" stool

Stacking

Refer to page 62.

COM Yardage




Refer to page 69.

To Order, Specify...

- ① Model Number
- ② Frame Color
- ③ Wood Finish
- ④ Upholstery Selection
- ⑤ Urethane Armcap Color
- ⑥ Frame Options



Questions?
800 876 2120

Style	Description	Model #	Product Wt	material >	Fabric	Fabric	Fabric	Fabric	Fabric	Wood
				grade >	Grade 2 or COM	Grade 3	Grade 4	Grade 5	Grade 6	
 CLARA-01S29	4-Leg Base 29" Seat Height With Arms Seat - Upholstered Back - Upholstered Armcaps - Urethane	CLARA-09S29	23	1205	1322	1439	1553	1669		
										
	4-Leg Base 29" Seat Height With Arms Seat - Upholstered Back - Wood Armcaps - Urethane	CLARA-10S29	23	1323	1419	1515	1612	1707		
										

38"- 42" table heights
are recommended for
use with 29" stool

Stacking
Refer to page 62.

COM Yardage
Refer to page 69.

Finish Options	Price
Chrome	\$ 165
Nickel	\$ 223
Powder Coat - Standard	n/c
Powder Coat - Premium	\$ 165

Frame Options	Code	Price
Hard Surface Glides - Nylon (set of 4).....	GLD32	\$ 23
Hard Surface Glides - Felt (set of 4).....	GLD33	\$ 23

Accessories	Code	Price
Chair Link - Companion	ACLCO	\$ 35

Custom Charges	Code	Price
Powder Coat Alternative (per color)	OPA	call
Stain Finish Match (per finish).....	OSM	\$ 996








Companion X
Radius Back Chair
Arm



VERSTEEL

Questions?

800 876 2120

				material > grade >	Fabric Grade 2 or COM	Fabric Grade 3	Fabric Grade 4	Fabric Grade 5	Fabric Grade 6	Wood
Style	Description	Model #	Product Wt							
 CLARA-02X26	4-Leg Base, 26" w With Arms Seat - Upholstered Back - Upholstered Armcaps - Upholstered	CLARA-02X26	35	1997	2194	2382	2581	2772		
										
	4-Leg Base, 30" w With Arms Seat - Upholstered Back - Upholstered Armcaps - Upholstered	CLARA-02X30	42	2050	2244	2436	2633	2823		
										
	4-Leg Base, 42" w With Arms Seat - Upholstered Back - Upholstered Armcaps - Upholstered	CLARA-02X42	55	2102	2294	2489	2685	2877		
										
	4-Leg Base, 26" w With Arms Seat - Upholstered Back - Upholstered Armcaps - Urethane	CLARA-09X26	35	1997	2194	2382	2581	2772		
										
	4-Leg Base, 30" w With Arms Seat - Upholstered Back - Upholstered Armcaps - Urethane	CLARA-09X30	42	2050	2244	2436	2633	2823		
										
	4-Leg Base, 42" w With Arms Seat - Upholstered Back - Upholstered Armcaps - Urethane	CLARA-09X42	55	2102	2294	2489	2685	2877		
										

COM Yardage
Refer to page 69.







Finish Options	Price
Chrome	\$ 327
Nickel	\$ 388
APPLIES TO COMPANION X ONLY	
Powder Coat - Standard	n/c
Powder Coat - Premium	\$ 165

Custom Charges	Code	Price
Powder Coat Alternative (per color)	OPA	call



Questions?

800 876 2120

Style	Description	Model #	Product Wt	material >	Fabric	Fabric	Fabric	Fabric	Fabric	Wood
				grade >	Grade 2	Grade 3	Grade 4	Grade 5	Grade 6	or Aluminum
				or COM						
 CLFL-01	4-Leg Base Without Arms Seat - Upholstered Back - Upholstered	CLFL-01 	19	760	854	951	1046	1144		
	4-Leg Base Without Arms Seat - Upholstered Back - Wood	CLFL-04 	19	878	953	1032	1108	1185		
	4-Leg Base Without Arms Seat - Wood Back - Wood	CLFL-07 	19						1011	
	4-Leg Base Without Arms Seat - Aluminum Back - Aluminum	CLFL-41 	19						967	
	4-Leg Base Without Arms Seat - Upholstered Back - Aluminum	CLFL-42 	19	878	953	1032	1108	1185		

Stacking
Refer to page 62.

COM Yardage
Refer to page 69.

Finish Options	Price
Chrome	\$ 165
Nickel	\$ 223
Powder Coat - Standard	n/c
Powder Coat - Premium	\$ 165

Frame Options	Code	Price
Hard Surface Glides - Nylon (set of 4).....	GLD32	\$ 23
Hard Surface Glides - Felt (set of 4).....	GLD33	\$ 23
Casters - Single Wheel Soft Wheel (set of 4) ..	CAS33	\$ 191
Casters, Dual Wheel Black Nylon		
Hard Wheel (set of 4).....	CAS54	\$ 171
Casters - Dual Wheel Black Nylon		
Soft Wheel (set of 4).....	CAS56	\$ 171

Accessories	Code	Price
Chair Trolley - Companion.....	ACTCO	\$ 717
Chair Link - Companion	ACLCO	\$ 35

Custom Charges	Code	Price
Powder Coat Alternative (per color)	OPA	call
Stain Finish Match (per finish).....	OSM	\$ 996





Companion
Flared Back Youth Chair
Armless



VERSTEEL

Questions?

800 876 2120

				material > grade >	Fabric Grade 2 or COM	Fabric Grade 3	Fabric Grade 4	Fabric Grade 5	Fabric Grade 6	Wood or Aluminum
Style	Description	Model #	Product Wt							
 <p>CLFL-04Y</p>	<p>Armless Youth</p> <p>4-Leg Base Without Arms Seat - Upholstered Back - Upholstered</p> 	CLFL-01Y	12	609	705	797	894	992		
	<p>4-Leg Base Without Arms Seat - Upholstered Back - Wood</p> 	CLFL-04Y	12	705	784	861	935	1012		
	<p>4-Leg Base Without Arms Seat - Wood Back - Wood</p> 	CLFL-07Y	12						811	

22"-24" table heights
are recommended for
use with youth seating

Stacking

Refer to page 62.

COM Yardage










Refer to page 69.

To Order, Specify...

- ① Model Number
- ② Frame Color
- ③ Wood Finish
- ④ Upholstery Selection
- ⑤ Frame Options



Questions?
800 876 2120

Style	Description	Model #	Product Wt	material >	Fabric	Fabric	Fabric	Fabric	Fabric	Wood
				grade >	Grade 2 or COM	Grade 3	Grade 4	Grade 5	Grade 6	
 <p>CLAFI-08</p>	4-Leg Base With Arms Seat - Upholstered Back - Upholstered Armcaps - None	CLAFI-01 	20 ≡ QS		834	928	1025	1121	1216	
	4-Leg Base With Arms Seat - Upholstered Back - Upholstered Armcaps - Upholstered	CLAFI-02 	20 ≡ QS		951	1065	1183	1299	1417	
	4-Leg Base With Arms Seat - Upholstered Back - Upholstered Armcaps - Wood	CLAFI-03 	20 ≡ QS		1064	1158	1256	1351	1451	
	4-Leg Base With Arms Seat - Upholstered Back - Wood Armcaps - None	CLAFI-04 	20 ≡ QS		951	1028	1105	1183	1261	
	4-Leg Base With Arms Seat - Upholstered Back - Wood Armcaps - Upholstered	CLAFI-05 	20 ≡ QS		1070	1160	1261	1358	1454	
	4-Leg Base With Arms Seat - Upholstered Back - Wood Armcaps - Wood	CLAFI-06 	20 ≡ QS		1183	1261	1340	1417	1492	
	4-Leg Base With Arms Seat - Wood Back - Wood Armcaps - None	CLAFI-07 	20 ≡ QS							1087
	4-Leg Base With Arms Seat - Wood Back - Wood Armcaps - Wood	CLAFI-08 	20 ≡ QS							1319

Stacking
Refer to page 62.
COM Yardage
Refer to page 69.

Finish Options	Price	Frame Options	Code	Price	Accessories	Code	Price
Chrome	\$ 165	Hard Surface Glides - Nylon (set of 4).....	GLD32	\$ 23	Chair Trolley - Companion.....	ACTCO	\$ 717
Nickel.....	\$ 223	Hard Surface Glides - Felt (set of 4).....	GLD33	\$ 23	Chair Trolley - Companion Youth	ACTCOY	\$ 717
Powder Coat - Standard.....	n/c	Casters - Single Wheel Soft Wheel (set of 4) ..	CAS33	\$ 196	Chair Link - Companion	ACLCO	\$ 35
Powder Coat - Premium	\$ 165	Not Available on Companion Youth Models			Not Available on Companion Youth Models		
		Casters, Dual Wheel Black Nylon					
		Hard Wheel (set of 4).....	CAS54	\$ 171	Custom Charges		
		Not Available on Companion Youth Models			Powder Coat Alternative (per color)	OPA	call
		Casters - Dual Wheel Black Nylon			Stain Finish Match (per finish).....	OSM	\$ 996
		Soft Wheel (set of 4).....	CAS56	\$ 171			
		Not Available on Companion Youth Models					

Companion
Flared Back Chair
Arm



VERSTEEL

Questions?

800 876 2120

				material > grade >	Fabric Grade 2 or COM	Fabric Grade 3	Fabric Grade 4	Fabric Grade 5	Fabric Grade 6	Wood
Style	Description	Model #	Product Wt							
 CLAFI-08	Arm 4-Leg Base With Arms Seat - Upholstered Back - Upholstered Armcaps - Urethane	CLAFI-09 	20 05	951	1065	1183	1299	1417		
	4-Leg Base With Arms Seat - Upholstered Back - Wood Armcaps - Urethane	CLAFI-10 	20 05	1070	1160	1261	1358	1454		

Stacking

Refer to page 62.

COM Yardage

Refer to page 69.



To Order, Specify...

- ① Model Number
- ② Frame Color
- ③ Wood Finish
- ④ Upholstery Selection
- ⑤ Urethane Armcap Color
- ⑥ Frame Options



Questions?

800 876 2120

Style	Description	Model #	Product Wt	material >	Fabric	Fabric	Fabric	Fabric	Fabric	Wood
				grade >	Grade 2	Grade 3	Grade 4	Grade 5	Grade 6	
 <p>Flip-Up Tablet Arm Right</p>	4-Leg Base Tablet Arm Right Seat - Upholstered Back - Upholstered	CLFL-01TBR	22	999	1096	1190	1290	1382		
	4-Leg Base Tablet Arm Right Seat - Upholstered Back - Wood	CLFL-04TBR	22	1118	1195	1271	1349	1427		
	4-Leg Base Tablet Arm Right Seat - Wood Back - Wood	CLFL-07TBR	22						1252	
 <p>Flip-Up Tablet Arm Left</p>	4-Leg Base Tablet Arm Left Seat - Upholstered Back - Upholstered	CLFL-01TBL	22	999	1096	1190	1290	1382		
	4-Leg Base Tablet Arm Left Seat - Upholstered Back - Wood	CLFL-04TBL	22	1118	1195	1271	1349	1427		
	4-Leg Base Tablet Arm Left Seat - Wood Back - Wood	CLFL-07TBL	22						1252	

CLFL-04TBR
Tablet material is 3/8" Black Thermofoil with a Black Thermofoil edge.

CLFL-04TBL
Tablet material is 3/8" Black Thermofoil with a Black Thermofoil edge.

Stacking
Refer to page 62.

COM Yardage
Refer to page 69.

Finish Options	Price	Frame Options	Code	Price	Accessories	Code	Price
Chrome	\$ 165	Hard Surface Glides - Nylon (set of 4).....	GLD32	\$ 23	Chair Trolley - Companion.....	ACTCO	\$ 717
Nickel.....	\$ 223	Hard Surface Glides - Felt (set of 4).....	GLD33	\$ 23	Chair Link - Companion	ACLCO	\$ 35
Powder Coat - Standard.....	n/c	Casters - Single Wheel Soft Wheel (set of 4) ..	CAS33	\$ 191			
Powder Coat - Premium	\$ 165	Casters, Dual Wheel Black Nylon			Custom Charges		
		Hard Wheel (set of 4).....	CAS54	\$ 171	Powder Coat Alternative (per color)	OPA	call
		Casters - Dual Wheel Black Nylon			Stain Finish Match (per finish).....	OSM	\$ 996
		Soft Wheel (set of 4).....	CAS56	\$ 171			



Companion
Flared Back Chair
Retractable Tablet Arm



VERSTEEL

Questions?

800 876 2120

		material > grade >	Fabric Grade 2 or COM	Fabric Grade 3	Fabric Grade 4	Fabric Grade 5	Fabric Grade 6	Wood
Style	Description	Model #	Product Wt					
 <p>CLFL-01RTBR Tablet material is ¾" Black Thermofoil with a Black Thermofoil edge.</p>	4-Leg Base Tablet Arm Right Seat - Upholstered Back - Upholstered	CLFL-01RTBR	22	1225	1321	1417	1513	1609
	4-Leg Base Tablet Arm Right Seat - Upholstered Back - Wood	CLFL-04RTBR	22	1344	1419	1499	1576	1652
	4-Leg Base Tablet Arm Right Seat - Wood Back - Wood	CLFL-07RTBR	22					1476
 <p>CLFL-04RTBL Tablet material is ¾" Black Thermofoil with a Black Thermofoil edge.</p>	4-Leg Base Tablet Arm Left Seat - Upholstered Back - Upholstered	CLFL-01RTBL	22	1225	1321	1417	1513	1609
	4-Leg Base Tablet Arm Left Seat - Upholstered Back - Wood	CLFL-04RTBL	22	1344	1419	1499	1576	1652
	4-Leg Base Tablet Arm Left Seat - Wood Back - Wood	CLFL-07RTBL	22					1476

Stacking

Refer to page 62.

COM Yardage

Refer to page 69.







To Order, Specify...

- ① Model Number
- ② Frame Color
- ③ Wood Finish
- ④ Upholstery Selection
- ⑤ Frame Options



Questions?

800 876 2120

Style	Description	Model #	Product Wt	material >	Fabric	Fabric	Fabric	Fabric	Fabric	Wood
				grade >	Grade 2	Grade 3	Grade 4	Grade 5	Grade 6	or Aluminum
					or COM					
 CLFL-04S24	4-Leg Base 24" Seat Height Without Arms Seat - Upholstered Back - Upholstered	CLFL-01S24	20	1039		1134	1232	1326	1422	
										
	4-Leg Base 24" Seat Height Without Arms Seat - Upholstered Back - Wood	CLFL-04S24	20	1155		1233	1310	1388	1466	
										
	4-Leg Base 24" Seat Height Without Arms Seat - Wood Back - Wood	CLFL-07S24	20							1295
										
4-Leg Base 24" Seat Height Without Arms Seat - Aluminum Back - Aluminum	CLFL-41S24	20								1269
										
4-Leg Base 24" Seat Height Without Arms Seat - Upholstered Back - Aluminum	CLFL-42S24	20	1155		1233	1310	1388	1466		
										

33"-38" table heights
are recommended for
use with 24" stool

Stacking
Refer to page 62.

COM Yardage
Refer to page 69.

Finish Options	Price
Chrome	\$ 165
Nickel	\$ 223
Powder Coat - Standard	n/c
Powder Coat - Premium	\$ 165

Frame Options	Code	Price
Hard Surface Glides - Nylon (set of 4)	GLD32	\$ 23
Hard Surface Glides - Felt (set of 4)	GLD33	\$ 23

Accessories	Code	Price
Chair Trolley - Companion	ACTCO	\$ 717
Not Available on Stool Models		
Chair Link - Companion	ACLCO	\$ 35

Custom Charges		
Powder Coat Alternative (per color)	OPA	call
Stain Finish Match (per finish)	OSM	\$ 996


Companion
Flared Back Stool - 29"
Armless



VERSTEEL

Questions?

800 876 2120

		material > grade >	Fabric Grade 2 or COM	Fabric Grade 3	Fabric Grade 4	Fabric Grade 5	Fabric Grade 6	Wood or Aluminum
Style	Description	Model #	Product Wt					
 <p>CLFL-07S29</p>	Armless 4-Leg Base 29" Seat Height Without Arms Seat - Upholstered Back - Upholstered	CLFL-01S29	21	1039	1134	1232	1326	1422
	4-Leg Base 29" Seat Height Without Arms Seat - Upholstered Back - Wood	CLFL-04S29	21	1155	1233	1310	1388	1466
	4-Leg Base 29" Seat Height Without Arms Seat - Wood Back - Wood	CLFL-07S29	21					1295
	4-Leg Base 29" Seat Height Without Arms Seat - Aluminum Back - Aluminum	CLFL-41S29	21					1269
	4-Leg Base 29" Seat Height Without Arms Seat - Upholstered Back - Aluminum	CLFL-42S29	21	1155	1233	1310	1388	1466

38"-42" table heights
are recommended for
use with 29" stool

Stacking

Refer to page 62.

COM Yardage






Refer to page 69.

To Order, Specify...

- ① Model Number
- ② Frame Color
- ③ Wood Finish
- ④ Upholstery Selection
- ⑤ Frame Options



Questions?
800 876 2120

Style	Description	Model #	Product Wt	material >	Fabric	Fabric	Fabric	Fabric	Fabric	Wood
				grade >	Grade 2 or COM	Grade 3	Grade 4	Grade 5	Grade 6	
 CLAFI-02S24	4-Leg Base 24" Seat Height With Arms Seat - Upholstered Back - Upholstered Armcaps - None	CLAFI-01S24	22		1109	1206	1303	1398	1494	
		CLAFI-02S24	22		1230	1346	1461	1578	1694	
	4-Leg Base 24" Seat Height With Arms Seat - Upholstered Back - Upholstered Armcaps - Upholstered	CLAFI-03S24	22		1345	1440	1536	1632	1728	
		CLAFI-04S24	22		1230	1306	1385	1461	1539	
	4-Leg Base 24" Seat Height With Arms Seat - Upholstered Back - Wood Armcaps - None	CLAFI-05S24	22		1349	1446	1541	1637	1732	
		CLAFI-06S24	22		1466	1542	1620	1696	1777	
	4-Leg Base 24" Seat Height With Arms Seat - Upholstered Back - Wood Armcaps - Wood	CLAFI-07S24	22							1365
		CLAFI-08S24	22							1598
	4-Leg Base 24" Seat Height With Arms Seat - Wood Back - Wood Armcaps - Wood									

33"- 38" table heights are recommended for use with 24" stool

Stacking
Refer to page 62.

COM Yardage
Refer to page 69.

Finish Options	Price	Frame Options	Code	Price	Accessories	Code	Price
Chrome	\$ 165	Hard Surface Glides - Nylon (set of 4).....	GLD32	\$ 23	Chair Link - Companion	ACLCO	\$ 35
Nickel	\$ 223	Hard Surface Glides - Felt (set of 4).....	GLD33	\$ 23			
Powder Coat - Standard	n/c				Custom Charges		
Powder Coat - Premium	\$ 165				Powder Coat Alternative (per color)	OPA	call
					Stain Finish Match (per finish).....	OSM	\$ 996




Companion
Flared Back Stool - 24"
Arm



VERSTEEL

Questions?

800 876 2120

				material > grade >	Fabric Grade 2 or COM	Fabric Grade 3	Fabric Grade 4	Fabric Grade 5	Fabric Grade 6	Wood
Style	Description	Model #	Product Wt							
 <p>CLAFI-02S24</p>	<p>Arm</p> <p>4-Leg Base 24" Seat Height With Arms Seat - Upholstered Back - Upholstered Armcaps - Urethane</p> 	CLAFI-09S24	22	1230	1346	1461	1578	1694		
	<p>4-Leg Base 24" Seat Height With Arms Seat - Upholstered Back - Wood Armcaps - Urethane</p> 	CLAFI-10S24	22	1349	1446	1541	1637	1732		

33"- 38" table heights
are recommended for
use with 24" stool

Stacking
Refer to page 62.

COM Yardage
Refer to page 69.

To Order, Specify...

- ① Model Number
- ② Frame Color
- ③ Wood Finish
- ④ Upholstery Selection
- ⑤ Urethane Armcap Color
- ⑥ Frame Options



Questions?
800 876 2120

Style	Description	Model #	Product Wt	material >	Fabric	Fabric	Fabric	Fabric	Fabric	Wood
				grade >	Grade 2 or COM	Grade 3	Grade 4	Grade 5	Grade 6	
 CLAFI-08S29	4-Leg Base 29" Seat Height With Arms Seat - Upholstered Back - Upholstered Armcaps - None	CLAFI-01S29	23		1109	1206	1303	1398	1494	
	4-Leg Base 29" Seat Height With Arms Seat - Upholstered Back - Upholstered Armcaps - Upholstered	CLAFI-02S29	23		1230	1346	1461	1578	1694	
	4-Leg Base 29" Seat Height With Arms Seat - Upholstered Back - Upholstered Armcaps - Wood	CLAFI-03S29	23		1345	1440	1536	1632	1728	
	4-Leg Base 29" Seat Height With Arms Seat - Upholstered Back - Wood Armcaps - None	CLAFI-04S29	23		1230	1306	1385	1461	1539	
	4-Leg Base 29" Seat Height With Arms Seat - Upholstered Back - Wood Armcaps - Upholstered	CLAFI-05S29	23		1349	1446	1541	1637	1732	
	4-Leg Base 29" Seat Height With Arms Seat - Upholstered Back - Wood Armcaps - Wood	CLAFI-06S29	23		1466	1542	1620	1696	1777	
	4-Leg Base 29" Seat Height With Arms Seat - Wood Back - Wood Armcaps - None	CLAFI-07S29	23							1365
	4-Leg Base 29" Seat Height With Arms Seat - Wood Back - Wood Armcaps - Wood	CLAFI-08S29	23							1598

38"- 42" table heights
are recommended for
use with 29" stool

Stacking
Refer to page 62.

COM Yardage
Refer to page 69.

Finish Options	Price	Frame Options	Code	Price	Accessories	Code	Price
Chrome	\$ 165	Hard Surface Glides - Nylon (set of 4).....	GLD32	\$ 23	Chair Link - Companion	ACLCO	\$ 35
Nickel	\$ 223	Hard Surface Glides - Felt (set of 4).....	GLD33	\$ 23			
Powder Coat - Standard	n/c				Custom Charges		
Powder Coat - Premium	\$ 165				Powder Coat Alternative (per color)	OPA	call
					Stain Finish Match (per finish).....	OSM	\$ 996




Companion
Flared Back Stool - 29"
Arm



VERSTEEL

Questions?

800 876 2120

		material > grade >	Fabric Grade 2 or COM	Fabric Grade 3	Fabric Grade 4	Fabric Grade 5	Fabric Grade 6	Wood
Style	Description	Model #	Product Wt					
 <p>CLAF-08S29</p>	<p>Arm</p> <p>4-Leg Base 29" Seat Height With Arms Seat - Upholstered Back - Upholstered Armcaps - Urethane</p> 	CLAF-09S29	23	1230	1346	1461	1578	1694
	<p>4-Leg Base 29" Seat Height With Arms Seat - Upholstered Back - Wood Armcaps - Urethane</p> 	CLAF-10S29	23	1349	1446	1541	1637	1732

38"-42" table heights
are recommended for
use with 29" stool

Stacking
Refer to page 62.

COM Yardage
Refer to page 69.

Finish Options	Price
Chrome	\$ 165
Nickel	\$ 223
Powder Coat - Standard	n/c
Powder Coat - Premium	\$ 165

Frame Options	Code	Price
Hard Surface Glides - Nylon (set of 4)	GLD32	\$ 23
Hard Surface Glides - Felt (set of 4)	GLD33	\$ 23


Accessories	Code	Price
Chair Link - Companion	ACLCO	\$ 35

Custom Charges	Code	Price
Powder Coat Alternative (per color)	OPA	call
Stain Finish Match (per finish)	OSM	\$ 996



Questions?

800 876 2120

Style	Description	Model #	Product Wt	material >	Fabric	Fabric	Fabric	Fabric	Fabric	Wood
				grade >	Grade 2	Grade 3	Grade 4	Grade 5	Grade 6	
				or.COM						
 CLAFI-02X26	4-Leg Base, 26" w With Arms Seat - Upholstered Back - Upholstered Armcaps - Upholstered	CLAFI-02X26	35	2023	2218	2410	2606	2798		
	4-Leg Base, 30" w With Arms Seat - Upholstered Back - Upholstered Armcaps - Upholstered	CLAFI-02X30	42	2075	2268	2462	2658	2851		
	4-Leg Base, 42" w With Arms Seat - Upholstered Back - Upholstered Armcaps - Upholstered	CLAFI-02X42	55	2126	2319	2516	2708	2904		
	4-Leg Base, 26" w With Arms Seat - Upholstered Back - Upholstered Armcaps - Urethane	CLAFI-09X26	35	2023	2218	2410	2606	2798		
	4-Leg Base, 30" w With Arms Seat - Upholstered Back - Upholstered Armcaps - Urethane	CLAFI-09X30	42	2075	2268	2462	2658	2851		
	4-Leg Base, 42" w With Arms Seat - Upholstered Back - Upholstered Armcaps - Urethane	CLAFI-09X42	55	2126	2319	2516	2708	2904		

COM Yardage
Refer to page 69.

Finish Options	Price
Chrome	\$ 327
Nickel	\$ 388
APPLIES TO COMPANION X ONLY	
Powder Coat - Standard	n/c
Powder Coat - Premium	\$ 165

Custom Charges	Code	Price
Powder Coat Alternative (per color)	OPA	call

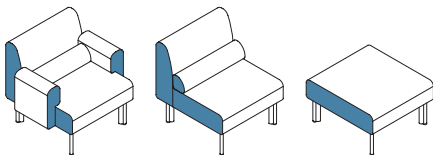


Elly is a modular soft-seating series featuring oversized seats to accommodate multiple sitting styles and body shapes. Linking tables may be added to compliment or complete your configuration. When creating your space don't forget to include the Elly pull up table.

Seating

Seating frames are constructed of laminated plywood with CNC cut joints. The pocket and notch construction is reinforced with corner blocks. High density polyurethane foam with webbing is used for comfort.

Units are standard with a primary and accent fabric. The accent fabric is on the side of the seat and back, the front of the arms and the side of the bolster. The accent fabric is included in the cost of each unit. Contact Customer Service for list pricing if the accent fabric is higher than a grade 6. If an accent fabric isn't desired specify it to be the same as the primary fabric.



Component fastening points are metal to metal for ease of assembly and durability. The Paces style steel legs are welded to a mounting plate. Adjustable nylon glides are standard. All Versteel powder coats, including Chrome and Nickel are available.

Linking Tables

Elly linking tables are available in square, rectangle and half round shapes. Tops are 6 1/2" high and may be specified in laminate or veneer with a self edge. Available in all Versteel powder coats, including Chrome and Nickel, the steel legs are welded to mounting plates. Adjustable nylon glides are standard.

The Elly pull up table is perfect for a cup of coffee, personal electronic device, or anything you might want to keep close at hand. Available with either a laminate or veneer top with a 3/8" PVC or wood edge band the unique top shape is designed for comfort and use. The heavy-duty powder coated steel platform-style base features fixed nylon glides. Chrome and Nickel are not available on the pull up table.

Power/Data

A mini-tap electrical unit may be specified in the seats or tables. See the planning page for additional information.

BIFMA

All Versteel products are constructed to pass the relevant ANSI/BIFMA standards. For more detailed specifications by series and base style, contact Versteel Customer Service at 800.876.2120.

Additional information regarding warranty, terms and conditions, shipping, care and maintenance, etc. can be found in the All Seating price list.

Standard Versteel Upholstery

Standard Versteel Upholstery offers a range of materials, from fabrics in a variety of colors and textures to vinyl for soil resistance. Please refer to Versteel's fabric cards or the "Materials + Finishes" section of our website for reference information.

Grade-In Upholstery

Versteel has coordinated with upholstery manufacturers to simplify your order process. Many of the manufacturers' offerings have been pre-approved for application on Versteel Seating.

Contact Versteel Customer Service with your selected fabric choice to be graded in. They will supply you with the appropriate grade-in designator. On your purchase order, complete the information with the pattern name, color description and grade-in designator, and Versteel will take it from there.

Customer's Own Material

Customer's Own Materials (COM's) are not an issue on Elly. Many COM's are pre-approved for application on Versteel Seating. Call Versteel Customer Service with your COM selection to determine if it has been pre-approved. If your selection has not been pre-approved, reference the "Receiving COM Approval" section below.

Receiving COM Approval

Not all materials are suitable for upholstery on Elly. A 12" X 12" memo sample must be supplied for approval before a COM material is accepted for an order. If the material is directional in pattern or weave, the pattern repeat (in inches) in both directions or the weave direction must be supplied.

Excess COM

Versteel will not store excess COM for more than 30 days after the order has been completed. If excess material is to be returned after order completion, send the request to Versteel Customer Service prior to acknowledge ship date. It is the customer's responsibility to arrange for the return of the material "freight collect."

COM Requiring Application Test

If an application test is required for your selected COM, send test sample material along with the following:

- Name and return address
- Chair model selected
- Sketch showing special requirements for the positioning of the material's pattern on the chair seat and chair back, if special considerations are required.

NOTE ALL UPHOLSTERIES ARE CUT UP THE ROLL TO MAXIMIZE YIELD AND WEAR PERFORMANCE

Ship COM to:

Versteel
2332 Cathy Lane
Jasper, IN 47546

COM must be shipped to the factory with transportation costs "prepaid." If material is considered defective or unusable, it will be returned "transportation collect."

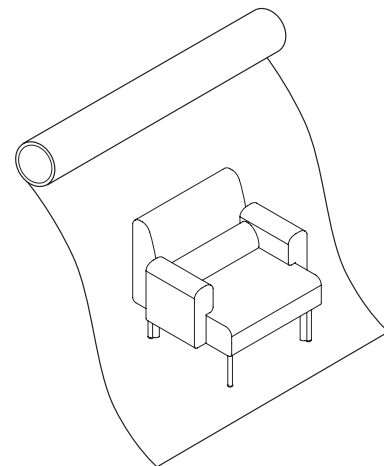
For standard lead time orders, tag fabric with purchase order number and identify with project number if possible.

Application of Directional Fabrics

Due to the upholstering process, some fabrics not considered directional by the supplier may be considered directional by Versteel.

All COM's are cut "up the roll" unless otherwise directed by the customer (see illustration below).

EXAMPLE PATTERN CUT "UP THE ROLL"



If special cutting or upholstery application is required, you must indicate requirement at time of order entry.

Elly COM Yardage Requirements

COM yardage requirements are calculated based on a material width of 54" and a repeat of 2" or less. For material less than 54" wide, contact Versteel for yardage requirements. Use the chart below as a guide to calculate your COM yardage. For quantities greater than 5, contact Versteel Customer Service for calculation of COM yardage by model.

Quantity of Units	1		2		3		4		5	
	Primary	Accent	Primary	Accent	Primary	Accent	Primary	Accent	Primary	Accent
Chair										
EY3229AN	5.5	1.5	10.0	3.0	14.0	4.0	17.0	5.0	21.0	6.0
EY3233AR	5.5	2.5	10.0	4.0	14.0	5.0	17.0	6.0	21.0	7.5
EY3233AL	5.5	2.5	10.0	4.0	14.0	5.0	17.0	6.0	21.0	7.5
EY3237AB	5.5	3.0	10.0	4.5	14.0	5.5	17.0	6.5	21.0	8.0
Two Seat										
EY3258AN	10.0	1.5	16.0	3.0	23.0	4.0	30.0	5.0	38.0	6.0
EY3262AR	10.0	2.5	16.0	4.0	23.0	5.0	30.0	6.0	38.0	7.5
EY3262AL	10.0	2.5	16.0	4.0	23.0	5.0	30.0	6.0	38.0	7.5
EY3266AB	10.0	3.0	16.0	4.5	23.0	5.5	30.0	6.5	38.0	8.0
Three Seat										
EY3287AN	13.5	2.0	24.0	3.5	34.5	4.5	45.0	5.5	62.5	6.5
EY3291AR	13.5	3.0	24.0	4.5	34.5	5.5	45.0	6.5	62.5	8.0
EY3291AL	13.5	3.0	24.0	4.5	34.5	5.5	45.0	6.5	62.5	8.0
EY3295AB	13.5	3.5	24.0	5.0	34.5	6.0	45.0	7.0	62.5	8.5
Bench										
EY3229BE1	2.5	1.0	4.0	1.5	5.0	1.5	6.5	2.0	7.5	2.0
EY3229BE2	4.0	1.5	6.5	2.0	9.0	2.5	11.5	3.0	14.0	4.0
EY3258BE1	5.0	2.0	8.0	3.0	10.0	3.0	13.0	4.0	15.0	4.0
EY3258BE2	8.0	3.0	13.0	4.0	18.0	5.0	23.0	6.0	28.0	8.0
EY3287BE1	7.5	3.0	12.0	4.5	15.0	4.5	19.5	6.0	22.5	6.0
EY3287BE2	12.0	4.5	19.5	6.0	27.0	7.5	34.5	9.0	42.0	12.0
Bolster										
EY0524BS	1.0	0.5	1.5	0.5	2.0	0.5	2.0	0.5	25.0	0.5
EY0526BS	1.5	0.5	2.0	0.5	3.0	0.5	3.5	0.5	40.0	0.5
EY0529BS	1.5	0.5	2.0	0.5	3.0	0.5	3.5	0.5	40.0	0.5

Patterned COM Additional Yardage Guide

Use the guide below to aid in ordering the appropriate COM fabric when needing to match a pattern with a repeat. To use this guide, add the vertical and horizontal repeats together (e.g. a 5" vertical repeat plus an 11" horizontal repeat gives a 16" total). Then find the appropriate entry on the chart, and increase the yardage estimate by the percentage indicated.

For example: The yardage estimate is 8 yards of 54" wide fabric and the pattern has a repeat of 11" horizontal and 5" vertical. Add up the repeats (11" + 5" = 16") and find the appropriate entry - 15% in this example. Fifteen percent more fabric is required to match the pattern. 8 yards plus an extra 15% is 9.2 yards.

Fabric Width	Plain Fabric	3" - 14" Repeat	15" - 19" Repeat	20" - 27" Repeat	28" - 36" Repeat	37" - 45" Repeat	46" - 54" Repeat
54"	0%	10%	15%	20%	25%	30%	35%
50" - 52"	10%	20%	25%	30%	35%	40%	45%

Decorative Patterns

Yardage requirements are greatly affected by the size of the repeat and the print or pattern of the material. Versteel cuts all seating patterns with aesthetic concerns in mind for high quality and consistency. Refer to the COM listing for the yardage required for pattern repeat.

Repeats and Striped Fabrics

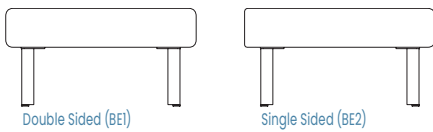
The geometry of curved products prevents repeats and stripes from matching at the seams.

Linking Configurations

One, two and three seat units, benches and tables can be combined to create linking configurations for relaxation and collaboration.

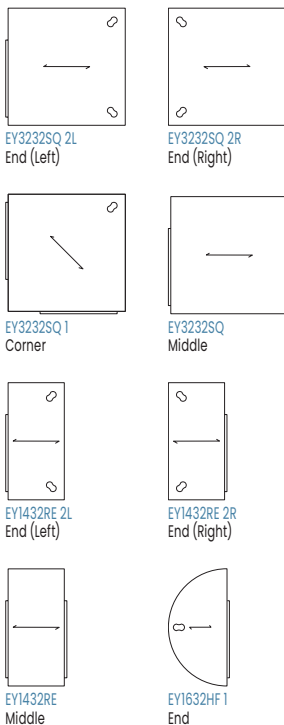
When including a linking table in your configuration keep in mind it will need to link to an armless unit.

Elly offers two styles of backless benches: double sided and single sided. The single sided bench is not finished on the back and is intended for back-to-back application or to be placed against the wall.



Linking Tables

There are three shapes of linking tables: square, rectangle and half round. All three shapes may be specified for the end of the configuration run. The square and rectangle tables may also be specified in the middle of a configuration. The square corner table is the perfect fit for corner applications.



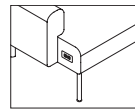
Power

It may be desirable to provide power access to your Elly configuration. The mini-tap is the perfect solution as it provides one outlet and one dual port USB charger. The unit is silver with white outlet trim.

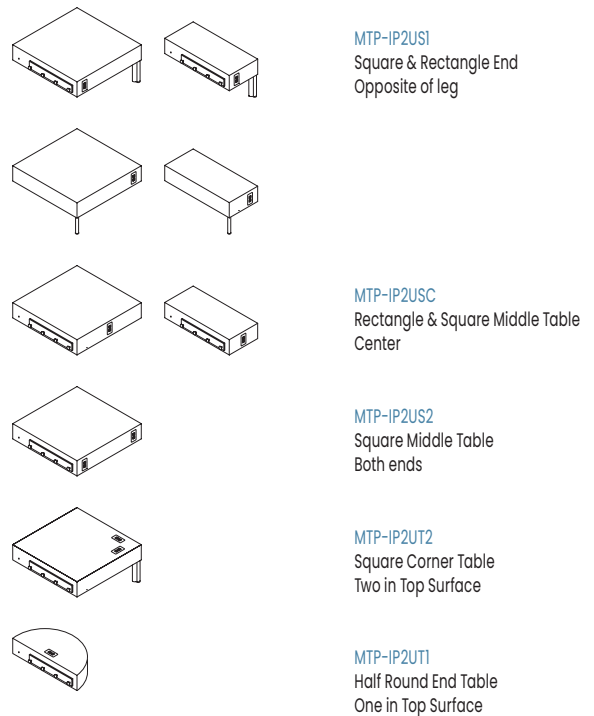
On Elly seating, the mini-tap can be specified on either the lower right or left hand side of the seat cushion.

For linking tables the mini-tap is located opposite the leg on the front of square or rectangle end tables, and is centered on the front of rectangle middle tables. The mini-tap will be in the top surface when specified on corner and half round tables. For square middle tables there are two location options: one mini-tap centered on the front, or two mini-taps on either end of the front. See below for locations

Seating



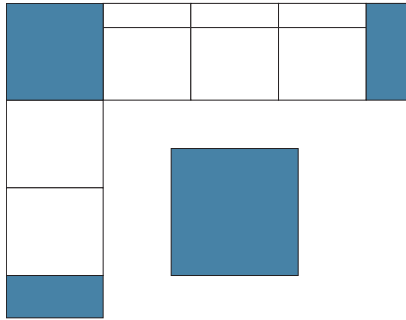
Tables



If you have particular needs that have not been addressed in this price list, please call Versteel Customer Service for answers and recommendations. A drawing of your layout is required for all Elly purchase orders.

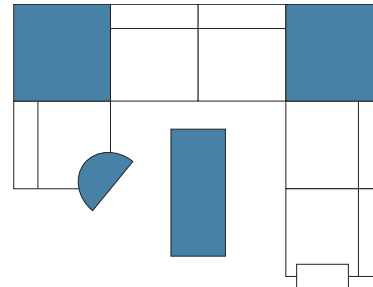
Configuration Examples

Versteel will help with your configuration if you have concerns. Simply call Customer Service and provide the dimensions of your space and the type of configuration you desire. Like any other space planning, it is helpful to know where the power and data sources are, as well as windows, doors, any other obstructions and proposed traffic patterns.



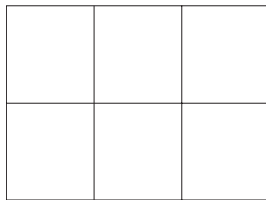
L Configuration

- (1) EY1432RE 2R
- (1) EY3258BEI
- (1) EY3232SQ 1
- (1) EY3287AN
- (1) OCEY16 42SQFX
- (1) EY1432RE 2L



U (Huddle) Configuration

- (1) EY3229AN
- (2) EY3232SQ 1
- (1) EY3258AN
- (1) EY3262AL
- (1) EY1221LT
- (1) OCEY16 18842REFX



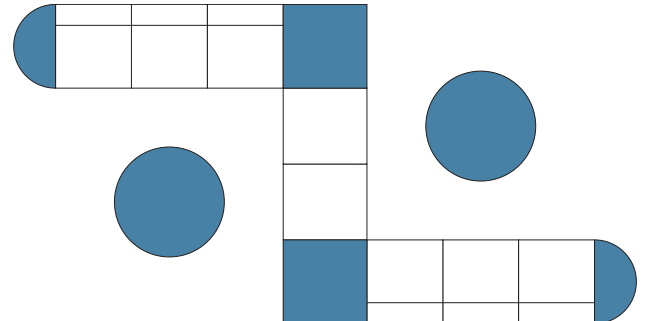
Double-Sided Bench Configuration

- (2) EY3287BE2



In-Line Configuration

- (1) EY3262AR
- (1) EY3232SQ
- (1) EY3262AL



Zig Zag Configuration

- (2) EY1632HF 1
- (2) EY3287AN
- (2) EY3232SQ 1
- (1) EY3258BEI
- (2) OCEY16 42RDFX

To Order, Specify...

- 1 Model Number
- 2 Leg Color
- 3 Primary Upholstery Selection
- 4 Accent Upholstery Selection
- 5 Additional Options

model number

finish selections

additional options

EY3295AB

model number

PSIL

leg color

FSL Cadetprimary upholstery
selection**FFM Sapphire**accent upholstery
selection**----**additional
options

A **EY3295AB** is an Elly series, three seat with backs and arms.

The codes **PSIL / FSL Cadet / FFM Sapphire** specify Silver legs with Grade 4 Faux Mo Cadet upholstery and Grade 3 Solitaire Sapphire accent fabric.

Model Number EY3295AB


NOTE SAMPLE ORDER DOES NOT MATCH ABOVE IMAGE FABRICS AND FINISHES

Orders may be sent via
Mailing Address

Versteel
 2332 Cathy Lane
 Jasper, IN 47546

Contact Versteel

Email contact@versteel.com
Phone 800 876 2120
 812 634 2120
Fax 812 482 9318

Powder Coat Finishes

All powder coat finishes in the Versteel offering have been formulated with the use of epoxy, polyester or epoxy and polyester blends to maximize the finish durability.

Powder Coat – Standardn/c
Powder Coat – Premium. \$165 per chair

Elly Powder Coat Colors

Alloy.PALY	MintPMNT
AmethystPAME	NavyPNAV
AnthracitePANT	Nimbus.PNIM
Black Anodized.PBLA	NutmegPNUT
BronzePBRO	◆ PacificPPAC
CalypsoPCAL	PearlPPEA
Carbon.PCAR	PebblePPEB
ChampagnePCHA	Ⓟ PlatinumPPLA
CoconutPCOC	Poppy.PPOP
◆ Copper.PCOP	◆ Raven.PRAV
CrimsonPCRI	RoyalPROY
◆ CrystalPCRY	SeasidePSEA
Daffodil.PDAF	ShipyardsPSHI
EbonyPEBO	SilverPSIL
Forest.PFOR	SnowPSNO
FossilPFOS	StonePSTO
◆ GarnetPGAR	Storm.PSTM
◆ Gold.PGOL	Terra CottaPTEC
GraphitePGRA	WhisperPWHI
Ⓟ HopePHOP	White LinenPWHL
Kelly GreenPKEG	Powder Coat Alternative .	.OPA
◆ MattePMAT		
Mica.PMIC		

Transparent Powder Coats (indicated by ◆)

Please note that the transparent characteristics of these powders allow all natural welds and textures inherent to raw steel to be visible.

Premium Powder Coats (indicated by Ⓟ)

Versteel’s premium process uses specially formulated powder coats for a truly unique color palette.

Plated

Versteel offers two plated options: Chrome and Nickel. Chrome is our most durable finish available and is a deep luster chrome plated finish. Nickel is a plated finish with a clear coat applied for durability. An upcharge applies for plated finishes. See product pricing pages for upcharge.

Chrome ECHR
Nickel ENKL

Laminate

Versteel’s standard offering of laminates includes over 900 laminates from Formica, Nevamar, Pionite and Wilsonart.

Laminate manufacturers change standard offerings frequently, making it possible a standard product can become unavailable. Versteel cannot be responsible for any inconvenience this may cause.

Veneer

Elly tables are available with standard Ash, Cherry, Maple and Walnut veneers.

Standard Veneer Codes

AshAP01
CherryCP01
Maple.MP01
WalnutWP01

Veneer Finish Codes

Ash

Beach.VBEA
Chestnut.VCHE
DriftVDRI
FawnVFAW
FogVFOG
PebbleVPEB
WhisperVWHI

Cherry

Blossom CherryVBLC
Cordovan CherryVCNC
Golden CherryVGNC
Java Cherry.VJAC
Millwork Cherry.VMWC

Maple

Caramel MapleVCMM
Solar Maple.VSLM
Sugar MapleVSUM

Walnut

Brighton WalnutVBRW
Espresso Walnut.VESW
Natural Walnut.VNAW

Finish Reference & Samples

For finish color reference, please refer to our website. Contact Versteel Customer Service to receive actual color samples for color matches and final color approval.

Powder Coat Alternative
Call for quotation

Specify code **OPA** (*Powder Coat Alternative*), add cost from Versteel quotation

Powder Coat Alternative is available from Versteel. The entire RAL color reference along with hundreds of other color and finishes are available.

For Powder Coat Alternative matching, you must supply a color reference sample, or an RAL number. Versteel will review the sample for possible existing colors available and send a sample for customer approval. If no color match exists a custom match can be developed. Call Versteel Customer Service for associated upcharges on custom color development.

NOTE CUSTOM COLOR MATCHING APPROVALS MAY AFFECT STANDARD PRODUCTION SCHEDULES

Special Laminate
Call for quotation

Specify code **TSP** (*Special Laminate*), indicate the quoted charges per table

Special laminates and patterns can be specified as an option. To specify, contact Versteel for availability and pricing.

NOTE LAMINATES IN STANDARD COLORS AND TEXTURES FROM FORMICA, NEVAMAR, PIONITE AND WILSONART ARE STANDARD

CAUTION LAMINATE MANUFACTURERS CHANGE STANDARD OFFERINGS FREQUENTLY, AND IT IS POSSIBLE THAT A STANDARD PRODUCT CAN BECOME UNAVAILABLE. VERSTEEL CANNOT BE RESPONSIBLE FOR ANY INCONVENIENCE THIS MAY CAUSE.

Stain Finish Match
\$996 / one time charge per finish, per order

Specify code **OSM** (*Stain Finish Match*), add \$996.00 list per finish, per order

Alternative Stain Finishes are available for veneer and wood edged tops.

For Stain Finish Matching you must supply two 4" x 4" finish color and grain reference samples. An expertly finish matched sample will be provided for customer approval.

NOTE CUSTOM COLOR MATCHING APPROVALS MAY AFFECT STANDARD PRODUCTION SCHEDULES

Wood Finish Alternatives

Versteel finish has a natural grain fill level finish appearance, contact Versteel Customer Service for alternative fill levels. Coarse grain will require additional application steps for a full-fill grain appearance and will require a quote.

NOTE WOOD FINISH ALTERNATIVE APPROVAL MAY AFFECT STANDARD PRODUCTION SCHEDULES

Tablet Option

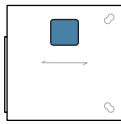
A tablet can be specified at the beginning or the end of a run. It can be specified on units with or without arms or backs and/or electrical. Tablet cannot be used next to a table or another upholstered unit. The swivel tablet is 10" x 14". Surface is black laminate with a clear coated exposed plywood edge.

Specify code **BTBR** (right) or **BTBL** (left) and add \$324 list each.

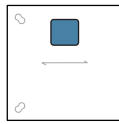
Planter

A stainless steel planter box can be specified on any linking table without an electrical unit. Inside dimensions are 6" long x 5.4" wide x 5.9" deep. See below for planter locations.

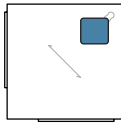
Specify code **EYPBY6** and add \$198 list each



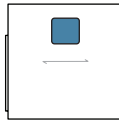
EY3232SQ 2L
End (Left)



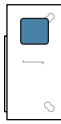
EY3232SQ 2R
End (Right)



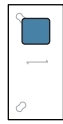
EY3232SQ 1
Corner



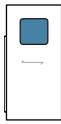
EY3232SQ
Middle



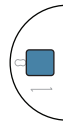
EY1432RE 2L
End (Left)



EY1432RE 2R
End (Right)



EY1432RE
Middle







EY1632HF 1
End



Questions?

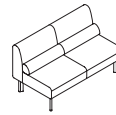
800 876 2120

				material > grade >	Fabric Grade 2 or COM	Fabric Grade 3	Fabric Grade 4	Fabric Grade 5	Fabric Grade 6
Model #	Description	Dimensions	Product Wt						
 EY3229AN	Chair Without Arms Seat - Upholstered Back - Upholstered	Overall Height: 33¾" Overall Width: 28¾" Overall Depth: 31¼" Seat Height: 17½" Seat Width: 28¾" Seat Depth: 23¾"	41	2495	3038	3582	4124	4667	
 EY3233AR	Chair Arm - Right Seat - Upholstered Back - Upholstered Arm - Upholstered	Overall Height: 33¾" Overall Width: 33" Overall Depth: 31¼" Seat Height: 17½" Seat Width: 28¾" Seat Depth: 23¾"	49	2959	3651	4348	5043	5736	
 EY3233AL	Chair Arm - Left Seat - Upholstered Back - Upholstered Arm - Upholstered	Overall Height: 33¾" Overall Width: 33" Overall Depth: 31¼" Seat Height: 17½" Seat Width: 28¾" Seat Depth: 23¾"	49	2959	3651	4348	5043	5736	
 EY3237AB	Chair With Arms Seat - Upholstered Back - Upholstered Arms - Upholstered	Overall Height: 33¾" Overall Width: 36¼" Overall Depth: 31¼" Seat Height: 17½" Seat Width: 28¾" Seat Depth: 23¾"	57	3420	4267	5113	5960	6807	

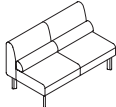
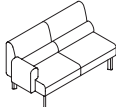
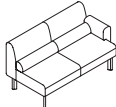
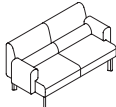
Note: Contact Customer Service for quote if accent fabric is higher than a grade 6.

To Order, Specify...

- ① Model Number
- ② Leg Color
- ③ Primary Upholstery Selection
- ④ Accent Upholstery Selection
- ⑤ Additional Options



Questions?
800 876 2120

Model #	Description	Dimensions	Product Wt	material > grade >	Fabric Grade 2 or COM	Fabric Grade 3	Fabric Grade 4	Fabric Grade 5	Fabric Grade 6
 EY3258AN	Two Seat Without Arms Seat - Upholstered Back - Upholstered	Overall Height: 33 3/8" Overall Width: 57 1/2" Overall Depth: 31 3/4" Seat Height: 17 1/2" Seat Width: 57 1/2" Seat Depth: 23 3/4"	78		4581	5666	6751	7837	8924
 EY3262AR	Two Seat Arm - Right Seat - Upholstered Back - Upholstered Arm - Upholstered	Overall Height: 33 3/8" Overall Width: 61 1/4" Overall Depth: 31 3/4" Seat Height: 17 1/2" Seat Width: 57 1/2" Seat Depth: 23 3/4"	86		5043	6281	7517	8755	9993
 EY3262AL	Two Seat Arm - Left Seat - Upholstered Back - Upholstered Arm - Upholstered	Overall Height: 33 3/8" Overall Width: 61 1/4" Overall Depth: 31 3/4" Seat Height: 17 1/2" Seat Width: 57 1/2" Seat Depth: 23 3/4"	86		5043	6281	7517	8755	9993
 EY3266AB	Two Seat With Arms Seat - Upholstered Back - Upholstered Arms - Upholstered	Overall Height: 33 3/8" Overall Width: 65" Overall Depth: 31 3/4" Seat Height: 17 1/2" Seat Width: 57 1/2" Seat Depth: 23 3/4"	94		5504	6894	8284	9674	11063

Finish Options	Price
Chrome	\$ 165
Nickel	\$ 223
Powder Coat - Standard	n/c
Powder Coat - Premium	\$ 165

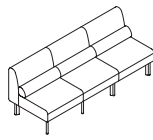
Power and Data Options	Code	Price
Mini-Tap (Right)MTP-IP2USR	\$ 531
Mini-Tap (Left)MTP-IP2USL	\$ 531
Mini-Tap (Right & Left)MTP-IP2USB	\$ 1062

Custom Charges	Code	Price
Powder Coat Alternative (per color)OPA	call

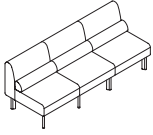
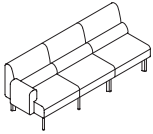
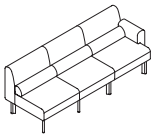
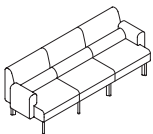
Tablet Options	Code	Price
Tablet (Right)BTBR	\$ 324
Tablet (Left)BTBL	\$ 324

Elly

Three Seat


VERSTEEL
Questions?

800 876 2120

				material > grade >	Fabric Grade 2 or COM	Fabric Grade 3	Fabric Grade 4	Fabric Grade 5	Fabric Grade 6
Model #	Description	Dimensions	Product Wt						
 EY3287AN	Three Seat Without Arms Seat - Upholstered Back - Upholstered	Overall Height: 33¾" Overall Width: 86¼" Overall Depth: 31¾" Seat Height: 17½" Seat Width: 86¼" Seat Depth: 23¾"	115	6749	8378	10006	11634	13265	
 EY3291AR	Three Seat Arm - Right Seat - Upholstered Back - Upholstered Arm - Upholstered	Overall Height: 33¾" Overall Width: 90½" Overall Depth: 31¾" Seat Height: 17½" Seat Width: 86¼" Seat Depth: 23¾"	123	7212	8992	10773	12552	14334	
 EY3291AL	Three Seat Arm - Left Seat - Upholstered Back - Upholstered Arm - Upholstered	Overall Height: 33¾" Overall Width: 90½" Overall Depth: 31¾" Seat Height: 17½" Seat Width: 86¼" Seat Depth: 23¾"	123	7212	8992	10773	12552	14334	
 EY3295AB	Three Seat With Arms Seat - Upholstered Back - Upholstered Arms - Upholstered	Overall Height: 33¾" Overall Width: 93¾" Overall Depth: 31¾" Seat Height: 17½" Seat Width: 86¼" Seat Depth: 23¾"	131	7673	9606	11537	13471	15403	



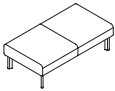
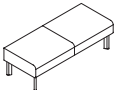
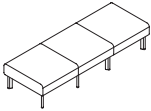
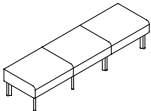
Note: Contact Customer Service for quote if accent fabric is higher than a grade 6.

To Order, Specify...

- ① Model Number
- ② Leg Color
- ③ Primary Upholstery Selection
- ④ Accent Upholstery Selection
- ⑤ Additional Options



Questions?
800 876 2120

Model #	Description	Dimensions	Product Wt	material > grade >	Fabric Grade 2 or COM	Fabric Grade 3	Fabric Grade 4	Fabric Grade 5	Fabric Grade 6
 EY3229BE1	One Seat Bench makes one double sided row	Overall Height: 17½" Overall Width: 28¾" Overall Depth: 31¾" Seat Height: 17½" Seat Width: 28¾" Seat Depth: 31¾"	15		1385	1556	1731	1904	2078
 EY3229BE2	One Seat Bench back to back application	Overall Height: 17½" Overall Width: 28¾" Overall Depth: 23¾" Seat Height: 17½" Seat Width: 28¾" Seat Depth: 23¾"	15		1385	1556	1731	1904	2078
 EY3258BE1	Two Seat Bench makes one double sided row	Overall Height: 17½" Overall Width: 57½" Overall Depth: 31¾" Seat Height: 17½" Seat Width: 28¾" Seat Depth: 31¾"	44		2470	2808	3148	3488	3826
 EY3258BE2	Two Seat Bench back to back application	Overall Height: 17½" Overall Width: 57½" Overall Depth: 23¾" Seat Height: 17½" Seat Width: 28¾" Seat Depth: 23¾"	35		2470	2808	3148	3488	3826
 EY3287BE1	Three Seat Bench makes one double sided row	Overall Height: 17½" Overall Width: 86¾" Overall Depth: 31¾" Seat Height: 17½" Seat Width: 28¾" Seat Depth: 31¾"	64		3614	4127	4639	5153	5665
 EY3287BE2	Three Seat Bench back to back application	Overall Height: 17½" Overall Width: 86¾" Overall Depth: 23¾" Seat Height: 17½" Seat Width: 28¾" Seat Depth: 23¾"	53		3614	4127	4639	5153	5665

Finish Options	Price
Chrome	\$ 165
Nickel	\$ 223
Powder Coat - Standard	n/c
Powder Coat - Premium	\$ 165

Power and Data Options	Code	Price
Mini-Tap (Right)MTP-IP2USR	\$ 531
Mini-Tap (Left)MTP-IP2USL	\$ 531
Mini-Tap (Right & Left)MTP-IP2USB	\$ 1062



Custom Charges	Code	Price
Powder Coat Alternative (per color)OPA	call


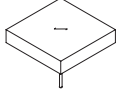
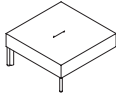
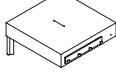
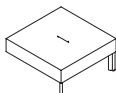

Tablet Options	Code	Price
Tablet (Right)BTBR	\$ 324
Tablet (Left)BTBL	\$ 324



Questions?

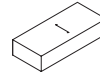
800 876 2120

top > edge >	Laminate Self Edge	Veneer Self Edge
		
	LL9	VV9




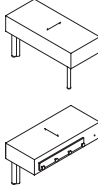
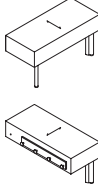

Model #	Description	Dimensions	Product Wt		
 EY3232SQ	Square Middle Table No Legs	Depth: 32" Width: 32" Height: 16½"	52	2613	2769
 EY3232SQ1	Square Corner Table Diagonal Grain One Leg	Depth: 32" Width: 32" Height: 16½"	52	2613	2769
  EY3232SQ 2R	Square End Table (Right) Two Legs	Depth: 32" Width: 32" Height: 16½"	52	2613	2769
  EY3232SQ 2L	Square End Table (Left) Two Legs	Depth: 32" Width: 32" Height: 16½"	52	2613	2769

To Order, Specify...

- ① Model Number
- ② Top Material
- ③ Top Color
- ④ Edge Detail
- ⑤ Leg Color
- ⑥ Additional Options



Questions?
800 876 2120

Model #	Description	Dimensions	Product Wt	<div style="display: flex; justify-content: space-around; align-items: center;"> top > edge > <div style="display: flex; gap: 10px;"> <div style="text-align: center;"> <p>Laminate Self Edge</p>  <p>LL9</p> </div> <div style="text-align: center;"> <p>Veneer Self Edge</p>  <p>VV9</p> </div> </div> </div>	
	Rectangle Middle Table No Legs	Depth: 32" Width: 14" Height: 16½"	29	2380	2392
	Rectangle End Table (Right) Two Legs	Depth: 32" Width: 14" Height: 16½"	29	2380	2392
	Rectangle End Table (Left) Two Legs	Depth: 32" Width: 14" Height: 16½"	29	2380	2392
	Half Round End Table One Leg	Depth: 32" Width: 16" Height: 16½"	15	2686	2556

Finish Options	Price
Chrome	\$ 165
Nickel	\$ 223
Powder Coat - Standard	n/c
Powder Coat - Premium	\$ 165

Power and Data Options	Code	Price
Mini-Tap	MTP-IP2USC	\$ 531
Mini-Tap	MTP-IP2UT2	\$ 1062
Mini-Tap	MTP-IP2US1	\$ 531
Mini-Tap	MTP-IP2US2	\$ 1062
Mini-Tap	MTP-IP2UT1	\$ 531



Custom Charges	Code	Price
Powder Coat Alternative (per color)	OPA	call
Stain Finish Match (per finish)	OSM	\$ 996


Refer to page 106 for location information

Planter Options	Code	Price
Planter	EYPBY6	\$ 198



Questions?
800 876 2120

top >	Laminate PVC	Veneer Wood
edge >	Flat 	Flat 
	LPIR 7/8"	VWIR 7/8"

Model #	Description	Dimensions	Product Wt		
 EY1221LT	Pull Up Table	Depth: 12" Width: 21" Height: 25"	21	375	1206

- To Order, Specify...**
- ① Model Number
 - ② Top Material
 - ③ Top Color
 - ④ Edge Detail
 - ⑤ Leg Color
 - ⑥ Additional Options

Finish Options	Price
Powder Coat - Standard	n/c
Powder Coat - Premium	\$ 165

Custom Charges	Code	Price
Powder Coat Alternative (per color)	OPA	call
Stain Finish Match (per finish).....	OSM	\$ 996



Immix is a modular bench system allowing creative configurations for any seating need. Combine curves and straight sections for unlimited configurations and spans. Mix and match seats with a variety of top shapes, materials and edge options. Add backs, arms and even power/data for maximum comfort.

Frames

Straight metal frames are available in 22", 33", 44", 55" and 66" lengths in varying combinations of seats and tops. Curved frames come in 30°, 45°, 60° and 90° radii with an inside or outside radius back, seat only or table. The rectangular steel tube frame has welded and brazed joints for a highly polished and exceptionally smooth appearance. Black adjustable nylon glides are semi-concealed and standard on all legs.

Upholstered Seats and Backs

Upholstered seats on straight units range from 20" to 64" in length with 22" and/or 33" backs. Larger units may have multiple small seats or a single, longer seat cushion. Curved seats have one continuous seat cushion and one continuous back. Optional cleanout cushions may be specified to provide space between seat and back.

Arm Styles

A partially upholstered arm with a metal trim is standard on straight units. The metal detail is on the front of the arm and mimics the polished, rectilinear style of the frame. Other arm styles are available, including a fully upholstered arm, a dual metal arm with trim on both sides and a tablet arm (22" and 33" frames only). Shorter frames are available with one arm (left or right), two arms or armless. Longer frames also have center arms available. Curved units are armless only.

Tops and Tables

Immix has tops and various freestanding or connecting tables. Tops are available as part of a bench unit in combinations with seats and are 11" or 22" wide, depending on the unit. Tables come in straight, curved or corner styles. Armless application is intended for in-line use adjacent to armless seats or for freestanding occasional use. Arm application tables are for in-line use and have a smaller top size to make room for adjacent benches with arm.

Tops and table tops are 1¼" thick with a variety of material and edge options.

Power + Data

Specify electrical to keep outlets close at hand. Add grommets or power/data to top surfaces. Undermount units are compatible with Immix benches and frames. See planning pages or the Power + Data price list for more information.

Laminate and Veneer, Standard Core Construction

The standard top construction consists of 45-50 lb particleboard, surfaced with a high pressure laminate or plain sliced veneer face. A backer sheet is laminated to the underside of the top.



PVC Flat or Fluted Edge

Edge of 2mm PVC hot melt banded to the top with 1/8" radius at the top and bottom.



Offered in twenty-one (21) standard colors.



Wood Flat or Fluted Edge

Wood banding hot melt banded to the top with 1/8" radius at the top and bottom.



Offered in Ash, Cherry, Maple or Walnut materials.



Reverse Bevel Acrylic

Edge of 2mm plywood-grained acrylic edge banding hot melt banded to MDF core. A reverse bevel is then cut into the edge exposing the MDF on the reverse bevel. The MDF is then clear coated.



Wood Square or Fluted Edge

Edge of 1 1/4" wide solid wood with softened top and bottom edges, and square, softened mitered corners.



Offered in Ash, Cherry, Maple or Walnut materials.



Wood Reverse Bevel Edge - 2"

Edge of 2" wide solid wood designed with a reverse sloped edge with mitered corners.

Offered in Ash, Cherry, Maple or Walnut materials.

Shipping Schedule

Upholstered Items	4-5 WEEKS
Laminate, PVC Edge	4-5 WEEKS
Laminate, Wood Edge	4-5 WEEKS
Veneer, Wood Edge	6-8 WEEKS

Contact Versteel Customer Service for special lead time requests.

NOTE ORDERS WITH COM UPHOLSTERY WILL BE SCHEDULED UPON RECEIPT OF COM UPHOLSTERY YARDAGE

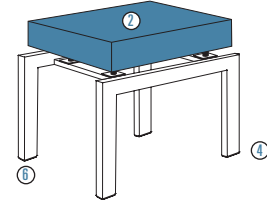
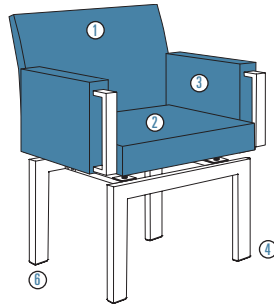
BIFMA

All Versteel products are constructed to pass the relevant ANSI/BIFMA standards. For more detailed specifications by series and base style, contact Versteel Customer Service at 800.876.2120.

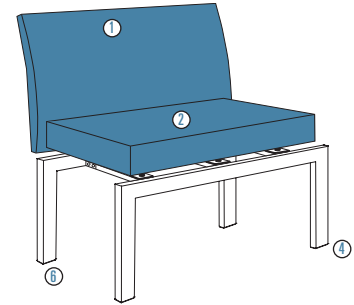
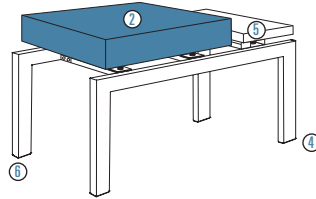
Additional information regarding warranty, terms and conditions, shipping, care and maintenance, etc. can be found in the All Seating price list.

Immix 22" Frame

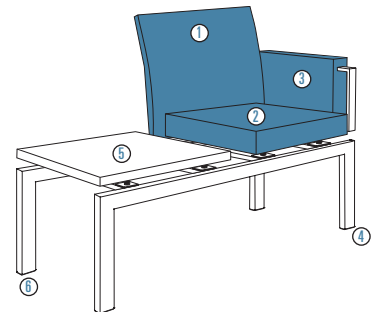
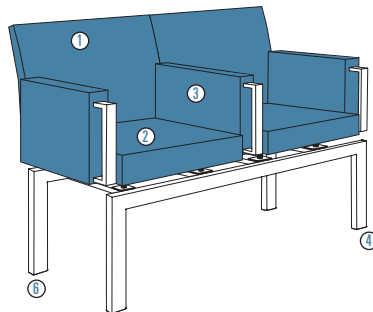
Bench Dimensions
 Overall height w/ back: 32"
 Overall width w/ arms: 24½"
 Overall width w/o arms: 22"
 Overall depth w/ back: 23½"
 Overall depth w/o back: 20"
 Seat height: 18"
 Seat width: 20"
 Seat depth: 20"
 Arm height: 25½"


Immix 33" Frame

Bench Dimensions
 Overall height w/ back: 32"
 Overall width w/ arms: 35½"
 Overall width w/o arms: 33"
 Overall depth w/ back: 23½"
 Overall depth w/o back: 20"
 Seat height: 18"
 Seat width: 20" or 31"
 Seat depth: 20"
 Arm height: 25½"


Immix 44" Frame

Bench Dimensions
 Overall height w/ back: 32"
 Overall width w/ arms: 46½"
 Overall width w/o arms: 44"
 Overall depth w/ back: 23½"
 Overall depth w/o back: 20"
 Seat height: 18"
 Seat width: 20", 31" or 42"
 Seat depth: 20"
 Arm height: 25½"


Key Description

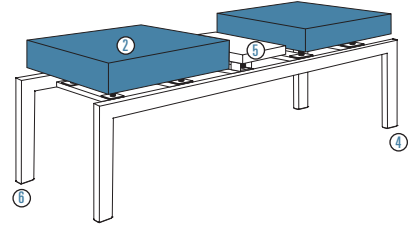
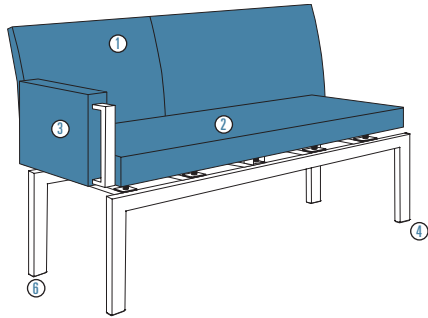
- ① upholstered back, molded plywood with poly foam, 16 gauge steel brackets
- ② upholstered seat, plywood with poly foam, threaded metal inserts, four turned steel struts
- ③ upholstered arm, plywood wrapped in poly foam, 16 gauge steel supports
- ④ bench frame, 16 gauge steel tube, fully welded

Key Description

- ⑤ table top surface, 1¼" particle board
- ⑥ nylon glide, threaded steel

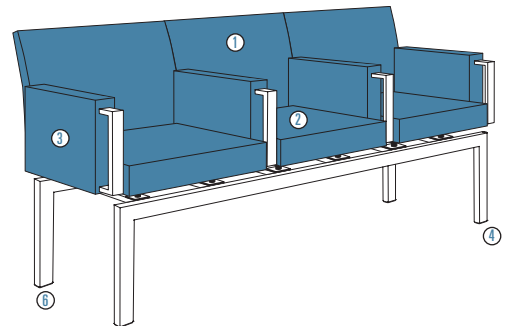
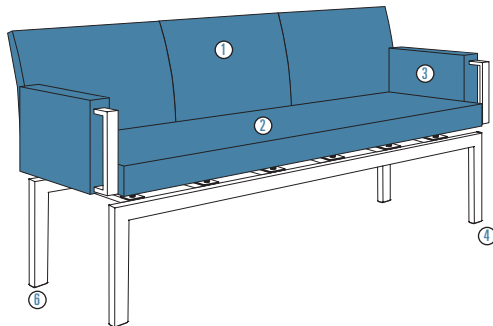
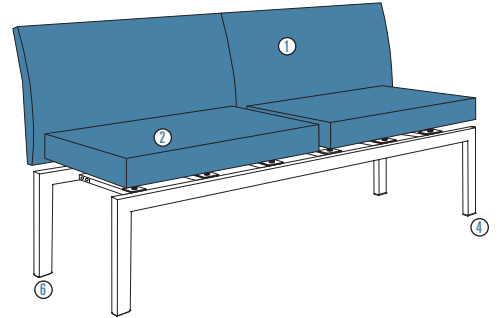
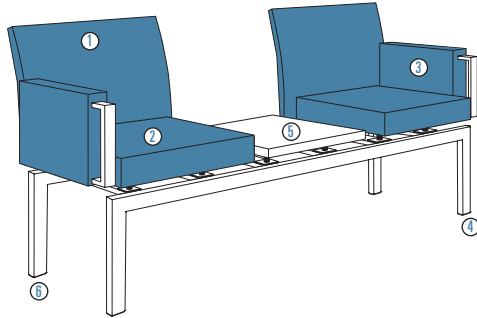
Immix 55" Frame

Bench Dimensions
 Overall height w/ back: 32"
 Overall width w/ arms: 57½"
 Overall width w/o arms: 55"
 Overall depth w/ back: 23½"
 Overall depth w/o back: 20"
 Seat height: 18"
 Seat width: 20", 31" or 53"
 Seat depth: 20"
 Arm height: 25½"



Immix 66" Frame

Bench Dimensions
 Overall height w/ back: 32"
 Overall width w/ arms: 68½"
 Overall width w/o arms: 66"
 Overall depth w/ back: 23½"
 Overall depth w/o back: 20"
 Seat height: 18"
 Seat width: 20", 31" or 64"
 Seat depth: 20"
 Arm height: 25½"



Standard Versteel Upholstery

Standard Versteel Upholstery offers a range of materials, from fabrics in a variety of colors and textures to vinyl for soil resistance. Please refer to Versteel's fabric cards, upholstery options pages in the All Seating price list, or the "Materials and Finishes" section of our website for reference information.

Grade-In Upholstery

Versteel has coordinated with upholstery manufacturers to simplify your order process. Many of the manufacturers' offerings have been pre-approved for application on Versteel Seating.

Contact Versteel Customer Service with your selected fabric choice to be graded in. They will supply you with the appropriate grade-in designator. On your purchase order, complete the information with the pattern name, color description and grade-in designator, and Versteel will take it from there.

Customer's Own Material

Customer's Own Materials (COM's) are not an issue on Immix. Many COM's are pre-approved for application on Versteel Seating. Call Versteel Customer Service with your COM selection to determine if it has been pre-approved. If your selection has not been pre-approved, reference the "Receiving COM Approval" section below.

Receiving COM Approval

Not all materials are suitable for upholstery on Immix. A 12" X 12" memo sample must be supplied for approval before a COM material is accepted for an order. If the material is directional in pattern or weave, the pattern repeat (in inches) in both directions or the weave direction must be supplied.

Excess COM

Versteel will not store excess COM for more than 30 days after the order has been completed. If excess material is to be returned after order completion, send the request to Versteel Customer Service prior to acknowledge ship date. It is the customer's responsibility to arrange for the return of the material "freight collect."

COM Requiring Application Test

If an application test is required for your selected COM, send test sample material along with the following:

- Name and return address
- Chair model selected
- Sketch showing special requirements for the positioning of the material's pattern on the chair seat and chair back, if special considerations are required.

NOTE ALL UPHOLSTERIES ARE CUT UP THE ROLL TO MAXIMIZE YIELD AND WEAR PERFORMANCE

Ship COM to:

Versteel
 2332 Cathy Lane
 Jasper, IN 47546

COM must be shipped to the factory with transportation costs "prepaid." If material is considered defective or unusable, it will be returned "transportation collect."

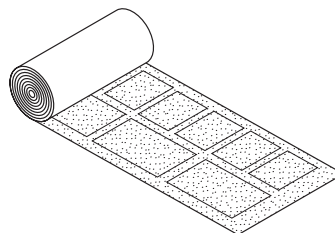
For standard lead time orders, tag fabric with purchase order number and identify with project number if possible.

Application of Directional Fabrics

Due to the upholstering process, some fabrics not considered directional by the supplier may be considered directional by Versteel.

All COM's are cut "up the roll" unless otherwise directed by the customer (see illustration below).

EXAMPLE PATTERN CUT UP THE ROLL



If special cutting or upholstery application is required, you must indicate requirement at time of order entry.

Patterned COM Additional Yardage Guide

Use the guide below to aid in ordering the appropriate COM fabric when needing to match a pattern with a repeat. To use this guide, add the vertical and horizontal repeats together (e.g. a 5" vertical repeat plus an 11" horizontal repeat gives a 16" total). Then find the appropriate entry on the chart, and increase the yardage estimate by the percentage indicated.

For example: The yardage estimate is 8 yards of 54" wide fabric and the pattern has a repeat of 11" horizontal and 5" vertical. Add up the repeats (11" + 5" = 16") and find the appropriate entry - 15% in this example. Fifteen percent more fabric is required to match the pattern. 8 yards plus an extra 15% is 9.2 yards.

Fabric Width	Plain Fabric	3" - 14" Repeat	15" - 19" Repeat	20" - 27" Repeat	28" - 36" Repeat	37" - 45" Repeat	46" - 54" Repeat
54"	0%	10%	15%	20%	25%	30%	35%
50" - 52"	10%	20%	25%	30%	35%	40%	45%

Decorative Patterns

Yardage requirements are greatly affected by the size of the repeat and the print or pattern of the material. Versteel cuts all seating patterns with aesthetic concerns in mind for high quality and consistency. Refer to the COM listing for the yardage required for pattern repeat.

Repeats and Striped Fabrics

The geometry of curved products prevents repeats and stripes from matching at the seams.

Versteel Seating COM Standard Yardage Requirements

COM yardage requirements are calculated for benches based on a material width of 54" and a repeat of 2" or less. For material less than 54" wide, contact Versteel for yardage requirements. Use the chart below as a guide to calculate your COM yardage. For quantities greater than 10 benches, contact Versteel Customer Service for calculation of COM yardage by bench model.

NOTE THIS CHART IS NOT APPLICABLE FOR MULTIPLE FABRICS ON ONE BENCH. CONTACT VERSTEEL CUSTOMER SERVICE FOR YARDAGE REQUIREMENTS IF SPECIFYING MULTIPLE FABRICS.

Quantity of Benches	1	2	3	4	5	6	7	8	9	10
Immix 22" frame										
IM2022 01	1.5	2.5	3.5	4.5	5.0	6.0	7.0	8.0	9.0	10.0
IM2022 02	2.5	4.5	6.0	8.0	10.0	12.0	13.5	15.0	16.5	18.5
IM2022 03 R or L	3.0	5.5	7.5	9.5	12.5	14.0	16.5	18.5	20.5	23.0
IM2022 04	4.0	6.0	8.5	10.5	13.0	15.0	17.0	19.5	22.0	24.5
Immix 33" frame										
IM2033 01	1.5	3.5	5.0	6.5	7.5	9.0	10.5	11.5	12.5	14.0
IM2033 02	3.5	6.5	9.0	12.5	15.0	18.0	20.0	23.0	25.5	28.5
IM2033 03 R or L	4.0	8.0	11.0	14.0	17.0	20.5	24.0	26.5	30.0	33.0
IM2033 04	5.0	9.0	12.5	16.0	19.5	23.5	27.0	31.0	35.0	38.5
IM2033 11 H	1.5	2.5	3.5	4.5	5.0	6.0	7.0	8.0	9.0	10.0
IM2033 12 HR or HL	2.5	4.5	6.0	8.0	10.0	12.0	13.5	15.0	16.5	18.5
IM2033 13 HR or HL	3.0	5.5	7.5	9.5	12.5	14.0	16.5	18.5	20.5	23.0
IM2033 14 HR or HL	4.0	6.0	8.5	10.5	13.0	15.0	17.0	19.5	22.0	24.5
Immix 44" frame										
IM2044 D01	2.5	4.0	6.0	8.0	9.0	11.0	12.0	13.0	15.0	16.0
IM2044 D02	4.5	7.5	11.5	14.5	18.5	22.5	25.5	28.5	31.5	34.5
IM2044 D03 R or L	5.0	9.0	13.0	17.0	22.0	26.0	30.0	34.0	38.0	41.0
IM2044 D04	5.5	9.0	14.0	19.5	24.0	28.0	32.0	36.0	40.0	45.0
IM2044 D05	6.0	10.5	15.0	20.0	24.5	28.5	34.0	38.5	42.5	46.0
IM2044 01	2.0	3.5	5.0	6.5	8.0	9.0	10.0	12.0	13.0	14.0
IM2044 02	4.5	8.5	11.0	15.0	18.5	22.0	25.0	28.5	32.0	36.0
IM2044 03 R or L	4.5	8.5	13.0	16.5	20.5	24.0	28.0	32.0	36.0	39.5
IM2044 04	5.0	9.5	14.0	18.0	23.0	27.0	32.0	36.0	40.0	44.0
IM2044 11 F	1.5	2.5	3.5	4.5	5.0	6.0	7.0	8.0	9.0	10.0
IM2044 12 FR or FL	2.5	4.5	6.0	8.0	10.0	12.0	13.5	15.0	16.5	18.5
IM2044 13 FR or FL	3.0	5.5	7.5	9.5	12.5	14.0	16.5	18.5	20.5	23.0
IM2044 14 FR or FL	4.0	6.0	8.5	10.5	13.0	15.0	17.0	19.5	22.0	24.5
IM2044 11 H	1.5	3.5	5.0	6.5	7.5	9.0	10.5	11.5	12.5	14.0
IM2044 12 HR or HL	3.5	6.5	9.0	12.5	15.0	18.0	20.0	23.0	25.5	28.5
IM2044 13 HR or HL	3.5	8.0	11.0	14.0	18.0	20.5	24.0	26.5	30.0	33.0
IM2044 14 HR or HL	4.0	9.0	12.5	16.0	19.5	23.5	27.0	31.0	35.0	38.5
Immix 55" frame										
IM2055 D01	2.5	5.0	7.5	9.5	12.0	13.5	17.0	19.0	21.0	23.0
IM2055 D02	5.0	10.5	15.0	19.5	24.5	29.0	33.0	38.0	42.5	47.0
IM2055 D03 R or L	5.5	11.0	16.5	20.5	26.0	31.0	36.5	41.0	46.5	52.5
IM2055 D04	6.0	12.0	17.0	23.0	28.0	34.0	39.0	44.0	50.0	55.0
IM2055 D05	7.0	13.0	18.5	24.0	31.0	36.5	40.5	49.0	53.5	60.0
IM2055 01	3.0	5.5	8.0	10.0	12.0	14.0	17.0	19.0	21.5	23.0
IM2055 02	5.0	10.5	15.0	19.5	24.5	29.0	33.0	38.0	42.5	47.0
IM2055 03 R or L	5.5	11.0	16.5	20.5	26.0	31.0	36.5	41.0	46.5	52.5
IM2055 04	6.5	12.5	17.5	23.5	28.5	34.5	39.5	44.5	50.5	55.5
IM2055 11 HC	2.5	4.0	6.0	8.0	9.0	11.0	12.0	13.0	15.0	16.0
IM2055 12 HC	4.5	7.5	11.5	14.5	18.5	22.5	25.5	28.5	31.5	34.5
IM2055 13 HC R or L	5.0	9.0	13.0	17.0	22.0	26.0	30.0	34.0	38.0	41.0
IM2055 14 HC	6.0	9.0	14.0	19.5	22.0	27.0	32.0	36.0	40.0	45.0
IM2055 15 HC	7.0	12.5	18.0	23.0	28.5	34.0	39.0	44.5	49.5	55.0

Versteel Seating COM Yardage Repeat Pattern Additional Requirements

2-14" repeat, add 15% to the standard yardage requirement.

15-27" repeat, add 30% to the standard yardage requirement.

28-36" repeat, add 35% to the standard yardage requirement.

Quantity of Benches	1	2	3	4	5	6	7	8	9	10
Immix 66" frame										
IM2066 D01	3.0	6.5	9.5	12.5	14.0	17.0	20.0	22.0	24.0	27.0
IM2066 D02	6.5	12.0	17.5	24.5	30.5	35.5	40.5	45.5	51.0	57.0
IM2066 D03 R or L	7.5	13.5	21.0	26.5	33.0	38.5	44.0	50.0	55.5	61.5
IM2066 D04	7.0	15.5	21.5	28.5	34.0	40.5	47.5	53.5	59.5	65.5
IM2066 D05	8.0	14.5	22.0	30.0	35.0	42.0	46.0	55.0	61.5	68.5
IM2066 T01	4.0	6.5	9.5	12.0	14.5	17.5	19.5	22.5	24.5	29.0
IM2066 T02	7.0	12.5	18.0	23.5	28.5	33.5	38.5	43.5	49.0	54.0
IM2066 T03 R or L	7.0	13.0	19.5	26.0	31.5	37.0	42.5	48.5	55.0	61.0
IM2066 T04	7.5	15.5	21.5	27.5	34.0	40.0	45.5	52.5	58.0	65.5
IM2066 T05	9.0	16.5	23.5	30.5	39.0	44.5	52.5	59.0	66.0	77.5
IM2066 01	3.0	5.5	8.0	10.0	12.5	14.5	17.0	19.0	21.0	23.0
IM2066 02	7.0	12.5	18.5	24.0	29.0	34.5	40.0	45.0	50.5	56.0
IM2066 03 R or L	7.0	13.0	18.5	25.0	31.5	37.0	42.5	48.5	55.0	61.0
IM2066 04	7.5	15.5	21.5	27.5	34.0	40.0	46.5	52.5	58.5	65.0
IM2066 11 FC	2.5	4.0	6.0	8.0	9.0	11.0	12.0	13.0	15.0	16.0
IM2066 12 FC	4.5	7.5	11.5	14.5	18.5	22.5	25.5	28.5	31.5	34.5
IM2066 13 FC R or L	5.0	9.0	13.0	17.0	22.0	26.0	30.0	34.0	38.0	41.0
IM2066 14 FC	5.5	9.0	14.0	19.5	24.0	28.0	32.0	36.0	40.0	45.0
IM2066 15 FC	7.0	12.5	18.0	23.0	28.5	34.0	39.0	44.5	49.5	55.0
IM2066 11 HC	3.0	5.0	7.5	9.5	12.0	13.5	17.0	19.0	21.0	23.0
IM2066 12 HC	5.5	10.5	15.0	19.5	24.5	29.0	33.0	38.0	42.5	47.0
IM2044 13 HC R or L	6.0	11.0	16.5	20.5	26.0	31.0	36.5	41.0	46.5	52.5
IM2066 14 HC	6.5	12.0	17.0	23.0	28.0	34.0	39.0	44.0	50.0	55.0
IM2066 15 HC	7.5	13.5	20.0	26.0	32.0	37.5	42.5	48.0	54.0	59.5
Immix 30°										
IM2030CT 01	2.0	4.0	5.5	7.0	8.0	9.5	10.0	12.0	13.0	15.0
Immix 45°										
IM2045CT 01	3.0	4.5	6.0	7.5	9.0	11.0	12.5	14.0	15.5	17.0
Immix 60°										
IM2060CT 01	3.0	4.5	6.0	7.5	9.0	11.0	12.5	14.0	15.5	17.0
Immix 90°										
IM2090CT 01	3.0	4.5	6.0	7.5	9.0	11.0	12.5	14.0	15.5	17.0
À la Carte										
Seats										
IMAC 2020US	1.5	2.5	3.5	4.5	5.5	6.5	7.0	8.5	9.0	10.0
IMAC 2031US	2.0	3.5	4.5	6.0	7.5	9.0	10.0	11.5	12.5	14.0
IMAC 2042US	2.0	4.0	6.0	8.0	9.0	11.0	12.0	13.0	15.0	16.0
IMAC 2053US	3.0	5.5	8.0	10.0	12.5	15.0	18.0	20.0	22.0	24.0
IMAC 2064US	3.5	6.5	9.5	12.0	14.5	17.0	19.5	22.5	25.0	28.5
Backs										
IMAC 2022UB	1.5	3.0	4.0	5.0	6.0	7.5	8.5	9.5	10.5	12.0
IMAC 2033UB	2.0	3.5	5.0	6.0	7.5	9.0	10.5	11.5	12.5	14.0
Arm										
IMAC 2011UA	1.5	1.5	2.0	2.5	3.0	3.0	4.0	4.5	4.5	5.0

Immix Bench System

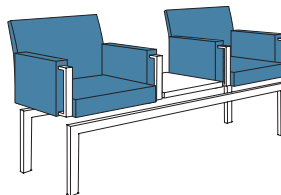
Combine curves and straight sections to create shapes and unlimited spans of seating and tables. A variety of seat and back widths can be mingled with tops of various shapes, materials and edges.

When planning a space with Immix, keep the same considerations in mind as you would when specifying product for any other space. How will the space be used? Do you need power and data? Will the product need to be moved or reconfigured in the future? Are there special user needs to be considered? Think about these and any other issues you may encounter when you plan your space.

If you are creating a configuration for a waiting room or lobby, feel secure that the Immix benches you choose have been designed and engineered for longevity with enduring finishes and high density foam. If you have particular needs that have not been addressed in this price list, please call Versteel Customer Service for answers and recommendations.

Standard vs. À la Carte

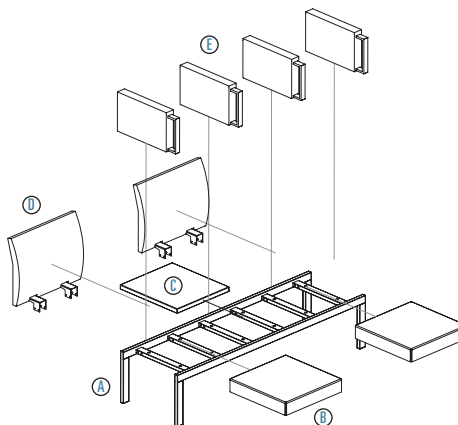
A wide range of 'standard' models have been established for easy ordering, but Immix benches are designed so that you can configure various combinations or styles using the A la Carte section starting on page 145.



Order the standard item found under the 66" Frame section of this price list.

(1) IM2066 15 FC

OR...



Build any bench from the A la Carte menu. Start with a frame, then add the elements you desire.

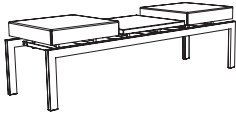
- A. (1) IMAC 2066 (66" frame)
- B. (2) IMAC 2020US (20" upholstered seats)
- C. (1) IMAC 2019RE (19" top)
- D. (2) IMAC 2022UB (22" upholstered backs)
- E. (4) IMAC 2011UA (upholstered arms)

The À la Carte section was developed for many purposes.

- Custom bench configurations
- Replacement parts
- New components to change color scheme
- New components to alter existing configuration

Reconfigure A Standard Model

A standard configuration listed in this price list may have all the elements you desire, just not in the desired order. No problems. Simply call Versteel Customer Service and a representative will happily assist you with your order.



① IM2066 11 FC (standard model)

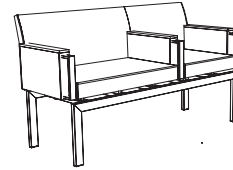


② IM2066 11 FC SST (reconfigured from standard model)

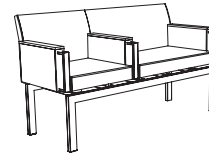
1. A standard Immix unit as found in this price list, with 20" upholstered seats and a 22" table in the middle. It has the elements you want, but not in the right order.
2. All the same elements but with the table positioned on the right, where you want it. Simply add SST at the end of your model number to indicate a seat-seat-table configuration. Contact Versteel Customer Service if you have any questions.

Mirror A Standard Model

In this price list you will find many standard models, but not every configuration. All of the models listed can be mirrored to fit your needs with no additional charge. To specify a mirrored model just add the letter M to the standard model number when you order. Should you have any questions or concerns call Versteel Customer Service.



① IM2055 D05 (standard model)

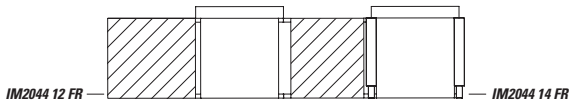


② IM2055 D05 M (mirrored model)

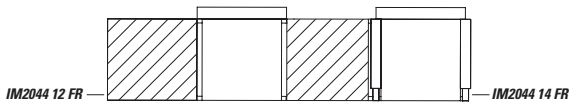
1. A standard Immix unit as found in this price list, with a 31" upholstered seat on the left and a 20" upholstered seat on the right. It has the elements you want, but you would like them flopped.
2. The mirror image of the standard model reverses the order and puts the seats where you want them. All that is required when specifying is to add M to the standard model number to achieve this configuration.

Arm to Armless & Armless to Arm

You may want to create a configuration where you will place a top between a seat with arms and a seat without arms on the same frame. Or even connect benches with arms to benches that are armless. In these cases it is possible to use standard tops, but Versteel has also designed tops just for this scenario. By using these tops, which have been specially sized, spacing will remain even throughout the configuration. Please indicate on your order or quote if the arm to armless top is desired.



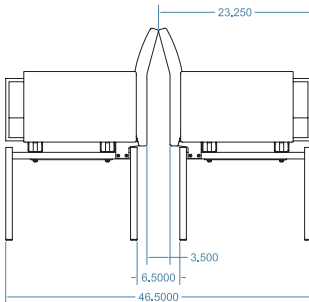
Arm to armless configuration with standard 19" top.
Notice the uneven spacing.



Arm to armless configuration with special 21" top.
The spacing is now consistent.

Back to Back Installations

When you are creating a space using Immix benches, don't forget that the benches with backs have a slightly deeper footprint. If you plan to place benches with backs in a 'back-to-back' configuration, use the dimensions provided here to insure you will have plenty of space for installation.

**Power, Data and Wire Management**

It may be desirable to provide power and data access to your Immix configuration depending on the end use application. If so, then plan for your power and data as you would any other specification, keeping in mind where the power will come from as well as the load that will be placed on the circuit.

Review the Power & Data Planning section that is found in the Versteel Power & Data Price List for more information. If there is any risk that the circuits may not be able to carry the load, contact a qualified electrician. Also, always consult any local codes or restrictions concerning power.

Use the drawings provided on the next page to determine the location(s) you want to place power and data or grommets in your configuration.

Power & Data

Immix tables and benches with tops can be individually powered with Henris or sequenced using Henri Nows. Use Henri and Henri Now to conveniently power laptops and other portable electronic devices. When power and data are not required, the units will conveniently store under the table leaving the top unobstructed for usage and cleaning.

Wire Management

Use grommets to route cords for lamps and other devices through a table top to an outlet.

Locations For Henris and Grommets

Rectangular Frames

Henris, Henri Nows and grommets must be located between the cross rails on Immix frames. There are five locations for the rectangular frame that can be combined and cross-referenced for more than one application. The logic for positioning is that as the frame grows in length, from left to right, the position moves along with it. A 22" frame has one position (Location 1) as there is only one space between cross rails. A 44" frame has 3 positions (Locations 1, 2 & 3) as there are three spaces between cross rails. The drawings at right illustrate the positions for rectangular frames and how to indicate where you would like Henris, Henri Nows or grommets.

Arc Frames & Corner Connectors

There are four locations for the arc frame positions and one for corner connectors. The drawings below illustrate the positions for Henris, Henri Nows and grommets.

30, 45 & 60 Degree Arc



Location 1

30, 45, 60 & 90 Degree Arc



Location 2

30, 45, 60 & 90 Degree Arc



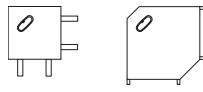
Location 3

30, 45, 60 & 90 Degree Arc



Location 4

Corner Connector



Location 1

22" Frame



Location 1

33" Frame



Location 2

44" Frame



Location 3

55" Frame



Location 4

66" Frame



Location 5

Rectangular Frame Location Examples

33" Frame



Location 1

44" Frame



Locations 1 & 3

44" Frame



Location 2

55" Frame



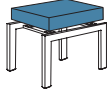
Locations 1 & 4

66" Frame



Locations 2 & 4

22" Frame



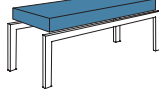
IM2022 01
(1) 20" upholstered seat

33" Frame



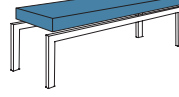
IM2033 01
(1) 31" upholstered seat

44" Frame



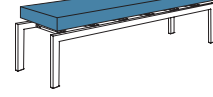
IM2044 01
(1) 42" upholstered seat

55" Frame

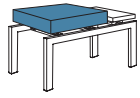


IM2055 01
(1) 53" upholstered seat

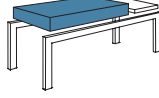
66" Frame



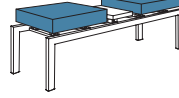
IM2066 01
(1) 64" upholstered seat



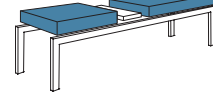
IM2033 11H
(1) 20" upholstered seat
(1) 11" top



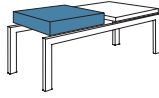
IM2044 11H
(1) 31" upholstered seat
(1) 11" top



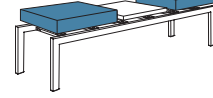
IM2055 11HC
(2) 20" upholstered seats
(1) 11" top



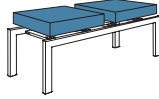
IM2066 11HC
(1) 20" upholstered seat
(1) 31" upholstered seat
(1) 11" top



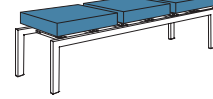
IM2044 11F
(1) 20" upholstered seat
(1) 22" top



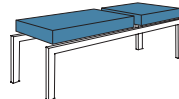
IM2066 11FC
(2) 20" upholstered seats
(1) 22" top



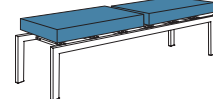
IM2044 D01
(2) 20" upholstered seats



IM2066 T01
(3) 20" upholstered seats



IM2055 D01
(1) 31" upholstered seat
(1) 20" upholstered seat



IM2066 D01
(2) 31" upholstered seats

All rectangular frames are available with or without arms and with or without backs. All arc frames are available with upholstered seats or tops.

30 Degree Arc



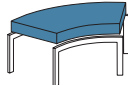
IM2030CT 01
(1) upholstered seat

45 Degree Arc



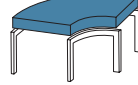
IM2045CT 01
(1) upholstered seat

60 Degree Arc



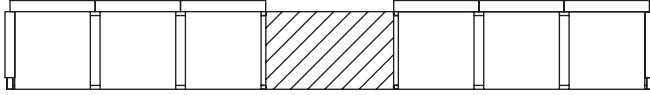
IM2060CT 01
(1) upholstered seat

90 Degree Arc

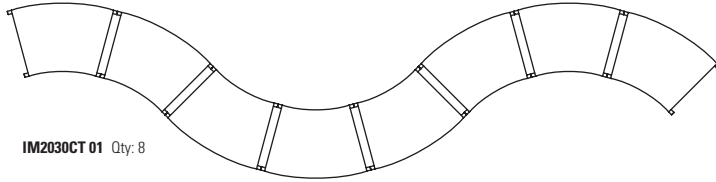


IM2090CT 01
(1) upholstered seat

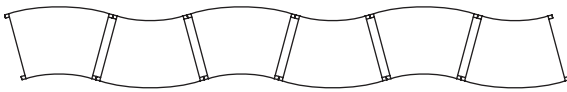
Basic Configuration Examples



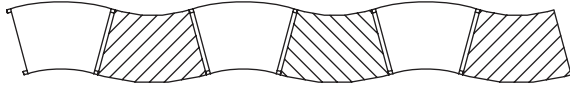
IM2066 T03R Qty: 1
IMIL 2044REFX Qty: 1
IM2066 T03L Qty: 1



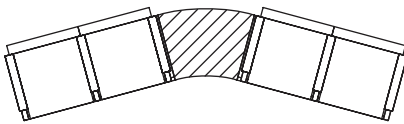
IM2030CT 01 Qty: 8



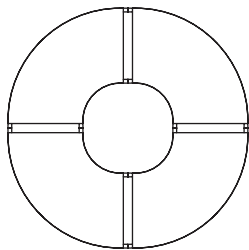
IM2030CT 01 Quantity: 6



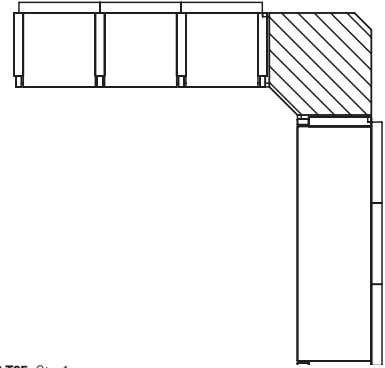
IM2030CT 01 Qty: 3
IMIL 2030CTFX Qty: 3




IM2044 D05 Qty: 2
IMIL 2030ACTFX Qty: 1



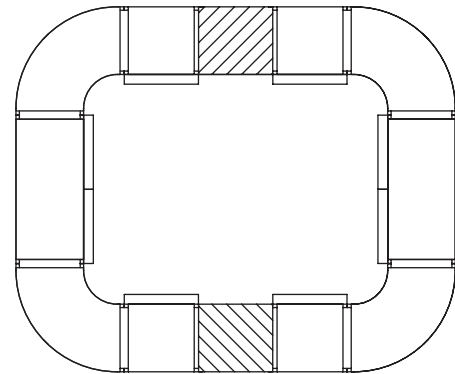
IM2090CT 01 Qty: 4



IM2066 T05 Qty: 1
IMIL 2028CRFX Qty: 1
IM2066 04 Qty: 1



IM2066 T03R Qty: 1
IM2066 T03L Qty: 1
IMIL 20SQFX Qty: 2
IM2066 T02 Qty: 1

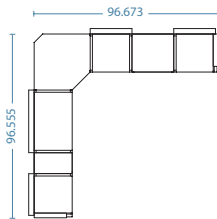


IM2066 12 FC Qty: 2
IM2044 02 Qty: 2
IM2090CT 01 Qty: 4

Large Configurations

Larger spaces may require a larger configuration, and these may be intimidating. If you are concerned that the curves and angles you are specifying may not be the correct ones, call Versteel Customer Service for input and advice.

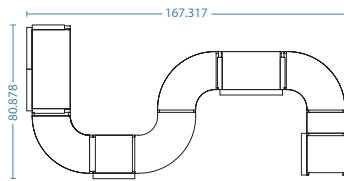
Versteel will also help you configure your Immix bench system if needed. Simply call Versteel Customer Service and provide the dimensions of your space and the type of configuration that you desire. Like any other space planning, it is helpful to know where power and data sources are, as well as windows, doors, and any other obstructions and proposed traffic patterns.

**L Unit**

- (1) IM2066 13R HC
- (1) IM2066 13L FC
- (1) IMIL 2030CRFX

Total List: \$10,030*

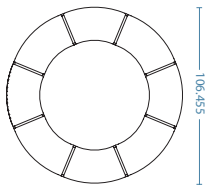
*All benches are priced with powder coat frames and Grade 2/COM fabric. Tops and tables are priced with standard laminate tops and PVC edges.



S Unit

- (1) IM2033 12 HL
- (2) IM2090CT 01
- (1) IM2033 04
- (1) IMIL 2090CTFX
- (1) IM2022 02
- (1) Special 90 Degree Arm to Armless Table
- (1) IM2044 04

Total List: \$19,003*



Round Unit

- (4) IM2045CT 01
- (4) IMIL 2045CTFX

Total List: \$12,952*

*All benches are priced with powder coat frames and Grade 2/COM fabric. Tops and tables are priced with standard laminate tops and PVC edges.

To Order, Specify...

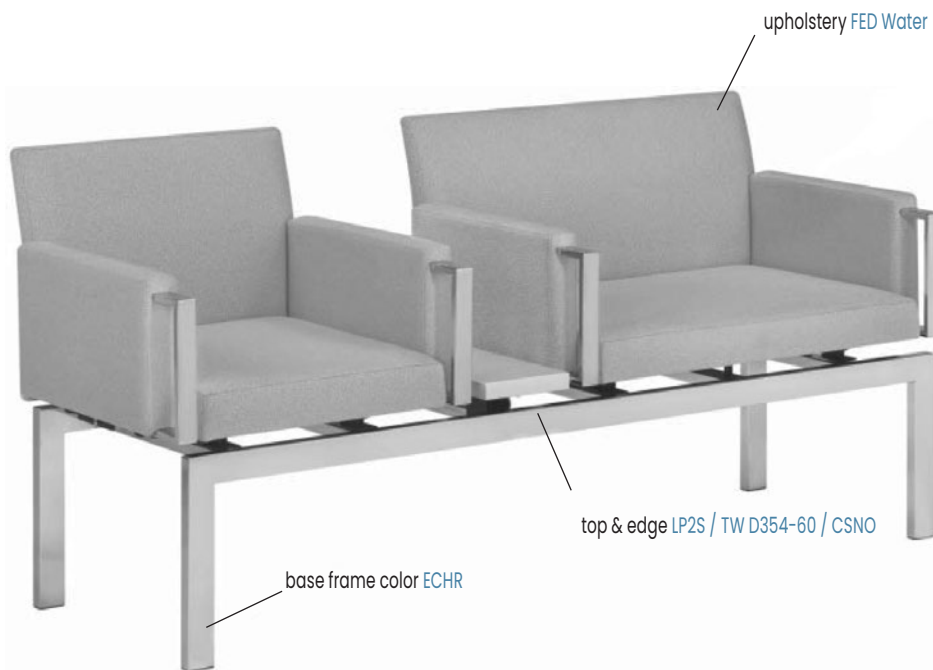
- 1 Model Number
- 2 Frame Color
- 3 Upholstery Selection
- 4 Top Material
 - a. Laminite manufacturer and color
 - b. Veneer species and finish color
- 5 Edge Style and Thickness
- 6 Edge Color
- 7 Bench Options

model number		finish selections				bench options
IM2066 15 HC / LP2S		ECHR	FED Water	TW D354-60	CSNO	----
model number	top, edge & corner	frame color	upholstery selection	top laminate manufacturer & laminate color	edge color	bench options

An **IM2066 15 HC LP2S** is an Immix series, 66" frame bench with 20" and 31" upholstered seats, 22" and 33" upholstered backs, four upholstered arms, 8" laminate top center, with a 1 1/4" thick top, PVC edge with square corners.

The codes **ECHR / FED Water / TW D354-60 / CSNO** specify a Chrome frame, Grade 4 Editor Water upholstery, Wilsonart D354-60 Designer White Laminite and Snow PVC.

Model Number IM2066 15 HC



Orders may be sent via

Mailing Address

Versteel
2332 Cathy Lane
Jasper, IN 47546

Contact Versteel

Email contact@versteel.com
Phone 800 876 2120
812 634 2120
Fax 812 482 9318

Studio Steel®

Versteel’s “urban fabrication” process leaves the telltale signs of welding and assembly on the surface, highlighting a manufacturing aesthetic. Choosing a clear or transparent powder coat is recommended, allowing tonal striations (created as a result of extreme heat), natural textures, and the inherent qualities of raw steel to show through.

Studio Steel Process \$165 per chair

Powder Coat Finishes

All powder coat finishes in the Versteel offering have been formulated with the use of epoxy, polyester or epoxy and polyester blends to maximize the finish durability.

Powder Coat – Standard n/c

Powder Coat – Premium. \$165 per chair

Immix Powder Coat Colors

Alloy.	PALY	Mint	PMNT
Amethyst	PAME	Navy	PNAV
Anthracite	PANT	Nimbus.	PNIM
Black Anodized.	PBLA	Nutmeg	PNUT
Bronze	PBRO	◆ Pacific	PPAC
Calypso	PCAL	Pearl	PPEA
Carbon.	PCAR	Pebble	PPEB
Champagne	PCHA	● Platinum	PPLA
Coconut	PCOC	Poppy.	PPOP
◆ Copper.	PCOP	◆ Raven.	PRAV
Crimson	PCRI	Royal	PROY
◆ Crystal	PCRY	Seaside	PSEA
Daffodil.	PDAF	Shipyards	PSHI
Ebony.	PEBO	Silver	PSIL
Forest.	PFOR	Snow	PSNO
Fossil	PFOS	Stone	PSTO
◆ Garnet	PGAR	Storm.	PSTM
◆ Gold.	PGOL	Terra Cotta	PTEC
Graphite	PGRA	Whisper	PWHI
● Hope	PHOP	White Linen	PWHL
Kelly Green	PKEG	Powder Coat Alternative .	OPA
◆ Matte	PMAT		
Mica.	PMIC		

Transparent Powder Coats (indicated by ◆)

Please note that the transparent characteristics of these powders allow all natural welds and textures inherent to raw steel to be visible.

Premium Powder Coats (indicated by ●)

Versteel’s premium process uses specially formulated powder coats for a truly unique color palette. An upcharge applies; see product pages.

Plated

Versteel offers two plated options: Chrome and Nickel. Chrome is our most durable finish available and is a deep luster chrome plated finish. Nickel is a plated finish with a clear coat applied for durability. An upcharge applies for plated finishes. See product pricing pages for upcharge.

Chrome ECHR

Nickel ENKL

Veneer

Immix tables are available with plain sliced Ash, Cherry, Maple and Walnut veneers.

Immix Veneer Species

Ash AP01 Maple. MP01

Cherry CP01 Walnut WP01

Immix Veneer Finish

Ash

Beach. VBEA Fog VFOG

Chestnut. VCHE Pebble VPEB

Drift VDRI Whisper VWHI

Fawn VFAW

Cherry

Blossom Cherry VBLC Java Cherry. VJAC

Cordovan Cherry VCNC Millwork Cherry. VMWC

Golden Cherry VGNC

Maple

Caramel Maple VCMM Sugar Maple VSUM

Solar Maple. VSLM

Walnut

Brighton Walnut VBRW Natural Walnut. VNAW

Espresso Walnut. VESW

Edges

Immix table edges are available in PVC and wood.

- PVC provides hot melt application in a continuous band around the surface.
- Wood banding is a multi-ply wood band or miter-cornered solid in Ash, Cherry, Maple or Walnut.

Immix PVC Edge Colors

Absolute AcajouCABA	Nimbus.CNIM
Alloy.CALY	PearlCPEA
Carbon.CCAR	PlatinumCPLA
ChampagneCCHA	Pralines & CreamCPRC
CoconutCCOC	ShadowCSHA
Ebony.CEBO	SnowCSNO
Florence WalnutCFLW	StoneCSTO
FossilCFOS	Storm.CSTM
GraphiteCGRA	WhisperCWHI
Grey.CGRE	White LinenCWHL
Kensington Maple.CKEM		

Wood Finish

Versteel uses a post-catalyst varnish that meets AWI (Architectural Woodwork Institute) TR6 performance standards.

Immix Wood Edge Species

AshA01	Maple.M01
CherryC01	WalnutW01

Immix Wood Edge Finishes
Ash

Beach.WBEA	FogWFOG
Chestnut.WCHE	PebbleWPEB
DriftWDRI	WhisperWWHI
FawnWFAW		

Cherry

Blossom CherryWBLC	Java Cherry.WJAC
Cordovan CherryWCNC	Millwork Cherry.WMWC
Golden CherryWGNC		

Maple

Caramel MapleWCMM	Sugar MapleWSUM
Solar Maple.WSLM		

Walnut

Brighton WalnutWBRW	Natural Walnut.WNAW
Espresso WalnutWESW		

Finish Reference & Samples

For finish color reference, please refer to our website. Contact Versteel Customer Service to receive actual color samples for color matches and final color approval.

Powder Coat Alternative**Call for quotation**

Specify code *OPA* (Powder Coat Alternative), add cost from Versteel quotation

Powder Coat Alternative is available from Versteel. The entire RAL color reference along with hundreds of other color and finishes are available.

For Powder Coat Alternative matching, you must supply a color reference sample, or an RAL number. Versteel will review the sample for possible existing colors available and send a sample for customer approval. If no color match exists a custom match can be developed. Call Versteel Customer Service for associated upcharges on custom color development.

NOTE CUSTOM COLOR MATCHING APPROVALS MAY AFFECT STANDARD PRODUCTION SCHEDULES

Special Laminate**Call for quotation**

Specify code *TSP* (Special Laminate), indicate the quoted charges per table

Special laminates and patterns can be specified as an option. To specify, contact Versteel for availability and pricing.

NOTE LAMINATES IN STANDARD COLORS AND TEXTURES FROM FORMICA, NEVAMAR, PIONITE AND WILSONART ARE STANDARD

CAUTION LAMINATE MANUFACTURERS CHANGE STANDARD OFFERINGS FREQUENTLY, AND IT IS POSSIBLE THAT A STANDARD PRODUCT CAN BECOME UNAVAILABLE. VERSTEEL CANNOT BE RESPONSIBLE FOR ANY INCONVENIENCE THIS MAY CAUSE.

Custom PVC Color Match**Call for quotation / one time charge per color, per order**

Specify code *OCF* (Custom PVC Color Match), add cost from Versteel quotation

PVC Color Match can be the selection of a color that is available from a Versteel supplier or a new custom color developed for the order. Minimum footage requirements mean that the amount of material needed for your order will effect the cost.

For PVC Color Matching you must supply a color reference sample. Versteel will review the sample for possible existing colors available and send a sample for customer approval. If no color match exists, a custom match will be developed and sampled for customer approval before a production schedule is established.

NOTE CUSTOM COLOR MATCHING APPROVALS MAY AFFECT STANDARD PRODUCTION SCHEDULES

Stain Finish Match**\$996 / one time charge per finish, per order**

Specify code *OSM* (Stain Finish Match), add \$996.00 list per finish, per order

Alternative Stain Finishes are available for veneer and wood edged tops.

For Stain Finish Matching you must supply two 4" x 4" finish color and grain reference samples. An expertly finish matched sample will be provided for customer approval.

NOTE CUSTOM COLOR MATCHING APPROVALS MAY AFFECT STANDARD PRODUCTION SCHEDULES

Veneer or Wood Edge Alternatives

For veneer or wood edge requirements other than our standard plain sliced Ash, Cherry, Maple or Walnut, contact Versteel Customer Service with the specifications of the materials you would like to specify.

NOTE VENEER OR WOOD EDGE ALTERNATIVES APPROVAL MAY AFFECT STANDARD PRODUCTION SCHEDULES

Wood Finish Alternatives

Versteel finish has a natural grain fill level finish appearance, contact Versteel Customer Service for alternative fill levels. Coarse grain will require additional application steps for a full-fill grain appearance and will require a quote.

NOTE WOOD FINISH ALTERNATIVE APPROVAL MAY AFFECT STANDARD PRODUCTION SCHEDULES

3form® Material

3form is available for Immix tops. It incorporates raw materials made of renewable material from natural landscapes all over the globe. The manufacturing process produces no VOC's or other harmful gases. 3form material is GREENGUARD® CERTIFIED. Contact Versteel Customer Service for pricing.

Table Top Alternatives

Table tops can be produced in alternative top material if desired. Contact Versteel Customer Service for pricing and availability.

Alternate Core Construction

Alternate core constructions are available, including medium density fiberboard (MDF), honeycomb cores and cores that contain no urea formaldehyde. Contact Versteel Customer Service for pricing and availability

Immix Adjustable Glides**no charge**

Standard on all Immix benches, these glides are semi-concealed in the leg and compensate to approximately $\frac{3}{8}$ " for uneven floors.

**Immix Armless Plate****no charge**


Armless plates can be used between cushions when no arms are specified. One plate for each of these applications is shipped with each bench. The plates can be used as an alternative to installing link brackets. Finish will be the same as the frame when powder coat is specified. For Chrome frames, the finish is Ebony.

Immix Link Brackets**no charge**

Link brackets are shipped on the underside of all Immix benches. Finish will be the same as the frame when powder coat is specified. For Chrome frames, brackets will be Ebony.

Fully Upholstered Arm**-\$71 / arm**

Specify code **ZFA** (Fully Upholstered Arm), subtract \$71 list per arm from price of bench



A fully upholstered arm is available as an alternative to the standard arm. These arms do not have any metal detail.

Dual Metal Arm**\$129 / arm**

Specify code **ZMA** (Dual Metal Arm), add \$129 list per arm to price of bench




A dual metal arm is available as an alternative to the standard arm. These arms have metal detail on both ends. Benches specified with this option should not have a back.

Tablet Arm**Call for quotation**

A tablet arm is available on 22" and 33" frame benches. Call Versteel Customer Service for more information.

Bolster**Fabric Grade Dependent / Bolster**

Specify code according to fabric grade
AIB2 (Grade 2 Bolster), add \$253 list each
AIB3 (Grade 3 Bolster), add \$302 list each
AIB4 (Grade 4 Bolster), add \$353 list each
AIB5 (Grade 5 Bolster), add \$404 list each
AIB6 (Grade 6 Bolster), add \$453 list each



The bolster tethers to the bench frame using two $8\frac{1}{2}$ " elastic straps. Call Versteel Customer Service for more information.

Cleanout Cushion**\$23 / per seat**

Specify code **UCC** (Upholstery Cleanout Cushion), add \$23 list per seat

Cleanout Cushions replace standard seats, creating space at the back and both sides of the seat to allow dirt and debris to fall to the floor for easier cleaning.

Top Custom Cutout**\$120 / cutout**

Specify code **TCC** (Top Custom Cutout), add \$120.00 list per cutout

Top Custom Cutout requires a drawing for production and is subject to approvals.

Henri Now linking systems require an **HNPU** power supply unit per each sequence. Specify code HNPU, \$450.00 list each.

- 120" cord length
- 15 amp circuit
- standard grounded plug
- surge protection



Henri - \$344 / unit

Specify code **PH_** (Henri - Quantity_),
add \$344.00 list per Henri

The pop-up Henri electrical unit(s) is factory installed in the specified location.

SPECIFICATIONS

- One 9' cord, one 15 amp circuit, standard grounded plug
- Surge protection
- Two electrical outlets per unit



NOTE WHEN SEQUENCING ELECTRICAL UNITS, HENRI NOW MUST BE USED

NOTE HENRI UNITS ARE NOT AVAILABLE ON 8", 10" OR 11" TOPS

Henri Now - \$332 / unit

Specify code **PHN_** (Henri Now - Quantity_),
add \$332.00 list per Henri Now

Specify code **HNPU** (Power Infeed Cord),
add \$450.00 list per Power Infeed Cord

The pop-up Henri Now electrical unit(s) is factory installed in the specified location.

SPECIFICATIONS

- Surge protection
- Two electrical outlets per unit

NOTE HENRI NOW UNITS ARE NOT AVAILABLE ON 8", 10" OR 11" TOPS

1 Henri

\$344 / table

Specify code **PH1** (1 Henri), add \$344 list per table

1 Henri Now

\$332 / table

Specify code **PHN1** (1 Henri Now), add \$332 list per table

2 Henris

\$688 / table

Specify code **PH2** (2 Henris), add \$688 list per table

2 Henri Nows

\$664 / table

Specify code **PHN2** (2 Henri Nows), add \$664 list per table

Other Electrical

Call for quotation

Customer selected electrical units from ECA, Byrne, Altinex, Extron, etc. may be specified for Immix tops. Once a unit is selected, contact Versteel Customer Service for approval.

Round Grommet

\$76 / each

Specify code **WR_** (Round Grommet - Location _), add \$76 list per grommet

Round Grommets are 3" black grommets with an inside dimension of 2 1/4". Round grommets are factory installed in the specified location. Includes two-piece black insert.



Oval Brush Grommet

\$97 / each

Specify code **WO_** (Oval Brush Grommet - Location _), add \$97 list per grommet

Oval Brush Grommets are 3" x 7 1/2" black grommets with a brush insert cord access dimensions of 1 1/2" x 4". Oval brush grommets are factory installed in the specified location.



1 Grommet - Provide Location Print

Round Grommet - Specify code **WRG,
add \$76.00 list per table**

Oval Brush Grommet - Specify code **WOG,
add \$97.00 list per table**

1 round or oval brush grommet is factory installed in the top location based on specifier's print.



Questions?

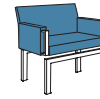
800 876 2120

		material > grade >	Fabric Grade 2 or COM	Fabric Grade 3	Fabric Grade 4	Fabric Grade 5	Fabric Grade 6	Top	
Style	Description	Model #	Product Wt						
Seat Only IM2022 04	22" Frame Consists of: Upholstered Seat 20"	IM2022 01	22	Standard Powder Coat					
				1039	1139	1238	1338	1439	N/A
				Chrome, Nickel and Transparent Powder Coat					
				1117	1213	1312	1413	1513	N/A
				Standard Powder Coat					
				1039	1139	1238	1338	1439	N/A
	Square Armless Application 20" x 20"	IM20SQ 01	22	Standard Powder Coat					
				1039	1139	1238	1338	1439	N/A
				Chrome, Nickel and Transparent Powder Coat					
				1117	1213	1312	1413	1513	N/A
				Standard Powder Coat					
				1818	2018	2218	2415	2616	N/A
22" Frame Consists of: Upholstered Seat 20" Upholstered Back 22"	IM2022 02	31	Standard Powder Coat						
			1818	2018	2218	2415	2616	N/A	
			Chrome, Nickel and Transparent Powder Coat						
			1895	2094	2294	2490	2692	N/A	
			Standard Powder Coat						
			2413	2663	2911	3158	3408	N/A	
22" Frame Consists of: Upholstered Seat 20" Upholstered Back 22" Upholstered Arm - Right	IM2022 03R	39	Standard Powder Coat						
			2413	2663	2911	3158	3408	N/A	
			Chrome, Nickel and Transparent Powder Coat						
			2583	2831	3081	3325	3577	N/A	
			Standard Powder Coat						
			2413	2663	2911	3158	3408	N/A	
22" Frame Consists of: Upholstered Seat 20" Upholstered Back 22" Upholstered Arm - Left	IM2022 03L	39	Standard Powder Coat						
			2413	2663	2911	3158	3408	N/A	
			Chrome, Nickel and Transparent Powder Coat						
			2583	2831	3081	3325	3577	N/A	
			Standard Powder Coat						
			3004	3307	3602	3903	4200	N/A	
22" Frame Consists of: Upholstered Seat 20" Upholstered Back 22" Upholstered Arms - Right & Left	IM2022 04	47	Standard Powder Coat						
			3004	3307	3602	3903	4200	N/A	
			Chrome, Nickel and Transparent Powder Coat						
			3268	3568	3869	4165	4465	N/A	
			Standard Powder Coat						
			3004	3307	3602	3903	4200	N/A	







COM Yardage
Refer to page 126.

To Order, Specify...

- ① Model Number
- ② Frame Color
- ③ Upholstery Selection
- ④ Bench Options



Questions?
800 876 2120

Style	Description	Model #	Product Wt	material > grade >	Fabric Grade 2 or COM	Fabric Grade 3	Fabric Grade 4	Fabric Grade 5	Fabric Grade 6	Top	
 IM2033 04	Seat Only 33" Frame Consists of: Upholstered Seat 31" 	IM2033 01	33	Standard Powder Coat							N/A
				1255	1406	1552	1700	1853			
				Chrome, Nickel and Transparent Powder Coat							N/A
				1403	1550	1698	1850	1997			
				Standard Powder Coat							N/A
				2308	2606	2905	3204	3504			
	33" Frame Consists of: Upholstered Seat 31" Upholstered Back 33" 	IM2033 02	41	Standard Powder Coat							N/A
				2308	2606	2905	3204	3504			
				Chrome, Nickel and Transparent Powder Coat							N/A
				2455	2750	3051	3349	3648			
				Standard Powder Coat							N/A
				2901	3247	3597	3947	4295			
33" Frame Consists of: Upholstered Seat 31" Upholstered Back 33" Upholstered Arm - Right 	IM2033 03R	49	Standard Powder Coat							N/A	
			2901	3247	3597	3947	4295				
			Chrome, Nickel and Transparent Powder Coat							N/A	
			3140	3488	3837	4188	4534				
			Standard Powder Coat							N/A	
			2901	3247	3597	3947	4295				
33" Frame Consists of: Upholstered Seat 31" Upholstered Back 33" Upholstered Arm - Left 	IM2033 03L	49	Standard Powder Coat							N/A	
			2901	3247	3597	3947	4295				
			Chrome, Nickel and Transparent Powder Coat							N/A	
			3140	3488	3837	4188	4534				
			Standard Powder Coat							N/A	
			3490	3890	4289	4688	5086				
33" Frame Consists of: Upholstered Seat 31" Upholstered Back 33" Upholstered Arms - Right & Left 	IM2033 04	57	Standard Powder Coat							N/A	
			3490	3890	4289	4688	5086				
			Chrome, Nickel and Transparent Powder Coat							N/A	
			3829	4227	4625	5023	5421				
			Standard Powder Coat							N/A	
			3490	3890	4289	4688	5086				


























































COM Yardage
Refer to page 126.

Finish Options	Price	Arm Options	Code	Price	Custom Charges	Code	Price
Powder Coat - Premium	\$ 165	Fully Upholstered Arm (each)	ZFA	\$ -71	Powder Coat Alternative (per color)	OPA	call
		Arm Options					
		Cleanout Cushion (per seat)	UCC	\$ 23			



Questions?

800 876 2120

Style	Description	Model #	Product Wt	material > grade >					Top					
				Fabric Grade 2 or COM	Fabric Grade 3	Fabric Grade 4	Fabric Grade 5	Fabric Grade 6						
 IM2033 14 HL	33" Frame Consists of: Upholstered Seat 20" 11" Top	IM2033 11 H	35	Standard Powder Coat					 LP2S  LPF2S  LW2S  LWS2  LWF2S  LMRA2S  LWS2  LWF2  LWR2  VW2S  VWF2S  VWS2  VWF2  VWR2					
				1269	1372	1470	1571	1669		LP2S, LPF2S				
				1304	1406	1504	1604	1700		LW2S, LWF2S, LMRA2S				
				1371	1469	1569	1668	1770		LWS2, LWF2, LWR2				
				1468	1568	1664	1768	1865		VW2S, VWF2S				
				1468	1568	1664	1768	1865		VWS2, VWF2, VWR2				
				Chrome, Nickel and Transparent Powder Coat										
				1418	1519	1617	1716	1815		LP2S, LPF2S				
				1452	1550	1649	1748	1850		LW2S, LWF2S, LMRA2S				
				1515	1616	1715	1814	1915		LWS2, LWF2, LWR2				
				1614	1714	1812	1913	2014		VW2S, VWF2S				
				1614	1714	1812	1913	2014		VWS2, VWF2, VWR2				
					33" Frame Consists of: Upholstered Seat 20" Upholstered Back 22" 11" Top - Right	IM2033 12 HR	44	Standard Powder Coat					 LP2S  LPF2S  LW2S  LWS2  LWF2S  LMRA2S  LWS2  LWF2  LWR2  VW2S  VWF2S  VWS2  VWF2  VWR2	
								2052		2253	2454	2649		2851
2086	2285	2484	2684					2881	LW2S, LWF2S, LMRA2S					
2150	2350	2548	2746					2946	LWS2, LWF2, LWR2					
2250	2449	2648	2846					3041	VW2S, VWF2S					
2250	2449	2648	2846					3041	VWS2, VWF2, VWR2					
Chrome, Nickel and Transparent Powder Coat														
2199	2398	2595	2795					2996	LP2S, LPF2S					
2232	2430	2632	2827					3027	LW2S, LWF2S, LMRA2S					
2297	2495	2696	2893					3092	LWS2, LWF2, LWR2					
2395	2593	2794	2990					3190	VW2S, VWF2S					
2395	2593	2794	2990					3190	VWS2, VWF2, VWR2					
	33" Frame Consists of: Upholstered Seat 20" Upholstered Back 22" 11" Top - Left	IM2033 12 HL	44					Standard Powder Coat						 LP2S  LPF2S  LW2S  LWS2  LWF2S  LMRA2S  LWS2  LWF2  LWR2  VW2S  VWF2S  VWS2  VWF2  VWR2
								2052	2253	2454	2649	2851		
				2086	2285	2484	2684	2881	LW2S, LWF2S, LMRA2S					
				2150	2350	2548	2746	2946	LWS2, LWF2, LWR2					
				2250	2449	2648	2846	3041	VW2S, VWF2S					
				2250	2449	2648	2846	3041	VWS2, VWF2, VWR2					
				Chrome, Nickel and Transparent Powder Coat										
				2199	2398	2595	2795	2996	LP2S, LPF2S					
				2232	2430	2632	2827	3027	LW2S, LWF2S, LMRA2S					
				2297	2495	2696	2893	3092	LWS2, LWF2, LWR2					
				2395	2593	2794	2990	3190	VW2S, VWF2S					
				2395	2593	2794	2990	3190	VWS2, VWF2, VWR2					
					33" Frame Consists of: Upholstered Seat 20" Upholstered Back 22" 11" Top - Left Upholstered Arm - Right	IM2033 13R HL	52	Standard Powder Coat					 LP2S  LPF2S  LW2S  LWS2  LWF2S  LMRA2S  LWS2  LWF2  LWR2  VW2S  VWF2S  VWS2  VWF2  VWR2	
								2644	2894	3143	3393	3638		
2677	2927	3178	3424					3675	LW2S, LWF2S, LMRA2S					
2744	2994	3240	3488					3741	LWS2, LWF2, LWR2					
2842	3091	3342	3588					3836	VW2S, VWF2S					
2842	3091	3342	3588					3836	VWS2, VWF2, VWR2					
Chrome, Nickel and Transparent Powder Coat														
2885	3135	3388	3632					3881	LP2S, LPF2S					
2919	3169	3420	3666					3914	LW2S, LWF2S, LMRA2S					
2983	3235	3481	3730					3980	LWS2, LWF2, LWR2					
3112	3334	3580	3829					4078	VW2S, VWF2S					
3112	3334	3580	3829					4078	VWS2, VWF2, VWR2					



















COM Yardage
Refer to page 126.

To Order, Specify...

- 1 Model Number
- 2 Frame Color
- 3 Upholstery Selection
- 4 Bench Options



Questions?
800 876 2120

Style	Description	Model #	Product Wt	material >	Fabric	Fabric	Fabric	Fabric	Fabric	Top	
				grade >	Grade 2 or COM	Grade 3	Grade 4	Grade 5	Grade 6		
 IM2033 14 HL	33" Frame Consists of: Upholstered Seat 20" Upholstered Back 22" 11" Top - Right Upholstered Arm - Left	IM2033 13L HR	52	Standard Powder Coat							
				2644	2894	3143	3393	3638	LP2S, LPF2S		
				2677	2927	3178	3424	3675	LW2S, LWF2S, LMRA2S		
				2744	2994	3240	3488	3741	LWS2, LWF2, LWR2		
				2842	3091	3342	3588	3836	VW2S, VWF2S		
				2842	3091	3342	3588	3836	VWS2, VWF2, VWR2		
				Chrome, Nickel and Transparent Powder Coat							
				2885	3135	3388	3632	3881	LP2S, LPF2S		
				2919	3169	3420	3666	3914	LW2S, LWF2S, LMRA2S		
				2983	3235	3481	3730	3980	LWS2, LWF2, LWR2		
				3082	3334	3580	3829	4078	VW2S, VWF2S		
				3082	3334	3580	3829	4078	VWS2, VWF2, VWR2		
					33" Frame Consists of: Upholstered Seat 20" Upholstered Back 22" 8" Top - Right Upholstered Arms - Right & Left	IM2033 14 HR	58	Standard Powder Coat			
3238	3539	3836	4133					4432	LP2S, LPF2S		
3271	3570	3870	4167					4469	LW2S, LWF2S, LMRA2S		
3337	3634	3934	4233					4530	LWS2, LWF2, LWR2		
3432	3733	4032	4330					4631	VW2S, VWF2S		
3432	3733	4032	4330					4631	VWS2, VWF2, VWR2		
Chrome, Nickel and Transparent Powder Coat											
3575	3873	4172	4471					4768	LP2S, LPF2S		
3606	3907	4205	4505					4800	LW2S, LWF2S, LMRA2S		
3672	3969	4272	4567					4868	LWS2, LWF2, LWR2		
3770	4069	4367	4668					4964	VW2S, VWF2S		
3770	4069	4367	4668					4964	VWS2, VWF2, VWR2		
	33" Frame Consists of: Upholstered Seat 20" Upholstered Back 22" 8" Top - Left Upholstered Arms - Right & Left	IM2033 14 HL	58					Standard Powder Coat			
				3238	3539	3836	4133	4432	LP2S, LPF2S		
				3271	3570	3870	4167	4469	LW2S, LWF2S, LMRA2S		
				3337	3634	3934	4233	4530	LWS2, LWF2, LWR2		
				3432	3733	4032	4330	4631	VW2S, VWF2S		
				3432	3733	4032	4330	4631	VWS2, VWF2, VWR2		
				Chrome, Nickel and Transparent Powder Coat							
				3575	3873	4172	4471	4768	LP2S, LPF2S		
				3606	3907	4205	4505	4800	LW2S, LWF2S, LMRA2S		
				3672	3969	4272	4567	4868	LWS2, LWF2, LWR2		
				3770	4069	4367	4668	4964	VW2S, VWF2S		
				3770	4069	4367	4668	4964	VWS2, VWF2, VWR2		

COM Yardage
Refer to page 126.

Finish Options	Price	Arm Options	Code	Price	Custom Charges	Code	Price
Powder Coat - Premium	\$ 165	Fully Upholstered Arm (each)	ZFA	\$ -71	Powder Coat Alternative (per color)	OPA	call
					Custom PVC Color Match	OCF	call
					Stain Finish Match (per finish)	OSM	\$ 996
		Top Options					
		Special Laminate	TSP	call			
		Custom Cutout (per cutout)	TCC	\$ 120			
		Seat Options					
		Cleanout Cushion (per seat)	UCC	\$ 23			



Questions?

800 876 2120

		material > grade >	Fabric Grade 2 or COM	Fabric Grade 3	Fabric Grade 4	Fabric Grade 5	Fabric Grade 6	Top	
Style	Description	Model #	Product Wt						
 IM2044 04	44" Frame Consists of: Upholstered Seat 42"	IM2044 01 	42	Standard Powder Coat					
				1493	1694	1894	2091	2290	N/A
				Chrome, Nickel and Transparent Powder Coat					
				1721	1919	2119	2316	2516	N/A
				Standard Powder Coat					
				3057	3454	3854	4247	4645	N/A
	44" Frame Consists of: Upholstered Seat 42" Upholstered Backs 22"	IM2044 02 	60	Standard Powder Coat					
				3057	3454	3854	4247	4645	N/A
				Chrome, Nickel and Transparent Powder Coat					
				3283	3680	4079	4474	4871	N/A
				Standard Powder Coat					
				3648	4097	4545	4989	5441	N/A
44" Frame Consists of: Upholstered Seat 42" Upholstered Backs 22" Upholstered Arm - Right	IM2044 03R 	68	Standard Powder Coat						
			3648	4097	4545	4989	5441	N/A	
			Chrome, Nickel and Transparent Powder Coat						
			3968	4416	4868	5309	5758	N/A	
			Standard Powder Coat						
			3648	4097	4545	4989	5441	N/A	
44" Frame Consists of: Upholstered Seat 42" Upholstered Backs 22" Upholstered Arm - Left	IM2044 03L 	68	Standard Powder Coat						
			3648	4097	4545	4989	5441	N/A	
			Chrome, Nickel and Transparent Powder Coat						
			3968	4416	4868	5309	5758	N/A	
			Standard Powder Coat						
			4243	4740	5239	5732	6230	N/A	
44" Frame Consists of: Upholstered Seat 42" Upholstered Backs 22" Upholstered Arms - Right & Left	IM2044 04 	76	Standard Powder Coat						
			4243	4740	5239	5732	6230	N/A	
			Chrome, Nickel and Transparent Powder Coat						
			4653	5155	5653	6147	6645	N/A	
			Standard Powder Coat						
			4243	4740	5239	5732	6230	N/A	







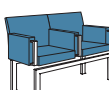
COM Yardage
Refer to page 126.

To Order, Specify...

- ① Model Number
- ② Frame Color
- ③ Upholstery Selection
- ④ Bench Options



Questions?
800 876 2120

Style	Description	Model #	Product Wt	material > grade >					Top
				Fabric Grade 2 or COM	Fabric Grade 3	Fabric Grade 4	Fabric Grade 5	Fabric Grade 6	
 IM2044 D05 COM Yardage Refer to page 126.	Seat Only 44" Frame Consists of: Upholstered Seats 20"	 IM2044 D01	40	Standard Powder Coat					N/A
				1721	1919	2119	2317	2517	
				Chrome, Nickel and Transparent Powder Coat					
				1947	2146	2345	2543	2744	
				Standard Powder Coat					
				3283	3680	4079	4475	4875	
	44" Frame Consists of: Upholstered Seats 20" Upholstered Backs 22"	 IM2044 D02	58	Standard Powder Coat					N/A
				3283	3680	4079	4475	4875	
				Chrome, Nickel and Transparent Powder Coat					
				3509	3907	4306	4700	5098	
				Standard Powder Coat					
				3874	4323	4772	5217	5665	
44" Frame Consists of: Upholstered Seats 20" Upholstered Backs 22" Upholstered Arm - Right	 IM2044 D03R	66	Standard Powder Coat					N/A	
			3874	4323	4772	5217	5665		
			Chrome, Nickel and Transparent Powder Coat						
			4195	4644	5093	5536	5986		
			Standard Powder Coat						
			3874	4323	4772	5217	5665		
44" Frame Consists of: Upholstered Seats 20" Upholstered Backs 22" Upholstered Arm - Left	 IM2044 D03L	66	Standard Powder Coat					N/A	
			3874	4323	4772	5217	5665		
			Chrome, Nickel and Transparent Powder Coat						
			4195	4644	5093	5536	5986		
			Standard Powder Coat						
			4470	4965	5464	5960	6459		
44" Frame Consists of: Upholstered Seats 20" Upholstered Backs 22" Upholstered Arms - Right & Left	 IM2044 D04	74	Standard Powder Coat					N/A	
			4470	4965	5464	5960	6459		
			Chrome, Nickel and Transparent Powder Coat						
			4883	5381	5882	6377	6874		
			Standard Powder Coat						
			5061	5609	6158	6700	7249		
44" Frame Consists of: Upholstered Seats 20" Upholstered Backs 22" Upholstered Arms - Right, Left & Center	 IM2044 D05	82	Standard Powder Coat					N/A	
			5061	5609	6158	6700	7249		
			Chrome, Nickel and Transparent Powder Coat						
			5571	6121	6667	7212	7763		
			Standard Powder Coat						
			5571	6121	6667	7212	7763		

Finish Options	Price	Arm Options	Code	Price	Custom Charges	Code	Price
Powder Coat - Premium	\$ 165	Fully Upholstered Arm (each)	ZFA	\$ -71	Powder Coat Alternative (per color)	OPA	call

Accessories

Bolster (Grade 2/COM)	AIB2	\$ 253
Bolster (Grade 3)	AIB3	\$ 302
Bolster (Grade 4)	AIB4	\$ 353
Bolster (Grade 5)	AIB5	\$ 404
Bolster (Grade 6)	AIB6	\$ 453





















Seat Options

Cleanout Cushion (per seat)	UCC	\$ 23
-----------------------------------	-----	-------



Questions?

800 876 2120

		material > grade >	Fabric Grade 2 or COM	Fabric Grade 3	Fabric Grade 4	Fabric Grade 5	Fabric Grade 6	Top		
Style	Description	Model #	Product Wt							
 IM2044 14 HL	44" Frame Consists of: Upholstered Seat 31" 11" Top		45	Standard Powder Coat						
				1506	1658	1807	1956	2104	LP2S, LPF2S	
				1540	1692	1840	1990	2139	LW2S, LWF2S, LMRA2S	
				1607	1754	1903	2053	2203	LWS2, LWF2, LWR2	
				1700	1853	2004	2151	2302	VW2S, VWF2S	
				1700	1853	2004	2151	2302	VWS2, VWF2, VWR2	
				Chrome, Nickel and Transparent Powder Coat						
				1732	1883	2031	2183	2329	LP2S, LPF2S	
				1768	1917	2067	2214	2365	LW2S, LWF2S, LMRA2S	
				1831	1981	2129	2281	2429	LWS2, LWF2, LWR2	
				1930	2078	2230	2378	2530	VW2S, VWF2S	
				1930	2078	2230	2378	2530	VWS2, VWF2, VWR2	
					44" Frame Consists of: Upholstered Seat 31" Upholstered Back 33" 11" Top - Right		59	Standard Powder Coat		
2558	2857	3156	3457					3755	LP2S, LPF2S	
2591	2892	3190	3488					3788	LW2S, LWF2S, LMRA2S	
2658	2955	3255	3555					3854	LWS2, LWF2, LWR2	
2753	3056	3353	3651					3950	VW2S, VWF2S	
2753	3056	3353	3651					3950	VWS2, VWF2, VWR2	
Chrome, Nickel and Transparent Powder Coat										
2785	3083	3383	3681					3983	LP2S, LPF2S	
2820	3118	3417	3715					4015	LW2S, LWF2S, LMRA2S	
2882	3182	3479	3780					4079	LWS2, LWF2, LWR2	
2980	3281	3579	3877					4175	VW2S, VWF2S	
2980	3281	3579	3877					4175	VWS2, VWF2, VWR2	
	44" Frame Consists of: Upholstered Seat 31" Upholstered Back 33" 11" Top - Left		59					Standard Powder Coat		
				2558	2857	3156	3457	3755	LP2S, LPF2S	
				2591	2892	3190	3488	3788	LW2S, LWF2S, LMRA2S	
				2658	2955	3255	3555	3854	LWS2, LWF2, LWR2	
				2753	3056	3353	3651	3950	VW2S, VWF2S	
				2753	3056	3353	3651	3950	VWS2, VWF2, VWR2	
				Chrome, Nickel and Transparent Powder Coat						
				2785	3083	3383	3681	3983	LP2S, LPF2S	
				2820	3118	3417	3715	4015	LW2S, LWF2S, LMRA2S	
				2882	3182	3479	3780	4079	LWS2, LWF2, LWR2	
				2980	3281	3579	3877	4175	VW2S, VWF2S	
				2980	3281	3579	3877	4175	VWS2, VWF2, VWR2	
					44" Frame Consists of: Upholstered Seat 31" Upholstered Back 33" 11" Top - Left Upholstered Arm - Right		67	Standard Powder Coat		
3153	3503	3851	4199					4552	LP2S, LPF2S	
3187	3536	3885	4233					4581	LW2S, LWF2S, LMRA2S	
3248	3598	3948	4296					4665	LWS2, LWF2, LWR2	
3348	3698	4045	4397					4745	VW2S, VWF2S	
3348	3698	4045	4397					4745	VWS2, VWF2, VWR2	
Chrome, Nickel and Transparent Powder Coat										
3474	3822	4171	4519					4869	LP2S, LPF2S	
3507	3855	4204	4555					4903	LW2S, LWF2S, LMRA2S	
3570	3918	4268	4617					4965	LWS2, LWF2, LWR2	
3670	4018	4366	4715					5065	VW2S, VWF2S	
3670	4018	4366	4715					5065	VWS2, VWF2, VWR2	


COM Yardage
Refer to page 126.

To Order, Specify...

- 1 Model Number
- 2 Frame Color
- 3 Upholstery Selection
- 4 Bench Options



Questions?
800 876 2120

Style	Description	Model #	Product Wt	material > grade >					
				Fabric Grade 2 or COM	Fabric Grade 3	Fabric Grade 4	Fabric Grade 5	Fabric Grade 6	Top
 IM2044 14 HL	44" Frame Consists of: Upholstered Seat 31" Upholstered Back 33" 11" Top - Right Upholstered Arm - Left	IM2044 13L HR	67	Standard Powder Coat					
				3153	3503	3851	4199	4552	LP2S, LPF2S
				3187	3536	3885	4233	4581	LW2S, LWF2S, LMRA2S
				3248	3598	3948	4296	4665	LWS2, LWF2, LWR2
				3348	3698	4045	4397	4745	VW2S, VWF2S
				3348	3698	4045	4397	4745	VWS2, VWF2, VWR2
				Chrome, Nickel and Transparent Powder Coat					
				3474	3822	4171	4519	4869	LP2S, LPF2S
				3507	3855	4204	4555	4903	LW2S, LWF2S, LMRA2S
				3570	3918	4268	4617	4965	LWS2, LWF2, LWR2
				3670	4018	4366	4715	5065	VW2S, VWF2S
				3670	4018	4366	4715	5065	VWS2, VWF2, VWR2
					44" Frame Consists of: Upholstered Seat 31" Upholstered Back 33" 8" Top - Right Upholstered Arms - Right & Left	IM2044 14 HR	75	Standard Powder Coat	
3746	4144	4543	4940					5339	LP2S, LPF2S
3779	4175	4574	4973					5148	LW2S, LWF2S, LMRA2S
3842	4243	4641	5038					5441	LWS2, LWF2, LWR2
3942	4340	4738	5138					5535	VW2S, VWF2S
3942	4340	4738	5138					5535	VWS2, VWF2, VWR2
Chrome, Nickel and Transparent Powder Coat									
4162	4559	4959	5356					5755	LP2S, LPF2S
4194	4592	4991	5392					5787	LW2S, LWF2S, LMRA2S
4257	4653	5057	5435					5854	LWS2, LWF2, LWR2
4355	4756	5154	5556					5951	VW2S, VWF2S
4355	4756	5154	5556					5951	VWS2, VWF2, VWR2
	44" Frame Consists of: Upholstered Seat 31" Upholstered Back 33" 8" Top - Left Upholstered Arms - Right & Left	IM2044 14 HL	75					Standard Powder Coat	
				3746	4144	4543	4940	5339	LP2S, LPF2S
				3779	4175	4574	4973	5148	LW2S, LWF2S, LMRA2S
				3842	4243	4641	5038	5441	LWS2, LWF2, LWR2
				3942	4340	4738	5138	5535	VW2S, VWF2S
				3942	4340	4738	5138	5535	VWS2, VWF2, VWR2
				Chrome, Nickel and Transparent Powder Coat					
				4162	4559	4959	5356	5755	LP2S, LPF2S
				4194	4592	4991	5392	5787	LW2S, LWF2S, LMRA2S
				4257	4653	5057	5435	5854	LWS2, LWF2, LWR2
				4355	4756	5154	5556	5951	VW2S, VWF2S
				4355	4756	5154	5556	5951	VWS2, VWF2, VWR2

COM Yardage
Refer to page 126.











Finish Options	Price	Arm Options	Code	Price	Custom Charges	Code	Price
Powder Coat - Premium	\$ 165	Fully Upholstered Arm (each)	ZFA	\$ -71	Powder Coat Alternative (per color)	OPA	call
					Custom PVC Color Match	OCF	call
					Stain Finish Match (per finish)	OSM	\$ 996
		Top Options					
		Special Laminate	TSP	call			
		Custom Cutout (per cutout)	TCC	\$ 120			
		Seat Options					
		Cleanout Cushion (per seat)	UCC	\$ 23			



Questions?

800 876 2120

Style	Description	Model #	Product Wt	material > grade >									
				Fabric Grade 2 or COM	Fabric Grade 3	Fabric Grade 4	Fabric Grade 5	Fabric Grade 6	Top				
 IM2044 14 FL	44" Frame Consists of: Upholstered Seat 20" 22" Top		47	Standard Powder Coat									
				1449	1547	1647	1746	1848	LP2S, LPF2S				
				1460	1563	1660	1759	1860	LW2S, LWF2S, LMRA2S				
				1617	1716	1815	1917	2016	LWS2, LWF2, LWR2				
				1657	1754	1855	1955	2053	VW2S, VWF2S				
				1657	1754	1855	1955	2053	VWS2, VWF2, VWR2				
				Chrome, Nickel and Transparent Powder Coat									
				1673	1774	1872	1971	2073	LP2S, LPF2S				
				1688	1786	1887	1985	2086	LW2S, LWF2S, LMRA2S				
				1843	1942	2043	2143	2239	LWS2, LWF2, LWR2				
				1882	1981	2079	2181	2281	VW2S, VWF2S				
				1882	1981	2079	2181	2281	VWS2, VWF2, VWR2				
					44" Frame Consists of: Upholstered Seat 20" Upholstered Back 22" 22" Top - Right		56	Standard Powder Coat					
								2230	2428	2626	2824	3025	LP2S, LPF2S
2239	2439	2639	2840					3036	LW2S, LWF2S, LMRA2S				
2398	2595	2796	2996					3192	LWS2, LWF2, LWR2				
2435	2636	2833	3032					3233	VW2S, VWF2S				
2435	2636	2833	3032					3233	VWS2, VWF2, VWR2				
Chrome, Nickel and Transparent Powder Coat													
2457	2652	2854	3051					3248	LP2S, LPF2S				
2468	2667	2866	3063					3264	LW2S, LWF2S, LMRA2S				
2623	2823	3024	3219					3421	LWS2, LWF2, LWR2				
2663	2859	3061	3259					3458	VW2S, VWF2S				
2663	2859	3061	3259					3458	VWS2, VWF2, VWR2				
	44" Frame Consists of: Upholstered Seat 20" Upholstered Back 22" 22" Top - Left		56					Standard Powder Coat					
								2230	2428	2626	2824	3025	LP2S, LPF2S
				2239	2439	2639	2840	3036	LW2S, LWF2S, LMRA2S				
				2398	2595	2796	2996	3192	LWS2, LWF2, LWR2				
				2435	2636	2833	3032	3233	VW2S, VWF2S				
				2435	2636	2833	3032	3233	VWS2, VWF2, VWR2				
				Chrome, Nickel and Transparent Powder Coat									
				2457	2652	2854	3051	3248	LP2S, LPF2S				
				2468	2667	2866	3063	3264	LW2S, LWF2S, LMRA2S				
				2623	2823	3024	3219	3421	LWS2, LWF2, LWR2				
				2663	2859	3061	3259	3458	VW2S, VWF2S				
				2663	2859	3061	3259	3458	VWS2, VWF2, VWR2				
					44" Frame Consists of: Upholstered Seat 20" Upholstered Back 22" 22" Top - Left Upholstered Arm - Right		64	Standard Powder Coat					
								2822	3072	3319	3567	3817	LP2S, LPF2S
2833	3083	3335	3580					3830	LW2S, LWF2S, LMRA2S				
2990	3216	3488	3740					3986	LWS2, LWF2, LWR2				
3028	3254	3527	3777					4025	VW2S, VWF2S				
3028	3254	3527	3777					4025	VWS2, VWF2, VWR2				
Chrome, Nickel and Transparent Powder Coat													
3142	3393	3638	3888					4137	LP2S, LPF2S				
3155	3402	3653	3903					4148	LW2S, LWF2S, LMRA2S				
3312	3539	3809	4058					4307	LWS2, LWF2, LWR2				
3349	3575	3850	4096					4345	VW2S, VWF2S				
3349	3575	3850	4096					4345	VWS2, VWF2, VWR2				



LP2S



LW2S



LWS2



VW2S



VWS2



LPF2S



LWF2S



LMRA2S



LWS2



LWF2



LWR2



VW2S



VWF2S



VWS2



VWR2






















COM Yardage
Refer to page 126.

To Order, Specify...

- 1 Model Number
- 2 Frame Color
- 3 Upholstery Selection
- 4 Bench Options

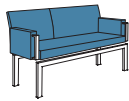


Questions?
800 876 2120

Style	Description	Model #	Product Wt	material >	Fabric	Fabric	Fabric	Fabric	Fabric	Top					
				grade >	Grade 2 or COM	Grade 3	Grade 4	Grade 5	Grade 6						
 IM2044 14 FL	44" Frame Consists of: Upholstered Seat 20" Upholstered Back 22" 22" Top - Right Upholstered Arm - Left	IM2044 13L FR	64	Standard Powder Coat											
				2822	3072	3319	3567	3817	LP2S, LPF2S						
				2833	3083	3335	3580	3830	LW2S, LWF2S, LMRA2S						
				2990	3216	3488	3740	3986	LWS2, LWF2, LWR2						
				3028	3254	3527	3777	4025	VW2S, VWF2S						
				3028	3254	3527	3777	4025	VWS2, VWF2, VWR2						
				Chrome, Nickel and Transparent Powder Coat											
				3142	3393	3638	3888	4137	LP2S, LPF2S						
				3155	3402	3653	3903	4148	LW2S, LWF2S, LMRA2S						
				3312	3539	3809	4058	4307	LWS2, LWF2, LWR2						
				3349	3575	3850	4096	4345	VW2S, VWF2S						
				3349	3575	3850	4096	4345	VWS2, VWF2, VWR2						
					44" Frame Consists of: Upholstered Seat 20" Upholstered Back 22" 19" Top - Right Upholstered Arms - Right & Left	IM2044 14 FR	72	Standard Powder Coat							
								3416	3714	4014	4312	4609	LP2S, LPF2S		
								3427	3727	4026	4323	4623	LW2S, LWF2S, LMRA2S		
3586	3860	4184	4480					4780	LWS2, LWF2, LWR2						
3623	3898	4221	4518					4816	VW2S, VWF2S						
3623	3898	4221	4518					4816	VWS2, VWF2, VWR2						
Chrome, Nickel and Transparent Powder Coat															
3830	4129	4428	4726					5023	LP2S, LPF2S						
3842	4141	4443	4738					5037	LW2S, LWF2S, LMRA2S						
4000	4276	4596	4894					5192	LWS2, LWF2, LWR2						
4037	4313	4637	4934					5235	VW2S, VWF2S						
4037	4313	4637	4934					5235	VWS2, VWF2, VWR2						
	44" Frame Consists of: Upholstered Seat 20" Upholstered Back 22" 19" Top - Left Upholstered Arms - Right & Left	IM2044 14 FL	72					Standard Powder Coat							
								3416	3714	4014	4312	4609	LP2S, LPF2S		
								3427	3727	4026	4323	4623	LW2S, LWF2S, LMRA2S		
				3586	3860	4184	4480	4780	LWS2, LWF2, LWR2						
				3623	3898	4221	4518	4816	VW2S, VWF2S						
				3623	3898	4221	4518	4816	VWS2, VWF2, VWR2						
				Chrome, Nickel and Transparent Powder Coat											
				3830	4129	4428	4726	5023	LP2S, LPF2S						
				3842	4141	4443	4738	5037	LW2S, LWF2S, LMRA2S						
				4000	4276	4596	4894	5192	LWS2, LWF2, LWR2						
				4037	4313	4637	4934	5235	VW2S, VWF2S						
				4037	4313	4637	4934	5235	VWS2, VWF2, VWR2						




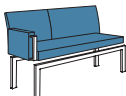
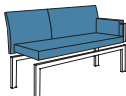

COM Yardage
Refer to page 126.

Finish Options	Price	Arm Options	Code	Price	Wire Management Options	Code	Price
Powder Coat - Premium	\$ 165	Fully Upholstered Arm (each)	ZFA	\$ -71	1 Oval Brush Grommet	WOG	\$ 97
					1 Round Grommet	WRG	\$ 76
		Top Options			Custom Charges		
		Special Laminate	TSP	call	Powder Coat Alternative (per color)	OPA	call
		Custom Cutout (per cutout)	TCC	\$ 120	Custom PVC Color Match	OCP	call
		Seat Options			Stain Finish Match (per finish)	OSM	\$ 996
		Cleanout Cushion (per seat)	UCC	\$ 23			
					Power and Data Options		
					Please reference the Power & Data Price List		



Questions?

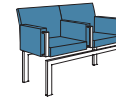
800 876 2120

		material > grade >	Fabric Grade 2 or COM	Fabric Grade 3	Fabric Grade 4	Fabric Grade 5	Fabric Grade 6	Top	
Style	Description	Model #	Product Wt						
 IM2055 04	55" Frame Consists of: Upholstered Seat 53" 	IM2055 01	51	Standard Powder Coat					N/A
				1772	2019	2268	2518	2768	
				Chrome, Nickel and Transparent Powder Coat					N/A
				2083	2336	2583	2831	3080	
				Standard Powder Coat					N/A
				3602	4103	4600	5096	5595	
	55" Frame Consists of: Upholstered Seat 53" Upholstered Backs 22" & 33" 	IM2055 02	74	Standard Powder Coat					N/A
				3602	4103	4600	5096	5595	
				Chrome, Nickel and Transparent Powder Coat					N/A
				3915	4414	4912	5410	5907	
				Standard Powder Coat					N/A
				4197	4746	5294	5840	6385	
55" Frame Consists of: Upholstered Seat 53" Upholstered Backs 22" & 33" Upholstered Arm - Right 	IM2055 03R	82	Standard Powder Coat					N/A	
			4197	4746	5294	5840	6385		
			Chrome, Nickel and Transparent Powder Coat					N/A	
			4605	5153	5700	6246	6795		
			Standard Powder Coat					N/A	
			4197	4746	5294	5840	6385		
55" Frame Consists of: Upholstered Seat 53" Upholstered Backs 22" & 33" Upholstered Arm - Left 	IM2055 03L	82	Standard Powder Coat					N/A	
			4197	4746	5294	5840	6385		
			Chrome, Nickel and Transparent Powder Coat					N/A	
			4605	5153	5700	6246	6795		
			Standard Powder Coat					N/A	
			4791	5391	5986	6582	7180		
55" Frame Consists of: Upholstered Seat 53" Upholstered Backs 22" & 33" Upholstered Arms - Right & Left 	IM2055 04	90	Standard Powder Coat					N/A	
			4791	5391	5986	6582	7180		
			Chrome, Nickel and Transparent Powder Coat					N/A	
			5293	5890	6490	7084	7679		
			Standard Powder Coat					N/A	
			4791	5391	5986	6582	7180		








COM Yardage
Refer to page 126.

To Order, Specify...

- ① Model Number
- ② Frame Color
- ③ Upholstery Selection
- ④ Bench Options



Questions?
800 876 2120

Style	Description	Model #	Product Wt	material > grade >	Fabric Grade 2 or COM	Fabric Grade 3	Fabric Grade 4	Fabric Grade 5	Fabric Grade 6	Top	
 IM2055 D05	Seat Only 55" Frame Consists of: Upholstered Seats 20" & 31" 	IM2055 D01	49	Standard Powder Coat							N/A
				2007	2254	2503	2750	3001			
				Chrome, Nickel and Transparent Powder Coat							N/A
				2316	2567	2816	3063	3313			
				Standard Powder Coat							N/A
				3836	4336	4834	5330	5830			
	55" Frame Consists of: Upholstered Seats 20" & 31" Upholstered Backs 22" & 33"	IM2055 D02	72	Standard Powder Coat							N/A
				4147	4647	5144	5642	6141			
				Chrome, Nickel and Transparent Powder Coat							N/A
				4429	4978	5527	6072	6619			
				Standard Powder Coat							N/A
				4839	5384	5934	6480	7029			
	55" Frame Consists of: Upholstered Seats 20" & 31" Upholstered Backs 22" & 33" Upholstered Arm - Right	IM2055 D03R	80	Standard Powder Coat							N/A
				4429	4978	5527	6072	6619			
				Chrome, Nickel and Transparent Powder Coat							N/A
				4839	5384	5934	6480	7029			
				Standard Powder Coat							N/A
				4429	4978	5527	6072	6619			
	55" Frame Consists of: Upholstered Seats 20" & 31" Upholstered Backs 22" & 33" Upholstered Arm - Left	IM2055 D03L	80	Standard Powder Coat							N/A
				4429	4978	5527	6072	6619			
				Chrome, Nickel and Transparent Powder Coat							N/A
				4839	5384	5934	6480	7029			
				Standard Powder Coat							N/A
				5022	5621	6220	6815	7414			
	55" Frame Consists of: Upholstered Seats 20" & 31" Upholstered Backs 22" & 33" Upholstered Arms - Right & Left	IM2055 D04	88	Standard Powder Coat							N/A
				5022	5621	6220	6815	7414			
				Chrome, Nickel and Transparent Powder Coat							N/A
				5526	6124	6722	7318	7915			
				Standard Powder Coat							N/A
				5616	6265	6912	7558	8206			
	55" Frame Consists of: Upholstered Seats 20" & 31" Upholstered Backs 22" & 33" (3) Upholstered Arms - Right, Left & Center	IM2055 D05	96	Standard Powder Coat							N/A
				5616	6265	6912	7558	8206			
				Chrome, Nickel and Transparent Powder Coat							N/A
				6214	6859	7509	8155	8801			
				Standard Powder Coat							N/A
				6214	6859	7509	8155	8801			

COM Yardage
Refer to page 126.

Finish Options	Price	Arm Options	Code	Price	Custom Charges	Code	Price
Powder Coat - Premium	\$ 165	Fully Upholstered Arm (each)	ZFA	\$ -71	Powder Coat Alternative (per color)	OPA	call

Accessories

Bolster (Grade 2/COM)	AIB2	\$ 253
Bolster (Grade 3)	AIB3	\$ 302
Bolster (Grade 4)	AIB4	\$ 353
Bolster (Grade 5)	AIB5	\$ 404
Bolster (Grade 6)	AIB6	\$ 453


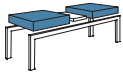
















Seat Options

Cleanout Cushion (per seat)	UCC	\$ 23
-----------------------------------	-----	-------



Questions?

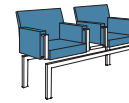
800 876 2120

Style	Description	Model #	Product Wt	material > grade >					Top	
				Fabric Grade 2 or COM	Fabric Grade 3	Fabric Grade 4	Fabric Grade 5	Fabric Grade 6		
 IM2055 11 HC	55" Frame Consists of: Upholstered Seats 20" 11" Top - Center	 IM2055 11 HC	53	Standard Powder Coat					 LP2S  LPF2S  LW2S  LWS2  LWF2S  LMRA2S  LWR2  VWS2  VWF2S  VWR2	
				2019	2221	2421	2619	2820		LP2S, LPF2S
				2053	2254	2455	2651	2875		LW2S, LWF2S, LMRA2S
				2119	2317	2517	2715	2917		LWS2, LWF2, LWR2
				2217	2415	2616	2816	3013		VW2S, VWF2S
				2217	2415	2616	2816	3013		VWS2, VWF2, VWR2
				Chrome, Nickel and Transparent Powder Coat						
				2336	2534	2733	2932	3131		LP2S, LPF2S
				2366	2567	2765	2964	3163		LW2S, LWF2S, LMRA2S
				2430	2632	2828	3028	3231		LWS2, LWF2, LWR2
				2531	2728	2927	3127	3324		VW2S, VWF2S
				2531	2728	2927	3127	3324		VWS2, VWF2, VWR2
				 IM2055 12 HC	55" Frame Consists of: Upholstered Seats 20" Upholstered Backs 22" 11" Top - Center	 IM2055 12 HC	71	Standard Powder Coat		
3582	3983	4377	4775					5176	LP2S, LPF2S	
3619	4015	4412	4808					5209	LW2S, LWF2S, LMRA2S	
3680	4079	4477	4875					5272	LWS2, LWF2, LWR2	
3779	4175	4574	4971					5369	VW2S, VWF2S	
3779	4175	4574	4971					5369	VWS2, VWF2, VWR2	
Chrome, Nickel and Transparent Powder Coat										
3894	4292	4693	5086					5484	LP2S, LPF2S	
3930	4327	4726	5121					5521	LW2S, LWF2S, LMRA2S	
3992	4393	4791	5186					5584	LWS2, LWF2, LWR2	
4090	4488	4887	5286					5682	VW2S, VWF2S	
4090	4488	4887	5286					5682	VWS2, VWF2, VWR2	
 IM2055 13R HC	55" Frame Consists of: Upholstered Seats 20" Upholstered Backs 22" 11" Top - Center Upholstered Arm - Right	 IM2055 13R HC	79					Standard Powder Coat		
				4174	4624	5072	5519	5966	LP2S, LPF2S	
				4207	4653	5108	5554	6001	LW2S, LWF2S, LMRA2S	
				4275	4724	5171	5616	6066	LWS2, LWF2, LWR2	
				4371	4820	5270	5716	6162	VW2S, VWF2S	
				4371	4820	5270	5716	6162	VWS2, VWF2, VWR2	
				Chrome, Nickel and Transparent Powder Coat						
				4584	5031	5479	5923	6374	LP2S, LPF2S	
				4616	5065	5512	5959	6407	LW2S, LWF2S, LMRA2S	
				4679	5129	5577	6021	6470	LWS2, LWF2, LWR2	
				4780	5228	5678	6123	6570	VW2S, VWF2S	
				4780	5228	5678	6123	6570	VWS2, VWF2, VWR2	
				 IM2055 13L HC	55" Frame Consists of: Upholstered Seats 20" Upholstered Backs 22" 11" Top - Center Upholstered Arm - Left	 IM2055 13L HC	79	Standard Powder Coat		
4174	4624	5072	5519					5966	LP2S, LPF2S	
4207	4653	5108	5554					6001	LW2S, LWF2S, LMRA2S	
4275	4724	5171	5616					6066	LWS2, LWF2, LWR2	
4371	4820	5270	5716					6162	VW2S, VWF2S	
4371	4820	5270	5716					6162	VWS2, VWF2, VWR2	
Chrome, Nickel and Transparent Powder Coat										
4584	5031	5479	5923					6374	LP2S, LPF2S	
4616	5065	5512	5959					6407	LW2S, LWF2S, LMRA2S	
4679	5129	5577	6021					6470	LWS2, LWF2, LWR2	
4780	5228	5678	6123					6570	VW2S, VWF2S	
4780	5228	5678	6123					6570	VWS2, VWF2, VWR2	



















COM Yardage
Refer to page 126.

To Order, Specify...

- 1 Model Number
- 2 Frame Color
- 3 Upholstery Selection
- 4 Bench Options

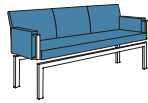


Questions?
800 876 2120

Style	Description	Model #	Product Wt	material > grade >	Fabric Grade 2 or COM	Fabric Grade 3	Fabric Grade 4	Fabric Grade 5	Fabric Grade 6	Top				
Seat & Top  IM2055 15 HC	55" Frame Consists of: Upholstered Seats 20" Upholstered Backs 22" 11" Top - Center Upholstered Arms - Right & Left	 IM2055 14 HC	87	Standard Powder Coat										
				4768	5269	5766	6259	6758	LP2S, LPF2S					
				4800	5299	5801	6294	6792	LW2S, LWF2S, LMRA2S					
				4868	5366	5863	6358	6857	LWS2, LWF2, LWR2					
				4964	5462	5961	6458	6954	VW2S, VWF2S					
				4964	5462	5961	6458	6954	VWS2, VWF2, VWR2					
				Chrome, Nickel and Transparent Powder Coat										
				5271	5768	6268	6763	7262	LP2S, LPF2S					
				5301	5803	6301	6796	7293	LW2S, LWF2S, LMRA2S					
				5368	5865	6365	6859	7356	LWS2, LWF2, LWR2					
				5466	5965	6462	6958	7456	VW2S, VWF2S					
				5466	5965	6462	6958	7456	VWS2, VWF2, VWR2					
				Chrome, Nickel and Transparent Powder Coat										
				6645	7244	7841	8436	9034	LP2S, LPF2S					
				6681	7276	7874	8469	9068	LW2S, LWF2S, LMRA2S					
6744	7343	7942	8539	9133	LWS2, LWF2, LWR2									
6843	7439	8039	8630	9232	VW2S, VWF2S									
6843	7439	8039	8630	9232	VWS2, VWF2, VWR2									
55" Frame Consists of: Upholstered Seats 20" Upholstered Backs 22" 8" Top - Center Upholstered Arms - (2) Right & (2) Left	 IM2055 15 HC	101	Standard Powder Coat											
			5957	6554	7152	7745	8343	LP2S, LPF2S						
			5989	6586	7184	7779	8377	LW2S, LWF2S, LMRA2S						
			6051	6649	7248	7843	8441	LWS2, LWF2, LWR2						
			6150	6748	7348	7943	8542	VW2S, VWF2S						
			6150	6748	7348	7943	8542	VWS2, VWF2, VWR2						
			Chrome, Nickel and Transparent Powder Coat											
			6645	7244	7841	8436	9034	LP2S, LPF2S						
			6681	7276	7874	8469	9068	LW2S, LWF2S, LMRA2S						
			6744	7343	7942	8539	9133	LWS2, LWF2, LWR2						
			6843	7439	8039	8630	9232	VW2S, VWF2S						
			6843	7439	8039	8630	9232	VWS2, VWF2, VWR2						


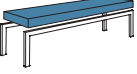


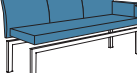

COM Yardage
Refer to page 126.

Finish Options	Price	Arm Options	Code	Price	Custom Charges	Code	Price
Powder Coat - Premium	\$ 165	Fully Upholstered Arm (each)	ZFA	\$ -71	Powder Coat Alternative (per color)	OPA	call
		Top Options			Custom PVC Color Match	OCP	call
		Special Laminate	TSP	call	Stain Finish Match (per finish)	OSM	\$ 996
		Custom Cutout (per cutout)	TCC	\$ 1220			
		Seat Options					
		Cleanout Cushion (per seat)	UCC	\$ 23			



Questions?

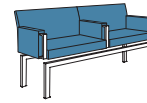
800 876 2120

		material > grade >	Fabric Grade 2 or COM	Fabric Grade 3	Fabric Grade 4	Fabric Grade 5	Fabric Grade 6	Top	
Style	Description	Model #	Product Wt						
 <p>IM2066 04</p>	Seat Only 66" Frame Consists of: Upholstered Seat 64"	 <p>IM2066 01</p>	61	Standard Powder Coat					
				1952	2251	2548	2848	3144	N/A
				Chrome, Nickel and Transparent Powder Coat					
				2520	2821	3119	3417	3715	N/A
				Standard Powder Coat					
				4292	4892	5490	6079	6681	N/A
	66" Frame Consists of: Upholstered Seat 64" Upholstered Backs 22"	 <p>IM2066 02</p>	88	Standard Powder Coat					
				4292	4892	5490	6079	6681	N/A
				Chrome, Nickel and Transparent Powder Coat					
				4862	5460	6062	6649	7248	N/A
				Standard Powder Coat					
				4886	5534	6182	6825	7471	N/A
66" Frame Consists of: Upholstered Seat 64" Upholstered Backs 22" Upholstered Arm - Right	 <p>IM2066 03R</p>	96	Standard Powder Coat						
			4886	5534	6182	6825	7471	N/A	
			Chrome, Nickel and Transparent Powder Coat						
			5554	6199	6846	7490	8135	N/A	
			Standard Powder Coat						
			4886	5534	6182	6825	7471	N/A	
66" Frame Consists of: Upholstered Seat 64" Upholstered Backs 22" Upholstered Arm - Left	 <p>IM2066 03L</p>	96	Standard Powder Coat						
			4886	5534	6182	6825	7471	N/A	
			Chrome, Nickel and Transparent Powder Coat						
			5554	6199	6846	7490	8135	N/A	
			Standard Powder Coat						
			4886	5534	6182	6825	7471	N/A	
66" Frame Consists of: Upholstered Seat 64" Upholstered Backs 22" Upholstered Arms - Right & Left	 <p>IM2066 04</p>	104	Standard Powder Coat						
			5479	6177	6876	7568	8264	N/A	
			Chrome, Nickel and Transparent Powder Coat						
			6240	6938	7634	8324	9024	N/A	
			Standard Powder Coat						
			5479	6177	6876	7568	8264	N/A	


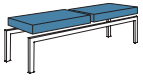

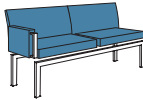

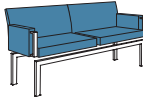

COM Yardage
Refer to page 127.

To Order, Specify...

- ① Model Number
- ② Frame Color
- ③ Upholstery Selection
- ④ Bench Options



Questions?
800 876 2120

Style	Description	Model #	Product Wt	material > grade >					
				Fabric Grade 2 or COM	Fabric Grade 3	Fabric Grade 4	Fabric Grade 5	Fabric Grade 6	Top
 IM2066 D05	Seat Only 66" Frame Consists of: Upholstered Seats 31"	 IM2066 D01	59	Standard Powder Coat					
				2173	2470	2771	3071	3367	N/A
				Chrome, Nickel and Transparent Powder Coat					
				2742	3039	3342	3637	3938	N/A
				Standard Powder Coat					
				4276	4875	5473	6069	6667	N/A
	66" Frame Consists of: Upholstered Seats 31" Upholstered Backs 33"	 IM2066 D02	87	Standard Powder Coat					
				4276	4875	5473	6069	6667	N/A
				Chrome, Nickel and Transparent Powder Coat					
				4844	5445	6041	6640	7237	N/A
				Standard Powder Coat					
				4869	5517	6164	6811	7460	N/A
66" Frame Consists of: Upholstered Seats 31" Upholstered Backs 33" Upholstered Arm - Right	 IM2066 D03R	95	Standard Powder Coat						
			4869	5517	6164	6811	7460	N/A	
			Chrome, Nickel and Transparent Powder Coat						
			5532	6181	6828	7477	8124	N/A	
			Standard Powder Coat						
			4869	5517	6164	6811	7460	N/A	
66" Frame Consists of: Upholstered Seats 31" Upholstered Backs 33" Upholstered Arm - Left	 IM2066 D03L	95	Standard Powder Coat						
			4869	5517	6164	6811	7460	N/A	
			Chrome, Nickel and Transparent Powder Coat						
			5532	6181	6828	7477	8124	N/A	
			Standard Powder Coat						
			5460	6159	6857	7556	8253	N/A	
66" Frame Consists of: Upholstered Seats 31" Upholstered Backs 33" Upholstered Arms - Right & Left	 IM2066 D04	103	Standard Powder Coat						
			5460	6159	6857	7556	8253	N/A	
			Chrome, Nickel and Transparent Powder Coat						
			6221	6918	7618	8314	9010	N/A	
			Standard Powder Coat						
			6054	6802	7548	8297	9047	N/A	
66" Frame Consists of: Upholstered Seats 31" Upholstered Backs 33" Upholstered Arms - Right, Left & Center	 IM2066 D05	111	Standard Powder Coat						
			6054	6802	7548	8297	9047	N/A	
			Chrome, Nickel and Transparent Powder Coat						
			6910	7657	8403	9152	9898	N/A	
			Standard Powder Coat						
			6054	6802	7548	8297	9047	N/A	

COM Yardage
Refer to page 127.

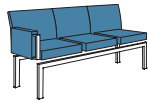
Finish Options	Price	Arm Options	Code	Price	Custom Charges	Code	Price
Powder Coat - Premium	\$ 165	Fully Upholstered Arm (each)	ZFA	\$ -71	Powder Coat Alternative (per color)	OPA	call

Accessories

Bolster (Grade 2/COM)	AIB2	\$ 253
Bolster (Grade 3)	AIB3	\$ 302
Bolster (Grade 4)	AIB4	\$ 353
Bolster (Grade 5)	AIB5	\$ 404
Bolster (Grade 6)	AIB6	\$ 453


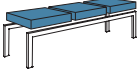



Seat Options

Cleanout Cushion (per seat)	UCC	\$ 23
-----------------------------------	-----	-------



Questions?

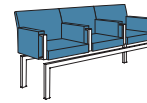
800 876 2120

		material > grade >	Fabric Grade 2 or COM	Fabric Grade 3	Fabric Grade 4	Fabric Grade 5	Fabric Grade 6	Top	
Style	Description	Model #	Product Wt						
 IM2066 T05	66" Frame Consists of: Upholstered Seats 20"	 IM2066 T01	57	Standard Powder Coat					N/A
				2401	2699	3000	3297	3597	
				Chrome, Nickel and Transparent Powder Coat					N/A
				2972	3268	3568	3869	4167	
				Standard Powder Coat					N/A
				4745	5341	5942	6532	7130	
				Chrome, Nickel and Transparent Powder Coat					N/A
				5313	5911	6510	7104	7701	
 66" Frame Consists of: Upholstered Seats 20" Upholstered Backs 22"	IM2066 T02	87	Standard Powder Coat					N/A	
			4745	5341	5942	6532	7130		
			Chrome, Nickel and Transparent Powder Coat					N/A	
			5313	5911	6510	7104	7701		
			Standard Powder Coat					N/A	
			5337	5985	6634	7274	7922		
			Chrome, Nickel and Transparent Powder Coat					N/A	
			6002	6648	7297	7942	8589		
 66" Frame Consists of: Upholstered Seats 20" Upholstered Backs 22" Upholstered Arm - Right	IM2066 T03R	95	Standard Powder Coat					N/A	
			5337	5985	6634	7274	7922		
			Chrome, Nickel and Transparent Powder Coat					N/A	
			6002	6648	7297	7942	8589		
			Standard Powder Coat					N/A	
			5337	5985	6634	7274	7922		
			Chrome, Nickel and Transparent Powder Coat					N/A	
			6002	6648	7297	7942	8589		
 66" Frame Consists of: Upholstered Seats 20" Upholstered Backs 22" Upholstered Arm - Left	IM2066 T03L	95	Standard Powder Coat					N/A	
			5337	5985	6634	7274	7922		
			Chrome, Nickel and Transparent Powder Coat					N/A	
			6002	6648	7297	7942	8589		




COM Yardage
Refer to page 127.

To Order, Specify...

- ① Model Number
- ② Frame Color
- ③ Upholstery Selection
- ④ Bench Options



Questions?
800 876 2120

				material > grade >	Fabric Grade 2 or COM	Fabric Grade 3	Fabric Grade 4	Fabric Grade 5	Fabric Grade 6	Top
Style	Description	Model #	Product Wt							
Seat Only  IM2066 T05	66" Frame Consists of: Upholstered Seats 20" Upholstered Backs 22" Upholstered Arms - Right & Left	 IM2066 T04	103	Standard Powder Coat						
				5930	6627	7325	8019	8718	N/A	
				Chrome, Nickel and Transparent Powder Coat						
				6690	7386	8083	8779	9477	N/A	
	66" Frame Consists of: Upholstered Seats 20" Upholstered Backs 22" Upholstered Arms - Right, Left & Center	 IM2066 T05	119	Standard Powder Coat						
				7116	7914	8709	9503	10300	N/A	
				Chrome, Nickel and Transparent Powder Coat						
				8064	8861	9657	10452	11250	N/A	

COM Yardage
Refer to page 127.


Finish Options	Price	Arm Options	Code	Price	Custom Charges	Code	Price
Powder Coat - Premium	\$ 165	Fully Upholstered Arm (each)	ZFA	\$ -71	Powder Coat Alternative (per color)	OPA	call

Accessories

Bolster (Grade 2/COM)	AIB2	\$ 253
Bolster (Grade 3)	AIB3	\$ 302
Bolster (Grade 4)	AIB4	\$ 353
Bolster (Grade 5)	AIB5	\$ 404
Bolster (Grade 6)	AIB6	\$ 453






















Seat Options

Cleanout Cushion (per seat)	UCC	\$ 23
-----------------------------------	-----	-------



Questions?

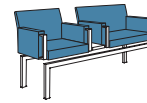
800 876 2120

		material > grade >	Fabric Grade 2 or COM	Fabric Grade 3	Fabric Grade 4	Fabric Grade 5	Fabric Grade 6	Top			
Style	Description	Model #	Product Wt								
 IM2066 11 HC	66" Frame Consists of: Upholstered Seats 20" & 31" 11" Top - Center	IM2066 11 HC	62	Standard Powder Coat							
				2188	2436	2689	2936	3187	LP2S, LPF2S		
				2224	2470	2722	2971	3218	LW2S, LWF2S, LMRA2S		
				2286	2536	2785	3034	3284	LWS2, LWF2, LWR2		
				2382	2634	2882	3132	3382	VW2S, VWF2S		
				2382	2634	2882	3132	3382	VWS2, VWF2, VWR2		
				Chrome, Nickel and Transparent Powder Coat							
				2756	3008	3258	3507	3755	LP2S, LPF2S		
				2793	3039	3289	3540	3788	LW2S, LWF2S, LMRA2S		
				2856	3105	3354	3602	3854	LWS2, LWF2, LWR2		
				2954	3204	3453	3702	3950	VW2S, VWF2S		
				2954	3204	3453	3702	3950	VWS2, VWF2, VWR2		
				 IM2066 12 HC	66" Frame Consists of: Upholstered Seats 20" & 31" Upholstered Backs 22" & 33" 11" Top - Center	IM2066 12 HC	85	Standard Powder Coat			
4020	4519	5018	5515					6014	LP2S, LPF2S		
4053	4555	5051	5547					6047	LW2S, LWF2S, LMRA2S		
4118	4617	5115	5613					6110	LWS2, LWF2, LWR2		
4218	4715	5214	5713					6210	VW2S, VWF2S		
4218	4715	5214	5713					6210	VWS2, VWF2, VWR2		
Chrome, Nickel and Transparent Powder Coat											
4591	5091	5586	6084						6582		LP2S, LPF2S
4624	5122	5621	6119						6616		LW2S, LWF2S, LMRA2S
4688	5188	5686	6182						6682		LWS2, LWF2, LWR2
4788	5287	5784	6281						6780		VW2S, VWF2S
4788	5287	5784	6281						6780	VWS2, VWF2, VWR2	
 IM2066 13R HC	66" Frame Consists of: Upholstered Seats 20" & 31" Upholstered Backs 22" & 33" 11" Top - Center Upholstered Arm - Right	IM2066 13R HC	93					Standard Powder Coat			
				4614	5163	5713	6257	6807	LP2S, LPF2S		
				4647	5194	5743	6291	6840	LW2S, LWF2S, LMRA2S		
				4712	5261	5809	6353	6903	LWS2, LWF2, LWR2		
				4809	5358	5907	6455	7002	VW2S, VWF2S		
				4809	5358	5907	6455	7002	VWS2, VWF2, VWR2		
				Chrome, Nickel and Transparent Powder Coat							
				5280	5829	6377	6922	7468	LP2S, LPF2S		
				5312	5860	6409	6954	7505	LW2S, LWF2S, LMRA2S		
				5377	5923	6472	7019	7570	LWS2, LWF2, LWR2		
				5476	6021	6571	7117	7666	VW2S, VWF2S		
				5476	6021	6571	7117	7666	VWS2, VWF2, VWR2		
				 IM2066 13L HC	66" Frame Consists of: Upholstered Seats 20" & 31" Upholstered Backs 22" & 33" 11" Top - Center Upholstered Arm - Left	IM2066 13L HC	93	Standard Powder Coat			
4614	5163	5713	6257					6807	LP2S, LPF2S		
4647	5194	5743	6291					6840	LW2S, LWF2S, LMRA2S		
4712	5261	5809	6353					6903	LWS2, LWF2, LWR2		
4809	5358	5907	6455					7002	VW2S, VWF2S		
4809	5358	5907	6455					7002	VWS2, VWF2, VWR2		
Chrome, Nickel and Transparent Powder Coat											
5280	5829	6377	6922						7468		LP2S, LPF2S
5312	5860	6409	6954						7505		LW2S, LWF2S, LMRA2S
5377	5923	6472	7019						7570		LWS2, LWF2, LWR2
5476	6021	6571	7117						7666		VW2S, VWF2S
5476	6021	6571	7117						7666	VWS2, VWF2, VWR2	


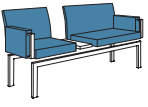


























COM Yardage
Refer to page 127.

To Order, Specify...

- 1 Model Number
- 2 Frame Color
- 3 Upholstery Selection
- 4 Bench Options



Questions?
800 876 2120

Style	Description	Model #	Product Wt	material > grade >	Fabric Grade 2 or COM	Fabric Grade 3	Fabric Grade 4	Fabric Grade 5	Fabric Grade 6	Top					
 IM2066 15 HC	Seat & Top 66" Frame Consists of: Upholstered Seats 20" & 31" Upholstered Backs 22" & 33" 11" Top - Center Upholstered Arms - Right & Left	 IM2066 14 HC	101	Standard Powder Coat						LP2S, LPF2S					
				5209	5806	6404	7000	7597	LW2S, LWF2S, LMRA2S						
				5241	5839	6436	7032	7630	LWS2, LWF2, LWR2						
				5302	5905	6502	7097	7694	VW2S, VWF2S						
				5404	6002	6602	7196	7793	VWS2, VWF2, VWR2						
				5404	6002	6602	7196	7793							
				Chrome, Nickel and Transparent Powder Coat						LP2S, LPF2S					
				5966	6564	7164	7756	8358	LW2S, LWF2S, LMRA2S						
				6001	6601	7196	7792	8391	LWS2, LWF2, LWR2						
				6066	6664	7262	7858	8456	VW2S, VWF2S						
				6162	6760	7356	7954	8552	VWS2, VWF2, VWR2						
				6162	6760	7356	7954	8552							
					66" Frame Consists of: Upholstered Seats 20" & 31" Upholstered Backs 22" & 33" 8" Top - Center Upholstered Arms - (2) Right & (2) Left	 IM2066 15 HC	117	Standard Powder Coat						LP2S, LPF2S	
								6394	7090	7788	8485	9184	LW2S, LWF2S, LMRA2S		
6427	7126	7824	8517					9215	LWS2, LWF2, LWR2						
6492	7188	7888	8585					9281	VW2S, VWF2S						
6588	7288	7985	8678					9378	VWS2, VWF2, VWR2						
6588	7288	7985	8678					9378							
Chrome, Nickel and Transparent Powder Coat								LP2S, LPF2S							
7343	8040	8738	9436					10132	LW2S, LWF2S, LMRA2S						
7378	8074	8771	9468					10165	LWS2, LWF2, LWR2						
7439	8136	8834	9554					10228	VW2S, VWF2S						
7539	8234	8934	9629					10328	VWS2, VWF2, VWR2						
7539	8234	8934	9629					10328							
															


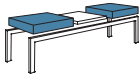




















COM Yardage
Refer to page 127.

Finish Options	Price	Arm Options	Code	Price	Custom Charges	Code	Price
Powder Coat - Premium	\$ 165	Fully Upholstered Arm (each)	ZFA	\$ -71	Powder Coat Alternative (per color)	OPA	call
					Custom PVC Color Match	OCP	call
					Stain Finish Match (per finish)	OSM	\$ 996
		Top Options					
		Special Laminate	TSP	call			
		Custom Cutout (per cutout)	TCC	\$ 120			
		Seat Options					
		Cleanout Cushion (per seat)	UCC	\$ 23			



Questions?

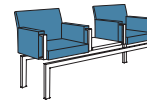
800 876 2120

		material > grade >	Fabric Grade 2 or COM	Fabric Grade 3	Fabric Grade 4	Fabric Grade 5	Fabric Grade 6	Top						
Style	Description	Model #	Product Wt											
 IM2066 15 FC	66" Frame Consists of: Upholstered Seats 20" 22" Top - Center		61	Standard Powder Coat										
				2128	2327	2530	2727	2924	LP2S, LPF2S					
				2143	2343	2541	2741	2938	LW2S, LWF2S, LMRA2S					
				2298	2498	2697	2896	3096	LWS2, LWF2, LWR2					
				2339	2536	2738	2935	3134	VW2S, VWF2S					
				2339	2536	2738	2935	3134	VWS2, VWF2, VWR2					
				Chrome, Nickel and Transparent Powder Coat										
				2698	2900	3097	3296	3500	LP2S, LPF2S					
				2712	2911	3111	3311	3510	LW2S, LWF2S, LMRA2S					
				2867	3066	3266	3468	3666	LWS2, LWF2, LWR2					
				2906	3105	3307	3505	3704	VW2S, VWF2S					
				2906	3105	3307	3505	3704	VWS2, VWF2, VWR2					
					66" Frame Consists of: Upholstered Seats 20" Upholstered Backs 22" 22" Top - Center		79	Standard Powder Coat						
								3691	4088	4487	4883	5283	LP2S, LPF2S	
3704	4103	4502	4896					5296	LW2S, LWF2S, LMRA2S					
3860	4257	4653	5054					5451	LWS2, LWF2, LWR2					
3900	4296	4696	5092					5490	VW2S, VWF2S					
3900	4296	4696	5092					5490	VWS2, VWF2, VWR2					
Chrome, Nickel and Transparent Powder Coat														
4259	4661	5058	5452					5853	LP2S, LPF2S					
4275	4673	5070	5466					5864	LW2S, LWF2S, LMRA2S					
4429	4829	5228	5622					6020	LWS2, LWF2, LWR2					
4470	4868	5265	5661					6062	VW2S, VWF2S					
4470	4868	5265	5661					6062	VWS2, VWF2, VWR2					
	66" Frame Consists of: Upholstered Seats 20" Upholstered Backs 22" 22" Top - Center Upholstered Arm - Right		87					Standard Powder Coat						
								4284	4731	5180	5624	6075	LP2S, LPF2S	
				4296	4746	5192	5638	6087	LW2S, LWF2S, LMRA2S					
				4452	4903	5350	5796	6244	LWS2, LWF2, LWR2					
				4489	4939	5391	5836	6283	VW2S, VWF2S					
				4489	4939	5391	5836	6283	VWS2, VWF2, VWR2					
				Chrome, Nickel and Transparent Powder Coat										
				4949	5397	5844	6291	6738	LP2S, LPF2S					
				4962	5410	5859	6303	6750	LW2S, LWF2S, LMRA2S					
				5118	5564	6015	6460	6910	LWS2, LWF2, LWR2					
				5155	5606	6051	6498	6947	VW2S, VWF2S					
				5155	5606	6051	6498	6947	VWS2, VWF2, VWR2					
					66" Frame Consists of: Upholstered Seats 20" Upholstered Backs 22" 22" Top - Center Upholstered Arm - Left		87	Standard Powder Coat						
								4284	4731	5180	5624	6075	LP2S, LPF2S	
4296	4746	5192	5638					6087	LW2S, LWF2S, LMRA2S					
4452	4903	5350	5796					6244	LWS2, LWF2, LWR2					
4489	4939	5391	5836					6283	VW2S, VWF2S					
4489	4939	5391	5836					6283	VWS2, VWF2, VWR2					
Chrome, Nickel and Transparent Powder Coat														
4949	5397	5844	6291					6738	LP2S, LPF2S					
4962	5410	5859	6303					6750	LW2S, LWF2S, LMRA2S					
5118	5564	6015	6460					6910	LWS2, LWF2, LWR2					
5155	5606	6051	6498					6947	VW2S, VWF2S					
5155	5606	6051	6498					6947	VWS2, VWF2, VWR2					















COM Yardage
Refer to page 127.

To Order, Specify...

- 1 Model Number
- 2 Frame Color
- 3 Upholstery Selection
- 4 Bench Options



Questions?
800 876 2120

Style	Description	Model #	Product Wt	material > grade >	Fabric Grade 2 or COM	Fabric Grade 3	Fabric Grade 4	Fabric Grade 5	Fabric Grade 6	Top	
 IM2066 15 FC	66" Frame Consists of: Upholstered Seats 20" Upholstered Backs 22" 22" Top - Center Upholstered Arms - Right & Left	IM2066 14 FC	95	Standard Powder Coat							 LP2S
				4877	5375	5872	6370	6866	LP2S, LPF2S		
				4888	5391	5888	6381	6882	LW2S, LWF2S, LMRA2S	 LPF2S	
				5048	5545	6044	6539	7034	LWS2, LWF2, LWR2	 LW2S	
				5083	5582	6079	6576	7074	VW2S, VWF2S	 LWF2S	
				5083	5582	6079	6576	7074	VWS2, VWF2, VWR2	 LMRA2S	
				Chrome, Nickel and Transparent Powder Coat							 LWS2
				5636	6133	6634	7128	7625	LP2S, LPF2S	 LWF2	
				5649	6147	6645	7142	7637	LW2S, LWF2S, LMRA2S	 LWR2	
				5806	6303	6802	7297	7796	LWS2, LWF2, LWR2	 VW2S	
				5843	6342	6842	7337	7833	VW2S, VWF2S	 VWF2S	
				5843	6342	6842	7337	7833	VWS2, VWF2, VWR2	 VWS2	
				Standard Powder Coat							 VWF2
				6065	6663	7260	7856	8450	LP2S, LPF2S	 VWR2	
				6076	6672	7272	7866	8465	LW2S, LWF2S, LMRA2S		
				6231	6831	7429	8023	8622	LWS2, LWF2, LWR2		
				6271	6867	7466	8062	8662	VW2S, VWF2S		
				6271	6867	7466	8062	8662	VWS2, VWF2, VWR2		
				Chrome, Nickel and Transparent Powder Coat							
				7011	7611	8208	8801	9401	LP2S, LPF2S		
7025	7623	8221	8818	9414	LW2S, LWF2S, LMRA2S						
7181	7779	8377	8972	9568	LWS2, LWF2, LWR2						
7221	7818	8414	9009	9608	VW2S, VWF2S						
7221	7818	8414	9009	9608	VWS2, VWF2, VWR2						

COM Yardage
Refer to page 127.

Finish Options Powder Coat - Premium \$ 165	Price \$ 165	Arm Options Fully Upholstered Arm (each) ZFA \$ -71	Code ZFA	Price \$ -71	Accessories Bolster (Grade 2/COM) AIB2 \$ 253 Bolster (Grade 3) AIB3 \$ 302 Bolster (Grade 4) AIB4 \$ 353 Bolster (Grade 5) AIB5 \$ 404 Bolster (Grade 6) AIB6 \$ 453
Top Options Special Laminate TSP call Custom Cutout (per cutout) TCC \$ 120	Code TSP TCC	Price call \$ 120			Custom Charges Powder Coat Alternative (per color) OPA call Custom PVC Color Match OCP call Stain Finish Match (per finish) OSM \$ 996
Seat Options Cleanout Cushion (per seat) UCC \$ 23	Code UCC	Price \$ 23			Power and Data Options Please reference the Power & Data Price List
Wire Management Options 1 Oval Brush Grommet WOG \$ 97 1 Round Grommet WRG \$ 76	Code WOG WRG	Price \$ 97 \$ 76			






Immix
Bench - Curved
Inside Radius Back



VERSTEEL

Questions?

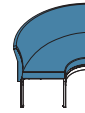
800 876 2120

		material > grade >	Fabric Grade 2 or COM	Fabric Grade 3	Fabric Grade 4	Fabric Grade 5	Fabric Grade 6	Top			
Style	Description	Model #	Product Wt								
 IM2090CT 02 IS	Seat Only 30 Degree Consists of: Upholstered Seat Upholstered Back 	IM2030CT 02 IS	38	Standard Powder Coat					N/A		
				2262	2489	2715	2945	3169			
						Chrome, Nickel and Transparent Powder Coat					
						2671	2900	3125	3353	3577	N/A
	45 Degree Consists of: Upholstered Seat Upholstered Back 	IM2045CT 02 IS	41	Standard Powder Coat					N/A		
				2376	2644	2917	3187	3457			
						Chrome, Nickel and Transparent Powder Coat					
						2768	3036	3310	3577	3850	N/A
60 Degree Consists of: Upholstered Seat Upholstered Back 	IM2060CT 02 IS	41	Standard Powder Coat					N/A			
			2507	2808	3123	3428	3741				
					Chrome, Nickel and Transparent Powder Coat						
					2875	3178	3489	3799	4108	N/A	
90 Degree Consists of: Upholstered Seat Upholstered Back 	IM2090CT 02 IS	42	Standard Powder Coat					N/A			
			2636	2994	3348	3706	4064				
					Chrome, Nickel and Transparent Powder Coat						
					2983	3343	3698	4053	4411	N/A	




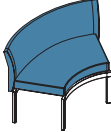
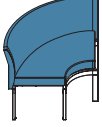
COM Yardage
Refer to page 127.

To Order, Specify...

- ① Model Number
- ② Frame Color
- ③ Upholstery Selection
- ④ Bench Options



Questions?
800 876 2120

Style	Description	Model #	Product Wt	material > grade >					
				Fabric Grade 2 or COM	Fabric Grade 3	Fabric Grade 4	Fabric Grade 5	Fabric Grade 6	Top
 IM2045CT 02 OS	30 Degree Consists of: Upholstered Seat Upholstered Back 	IM2030CT 02 OS	39	Standard Powder Coat					
				2343	2606	2869	3134	3396	N/A
				Chrome, Nickel and Transparent Powder Coat					
				2749	3013	3280	3542	3804	N/A
				Standard Powder Coat					
				2494	2801	3110	3416	3722	N/A
				Chrome, Nickel and Transparent Powder Coat					
				2885	3192	3503	3806	4113	N/A
	45 Degree Consists of: Upholstered Seat Upholstered Back	IM2045CT 02 OS	44	Standard Powder Coat					
				2494	2801	3110	3416	3722	N/A
				Chrome, Nickel and Transparent Powder Coat					
				2885	3192	3503	3806	4113	N/A
				Standard Powder Coat					
				2663	3011	3369	3724	4080	N/A
				Chrome, Nickel and Transparent Powder Coat					
				3031	3380	3742	4093	4450	N/A
	60 Degree Consists of: Upholstered Seat Upholstered Back	IM2060CT 02 OS	46	Standard Powder Coat					
				2663	3011	3369	3724	4080	N/A
				Chrome, Nickel and Transparent Powder Coat					
				3031	3380	3742	4093	4450	N/A
				Standard Powder Coat					
				2785	3189	3591	3994	4399	N/A
				Chrome, Nickel and Transparent Powder Coat					
				3134	3539	3940	4344	4749	N/A
	90 Degree Consists of: Upholstered Seat Upholstered Back	IM2090CT 02 OS	50	Standard Powder Coat					
				2785	3189	3591	3994	4399	N/A
				Chrome, Nickel and Transparent Powder Coat					
				3134	3539	3940	4344	4749	N/A

COM Yardage
Refer to page 127.

Finish Options	Price	Accessories	Code	Price	Custom Charges	Code	Price
Powder Coat - Premium	\$ 165	Bolster (Grade 2/COM)	AIB2	\$ 253	Powder Coat Alternative (per color)	OPA	call
		Bolster (Grade 3)	AIB3	\$ 302	Custom PVC Color Match	OCP	call
		Bolster (Grade 4)	AIB4	\$ 353	Stain Finish Match (per finish)	OSM	\$ 996
		Bolster (Grade 5)	AIB5	\$ 404			
		Bolster (Grade 6)	AIB6	\$ 453			
		Seat Options					
		Cleanout Cushion (per seat)	UCC	\$ 23			



Questions?

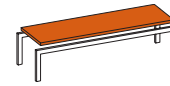
800 876 2120

		material > grade >	Fabric Grade 2 or COM	Fabric Grade 3	Fabric Grade 4	Fabric Grade 5	Fabric Grade 6	Top	
Style	Description	Model #	Product Wt						
Seat Only IM2090CT 01	30 Degree Consists of: Upholstered Seat 	IM2030CT 01	26	Standard Powder Coat					
				1521	1646	1771	1895	2017	N/A
				Chrome, Nickel and Transparent Powder Coat					
				1726	1850	1974	2098	2224	N/A
				Standard Powder Coat					
				1617	1768	1917	2066	2213	N/A
	45 Degree Consists of: Upholstered Seat 	IM2045CT 01	29	Standard Powder Coat					
				1812	1963	2112	2260	2410	N/A
				Chrome, Nickel and Transparent Powder Coat					
				1719	1882	2056	2225	2394	N/A
				Standard Powder Coat					
				1902	2067	2238	2408	2579	N/A
60 Degree Consists of: Upholstered Seat 	IM2060CT 01	30	Standard Powder Coat						
			1824	2025	2224	2423	2620	N/A	
			Chrome, Nickel and Transparent Powder Coat						
			1977	2199	2397	2594	2795	N/A	
			Standard Powder Coat						
			1824	2025	2224	2423	2620	N/A	
90 Degree Consists of: Upholstered Seat 	IM2090CT 01	32	Standard Powder Coat						
			1824	2025	2224	2423	2620	N/A	
			Chrome, Nickel and Transparent Powder Coat						
			1977	2199	2397	2594	2795	N/A	
			Standard Powder Coat						
			1824	2025	2224	2423	2620	N/A	




















COM Yardage
Refer to page 127.

To Order, Specify...

- ① Model Number
- ② Frame Color
- ③ Upholstery Selection
- ④ Bench Options



Questions?
800 876 2120

Style	Description	Model #	Product Wt	edge >	LP2S LPF2S	LW2S LWF2S LMRA2S	LWS2 LWF2 LWR2	VW2S VWF2S	VWS2 VWF2 VWR2			
 IMIL 2063REFX	22" Frame	IMIL 2019REFX	26	Standard Powder Coat								
	Arm Application 20" x 18 1/4"				765	777	935	974	974		LP2S	
					Chrome, Nickel and Transparent Powder Coat							
					841	854	1011	1047	1047		LPF2S	
	33" Frame	IMIL 2030REFX	38	Standard Powder Coat								
	Arm Application 20" x 29 1/4"				962	980	1215	1271	1271		LW2S	
					Chrome, Nickel and Transparent Powder Coat							
					1105	1126	1361	1419	1419		LWF2S	
	44" Frame	IMIL 2041REFX	50	Standard Powder Coat								
	Arm Application 20" x 40 1/4"				1176	1202	1514	1590	1590		LMRA2S	
					Chrome, Nickel and Transparent Powder Coat							
					1403	1427	1742	1818	1818		LWS2	
55" Frame	IMIL 2052REFX	61	Standard Powder Coat									
Arm Application 20" x 51 1/4"				1439	1469	1862	1959	1959		LWF2		
				Chrome, Nickel and Transparent Powder Coat								
				1748	1781	2174	2269	2269		LWR2		
66" Frame	IMIL 2063REFX	73	Standard Powder Coat									
Arm Application 20" x 62 1/4"				1583	1621	2092	2207	2207		VW2S		
				Chrome, Nickel and Transparent Powder Coat								
				2153	2191	2663	2779	2779		VWF2S		
												
											VWS2	
												
											VWF2	
												
											VWR2	

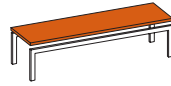
Finish Options	Price
Powder Coat - Premium	\$ 165

Top Options	Code	Price
Special Laminate.....	TSP	call
Custom Cutout (per cutout)	TCC	\$ 120

Wire Management Options		
1 Oval Brush Grommet	WOG	\$ 97
2 Oval Brush Grommets	WO2	\$ 194
3 Oval Brush Grommets	WO3	\$ 291
1 Round Grommet	WRG	\$ 76
2 Round Grommets	WR2	\$ 152
3 Round Grommets	WR3	\$ 228















Power and Data Options
Please reference the Power & Data Price List

Custom Charges	Code	Price
Powder Coat Alternative (per color)	OPA	call
Custom PVC Color Match	OCP	call
Stain Finish Match (per finish).....	OSM	\$ 996



Questions?

800 876 2120


		edge >		LP2S LPF2S	LW2S LWF2S LMRA2S	LWS2 LWF2 LWR2	VW2S VWF2S	VWS2 VWF2 VWR2			
Style	Description	Model #	Product Wt								
 IMIL 2066REFX	22" Frame Armless Application 20" x 21 15/16"	IMIL 2022REFX	28	Standard Powder Coat							
				765	777	935	974	974		LP2S	
						Chrome, Nickel and Transparent Powder Coat					
					841	854	1011	1047	1047		
											
					Standard Powder Coat					LW2S	
					962	980	1215	1271	1271		
						Chrome, Nickel and Transparent Powder Coat					
					1105	1126	1361	1419	1419		
											
					Standard Powder Coat					LWS2	
					1439	1469	1862	1959	1959		
					Chrome, Nickel and Transparent Powder Coat						
				1748	1781	2174	2269	2269			
											
				Standard Powder Coat					VW2S		
				1583	1621	2092	2207	2207			
					Chrome, Nickel and Transparent Powder Coat						
				2153	2191	2663	2779	2779			
											
											
									VWR2		

To Order, Specify...

- 1 Model Number
- 2 Frame Color
- 3 Top & Edge Style
- 4 Top Finish
- 5 Edge Color
- 6 Table Options



Questions?
800 876 2120

Style	Description	Model #	Product Wt	edge >				
				LP2S LPF2S	LW2S LWF2S LMRA2S	LWS2 LWF2 LWR2	VW2S VWF2S	VWS2 VWF2 VWR2
 IMIL 2045CTFX	Square Armless Application 20" x 20"	IMIL 20SQFX	29	Standard Powder Coat				
				749	762	905	940	940
	Chrome, Nickel and Transparent Powder Coat							
	823	836	979	1014	1014			
	Corner Arm Application 20" x 27½"	IMIL 2028CRFX	46	Standard Powder Coat				
				1132	1149	1363	1417	1417
	Chrome, Nickel and Transparent Powder Coat							
	1278	1296	1507	1564	1564			
	Corner Armless Application 20" x 29½"	IMIL 2030CRFX	49	Standard Powder Coat				
				1132	1149	1363	1417	1417
	Chrome, Nickel and Transparent Powder Coat							
	1278	1296	1507	1564	1564			
30 Degree Arm Application 20" x 55" x 30"	IMIL 2030ACTFX	31	Standard Powder Coat					
			1515	1532	1759	1817	1817	
Chrome, Nickel and Transparent Powder Coat								
1722	1740	1967	2025	2025				
30 Degree Armless Application 20" x 55" x 33"	IMIL 2030CTFX	34	Standard Powder Coat					
			1515	1532	1759	1817	1817	
Chrome, Nickel and Transparent Powder Coat								
1722	1740	1967	2025	2025				
45 Degree Arm Application 20" x 48" x 38"	IMIL 2045ACTFX	38	Standard Powder Coat					
			1621	1644	1900	1963	1963	
Chrome, Nickel and Transparent Powder Coat								
1817	1840	2095	2157	2157				
45 Degree Armless Application 20" x 48" x 42"	IMIL 2045CTFX	41	Standard Powder Coat					
			1621	1644	1900	1963	1963	
Chrome, Nickel and Transparent Powder Coat								
1817	1840	2095	2157	2157				



LP2S



LPF2S



LW2S



LWF2S



LMRA2S



LWS2



LWF2



LWR2



VW2S



VWF2S



VWS2



VWF2



VWR2

Finish Options

Powder Coat - Premium \$ 165

Price

Top Options

Special Laminate.....TSP
Custom Cutout (per cutout)TCC

Code

Price

call
\$ 120

Custom Charges

Powder Coat Alternative (per color)OPA
Custom PVC Color MatchOCP
Stain Finish Match (per finish).....OSM \$ 996

Wire Management Options

1 Oval Brush GrommetWOG \$ 97
2 Oval Brush GrommetsWO2 \$ 194
3 Oval Brush GrommetsWO3 \$ 291
1 Round GrommetWRG \$ 76
2 Round GrommetsWR2 \$ 152
3 Round GrommetsWR3 \$ 228















Power and Data Options

Please reference the Power & Data Price List



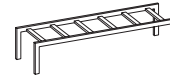
Questions?

800 876 2120



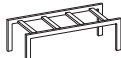
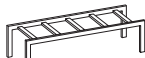
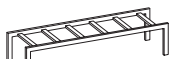


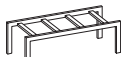
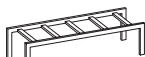
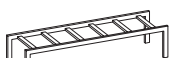
		edge >					
		LP2S LPF2S	LW2S LWF2S LMRA2S	LWS2 LWF2 LWR2	VW2S VWF2S	VWS2 VWF2 VWR2	
Style	Description	Model #	Product Wt				
 IMIL 2090CTFX	60 Degree	IMIL 2060ACTFX	40	Standard Powder Coat			 LP2S
	Arm Application 20" x 42" x 45"			1770	1791	2091	
			Chrome, Nickel and Transparent Powder Coat			 LPF2S	
		1954	1975	2273	2350		2350
	60 Degree	IMIL 2060CTFX	43	Standard Powder Coat			 LW2S
	Armless Application 20" x 42" x 48"			1770	1791	2091	
			Chrome, Nickel and Transparent Powder Coat			 LWF2S	
		1954	1975	2273	2350		2350
	90 Degree	IMIL 2090ACTFX	42	Standard Powder Coat			 LMRA2S
	Arm Application 20" x 30" x 48"			1876	1906	1932	
			Chrome, Nickel and Transparent Powder Coat			 LWS2	
		2052	2079	2106	2489		2489
90 Degree	IMIL 2090CTFX	45	Standard Powder Coat			 LWF2	
Armless Application 20" x 30" x 52"			1876	1906	1932		2314
		Chrome, Nickel and Transparent Powder Coat			 LWR2		
	2052	2079	2106	2489		2489	
					 VW2S		
						 VWF2S	
					 VWS2		
						 VWF2	
					 VWR2		

To Order, Specify...

- 1 Model Number
- 2 Frame Color
- 3 Top & Edge Style
- 4 Top Finish
- 5 Edge Color
- 6 Table Options



Questions?
800 876 2120

Style	Description	Model #	Product Wt					
Seat Frame Only	Frame Only 20" x 22" 	IMAC 2022 SF	13	Standard Powder Coat				
				583	Chrome, Nickel and Transparent Powder Coat			
	Frame Only 20" x 33" 	IMAC 2033 SF	18	Standard Powder Coat				
				657	Chrome, Nickel and Transparent Powder Coat			
	Frame Only 20" x 44" 	IMAC 2044 SF	22	Standard Powder Coat				
				688	Chrome, Nickel and Transparent Powder Coat			
	Frame Only 20" x 55" 	IMAC 2055 SF	26	Standard Powder Coat				
				834	Chrome, Nickel and Transparent Powder Coat			
	Frame Only 20" x 66" 	IMAC 2066 SF	30	Standard Powder Coat				
				809	Chrome, Nickel and Transparent Powder Coat			
	Table Frame Only	Frame Only 20" x 22" 	IMAC 2022 TF	13	Standard Powder Coat			
					1037	Chrome, Nickel and Transparent Powder Coat		
Frame Only 20" x 33" 		IMAC 2033 TF	18	Standard Powder Coat				
				980	Chrome, Nickel and Transparent Powder Coat			
Frame Only 20" x 44" 		IMAC 2044 TF	22	Standard Powder Coat				
				1295	Chrome, Nickel and Transparent Powder Coat			
Frame Only 20" x 55" 		IMAC 2055 TF	26	Standard Powder Coat				
				1037	Chrome, Nickel and Transparent Powder Coat			
Frame Only 20" x 66" 		IMAC 2066 TF	30	Standard Powder Coat				
				1607	Chrome, Nickel and Transparent Powder Coat			

Finish Options

Powder Coat - Premium \$ 165

Top Options

Special Laminate..... TSP call
Custom Cutout (per cutout) TCC \$ 120

Code

Price

Custom Charges

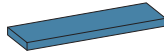
Powder Coat Alternative (per color) OPA call
Custom PVC Color Match OCP call
Stain Finish Match (per finish)..... OSM \$ 996

Wire Management Options

1 Oval Brush Grommet WOG \$ 97
2 Oval Brush Grommets WO2 \$ 194
3 Oval Brush Grommets WO3 \$ 291
1 Round Grommet WRG \$ 76
2 Round Grommets WR2 \$ 152
3 Round Grommets WR3 \$ 228







Power and Data Options

Please reference the Power & Data Price List



Questions?

800 876 2120

		material > grade >	Fabric Grade 2 or COM	Fabric Grade 3	Fabric Grade 4	Fabric Grade 5	Fabric Grade 6	Top	
Style	Description	Model #	Product Wt						
 IMAC 2064US	Seat Only	IMAC 2020US	8						
	Upholstered Seat 20"			460	561	659	760	861	N/A
	Seat Only	IMAC 2031US	13						
	Upholstered Seat 31"			576	723	873	1023	1174	N/A
	Seat Only	IMAC 2042US	18						
	Upholstered Seat 42"			690	889	1089	1288	1487	N/A
Seat Only	IMAC 2053US	23							
Upholstered Seat 53"			797	1045	1296	1542	1791	N/A	
Seat Only	IMAC 2064US	28							
Upholstered Seat 64"			920	1218	1520	1815	2117	N/A	







COM Yardage
Refer to page 127.

To Order, Specify...

- ① Model Number
- ② Upholstery Selection



Questions?
800 876 2120

		material > grade >	Fabric Grade 2 or COM	Fabric Grade 3	Fabric Grade 4	Fabric Grade 5	Fabric Grade 6	Top		
Style	Description	Model #	Product Wt							
 IMAC 2033UB	Arm	IMAC 2011UA	8	Standard Powder Coat						
	Upholstered Arm			597	648	697	747	798	N/A	
					Chrome, Nickel and Transparent Powder Coat					
					693	744	794	845	893	N/A
	Arm	IMAC 2011MA	7	Standard Powder Coat						
	Dual Metal Upholstered Arm				722	770	821	871	920	N/A
				Chrome, Nickel and Transparent Powder Coat						
				813	863	915	964	1012	N/A	
Arm	IMAC 2011FA	5	Standard Powder Coat							
Fully Upholstered Arm				442	494	538	592	642	N/A	
Back	IMAC 2022UB	9	Standard Powder Coat							
Upholstered Back 22"				787	886	985	1084	1183	N/A	
Back	IMAC 2033UB	14	Standard Powder Coat							
Upholstered Back 33"				1057	1206	1358	1505	1657	N/A	

COM Yardage
Refer to page 127.















Finish Options
Powder Coat - Premium \$ 165

Custom Charges
Powder Coat Alternative (per color) OPA
Code **Price**
call



Questions?

800 876 2120








Style	Description	Model #	Product Wt	edge >					
				LP2S LPF2S	LW2S LWF2S LMRA2S	LWS2 LWF2 LWR2	VW2S VWF2S	VWS2 VWF2 VWR2	
Top Only  IMAC 2066RE	8" Top Arm Application 20" x 7 1/4"	IMAC 2008RE	5	136	168	233	330	330	 LP2S  LPF2S  LW2S  LWF2S  LMRA2S  LWS2  LWF2  LWR2  VW2S  VWF2S  VWS2  VWF2  VWR2
	19" Top Arm Application 20" x 18 1/4"	IMAC 2019RE	13	188	201	358	398	398	
	30" Top Arm Application 20" x 29 1/4"	IMAC 2030RE	20	280	298	533	592	592	
	41" Top Arm Application 20" x 40 1/4"	IMAC 2041RE	28	370	398	710	789	789	
	52" Top Arm Application 20" x 51 1/4"	IMAC 2052RE	35	461	496	886	984	984	
	63" Top Arm Application 20" x 62 1/4"	IMAC 2063RE	43	555	592	1063	1180	1180	

To Order, Specify...

- 1 Model Number
- 2 Top & Edge Style
- 3 Top Finish
- 4 Edge Color
- 5 Top Options



Questions?
800 876 2120

Style	Description	Model #	Product Wt	edge >				
				LP2S LPF2S	LW2S LWF2S LMRA2S	LWS2 LWF2 LWR2	VW2S VWF2S	VWS2 VWF2 VWR2
 IMAC 2066RE	11" Top	IMAC 2011RE	8					
	Armless Application 20" x 10 ^{15/16} "			136	168	233	330	330
	22" Top	IMAC 2022RE	15					
	Armless Application 20" x 21 ^{15/16} "			188	201	358	398	398
	33" Top	IMAC 2033RE	23					
	Armless Application 20" x 32 ^{15/16} "			280	298	533	592	592
	44" Top	IMAC 2044RE	29					
Armless Application 20" x 43 ^{15/16} "			370	398	710	789	789	
55" Top	IMAC 2055RE	38						
Armless Application 20" x 54 ^{15/16} "			461	496	886	984	984	
66" Top	IMAC 2066RE	45						
Armless Application 20" x 65 ^{15/16} "			555	592	1063	1180	1180	



LP2S



LPF2S



LW2S



LWF2S



LMRA2S



LWS2



LWF2



LWR2



VW2S



VWF2S



VWS2



VWF2



VWR2

Top Options

Special Laminate.....	TSP	call
Custom Cutout (per cutout)	TCC	\$ 120

Custom Charges

Custom PVC Color Match	OCF	call
Stain Finish Match (per finish).....	OSM	\$ 996

Wire Management Options

1 Oval Brush Grommet.....	WOG	\$ 97
2 Oval Brush Grommets.....	WO2	\$ 194
3 Oval Brush Grommets.....	WO3	\$ 291
1 Round Grommet.....	WRG	\$ 76
2 Round Grommets.....	WR2	\$ 152
3 Round Grommets.....	WR3	\$ 228

Power and Data Options

Please reference the Power & Data Price List



Questions?

800 876 2120

		edge >							
		LP2S LPF2S	LW2S LWF2S LMRA2S	LWS2 LWF2 LWR2	VW2S VWF2S	VWS2 VWF2 VWR2			
Style	Description	Model #	Product Wt						
Top Only IMAC 2065RE	10" Top	IMAC 2010RE	7						
	Arm to Armless 20" x 9 3/32"			136	168	233	330	330	
	21" Top	IMAC 2021RE	14						
	Arm to Armless 20" x 20 3/32"			188	201	358	398	398	
	32" Top	IMAC 2032RE	22						
	Arm to Armless 20" x 31 3/32"			280	298	533	592	592	
	43" Top	IMAC 2043RE	28						
Arm to Armless 20" x 42 3/32"			370	398	710	789	789		
54" Top	IMAC 2054RE	37							
Arm to Armless 20" x 53 3/32"			461	496	886	984	984		
65" Top	IMAC 2065RE	44							
Arm to Armless 20" x 64 3/32"			555	592	1063	1180	1180		

To Order, Specify...

- 1 Model Number
- 2 Top & Edge Style
- 3 Top Finish
- 4 Edge Color
- 5 Top Options



Questions?
800 876 2120

Top Options	Code	Price	Custom Charges	Code	Price
Special Laminate.....	TSP	call	Custom PVC Color Match.....	OCP	call
Custom Cutout (per cutout)	TCC	\$ 120	Stain Finish Match (per finish).....	OSM	\$ 996
 Wire Management Options					
1 Oval Brush Grommet.....	WOG	\$ 97			
2 Oval Brush Grommets.....	WO2	\$ 194			
3 Oval Brush Grommets.....	WO3	\$ 291			
1 Round Grommet.....	WRG	\$ 76			
2 Round Grommets.....	WR2	\$ 152			
3 Round Grommets.....	WR3	\$ 228			

Power and Data Options
Please reference the Power & Data Price List

**Specifications**

Kompis 4-leg guest chairs, tablet arm chairs, bariatric and stools have a square back. Chairs and stools can be specified with or without arms. Multiple material options are available on the seats, backs and armcaps ranging from upholstery to wood and urethane.

Features

Finished wood back, seat and armcaps are made from rotary cut molded 7-ply maple. Chairs and stools have a stainless steel pivot glide and the bariatric chairs have a clear polycarbonate glide. Kick-back leg design creates a wall saver on all models. Chairs can be stacked on the floor or on the Kompis Chair Trolley. Stools can be stacked on the floor. See below for stacking information.

Stacking Information**Floor**

Arm and armless with glides.	8
Arm and armless with single wheel casters.	5
Arm and armless with dual wheel casters.	4
With tablet arm	4
All stools	6

Trolley

Arm and armless with glides.	10
Arm and armless with single wheel casters.	5
Arm and armless with dual wheel casters.	4

Quickship Program

Available for select products in the Kompis series, see pricing pages.

The Versteel Quickship Program consists of up to 50 tables, 25 tables with modesty panels or 100 chairs in 10 working days from time of order (received by 12pm EST). Orders must be accompanied by final material and finish specifications for order entry. They must be clearly marked "Quickship" and consist of products from the program. Quickship orders cannot be changed or cancelled, and credit approval must be acquired within 24 hours.

For additional information see Versteel.com.

Shipping Schedule

All Seating	4-5 WEEKS
Quickship Products	10 WORKING DAYS

Contact Versteel Customer Service for special lead time requests.

NOTE CHAIR ORDERS WITH COM UPHOLSTERY WILL BE SCHEDULED UPON RECEIPT OF COM UPHOLSTERY YARDAGE

BIFMA

All Versteel products are constructed to pass the relevant ANSI/BIFMA standards. For more detailed specifications by series and base style, contact Versteel Customer Service at 800.876.2120.

Additional information regarding warranty, terms and conditions, shipping, care and maintenance, etc. can be found in the All Seating price list.

**Kompis Chair - Armless
 Square Back**

Chair Dimensions
 Overall height: 31½"
 Overall width: 21 ¾"
 Overall depth: 21 ¾"
 Seat height: 18"
 Seat width: 17"
 Seat depth: 18"
 Actual weight: 19 lbs.


**Kompis Chair - Arm
 Square Back**

Chair Dimensions
 Overall height: 32"
 Overall width w/ armcaps: 23"
 Overall width w/o armcaps: 21 ¾"
 Overall depth: 21 ¾"
 Seat height: 18"
 Seat width: 17"
 Seat depth: 18"
 Between arms: 19 ½"
 Arm height w/ armcaps: 26"
 Arm height w/o armcaps: 25"
 Actual weight: 20 lbs.


**Kompis Chair - Flip-Up Tablet Arm
 Square Back**

Chair Dimensions
 Overall height: 32"
 Overall width w/ tablet up: 23"
 Overall depth w/ tablet up: 30"
 Seat height: 18"
 Seat width: 17"
 Seat depth: 18"
 Arm height: 26"
 Actual weight: 22 lbs.

Flip-Up Tablet Dimensions

Tablet size: 13" d x 13 ½" w x ¾" thick
 Tablet is available in black only


Key Description

- ① base frame, ¾" o.d. 13 gauge steel tube
- ② upholstered back, molded 5-ply with 1" thick, 1.5 lb. density foam
- ③ upholstered armcaps, molded 5-ply with ¾" thick, 1.5 lb. density foam
- ④ upholstered seat, molded 5-ply with 1 ½" thick 2 lb. density foam

Key Description

- ⑤ finished wood back, seat and armcaps, rotary cut maple, molded 7-ply
- ⑥ foot rest, ¾" o.d. 14 gauge steel tube
- ⑦ pivot glide, stainless steel

**Kompis Stool - 24", Armless
Square Back**

Stool Dimensions
 Overall height: 38"
 Overall width: 21 3/8"
 Overall depth: 26"
 Seat height: 24"
 Seat width: 17"
 Seat depth: 17"
 Seat to footrest: 15 1/2"
 Actual weight: 20 lbs.
 Suggested for use with 33"- 38" table heights.



**Kompis Stool - 29", Armless
Square Back**

Stool Dimensions
 Overall height: 43"
 Overall width: 21 3/8"
 Overall depth: 26"
 Seat height: 29"
 Seat width: 17"
 Seat depth: 17"
 Seat to footrest: 15"
 Actual weight: 21 lbs.
 Suggested for use with 38"- 42" table heights.



**Kompis Stool - 24", Arm
Square Back**

Stool Dimensions
 Overall height: 38"
 Overall width w/ armcaps: 23"
 Overall width w/o armcaps: 21 3/8"
 Overall depth: 26"
 Seat height: 24"
 Seat width: 17"
 Seat depth: 18"
 Between arms: 19 5/8"
 Arm height w/ armcaps: 32"
 Arm height w/o armcaps: 31"
 Seat to footrest: 15"
 Actual weight: 22 lbs.
 Suggested for use with 33"- 38" table heights.



Stacking (Trolley)

Upholstered & Wood
 Arm and armless with glides10
 Arm and armless with single wheel casters5
 Arm and armless with dual wheel casters.....4

Stacking (Floor)

Arm and armless with glides8
 Arm and armless with single wheel casters5
 Arm and armless with dual wheel casters4
 With tablet arm4
 All stools.....6

**Kompis Stool - 29", Arm
 Square Back**
Stool Dimensions

Overall height: 43"
 Overall width w/ armcaps: 23"
 Overall width w/o armcaps: 21 3/8"
 Overall depth: 26"
 Seat height: 29"
 Seat width: 17"
 Seat depth: 18"
 Between arms: 19 5/8"
 Arm height w/ armcaps: 37"
 Arm height w/o armcaps: 36"
 Seat to footrest: 15 1/2"
 Actual weight: 16 lbs. w/ arms
 Actual weight: 15 lbs. w/o arms
 Suggested for use with 38"- 42" table heights.


**Kompis X 26" - Arm only
 Square Back**
Chair Dimensions

Overall height: 31 1/2"
 Overall width w/ armcaps: 29 3/4"
 Overall depth: 22 1/2"
 Seat height: 17"
 Seat width: 24 1/2"
 Seat depth: 18"
 Between arms: 26 3/4"
 Arm height w/ armcaps: 26"
 Actual weight: 35 lbs. w/ arms


**Kompis X 30" - Arm only
 Square Back**
Chair Dimensions

Overall height: 31 1/2"
 Overall width w/ armcaps: 33 3/4"
 Overall depth: 22 1/2"
 Seat height: 17"
 Seat width: 26 3/4"
 Seat depth: 18"
 Between arms: 30"
 Arm height w/ armcaps: 26"
 Actual weight: 42 lbs. w/ arms


Key Description

- 1 base frame, 7/8" o.d. 13 gauge steel tube
- 2 upholstered back, molded 5-ply with 1" thick, 1.5 lb. density foam
- 3 upholstered armcaps, molded 5-ply with 1/4" thick, 1.5 lb. density foam
- 4 upholstered seat, molded 5-ply with 1 1/2" thick 2 lb. density foam

Key Description

- 5 finished wood back, seat and armcaps, rotary cut maple, molded 7-ply
- 6 foot rest, 5/8" o.d. 14 gauge steel tube
- 7 pivot glide, stainless steel
- 8 glide, clear polycarbonate

**Kompis X 42" - Arm only
Square Back**

Chair Dimensions
 Overall height: 31½"
 Overall width w/ armcaps: 45¼"
 Overall depth: 22½"
 Seat height: 17"
 Seat width: 38¾"
 Seat depth: 18"
 Between arms: 42"
 Arm height w/ armcaps: 26"
 Actual weight: 55 lbs. w/ arms



Stacking (Trolley)

Upholstered & Wood
 Arm and armless with glides10
 Arm and armless with single wheel casters5
 Arm and armless with dual wheel casters.....4

Stacking (Floor)

Arm and armless with glides8
 Arm and armless with single wheel casters5
 Arm and armless with dual wheel casters4
 With tablet arm4
 All stools.....6

Standard Versteel Upholstery

Standard Versteel Upholstery offers a range of materials, from fabrics in a variety of colors and textures to vinyls for soil resistance. Please refer to Versteel's fabric cards or the "Materials + Finishes" section of our website for information.

Grade-In Upholstery

Versteel has coordinated with upholstery manufacturers to simplify your order process. Many of the manufacturers' offerings have been pre-approved for application on Versteel Seating.

Contact Versteel Customer Service with your selected fabric choice to be graded in. You will be supplied with the appropriate grade-in designator. On your purchase order, complete the information with the pattern name, color description and grade-in designator, and Versteel will take it from there.

Customer's Own Material

Customer's Own Materials (COM's) are not an issue on Kompis. Many COM's are pre-approved for application on Versteel Seating. Call Versteel Customer Service with your COM selection to determine if it has been pre-approved. If your selection has not been pre-approved, reference the "Receiving COM Approval" section below.

Receiving COM Approval

Not all materials are suitable for upholstery on Kompis. A 12" x 12" memo sample must be supplied for approval before a COM material is accepted for an order. If the material is directional in pattern or weave, the pattern repeat (in inches) in both directions or the weave direction must be supplied.

Excess COM

Versteel will not store excess COM for more than 30 days after the order has been completed. If excess material is to be returned after order completion, send the request to Versteel Customer Service prior to acknowledged ship date. It is the customer's responsibility to arrange for the return of the material "freight collect."

COM Requiring Application Test

If an application test is required for your selected COM, send test sample material along with the following.

1. Name and return address
2. Model selected
3. Sketch showing special requirements for the positioning of the materials' pattern on the seat and ledge, if special considerations are required.

NOTE ALL UPHOLSTERIES ARE CUT UP THE ROLL TO MAXIMIZE YIELD AND WEAR PERFORMANCE

Ship COM to:

Versteel
 2332 Cathy Lane
 Jasper, IN 47546

COM must be shipped to the factory with transportation costs "prepaid." If material is considered defective or unusable, it will be returned "transportation collect."

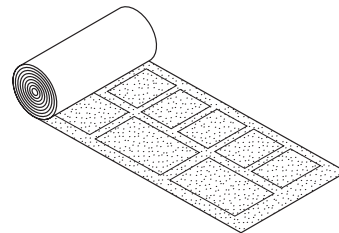
For standard lead time orders, tag fabric with purchase order number and identify with project number if possible.

Application of Directional Fabrics

Due to the upholstering process, some fabrics not considered directional by the supplier may be considered directional by Versteel.

All COM's are cut "up the roll" unless otherwise directed by the customer (see illustration below).

EXAMPLE PATTERN CUT UP THE ROLL



If special cutting or upholstery application is required, you must indicate requirement at time of order entry.

Kompis COM Yardage Requirements

COM yardage requirements are calculated for chairs and stools based on a material width of 54" and a repeat of 2" or less. For material less than 54" wide, contact Versteel for yardage requirements. Use the chart below as a guide to calculate your COM yardage. For quantities greater than 20 chairs or stools, contact Versteel Customer Service for calculation of COM yardage by model.

Quantity of Chairs	1	2	3	4	5	6	7	8	9	10	11	12	13	14	15	16	17	18	19	20
Kompis Chairs and Stools With or Without Arms (yardage includes upholstered armcaps if specified)																				
Upholstered Seat & Back	1.5	2.5	3.5	4.5	5.0	6.0	6.5	7.5	9.0	9.5	11.0	11.0	13.0	13.0	15.5	14.5	16.0	17.5	17.5	19.0
Upholstered Seat Armless	1.0	1.5	1.5	2.5	2.5	3.0	3.0	4.0	4.5	4.5	5.0	5.0	6.0	6.0	6.5	6.5	7.5	8.0	8.0	8.5
Upholstered Seat with Arms	1.0	1.5	1.5	2.5	2.5	3.0	3.0	4.0	4.5	4.5	5.0	5.0	6.0	6.0	6.5	6.5	7.5	8.0	8.0	8.5
Upholstered Back Only	1.0	2.0	2.0	2.5	3.5	4.0	4.5	5.0	5.5	6.0	6.5	7.0	7.5	8.0	8.5	9.0	9.5	10.0	10.5	11.5
Kompis X (Bariatric) Chairs (yardage includes upholstered armcaps)																				
Uph Seat, Back & Armcaps	2.5	5.0	7.0	9.0	11.0	13.5	15.5	17.0	19.0	21.5	23.0	24.5	26.5	28.5	30.5	32.5	34.5	36.0	38.0	40.0

Patterned COM Additional Yardage Guide

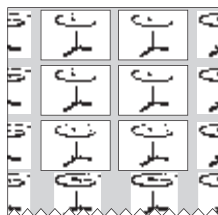
Use the guide below to aid in ordering the appropriate COM fabric when needing to match a pattern with a repeat. To use this guide, add the vertical and horizontal repeats together (e.g. a 5" vertical repeat plus an 11" horizontal repeat gives a 16" total). Then find the appropriate entry on the chart, and increase the yardage estimate by the percentage indicated.

For example: The yardage estimate is 8 yards of 54" wide fabric and the pattern has a repeat of 11" horizontal and 5" vertical. Add up the repeats (11" + 5" = 16") and find the appropriate entry - 15% in this example. Fifteen percent more fabric is required to match the pattern. 8 yards plus an extra 15% is 9.2 yards.

Fabric Width	Plain Fabric	3" - 14" Repeat	15" - 19" Repeat	20" - 27" Repeat	28" - 36" Repeat	37" - 45" Repeat	46" - 54" Repeat
54"	0%	10%	15%	20%	25%	30%	35%
50" - 52"	10%	20%	25%	30%	35%	40%	45%

Decorative Patterns

Yardage requirements are greatly affected by the size of the repeat and the print or pattern of the material. Versteel cuts all seating patterns with aesthetic concerns in mind for high quality and consistency. Refer to the COM listing for the yardage required for pattern repeat.



To Order, Specify...

- 1 Model Number
- 2 Frame Color
- 3 Wood Finish
- 4 Upholstery Selection
- 5 Frame Options

model number


finish selections

frame options

KPSQ-04 <small>model number</small>	/	ECHR <small>frame color</small>	/	WSUM <small>wood finish</small>	/	FCA Ink <small>upholstery selection</small>	/	---- <small>chair frame options</small>
---	---	---	---	---	---	---	---	---

A **KPSQ-04** is a Kompis series, square back armless 4-leg chair with an upholstered seat and wood back.

The codes **ECHR / WSUM / FCA Ink** specify a Chrome frame with a Sugar Maple wood finish and Grade 3 Caspian Ink upholstery.

Model Number KPSQ-04

Orders may be sent via
Mailing Address

Versteel
 2332 Cathy Lane
 Jasper, IN 47546

Contact Versteel

Email contact@versteel.com
Phone 800 876 2120
 812 634 2120
Fax 812 482 9318

Studio Steel®

Versteel's "urban fabrication" process leaves the telltale signs of welding and assembly on the surface, highlighting a manufacturing aesthetic. Choosing a clear or transparent powder coat is recommended, allowing tonal striations (created as a result of extreme heat), natural textures, and the inherent qualities of raw steel to show through.

Studio Steel Process \$165 per chair

Powder Coat Finishes

All powder coat finishes in the Versteel offering have been formulated with the use of epoxy, polyester or epoxy and polyester blends to maximize the finish durability.

Powder Coat – Standard n/c

Powder Coat – Premium. \$165 per chair

Kompis Powder Coat Colors

Alloy. PALY	Mint PMNT
Amethyst PAME	Navy PNAV
Anthracite PANT	Nimbus. PNIM
Black Anodized. PBLA	Nutmeg PNUT
Bronze PBRO	◆ Pacific PPAC
Calypso PCAL	Pearl PPEA
Carbon. PCAR	Pebble PPEB
Champagne PCHA	Ⓟ Platinum PPLA
Coconut PCOC	Poppy. PPOP
◆ Copper. PCOP	◆ Raven. PRAV
Crimson PCRI	Royal PROY
◆ Crystal PCRY	Seaside PSEA
Daffodil. PDAF	Shipyards PSHI
Ebony. PEBO	Silver PSIL
Forest. PFOR	Snow PSNO
Fossil PFOS	Stone PSTO
◆ Garnet PGAR	Storm. PSTM
◆ Gold. PGOL	Terra Cotta PTEC
Graphite PGRA	Whisper PWHI
Ⓟ Hope PHOP	White Linen PWHL
Kelly Green PKEG	Powder Coat Alternative . OPA
◆ Matte PMAT	
Mica. PMIC	

Transparent Powder Coats (indicated by ◆)

Please note that the transparent characteristics of these powders allow all natural welds and textures inherent to raw steel to be visible.

Premium Powder Coats (indicated by Ⓟ)

Versteel's premium process uses specially formulated powder coats for a truly unique color palette.

Plated

Versteel offers two plated options: Chrome and Nickel. Chrome is our most durable finish available and is a deep luster chrome plated finish. Nickel is a plated finish with a clear coat applied for durability. An upcharge applies for plated finishes. See product pricing pages for upcharge.

Chrome [ECHR](#)

Nickel [ENKL](#)

Wood Finish

Versteel uses a post-catalyst varnish NDF topcoat that meets AWI (Architectural Woodwork Institute) TR6 performance standards.

Kompis Wood Finishes

All Kompis wood finishes on Maple.

Beach. WBEA	Forest. WFOR
Blossom Cherry WBLC	Golden Cherry WGNC
Brighton Walnut WBRW	Java Cherry. WJAC
Caramel Maple WCMM	Millwork Cherry. WMWC
Chestnut. WCHE	Pebble WPEB
Cordovan Cherry WCNC	Seaside WSEA
Drift WDRI	Solar Maple WSLM
Espresso Walnut. WESW	Sugar Maple WSUM
Fawn WFAW	Terra Cotta WTEC
Fog WFOG	Whisper WWHI

Standard Kompis Urethane Armcap Color

Ebony. [UEBO](#)

Armcaps are molded with soft polyurethane. The materials provide a comfortable, supportive seating surface throughout the movement of the chair.

Finish Reference & Samples

For finish color reference, please refer to our website. Contact Versteel Customer Service to receive actual color samples for color matches and final color approval.

Powder Coat Alternative**Call for quotation**

Specify code **OPA** (*Powder Coat Alternative*), add cost from Versteel quotation

Powder Coat Alternative is available from Versteel. The entire RAL color reference along with hundreds of other color and finishes are available.

For Powder Coat Alternative matching, you must supply a color reference sample, or an RAL number. Versteel will review the sample for possible existing colors available and send a sample for customer approval. If no color match exists a custom match can be developed. Call Versteel Customer Service for associated upcharges on custom color development.

NOTE CUSTOM COLOR MATCHING APPROVALS MAY AFFECT STANDARD PRODUCTION SCHEDULES

Stain Finish Match**\$996 / one time charge per finish, per order**

Specify code **OSM** (*Stain Finish Match*), add \$996.00 list per finish, per order

Alternative Stain Finishes are available. For Stain Finish Matching you must supply two 4" x 4" finish color and grain reference samples. An expertly finish matched sample will be provided for customer approval.

NOTE CUSTOM COLOR MATCHING APPROVALS MAY AFFECT STANDARD PRODUCTION SCHEDULES

Custom Engraving or Cutout**Call for Quotation**

Specify code **KLC** (*Laser Cutout*), add cost from Versteel quotation

Personalize seating with your custom art via etching, engraving or laser cutting.

Hard Surface Glides - Nylon (set of 4)

\$23 / chair or stool

Specify code **GLD32** (Hard Surface Glides - Nylon), add \$23 list per chair or stool.



Glide surface is nylon and designed for use on hard surface flooring. See individual product pages for availability and ordering code.

Hard Surface Glides - Felt (set of 4)

\$23 / chair or stool

Specify code **GLD33** (Hard Surface Glides - Felt), add \$23 list per chair or stool.



Glide surface is felt and designed for use on hard surface flooring. See individual product pages for availability and ordering code.

Felt Hard Surface Replacement Caps (set of 4)

\$23 / chair or stool

Specify code **ABGFRC** (Felt Hard Surface Replacement Caps), add \$23 list per chair or stool

Felt replacement caps for felt hard surface glides.

Accessory Glide Replacement Tool

\$26 / tool

Specify code **AGRT** (Accessory Glide Replacement Tool), add \$26 list per tool

Use to remove worn felt hard surface glide caps.

Casters - Non-Locking Single Wheel (set of 4)

\$191 / chair

Specify code **CAS33** (Casters - Non-Locking Single Wheel), add \$191 list per chair



Non-locking single wheel, unique profile 2" diameter caster threaded into the receiver leg base. Please refer to the individual pricing pages for availability. Must be specified at the time of order. Caster option does not change the chair seat height.

Casters - Non-Locking Dual Wheel Black Nylon Hard Wheel (Set of 4)

\$171 / chair

Specify code **CAS54** (Casters - Dual Wheel Black Nylon Hard Wheel), add \$171 list per 4-leg chair.

Black non-locking dual wheel, 2" diameter hard wheel casters may be specified on the 4-leg guest chair. Please refer to the individual pricing pages for availability. Caster option must be specified at the time of the order and does not change the chair seat height.

Casters - Non-Locking Dual Wheel Black Nylon Soft Wheel (Set of 4)

\$171 / chair

Specify code **CAS58** (Casters - Dual Wheel Black Nylon soft Wheel), add \$171 list per 4-leg chair.

Black non-locking dual wheel, 2" diameter soft wheel casters may be specified on the 4-leg guest chair. Please refer to the individual pricing pages for availability. Caster option must be specified at the time of the order and does not change the chair seat height.

Chair Link - Kompis

\$35 / chair

Specify code **ACLCO** (Chair Link - Kompis), add \$35 list per chair



Link will ship installed on chair when specified on order. Can be field installed without the use of tools. Link stores under chair seat.

Book Basket - Kompis

\$148 / basket

Specify code **BCL** (Book Basket - Kompis) add \$148 list per chair

The Kompis book basket is made of formed resistance welded wire. Finish is Chrome unless otherwise specified. Basket may be field installed. Inside dimensions are 11½" w x 13½" d x 6" h.



Chair Trolley - Kompis**\$717 / each**

Specify code **ACTCO** (Chair Trolley - Kompis), add \$717 list each



Kompis upholstered or wood chairs with glides stack 10 high. Chairs with single wheel casters stack 5 high while chairs with dual wheel casters stack 4 high. Trolley with a stack of 10 chairs measures approximately 24"w x 36"d x 61"h.

STACKING INFORMATION - KOMPIS ALL KOMPIS ARM AND ARMLESS CHAIRS WITH GLIDES STACK 10 HIGH ON THE TROLLEY AND 8 HIGH ON THE FLOOR. CHAIRS WITH SINGLE WHEEL CASTERS STACK 5 HIGH ON THE TROLLEY AND 5 HIGH ON THE FLOOR. CHAIRS WITH DUAL WHEEL CASTERS STACK 4 HIGH ON THE TROLLEY AND 4 HIGH ON THE FLOOR. CHAIRS WITH TABLET ARM STACK 4 HIGH ON THE FLOOR. ALL KOMPIS STOOLS STACK 6 HIGH ON THE FLOOR.

NOTE NOT AVAILABLE FOR KOMPIS X CHAIRS

Kompis
Square Back Chair
Armless







VERSTEEL

Questions?

800 876 2120

Quickship Program Product

				material > grade >	Fabric Grade 2 or COM	Fabric Grade 3	Fabric Grade 4	Fabric Grade 5	Fabric Grade 6	Wood
Style	Description	Model #	Product Wt							
 <p>KPSQ-04</p>	Armless 4-Leg Base Without Arms Seat - Upholstered Back - Upholstered	KPSQ-01 	19	737	831	921	1016	1108		
	4-Leg Base Without Arms Seat - Upholstered Back - Wood	KPSQ-04 	19	850	926	1000	1075	1152		
	4-Leg Base Without Arms Seat - Wood Back - Wood	KPSQ-07 	19						982	

Stacking

Refer to page 178.

COM Yardage

Refer to page 185.


To Order, Specify...

- 1 Model Number
- 2 Frame Color
- 3 Wood Finish
- 4 Upholstery Selection
- 5 Frame Options



Questions?

800 876 2120

Style	Description	Model #	Product Wt	material >	Fabric	Fabric	Fabric	Fabric	Fabric	Wood
				grade >	Grade 2 or COM	Grade 3	Grade 4	Grade 5	Grade 6	
 <p>KPASQ-05</p>	4-Leg Base With Arms Seat - Upholstered Back - Upholstered Armcaps - None	KPASQ-01	20	808	902	994	1088	1181		
	4-Leg Base With Arms Seat - Upholstered Back - Upholstered Armcaps - Uph	KPASQ-02	20	921	1036	1149	1262	1374		
	4-Leg Base With Arms Seat - Upholstered Back - Upholstered Armcaps - Wood	KPASQ-03	20	1035	1125	1218	1312	1408		
	4-Leg Base With Arms Seat - Upholstered Back - Wood Armcaps - None	KPASQ-04	20	921	997	1073	1149	1221		
	4-Leg Base With Arms Seat - Upholstered Back - Wood Armcaps - Uph	KPASQ-05	20	1038	1128	1221	1315	1411		
	4-Leg Base With Arms Seat - Upholstered Back - Wood Armcaps - Wood	KPASQ-06	20	1149	1221	1299	1374	1449		
	4-Leg Base With Arms Seat - Wood Back - Wood Armcaps - None	KPASQ-07	20							1053
	4-Leg Base With Arms Seat - Wood Back - Wood Armcaps - Wood	KPASQ-08	20							1279

Standard Kompis
armcap is 13"

Stacking
Refer to page 178.

COM Yardage
Refer to page 185.

Finish Options	Price	Frame Options	Code	Price	Accessories	Code	Price
Chrome	\$ 165	Hard Surface Glides - Nylon (set of 4).....	GLD32	\$ 23	Chair Trolley - Kompis.....	ACTCO	\$ 717
Nickel.....	\$ 223	Hard Surface Glides - Felt (set of 4).....	GLD33	\$ 23	Chair Link - Kompis.....	ACLCO	\$ 35
Powder Coat - Standard.....	n/c	Casters - Single Wheel Soft Wheel (set of 4)...	CAS33	\$ 191			
Powder Coat - Premium	\$ 165	Casters, Dual Wheel Black Nylon			Custom Charges		
		Hard Wheel (set of 4).....	CAS54	\$ 171	Powder Coat Alternative (per color)	OPA	call
		Casters - Dual Wheel Black Nylon			Stain Finish Match (per finish).....	OSM	\$ 996
		Soft Wheel (set of 4).....	CAS56	\$ 171			

Kompis
Square Back Chair
Arm



VERSTEEL

Questions?

800 876 2120

Quickship Program Product

				material > grade >	Fabric Grade 2 or COM	Fabric Grade 3	Fabric Grade 4	Fabric Grade 5	Fabric Grade 6	Wood
Style	Description	Model #	Product Wt							
 KPASQ-05	4-Leg Base With Arms Seat - Upholstered Back - Upholstered Armcaps - Urethane	KPASQ-09	20	921	1036	1149	1262	1374		
		=OS								
	4-Leg Base With Arms Seat - Upholstered Back - Wood Armcaps - Urethane	KPASQ-10	20	1038	1128	1221	1315	1411		
		=OS								

Standard Kompis
armcap is 13"

Stacking
Refer to page 178.

COM Yardage
Refer to page 185.



To Order, Specify...

- ① Model Number
- ② Frame Color
- ③ Wood Finish
- ④ Upholstery Selection
- ⑤ Frame Options



Questions?

800 876 2120

Style	Description	Model #	Product Wt	material >	Fabric	Fabric	Fabric	Fabric	Fabric	Wood
				grade >	Grade 2	Grade 3	Grade 4	Grade 5	Grade 6	
				or.COM						
 <p>Flip-Up Tablet Arm Right</p> <p>KPSQ-04TBR Tablet material is 3/4" Black Thermofoil with a Black Thermofoil edge.</p>	4-Leg Base Tablet Arm Right Seat - Upholstered Back - Upholstered	KPSQ-01TBR	22	968	1063	1155	1251	1341		
	4-Leg Base Tablet Arm Right Seat - Upholstered Back - Wood	KPSQ-04TBR	22	1084	1158	1235	1309	1386		
	4-Leg Base Tablet Arm Right Seat - Wood Back - Wood	KPSQ-07TBR	22							1215
 <p>Flip-Up Tablet Arm Left</p> <p>KPSQ-04TBL Tablet material is 3/4" Black Thermofoil with a Black Thermofoil edge.</p>	4-Leg Base Tablet Arm Left Seat - Upholstered Back - Upholstered	KPSQ-01TBL	22	968	1063	1155	1251	1341		
	4-Leg Base Tablet Arm Left Seat - Upholstered Back - Wood	KPSQ-04TBL	22	1084	1158	1235	1309	1386		
	4-Leg Base Tablet Arm Left Seat - Wood Back - Wood	KPSQ-07TBL	22							1215

Stacking
Refer to page 178.

COM Yardage
Refer to page 185.

Finish Options	Price	Frame Options	Code	Price	Accessories	Code	Price
Chrome	\$ 165	Hard Surface Glides - Nylon (set of 4).....	GLD32	\$ 23	Chair Trolley - Kompis.....	ACTCO	\$ 717
Nickel.....	\$ 223	Hard Surface Glides - Felt (set of 4).....	GLD33	\$ 23	Chair Link - Kompis.....	ACLCO	\$ 35
Powder Coat - Standard.....	n/c	Casters - Single Wheel Soft Wheel (set of 4)...	CAS33	\$ 191			
Powder Coat - Premium	\$ 165	Casters, Dual Wheel Black Nylon			Custom Charges		
		Hard Wheel (set of 4).....	CAS54	\$ 171	Powder Coat Alternative (per color)	OPA	call
		Casters - Dual Wheel Black Nylon			Stain Finish Match (per finish).....	OSM	\$ 996
		Soft Wheel (set of 4).....	CAS56	\$ 171			

Kompis









Square Back Stool - 24" + 29"
Armless



VERSTEEL

Questions?

800 876 2120

		material > grade >	Fabric Grade 2 or COM	Fabric Grade 3	Fabric Grade 4	Fabric Grade 5	Fabric Grade 6	Wood
Style	Description	Model #	Product Wt					
 KPSQ-04S24	4-Leg Base 24" Seat Height Without Arms Seat - Upholstered Back - Upholstered	KPSQ-01S24	20	1009	1101	1192	1288	1381
								
	4-Leg Base 24" Seat Height Without Arms Seat - Upholstered Back - Wood	KPSQ-04S24	20	1122	1195	1271	1348	1422
								
	4-Leg Base 24" Seat Height Without Arms Seat - Wood Back - Wood	KPSQ-07S24	20					1255
								
 KPSQ-04S29	4-Leg Base 29" Seat Height Without Arms Seat - Upholstered Back - Upholstered	KPSQ-01S29	21	1009	1101	1192	1288	1381
								
	4-Leg Base 29" Seat Height Without Arms Seat - Upholstered Back - Wood	KPSQ-04S29	21	1122	1195	1271	1348	1422
								
	4-Leg Base 29" Seat Height Without Arms Seat - Wood Back - Wood	KPSQ-07S29	21					1255
								

33" - 38" table heights
are recommended for
use with 24" stool

38" - 42" table heights
are recommended for
use with 29" stool

Stacking

Refer to page 178.

COM Yardage


Refer to page 185.

To Order, Specify...

- ① Model Number
- ② Frame Color
- ③ Wood Finish
- ④ Upholstery Selection
- ⑤ Frame Options



Questions?
800 876 2120

Style	Description	Model #	Product Wt	material >	Fabric	Fabric	Fabric	Fabric	Fabric	Wood
				grade >	Grade 2 or COM	Grade 3	Grade 4	Grade 5	Grade 6	
 <p>KPASQ-05S24</p>	4-Leg Base 24" Seat Height With Arms Seat - Upholstered Back - Upholstered Armcaps - None	KPASQ-01S24	22		1076	1173	1264	1358	1452	
	4-Leg Base 24" Seat Height With Arms Seat - Upholstered Back - Upholstered Armcaps - Uph	KPASQ-02S24	22		1191	1306	1419	1531	1644	
	4-Leg Base 24" Seat Height With Arms Seat - Upholstered Back - Upholstered Armcaps - Wood	KPASQ-03S24	22		1304	1397	1490	1583	1679	
	4-Leg Base 24" Seat Height With Arms Seat - Upholstered Back - Wood Armcaps - None	KPASQ-04S24	22		1191	1267	1344	1419	1493	
	4-Leg Base 24" Seat Height With Arms Seat - Upholstered Back - Wood Armcaps - Uph	KPASQ-05S24	22		1309	1403	1499	1589	1684	
	4-Leg Base 24" Seat Height With Arms Seat - Upholstered Back - Wood Armcaps - Wood	KPASQ-06S24	22		1422	1500	1573	1647	1724	
	4-Leg Base 24" Seat Height With Arms Seat - Wood Back - Wood Armcaps - None	KPASQ-07S24	22							1326
	4-Leg Base 24" Seat Height With Arms Seat - Wood Back - Wood Armcaps - Wood	KPASQ-08S24	22							1551

Standard Kompis
armcap is 13"
33"- 38" table heights
are recommended for
use with 24" stool

Stacking
Refer to page 178.

COM Yardage
Refer to page 185.

Finish Options	Price	Frame Options	Code	Price	Accessories	Code	Price
Chrome	\$ 165	Hard Surface Glides - Nylon (set of 4).....	GLD32	\$ 23	Chair Trolley - Kompis.....	ACTCO	\$ 717
Nickel.....	\$ 223	Hard Surface Glides - Felt (set of 4).....	GLD33	\$ 23	Chair Link - Kompis.....	ACLCO	\$ 35
Powder Coat - Standard.....	n/c						
Powder Coat - Premium	\$ 165				Custom Charges		
					Powder Coat Alternative (per color)	OPA	call
					Stain Finish Match (per finish).....	OSM	\$ 996




Kompis
Square Back Stool - 24"
Arm



VERSTEEL

Questions?

800 876 2120

				material > grade >	Fabric Grade 2 or COM	Fabric Grade 3	Fabric Grade 4	Fabric Grade 5	Fabric Grade 6	Wood
Style	Description	Model #	Product Wt							
 <p>KPASQ-05S24</p>	<p>Arm</p> <p>4-Leg Base 24" Seat Height With Arms Seat - Upholstered Back - Upholstered Armcaps - Urethane</p>	<p>KPASQ-09S24</p> 	22	1191	1306	1419	1531	1644		
		<p>KPASQ-10S24</p> 	22	1309	1403	1499	1589	1684		

Standard Kompis
armcap is 13"
33"- 38" table heights
are recommended for
use with 24" stool

Stacking
Refer to page 178.


COM Yardage
Refer to page 185.

To Order, Specify...

- ① Model Number
- ② Frame Color
- ③ Wood Finish
- ④ Upholstery Selection
- ⑤ Frame Options



Questions?
800 876 2120

Style	Description	Model #	Product Wt	material >	Fabric	Fabric	Fabric	Fabric	Fabric	Wood
				grade >	Grade 2 or COM	Grade 3	Grade 4	Grade 5	Grade 6	
 <p>KPASQ-05S29</p>	4-Leg Base 29" Seat Height With Arms Seat - Upholstered Back - Upholstered Armcaps - None	KPASQ-01S29	23		1076	1173	1264	1358	1452	
	4-Leg Base 29" Seat Height With Arms Seat - Upholstered Back - Upholstered Armcaps - Uph	KPASQ-02S29	23		1191	1306	1419	1531	1644	
	4-Leg Base 29" Seat Height With Arms Seat - Upholstered Back - Upholstered Armcaps - Wood	KPASQ-03S29	23		1304	1397	1490	1583	1679	
	4-Leg Base 29" Seat Height With Arms Seat - Upholstered Back - Wood Armcaps - None	KPASQ-04S29	23		1191	1267	1344	1419	1493	
	4-Leg Base 29" Seat Height With Arms Seat - Upholstered Back - Wood Armcaps - Uph	KPASQ-05S29	23		1309	1403	1499	1589	1684	
	4-Leg Base 29" Seat Height With Arms Seat - Upholstered Back - Wood Armcaps - Wood	KPASQ-06S29	23		1422	1500	1573	1647	1724	
	4-Leg Base 29" Seat Height With Arms Seat - Wood Back - Wood Armcaps - None	KPASQ-07S29	23							1326
	4-Leg Base 29" Seat Height With Arms Seat - Wood Back - Wood Armcaps - Wood	KPASQ-08S29	23							1551

Standard Kompis armcap is 13"
38"- 42" table heights are recommended for use with 29" stool

Stacking
Refer to page 178.

COM Yardage
Refer to page 185.

Finish Options	Price	Frame Options	Code	Price	Accessories	Code	Price
Chrome	\$ 165	Hard Surface Glides - Nylon (set of 4).....	GLD32	\$ 23	Chair Link - Kompis.....	ACLCO	\$ 35
Nickel.....	\$ 223	Hard Surface Glides - Felt (set of 4).....	GLD33	\$ 23			
Powder Coat - Standard.....	n/c				Custom Charges		
Powder Coat - Premium	\$ 165				Powder Coat Alternative (per color)	OPA	call
					Stain Finish Match (per finish).....	OSM	\$ 996



Kompis
Square Back Stool - 29"
Arm



VERSTEEL

Questions?

800 876 2120

				material > grade >	Fabric Grade 2 or COM	Fabric Grade 3	Fabric Grade 4	Fabric Grade 5	Fabric Grade 6	Wood
Style	Description	Model #	Product Wt							
 KPASQ-05S29	4-Leg Base 29" Seat Height With Arms Seat - Upholstered Back - Upholstered Armcaps - Urethane	KPASQ-09S29	23	1191	1306	1419	1531	1644		
		4-Leg Base 29" Seat Height With Arms Seat - Upholstered Back - Wood Armcaps - Urethane	KPASQ-10S29	23	1309	1403	1499	1589	1684	

Standard Kompis
armcap is 13"
38" - 42" table heights
are recommended for
use with 29" stool


Stacking
Refer to page 178.

COM Yardage
Refer to page 185.

<p>Finish Options</p> <p>Chrome \$ 165 Nickel \$ 223 Powder Coat - Standard n/c Powder Coat - Premium \$ 165</p>	<p>Frame Options</p> <p>Hard Surface Glides - Nylon (set of 4) GLD32 \$ 23 Hard Surface Glides - Felt (set of 4) GLD33 \$ 23</p>	<p>Accessories</p> <p>Chair Link - Kompis ACLCO \$ 35</p>	<p>Custom Charges</p> <p>Powder Coat Alternative (per color) OPA Stain Finish Match (per finish) OSM \$ 996</p>
--	--	--	---



Questions?
800 876 2120

		material > grade >	Fabric Grade 2 or COM	Fabric Grade 3	Fabric Grade 4	Fabric Grade 5	Fabric Grade 6	Wood
Style	Description	Model #	Product Wt					
 KPASQ-02X26	4-Leg Base, 26" w With Arms Seat - Upholstered Back - Upholstered Armcaps - Upholstered	KPASQ-02X26	35	1963	2153	2340	2530	2715
	4-Leg Base, 30" w With Arms Seat - Upholstered Back - Upholstered Armcaps - Upholstered	KPASQ-02X30	42	2015	2202	2389	2581	2768
	4-Leg Base, 42" w With Arms Seat - Upholstered Back - Upholstered Armcaps - Upholstered	KPASQ-02X42	55	2066	2253	2440	2629	2820

Standard Kompis
armcap is 13"

Stacking
Refer to page 178.

COM Yardage
Refer to page 185.

Finish Options	Price
Chrome	\$ 327
Nickel	\$ 388
APPLIES TO KOMPIS X ONLY	
Powder Coat - Standard	n/c
Powder Coat - Premium	\$ 165

Custom Charges	Code	Price
Powder Coat Alternative (per color)	OPA	call



Specifications

Available in Polished Aluminum or any standard powder coat finish, OH! legs, back supports and connectors are one piece cast aluminum, polished to a high-gloss sheen. Seats are machined 1" plywood with a multi-layered construction high density polyurethane molded foam cushion. Backs are molded .75" plywood with a multi-layered construction high density polyurethane foam cushion. Seats and backs are top stitched with single side seams. Laminate or veneer table top surfaces are 1" particle board, Corian® table tops are 1" thick.

NOTE TRANSPARENT POWDER COAT FINISHES ARE NOT AVAILABLE

Features

Since there is no contact between upholstered surfaces, OH! is very easy to clean and more hygienic. The 24" diameter seats appeal to multiple sitting styles and body shapes. Modular construction allows for unlimited configuration options. Under mount power option is available in addition to integrated wire management across the connector.

Laminate and Veneer, Standard Core Construction

The standard top construction consists of 45-50 lb particleboard, surfaced with a high pressure laminate or veneer face. A backer sheet is laminated to the under side of the top. Tops are shipped predrilled for field installation of bases and accessories.

Corian® Construction

Tops are 1" thick Corian® fabricated by bonding two .5" thick sheets together and machining them to size. The underside is bored to allow pressing in metal screw inserts for field installation of the legs and/or connectors.

PVC Flat Edge



Edge of 2mm PVC hot melt banded to the 1" top with ¼" radius at the top and bottom.

Offered in twenty-one (21) standard colors.

Wood Flat Edge



Wood banding hot melt banded to the 1" top with ⅛" radius at the top and bottom.

Offered in Ash, Cherry, Maple or Walnut materials.

Corian® Eased Square Edge



A traditional 1" flat edge with a small radius where horizontal surfaces meet vertical for comfort and a softened aesthetic.

Offered in twelve (12) standard colors.

Quickship Program

Available for select products in the Companion series, see pricing pages.

The Versteel Quickship Program consists of up to 50 tables, 25 tables with modesty panels or 100 chairs in 10 working days from time of order (received by 12pm EST). Orders must be accompanied by final material and finish specifications for order entry. They must be clearly marked “Quickship” and consist of products from the program. Quickship orders cannot be changed or cancelled, and credit approval must be acquired within 24 hours.

For additional information see Versteel.com.

Shipping Schedule

Upholstered Items	4-5 WEEKS
Laminate, PVC Edge	4-5 WEEKS
Laminate, Wood Edge	4-5 WEEKS
Veneer, Wood Edge	6-8 WEEKS
Quickship Products	10 WORKING DAYS

Contact Versteel Customer Service for special lead time requests.

NOTE ORDERS WITH COM UPHOLSTERY WILL BE SCHEDULED UPON RECEIPT OF COM UPHOLSTERY YARDAGE

NOTE OH! SHIPS DISASSEMBLED AND REQUIRES ASSEMBLY

BIFMA

All Versteel products are constructed to pass the relevant ANSI/BIFMA standards. For more detailed specifications by series and base style, contact Versteel Customer Service at 800.876.2120.

Additional information regarding warranty, terms and conditions, shipping, care and maintenance, etc. can be found in the All Seating price list.

Standard Versteel Upholstery

Standard Versteel Upholstery offers a range of materials, from fabrics in a variety of colors and textures to vinyl for soil resistance. Please refer to Versteel's fabric cards or the "Materials + Finishes" section of our website for reference information.

Grade-In Upholstery

Versteel has coordinated with upholstery manufacturers to simplify your order process. Many of the manufacturers' offerings have been pre-approved for application on Versteel Seating.

Contact Versteel Customer Service with your selected fabric choice to be graded in. They will supply you with the appropriate grade-in designator. On your purchase order, complete the information with the pattern name, color description and grade-in designator, and Versteel will take it from there.

Customer's Own Material

Customer's Own Materials (COM's) are not an issue on OH!. Many COM's are pre-approved for application on Versteel Seating. Call Versteel Customer Service with your COM selection to determine if it has been pre-approved. If your selection has not been pre-approved, reference the "Receiving COM Approval" section below.

Receiving COM Approval

Not all materials are suitable for upholstery on OH!. A 12" X 12" memo sample must be supplied for approval before a COM material is accepted for an order. If the material is directional in pattern or weave, the pattern repeat (in inches) in both directions or the weave direction must be supplied.

Excess COM

Versteel will not store excess COM for more than 30 days after the order has been completed. If excess material is to be returned after order completion, send the request to Versteel Customer Service prior to acknowledge ship date. It is the customer's responsibility to arrange for the return of the material "freight collect."

Seat Accent Fabric

The OH! seat band may be specified in a different fabric than the rest of the unit. Specify and add \$372.00 list per unit.
Seat Accent Fabric**.SAF**

COM Requiring Application Test

If an application test is required for your selected COM, send test sample material along with the following:

- Name and return address
- Chair model selected
- Sketch showing special requirements for the positioning of the material's pattern on the chair seat and chair back, if special considerations are required.

Ship COM to:

Versteel
2332 Cathy Lane
Jasper, IN 47546

COM must be shipped to the factory with transportation costs "prepaid." If material is considered defective or unusable, it will be returned "transportation collect."

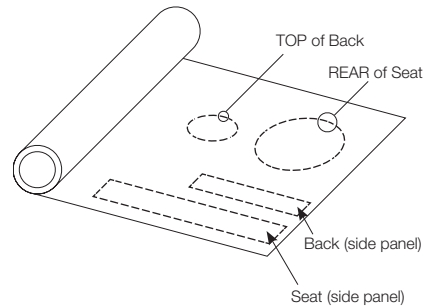
For standard lead time orders, tag fabric with purchase order number and identify with project number if possible.

Application of Directional Fabrics

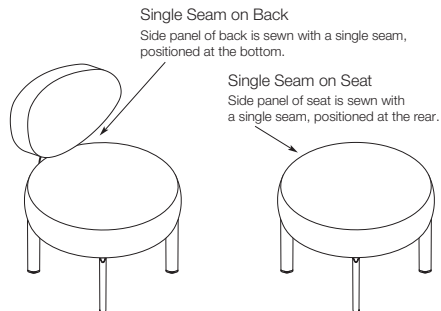
Due to the upholstering process, some fabrics not considered directional by the supplier may be considered directional by Versteel.

All COM's for OH! are railroaded unless otherwise directed by the customer (see illustration below).

EXAMPLE PATTERN CUT RAILOADED



If special cutting or upholstery application is required, you must indicate requirement at time of order entry.



OH! COM Yardage Requirements

COM yardage requirements are calculated based on a material width of 54" and a repeat of 2" or less. For material less than 54" wide, contact Versteel for yardage requirements. Use the chart below as a guide to calculate your COM yardage. For quantities greater than 10, contact Versteel Customer Service for calculation of COM yardage by chair model.

NOTE THIS CHART IS NOT APPLICABLE FOR MULTIPLE FABRICS ON ONE UNIT. CONTACT VERSTEEL CUSTOMER SERVICE FOR YARDAGE REQUIREMENTS WHEN SPECIFYING MULTIPLE FABRICS.

Quantity of Units	1	2	3	4	5	6	7	8	9	10
Freestanding (without back)										
OH24	2.5	2.5	3.0	3.0	4.0	5.5	5.5	6.5	7.5	8.0
OH245I	2.5	3.0	5.5	6.5	8.0	8.0	10.5	13.0	14.0	14.5
OH2478	3.0	5.5	7.5	8.0	10.5	14.0	14.5	16.5	20.0	20.5
Freestanding (with back)										
OH24B	3.0	4.5	5.0	8.0	8.5	11.0	12.5	16.0	18.5	20.0
OH245B	3.0	8.0	11.0	16.0	20.0	22.0	24.0	27.0	31.5	33.0
OH2478B	5.5	11.0	18.5	22.0	26.0	31.5	35.0	38.0	43.0	48.0
Freestanding Ottoman										
OH36O	2.5	3.5	4.5	5.5	8.0					
OH48O	3.0	5.0	7.5	9.0	12.0					
Configurable (without back)										
OH24ER	2.5	2.5	3.0	3.0	4.0	5.5	5.5	6.5	7.5	8.0
OH24EL	2.5	2.5	3.0	3.0	4.0	5.5	5.5	6.5	7.5	8.0
OH24LR	2.5	2.5	3.0	3.0	4.0	5.5	5.5	6.5	7.5	8.0
OH24LL	2.5	2.5	3.0	3.0	4.0	5.5	5.5	6.5	7.5	8.0
OH24LD	2.5	2.5	3.0	3.0	4.0	5.5	5.5	6.5	7.5	8.0
Configurable (with back)										
OH24ERB	3.0	4.5	5.0	8.0	8.5	11.0	12.5	16.0	18.5	20.0
OH24ELB	3.0	4.5	5.0	8.0	8.5	11.0	12.5	16.0	18.5	20.0
OH24LRB	3.0	4.5	5.0	8.0	8.5	11.0	12.5	16.0	18.5	20.0
OH24LLB	3.0	4.5	5.0	8.0	8.5	11.0	12.5	16.0	18.5	20.0
OH24LDB	3.0	4.5	5.0	8.0	8.5	11.0	12.5	16.0	18.5	20.0

Patterned COM Additional Yardage Guide

Use the guide below to aid in ordering the appropriate COM fabric when needing to match a pattern with a repeat. To use this guide, add the vertical and horizontal repeats together (e.g. a 5" vertical repeat plus an 11" horizontal repeat gives a 16" total). Then find the appropriate entry on the chart, and increase the yardage estimate by the percentage indicated.

For example: The yardage estimate is 8 yards of 54" wide fabric and the pattern has a repeat of 11" horizontal and 5" vertical. Add up the repeats (11" + 5" = 16") and find the appropriate entry - 15% in this example. Fifteen percent more fabric is required to match the pattern. 8 yards plus an extra 15% is 9.2 yards.

Decorative Patterns

Yardage requirements are greatly affected by the size of the repeat and the print or pattern of the material. Versteel cuts all seating patterns with aesthetic concerns in mind for high quality and consistency. Refer to the COM listing for the yardage required for pattern repeat.

Repeats and Striped Fabrics

The geometry of curved products prevents repeats and stripes from matching at the seams.

NOTE CALIFORNIA TECHNICAL BULLETIN 133 (CAL 133) COMPLIANCE HAS BEEN ESTABLISHED THROUGH THIRD-PARTY TESTING OF THE PRODUCTS. ALL CHAIRS THAT MEET CAL 133 STANDARDS WILL HAVE A LABEL ATTACHED TO THE UNDERSIDE OF THE SEAT TO MAINTAIN COMPLIANCE, THE LABEL MUST NOT BE REMOVED FROM THE PRODUCT.

Fabric Width	Plain Fabric	3" - 14" Repeat	15" - 19" Repeat	20" - 27" Repeat	28" - 36" Repeat	37" - 45" Repeat	46" - 54" Repeat
54"	0%	10%	15%	20%	25%	30%	35%
50" - 52"	10%	20%	25%	30%	35%	40%	45%

Configure

Utilizing basic components (a single leg, seat, back and connector) of polished, cast aluminum, OH! is simplistic in its approach to modularity. Legs are positioned for strength and stability while connectors are used to organize the seats into configurations. By using the connector, a set distance is established between individual seats to create personal space. Plush seats, along with a curved ergonomic back option, allow users to position their bodies without interfering with their neighbors. This ensures that everyone can find their own comfort solution. Seats are generously sized and proportioned.

Because the circle is the basis for the seating series it is possible to create an infinite number of configurations, as the designer is no longer bound by a corner. Typical OH! configurations include L, T, X and Y as well as unlimited numbers of runs, arcs and serpentine.

The use of the circle eliminates any sidedness to backless configurations. The addition of a back can be used to guide users to approach sides.

Tables

Tables can be inserted at any point of any configuration for optimum flexibility.

Upholstery

Upholstery may be specified in monochromatic (single textile choice) or contrasting applications (different textiles on different parts). No contact between upholstery surfaces makes for an easy to clean and more hygienic product.

**Power**


The Twine corded system offers mounted, and below-surface power and USB to multiple users in a range of settings. With just one infeed, this system can power up to six (6) Mini-Tap units.

Mini-Tap power can be added to any seat as an undermount option, or to any 24" diameter table as an integrated or undermount option.

Wires seamlessly run between seats via a concealed channel located on the underside of the connector.

Additional power and data can be added to any seat as an undermount option, or any table as an integrated or undermount option.





A. 15-Degree Arc B. 7.5-Degree Arc C. Combination Arc Serpentine

Large Configurations

Versteel will help with your configuration if you have concerns. Simply call Customer Service and provide the dimensions of your space and the type of configuration you desire. Like any other space planning, it is helpful to know where the power and data sources are, as well as windows, doors, any other obstructions and proposed traffic patterns.

All configurations are priced with powder coat frames and Grade 2/COM fabric. Tops are priced with standard laminate and PVC edges.

**L Configuration**

- (1) OH18RDER
- (2) OH24LRB
- (1) OH18RDLD
- (2) OH24LLB
- (1) OH18RDEL

Total List: \$8,498

**Serpentine Configuration**

- (1) OH24ER
- (1) OH24LLB
- (1) OH18RDLD
- (2) OH24LLB
- (1) OH18RDLL
- (1) OH24LL
- (1) OH18RDEL

Total List: \$8,692

Large Configurations



X Configuration

- (2) OH18RDER
- (3) OH24LL
- (1) OH18RDLD
- (3) OH24LR
- (2) OH18RDEL
- (2) OH24LD

Total List: \$10,890



T Configuration

- (1) OH18RDER
- (2) OH24LRB
- (1) OH18RDLD
- (2) OH24LLB
- (1) OH18RDEL
- (1) OH24LD
- (1) OH24ER

Total List: \$10,352



Y Configuration

- (1) OH24ERB
- (1) OH24LDB
- (1) OH18RDER
- (2) OH24LL
- (1) OH18RDLD
- (1) OH24LLB
- (1) OH24ELB

Total List: \$9,571

To Order, Specify...

- 1 Model Number
- 2 Frame Color
- 3 Upholstery Selection
- 4 Additional Options



An **OH2451B** is an OH! series, two seat with backs.

The codes **PALY / FTH Alabaster** specify Alloy legs and Grade 2 Theory Alabaster upholstery.

Model Number OH2451B

Orders may be sent via
Mailing Address

Versteel
 2332 Cathy Lane
 Jasper, IN 47546

Contact Versteel

Email contact@versteel.com
Phone 800 876 2120
 812 634 2120
Fax 812 482 9318

Powder Coat Finishes

All powder coat finishes in the Versteel offering have been formulated with the use of epoxy, polyester or epoxy and polyester blends to maximize the finish durability.

Powder Coat – Standard	n/c
Powder Coat – Premium.\$165 per chair

OH! Powder Coat Colors

Alloy.PALY	NavyPNAV
AmethystPAME	Nimbus.PNIM
Anthracite.PANT	NutmegPNUT
Black Anodized.PBLA	PearlPPEA
BronzePBRO	PebblePPEB
CalypsoPCAL	PlatinumPPLA
Carbon.PCAR	Poppy.PPOP
ChampagnePCHA	RoyalPROY
CoconutPCOC	SeasidePSEA
CrimsonPCRI	ShipyardsPSHI
Daffodil.PDAF	SilverPSIL
Ebony.PEBO	SnowPSNO
Forest.PFOR	StonePSTO
FossilPFOS	Storm.PSTM
GraphitePGRA	Terra CottaPTEC
HopePHOP	WhisperPWHI
Kelly GreenPKEG	White LinenPWHL
Mica.PMIC	Powder Coat Alternative .	.OPA
MintPMNT		

Premium Powder Coats (indicated by P)

Versteel’s premium process uses specially formulated powder coats for a truly unique color palette.

Polished Aluminum

One piece cast aluminum legs, back supports and connectors are polished to a high gloss sheen.

Polished Aluminum.APOL
----------------------------	-------

NOTE POLISHED ALUMINUM IS NOT AVAILABLE ON THE PULL UP TABLE

Chrome (available on Pull Up Table only)

Versteel applies a deep luster nickel chrome plated finish.

Chrome is the most durable finish available. Specify and add \$228 list each.

ChromeECHR
------------------	-------

Laminates

Versteel’s standard offering of laminates includes over 900 laminates from Formica, Nevamar, Pionite and Wilsonart.

Laminate manufacturers change standard offerings frequently, making it possible a standard product can become unavailable. Versteel cannot be responsible for any inconvenience this may cause.

PVC Edges

OH! laminate table edges are available with a PVC Edge.

- PVC provides hot melt application in a continuous band around the surface.

OH! PVC Edge Colors

Absolute AcajouCABA	Nimbus.CNIM
Alloy.CALY	PearlCPEA
Carbon.CCAR	Platinum.CPLA
ChampagneCCHA	Pralines & CreamCPRC
CoconutCCOC	ShadowCSHA
Ebony.CEBO	SnowCSNO
Florence WalnutCFLW	StoneCSTO
FossilCFOS	Storm.CSTM
GraphiteCGRA	WhisperCWHI
Grey.CGRE	White LinenCWHL
Kensington Maple.CKEM		

Veneer & Wood Finish

OH! tables are available with standard Ash, Cherry, Maple and Walnut veneers.

OH! Veneer Species

AshAP01	Maple.MP01
CherryCP01	WalnutWP01

Veneer Finish

Ash

Beach.VBEA	FogVFOG
Chestnut.VCHE	PebbleVPEB
DriftVDRI	WhisperVWHI
FawnVFAW		

Cherry

Blossom CherryVBLC	Java Cherry.VJAC
Cordovan CherryVCNC	Millwork Cherry.VMWC
Golden CherryVGNC		

Maple

Caramel MapleVCMM	Sugar MapleVSUM
Solar Maple.VSLM		

Walnut

Brighton WalnutVBRW	Natural Walnut.VNAW
Espresso Walnut.VESW		

NOTE WOOD BANDING IS A MULTI-PLY MAPLE WOOD BAND

Corian®

Corian® is an advanced composite product used as an architectural and design material in a variety of residential and commercial applications.

OH! Corian® Colors

Antarctica	NART	LinenNLIN
Bisque	NBIS	MatterhornNMTH
Designer White.	NDEW	Pearl GrayNPLG
Elegant Gray	NELG	Silver GrayNSLG
Glacier White.NGLW	VanillaNVAN

Alternative Corian® colors may be specified. Contact Customer Service for quote.

Finish Reference & Samples

For finish color reference, please refer to our website. Contact Versteel Customer Service to receive actual color samples for color matches and final color approval.

Powder Coat Alternative

Call for quotation

Specify code *OPA* (Powder Coat Alternative), add cost from Versteel quotation

Powder Coat Alternative is available from Versteel. The entire RAL color reference along with hundreds of other color and finishes are available.

For Powder Coat Alternative matching, you must supply a color reference sample, or an RAL number. Versteel will review the sample for possible existing colors available and send a sample for customer approval. If no color match exists a custom match can be developed. Call Versteel Customer Service for associated upcharges on custom color development.

NOTE CUSTOM COLOR MATCHING APPROVALS MAY AFFECT STANDARD PRODUCTION SCHEDULES

Special Laminate

Call for quotation

Specify code *TSP* (Special Laminate), indicate the quoted charges per table

Special laminates and patterns can be specified as an option. To specify, contact Versteel for availability and pricing.

NOTE LAMINATES IN STANDARD COLORS AND TEXTURES FROM FORMICA, NEVAMAR, PIONITE AND WILSONART ARE STANDARD

CAUTION LAMINATE MANUFACTURERS CHANGE STANDARD OFFERINGS FREQUENTLY, AND IT IS POSSIBLE THAT A STANDARD PRODUCT CAN BECOME UNAVAILABLE. VERSTEEL CANNOT BE RESPONSIBLE FOR ANY INCONVENIENCE THIS MAY CAUSE.

Custom PVC Color Match

Call for quotation / one time charge per color, per order

Specify code *OCF* (Custom PVC Color Match), add cost from Versteel quotation

PVC Color Match can be the selection of a color that is available from a Versteel supplier or a new custom color developed for the order. Minimum footage requirements mean that the amount of material needed for your order will effect the cost.

For PVC Color Matching you must supply a color reference sample. Versteel will review the sample for possible existing colors available and send a sample for customer approval. If no color match exists, a custom match will be developed and sampled for customer approval before a production schedule is established.

NOTE CUSTOM COLOR MATCHING APPROVALS MAY AFFECT STANDARD PRODUCTION SCHEDULES

Stain Finish Match

\$996 / one time charge per finish, per order

Specify code *OSM* (Stain Finish Match), add \$996.00 list per finish, per order

Alternative Stain Finishes are available for veneer and wood edged tops.

For Stain Finish Matching you must supply two 4" x 4" finish color and grain reference samples. An expertly finish matched sample will be provided for customer approval.

NOTE CUSTOM COLOR MATCHING APPROVALS MAY AFFECT STANDARD PRODUCTION SCHEDULES

Veneer or Wood Edge Alternatives

For veneer or wood edge requirements other than our standard plain sliced Ash, Cherry, Maple or Walnut, contact Versteel Customer Service with the specifications of the materials you would like to specify.

NOTE VENEER OR WOOD EDGE ALTERNATIVES APPROVAL MAY AFFECT STANDARD PRODUCTION SCHEDULES

Wood Finish Alternatives

Versteel finish has a natural grain fill level finish appearance, contact Versteel Customer Service for alternative fill levels. Coarse grain will require additional application steps for a full-fill grain appearance and will require a quote.

NOTE WOOD FINISH ALTERNATIVE APPROVAL MAY AFFECT STANDARD PRODUCTION SCHEDULES

Table Top Alternatives

Table tops can be produced in alternative top material if desired. Contact Versteel Customer Service for pricing and availability.

Alternate Core Construction

Alternate core constructions are available, including medium density fiberboard (MDF), honeycomb cores and cores that contain no urea formaldehyde. Contact Versteel Customer Service for pricing and availability

A la Carte Connector

When your configuration requires an additional connector it can be ordered by specifying model number [OHAC19CTR](#)

[OHAC19CTR](#) \$113

Versteel recommends either the Garcia or Mini-Tap for the freestanding OH! units. Other under mount units may be specified. Contact Versteel Customer Service with questions.

The recommended location of the under mount power unit is on the lower right side as seated. Refer to diagram below. Electrical unit is shipped uninstalled and may be placed in alternate locations.



Electrical location

Garcia

Low-profile, low-voltage Garcia mounts under the seat providing power for tablets, cell phones and more.



SPECIFICATIONS (per unit)

- Two (2), 2.1 Amp USB ports
- LED charging indicator lights
- 72" power supply cored with a barrel connector

Model	Description	
GRC-IP2U	Two (2) USB Ports	\$ 411 list

Unit Color

BB	Black with Black Mounting Bracket	n/c
WW	White with White Mounting Bracket	n/c

Model Example: GRC-IP2U-BB

Mini-Tap (per unit)

Mini-Tap provides 2 outlets that can be mounted, with key slots, so as to put power near the edge of the seat. Mini-Tap is black.



SPECIFICATIONS

- Two (2) Simplexes
- Available with spill-proof Simplexes

Model	Description	
MTP-IP2X	Two (2) power	\$ 149 list
MTP-IP2U	One (1) power and one (1) dual port USB charger	\$ 383 list

Cord Length

72	72" cord length, black	n/c
120	120" cord length, black	\$ 21 list

Model Example: MTP-IP2X-72

Utilizing the Twine corded system up to six (6) power accessories can be sequenced with one infeed cord. Refer to diagrams and ordering information below.

NOTE: Additional configurations are available. Contact Versteel Customer Service with questions.

SPECIFICATIONS

- Finish: Black plastic
- Power & USB
- Up to 8 power outlets with multiple USB ports
- 6' power infeed cord



Above diagram shows the recommended location of sequenced under mount power units. Electrical units are shipped uninstalled and may be placed in alternate locations.

Garcia (USB only)

Model	Description	
OHGA51	Two (2) USB ports (per unit)	\$ 676 list

SPECIFICATIONS (per unit)

- Two (2) USB ports
- LED charging indicator lights

Unit Color

BB	Black with Black Mounting Bracket	n/c
WW	White with White Mounting Bracket	n/c

Model Example: **OHGA51-WW**

Mini-Tap (power or power/USB)

Model	Description	
OHMTTP51	Two (2) power (per unit)	\$ 523 list
OHMTPU51	One (1) power and one (1) dual port USB charger (per unit)	\$ 976 list

SPECIFICATIONS (per unit)

- Two (2), simplexes
- Available with spill-proof Simplexes

Model Example: **OHMTPU51**



Above diagram shows the recommended location of sequenced under mount power units. Electrical units are shipped uninstalled and may be placed in alternate locations.

Garcia (USB only)

Model	Description	
OHGA78	Two (2) USB ports (per unit)	\$ 908 list

SPECIFICATIONS (per unit)

- Two (2) USB ports
- LED charging indicator lights

Unit Color

BB	Black with Black Mounting Bracket	n/c
WW	White with White Mounting Bracket	n/c

Model Example: **OHGA78-BB**

Mini-Tap (power or power/USB)

Model	Description	
OHMTTP78	Two (2) power (per unit)	\$ 535 list
OHMTPU78	One (1) power and one (1) dual port USB charger (per unit)	\$ 992 list

SPECIFICATIONS (per unit)

- Two (2), simplexes
- Available with spill-proof Simplexes

Model Example: **OHMTPU78**



Above diagram shows the recommended location of sequenced under mount power units. Electrical units are shipped uninstalled and may be placed in alternate locations.

Garcia (USB only)

Model	Description	
OHGA105	Two (2) USB ports (per unit)	\$ 948 list

- SPECIFICATIONS (per unit)
- Two (2), 2.1 Amp USB ports
 - LED charging indicator lights

Unit Color

BB	Black with Black Mounting Bracket	n/c
WW	White with White Mounting Bracket	n/c

Model Example: OHGA105-BB

Mini-Tap (power or power/USB)

Model	Description	
OHMTPI105	Two (2) power (per unit)	\$ 578 list
OHMTPI105	One (1) power and one (1) dual port USB charger (per unit)	\$1032 list

- SPECIFICATIONS (per unit)
- Two (2), simplexes
 - Available with spill-proof Simplexes

Model Example: OHMTPI105

OH!




Freestanding No Back


VERSTEEL

Questions?

800 876 2120

QS Quickship Program Product




				material > grade >	Fabric Grade 2 or COM	Fabric Grade 3	Fabric Grade 4	Fabric Grade 5	Fabric Grade 6
Model #	Description	Dimensions	Product Wt						
OH24 	Single Seat No Back	Overall Width: 24" Overall Depth: 24" Overall Height: 18" Seat Width: 24" Seat Depth: 24" Seat Height: 18"	17 QS	957	1044	1128	1213	1298	
OH2451 	Two Seats No Back	Overall Width: 51" Overall Depth: 24" Overall Height: 18" Seat Width: 24" Seat Depth: 24" Seat Height: 18"	34 QS	1850	2062	2275	2488	2700	
OH2478 	Three Seats No Back	Overall Width: 78" Overall Depth: 24" Overall Height: 18" Seat Width: 24" Seat Depth: 24" Seat Height: 18"	50 QS	2596	2810	3024	3236	3449	

To Order, Specify...

- 1 Model Number
- 2 Frame Color
- 3 Upholstery Selection
- 4 Additional Options



Questions?
800 876 2120

Model #	Description	Dimensions	Product Wt	material > grade >	Fabric Grade 2 or COM	Fabric Grade 3	Fabric Grade 4	Fabric Grade 5	Fabric Grade 6
OH24B 	Single Seat With Back	Overall Width: 24" Overall Depth: 27" Overall Height: 33" Seat Width: 24" Seat Depth: 24" Seat Height: 18"	29		1637	1810	1980	2150	2320
OH2451B 	Two Seats With Back	Overall Width: 51" Overall Depth: 27" Overall Height: 33" Seat Width: 24" Seat Depth: 24" Seat Height: 18"	58		3211	3596	3980	4362	4746
OH2478B 	Three Seats With Back	Overall Width: 78" Overall Depth: 27" Overall Height: 33" Seat Width: 24" Seat Depth: 24" Seat Height: 18"	86		4641	5110	5578	6047	6515

Finish Options	Price
Powder Coat - Standard	n/c
Powder Coat - Premium	\$ 165
Polished Aluminum	n/c



Seat Options	Code	Price
Seat Accent Fabric	SAF	\$ 372

Custom Charges	Code	Price
Powder Coat Alternative (per color)	OPA	call

Power and Data Options
Please reference the Power Options section


Questions?

800 876 2120

				material > grade >	Fabric Grade 2 or COM	Fabric Grade 3	Fabric Grade 4	Fabric Grade 5	Fabric Grade 6
Model #	Description	Dimensions	Product Wt						
OH360 	Ottoman 5 Legs	Overall Width: 36" Overall Depth: 36" Overall Height: 18" Seat Height: 18"	33	1700	1872	2043	2213	2384	
OH480 	Ottoman 6 Legs	Overall Width: 48" Overall Depth: 48" Overall Height: 18" Seat Height: 18"	54	2428	2685	2938	3194	3450	

To Order, Specify...

- ① Model Number
- ② Frame Color
- ③ Upholstery Selection
- ④ Additional Options

Questions?
800 876 2120

Finish Options	Price
Powder Coat - Standard	n/c
Powder Coat - Premium	\$ 165
Polished Aluminum	n/c

Seat Options	Code	Price
Seat Accent Fabric	SAF	\$ 372

Custom Charges	Code	Price
Powder Coat Alternative (per color)	OPA	call

Power and Data Options
Please reference the Power Options section



Questions?

800 876 2120

top >
edge >

Laminate Flat PVC	Veneer Flat Wood	Corian Square	
edge ordering code (radius corner) >	LP7R	VW7R	CS7R
top thickness >	1"	1"	1"

Model #	Description	Dimensions	Product Wt	1"	1"	1"
OH24RD 	Round	Width: 24" Depth: 24" Height: 12"	14	804	2265	1532
OH14RDLT 	Pull Up Table	Width: 14" Depth: 14" Height: 25.5"	25	579	1912	1157

To Order, Specify...

- 1 Model Number
- 2 Frame Color
- 3 Top Material
- 4 Top color
- 5 Edge Detail
- 6 Additional Options

Questions?

800 876 2120

Finish Options	Price
Powder Coat - Standard	n/c
Powder Coat - Premium	\$ 165
Polished Aluminum	n/c
<i>Not Available on Pull Up Table</i>	
Chrome	\$ 227
<i>Not Available on Round Table</i>	

Top Options	Code	Price
Special Laminate	TSP	call

Power and Data Options
Please reference the Power Options section

Custom Charges	Code	Price
Powder Coat Alternative (per color)	OPA	call
Custom PVC Color Match	OCP	call
Stain Finish Match (per finish)	OSM	\$ 996

OH!

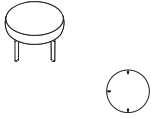
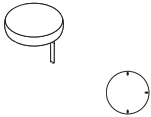

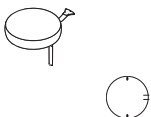

Configurable No Back


VERSTEEL

Questions?

800 876 2120

QS Quickship Program Product






				material > grade >	Fabric Grade 2 or COM	Fabric Grade 3	Fabric Grade 4	Fabric Grade 5	Fabric Grade 6
Model #	Description	Dimensions	Product Wt						
OH24ER 	End Seat, Right No Back	Overall Width: 24" Overall Depth: 24" Overall Height: 18" Seat Width: 24" Seat Depth: 24" Seat Height: 18"	18 QS	889	974	1058	1143	1230	
OH24EL 	End Seat, Left No Back	Overall Width: 24" Overall Depth: 24" Overall Height: 18" Seat Width: 24" Seat Depth: 24" Seat Height: 18"	18 QS	889	974	1058	1143	1230	
OH24LR 	Linking Seat Connector Right No Back	Overall Width: 24" Overall Depth: 24" Overall Height: 18" Seat Width: 24" Seat Depth: 24" Seat Height: 18"	18 QS	894	978	1063	1150	1235	
OH24LL 	Linking Seat Connector Left No Back	Overall Width: 24" Overall Depth: 24" Overall Height: 18" Seat Width: 24" Seat Depth: 24" Seat Height: 18"	18 QS	894	978	1063	1150	1235	
OH24LD 	Linking Seat Two Connectors No Back	Overall Width: 24" Overall Depth: 24" Overall Height: 18" Seat Width: 24" Seat Depth: 24" Seat Height: 18"	18 QS	965	1049	1134	1220	1306	

To Order, Specify...

- 1 Model Number
- 2 Frame Color
- 3 Upholstery Selection
- 4 Additional Options



Questions?
800 876 2120




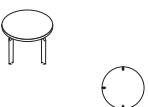
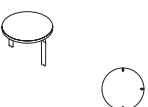
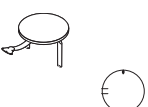
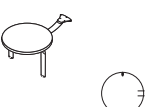
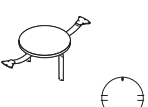
Model #	Description	Dimensions	Product Wt	material > grade >	Fabric Grade 2 or COM	Fabric Grade 3	Fabric Grade 4	Fabric Grade 5	Fabric Grade 6
 OH24ERB	End Seat, Right With Back	Overall Width: 24" Overall Depth: 27" Overall Height: 33" Seat Width: 24" Seat Depth: 24" Seat Height: 18"	18		1569	1740	1911	2080	2251
 OH24ELB	End Seat, Left With Back	Overall Width: 24" Overall Depth: 27" Overall Height: 33" Seat Width: 24" Seat Depth: 24" Seat Height: 18"	18		1569	1740	1911	2080	2251
 OH24LRB	Linking Seat Connector Right With Back	Overall Width: 24" Overall Depth: 27" Overall Height: 33" Seat Width: 24" Seat Depth: 24" Seat Height: 18"	18		1576	1745	1917	2087	2256
 OH24LLB	Linking Seat Connector Left With Back	Overall Width: 24" Overall Depth: 27" Overall Height: 33" Seat Width: 24" Seat Depth: 24" Seat Height: 18"	18		1576	1745	1917	2087	2256
 OH24LDB	Linking Seat Two Connectors With Back	Overall Width: 24" Overall Depth: 27" Overall Height: 33" Seat Width: 24" Seat Depth: 24" Seat Height: 18"	18		1646	1816	1987	2157	2328

Finish Options	Price	Seat Options	Code	Price	Custom Charges	Code	Price
Powder Coat - Standard	n/c	Seat Accent Fabric	SAF	\$ 372	Powder Coat Alternative (per color)	OPA	call
Powder Coat - Premium	\$ 165						
Polished Aluminum	n/c	Power and Data Options					
		Please reference the Power Options section					



Questions?

800 876 2120

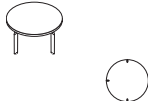



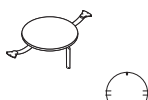
				top >	Laminate Flat PVC	Veneer Flat Wood	Corian Square
				edge >			
				edge ordering code (radius corner) >	LP7R	VW7R	CS7R
				top thickness >	1"	1"	1"
Model #	Description	Dimensions	Product Wt				
 OH18RDER	Round End Table, Right	Width: 18" Depth: 18" Height: 12"	9	701	2130	1373	
 OH18RDEL	Round End Table, Left	Width: 18" Depth: 18" Height: 12"	9	701	2130	1373	
 OH18RDLR	Round Linking Table Connector Right	Width: 18" Depth: 18" Height: 12"	9	688	2119	1360	
 OH18RDLL	Round Linking Table Connector Left	Width: 18" Depth: 18" Height: 12"	9	688	2119	1360	
 OH18RDLD	Round Linking Table Two Connectors	Width: 18" Depth: 18" Height: 12"	9	792	2224	1465	

To Order, Specify...

- 1 Model Number
- 2 Frame Color
- 3 Top Material
- 4 Top color
- 5 Edge Detail
- 6 Additional Options



Questions?
800 876 2120

Model #	Description	Dimensions	Product Wt	edge ordering code (radius corner) >			
				LP7R	VW7R	CS7R	
				top > edge >	Laminate Flat PVC	Veneer Flat Wood	Corian Square
				top thickness >	1"	1"	1"
 OH24RDER	Round End Table, Right	Width: 24" Depth: 24" Height: 12"	9	728	2189	1459	
 OH24RDEL	Round End Table, Left	Width: 24" Depth: 24" Height: 12"	9	728	2189	1459	
 OH24RDLR	Round Linking Table Connector Right	Width: 24" Depth: 24" Height: 12"	9	715	2176	1446	
 OH24RDLL	Round Linking Table Connector Left	Width: 24" Depth: 24" Height: 12"	9	715	2176	1446	
 OH24RDLD	Round Linking Table Two Connectors	Width: 24" Depth: 24" Height: 12"	9	821	2282	1552	




Finish Options	Price
Powder Coat - Standard	n/c
Powder Coat - Premium	\$ 165
Polished Aluminum	n/c

Top Options	Code	Price
Special Laminate	TSP	call
Power and Data Options		
Please reference the Power Options section		

Custom Charges	Code	Price
Powder Coat Alternative (per color)	OPA	call
Custom PVC Color Match	OCP	call
Stain Finish Match (per finish)	OSM	\$ 996

Questions?




800 876 2120

				material > grade >	Fabric Grade 2 or COM	Fabric Grade 3	Fabric Grade 4	Fabric Grade 5	Fabric Grade 6
Model #	Description	Dimensions	Product Wt						
OHSD34T 	Privacy Screen Tackable	Overall Width: 33 $\frac{3}{8}$ " Overall Height: 62 $\frac{3}{8}$ " Panel Thickness: 2"	40	2905	3252	3596	3940	4284	
OHSD44T 	Privacy Screen Tackable	Overall Width: 43 $\frac{1}{4}$ " Overall Height: 66 $\frac{3}{8}$ " Panel Thickness: 2"	66	3088	3531	3973	4285	4728	
OHSD2065T 	Privacy Screen Tackable	Overall Width: 19 $\frac{3}{8}$ " Overall Height: 70 $\frac{3}{8}$ " Panel Thickness: 2"	46	3011	3454	3898	4340	4784	

To Order, Specify...

- ① Model Number
- ② Frame Color
- ③ Upholstery Selection
- ④ Additional Options

[Questions?](#)
800 876 2120

Model #	Description	Dimensions	Product Wt	material > grade >	Fabric Grade 2 or COM	Fabric Grade 3	Fabric Grade 4	Fabric Grade 5	Fabric Grade 6
OHSD34A 	Privacy Screen Acoustic	Overall Width: 33 3/8" Overall Height: 62 3/8" Panel Thickness: 2"	36		3512	3857	4200	4544	4891
OHSD44A 	Privacy Screen Acoustic	Overall Width: 43 1/4" Overall Height: 66 3/8" Panel Thickness: 2"	59		3694	4138	4582	5023	5467
OHSD2065A 	Privacy Screen Acoustic	Overall Width: 19 3/4" Overall Height: 70 3/8" Panel Thickness: 2"	40		3618	4061	4505	4948	5392

Finish Options	Price
Powder Coat - Standard	n/c
Powder Coat - Premium	\$ 165
Platinum Powder Coat	\$ 488

Custom Charges	Code	Price
Powder Coat Alternative (per color)	OPA	call


Specifications

Round or square Ollie's are 16½" tall and can be specified with an upholstered or wood lid. The outside dimension is 15" with a 1" radius on the square stools.

Features

Ollie can be ordered with or without casters and with either a hinged or fixed lid. An optional file rod is available on the square models. The round Ollie has three different designs available for the wood top while the square Ollie offers four designs.

Shipping Schedule

Upholstered Items 4-5 WEEKS

Contact Versteel Customer Service for special lead time requests.

NOTE ORDERS WITH COM UPHOLSTERY WILL BE SCHEDULED UPON RECEIPT OF COM UPHOLSTERY YARDAGE

BIFMA

All Versteel products are constructed to pass the relevant ANSI/BIFMA standards. For more detailed specifications by series and base style, contact Versteel Customer Service at 800.876.2120.

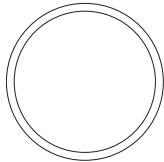
Additional information regarding warranty, terms and conditions, shipping, care and maintenance, etc. can be found in the All Seating price list.

Ollie Stool
Round

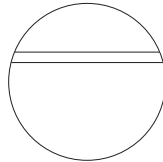
Stool Dimensions
 Overall height: 16½"
 Outer dimension: 15" diameter
 Inner opening: 14¼" diameter, 12½" high
 Actual weight: 25 lbs.
 Suggested for use with 29" table height


Wood Lids*
Round

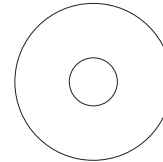
Dimensions
 Overall Recess
 Lid Overall: 15¼" diameter
 Lid Depth: 1½"
 Recess: 14¼" diameter/centered
 Recess Depth: ¼"



Electronic Device Slot
 Lid Overall: 15¼" diameter
 Lid Depth: 1½"
 Slot Depth: ¾"
 Slot Width: 1½"
 Slot Length: 14½"
 Slot Offset: 2¼" from center



Round Recess
 Lid Overall: 15¼" diameter
 Lid Depth: 1½"
 Recess Diameter: 4"
 Recess Depth: ¼"
 Recess Offset: 0" centered




*Due to the inherent characteristics of wood, considerable variations in wood grain and color may be visible.

Key Description

- ① hinged upholstered seat/lid, molded 7-ply with ½" thick, 2 lb. density foam
- ② upholstered base, 15" o.d. ¾" fiberboard tube
- ③ upholstered base, 15" square ¾" fiberboard tube
- ④ dual wheel caster, black nylon
- ⑤ lined storage interior with hinged seat/lid for access

**Ollie Stool
Square**

Stool Dimensions
 Overall height: 16½"
 Outer dimension: 15" square (w/1" radius corners)
 Inner opening: 14¼" square, 12½" high
 Actual weight: 25 lbs.
 Suggested for use with 29" table height



**Wood Lids*
Square**

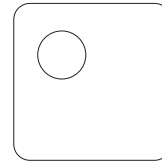

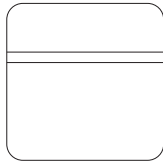

Dimensions

Overall Recess
 Lid Overall: 15 ⅙" square
 Lid Depth: 1 ⅙"
 Recess: 13 ⅞" square/centered
 Recess Depth: ¼"

Electronic Device Slot
 Lid Overall: 15 ⅙" square
 Lid Depth: 1 ⅙"
 Slot Depth: ⅝"
 Slot Width: ⅞"
 Slot Length: 15 ⅙"
 Slot Inset: 4 ⅝" from edge

Rectangle Recess
 Lid Overall: 15 ⅙" square
 Lid Depth: 1 ⅙"
 Recess Width: 4 ¼"
 Recess Length: 6 ½"
 Recess Depth: ¼"
 Recess Inset: 1 ½" from edge

Round Recess
 Lid Overall: 15 ⅙" square
 Lid Depth: 1 ⅙"
 Recess Diameter: 4"
 Recess Depth: ¼"
 Recess Inset: 2" from edge



*Due to the inherent characteristics of wood, considerable variations in wood grain and color may be visible.

Standard Versteel Upholstery

Standard Versteel Upholstery offers a range of materials, from fabrics in a variety of colors and textures to vinyls for soil resistance. Please refer to Versteel's fabric cards or the "Materials + Finishes" section of our website for information.

Grade-in Upholstery

Versteel has coordinated with upholstery manufacturers to simplify your order process. Many of the manufacturers' offerings have been pre-approved for application on Versteel Seating.

Contact Versteel Customer Service with your selected fabric choice to be graded in. You will be supplied with the appropriate grade-in designator. On your purchase order, complete the information with the pattern name, color description and grade-in designator, and Versteel will take it from there.

Customer's Own Material

Customer's Own Materials (COM's) are not an issue on Ollie. Many COM's are pre-approved for application on Versteel Seating. Call Versteel Customer Service with your COM selection to determine if it has been pre-approved. If your selection has not been pre-approved, reference the "Receiving COM Approval" section below.

Receiving COM Approval

Not all materials are suitable for upholstery on Ollie. A 12" x 12" memo sample must be supplied for approval before a COM material is accepted for an order. If the material is directional in pattern or weave, the pattern repeat (in inches) in both directions or the weave direction must be supplied.

Excess COM

Versteel will not store excess COM for more than 30 days after the order has been completed. If excess material is to be returned after order completion, send the request to Versteel Customer Service prior to acknowledged ship date. It is the customer's responsibility to arrange for the return of the material "freight collect."

COM Requiring Application Test

If an application test is required for your selected COM, send test sample material along with the following.

1. Name and return address
2. Model selected
3. Sketch showing special requirements for the positioning of the materials' pattern on the seat and ledge, if special considerations are required.

NOTE ALL UPHOLSTERIES ARE CUT UP THE ROLL TO MAXIMIZE YIELD AND WEAR PERFORMANCE

Ship COM to:

Versteel
 2332 Cathy Lane
 Jasper, IN 47546

COM must be shipped to the factory with transportation costs "prepaid." If material is considered defective or unusable, it will be returned "transportation collect."

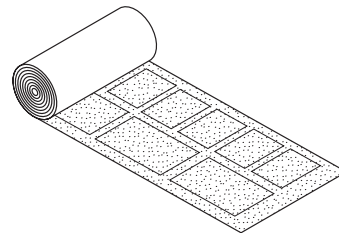
For standard lead time orders, tag fabric with purchase order number and identify with project number if possible.

Application of Directional Fabrics

Due to the upholstering process, some fabrics not considered directional by the supplier may be considered directional by Versteel.

All COM's are cut "up the roll" unless otherwise directed by the customer (see illustration below).

EXAMPLE PATTERN CUT UP THE ROLL



If special cutting or upholstery application is required, you must indicate requirement at time of order entry.

Ollie COM Yardage Requirements

COM yardage requirements are calculated for chairs and stools based on a material width of 54" and a repeat of 2" or less. For material less than 54" wide, contact Versteel for yardage requirements. Use the chart below as a guide to calculate your COM yardage. For quantities greater than 20 Ollies, contact Versteel Customer Service for calculation of COM yardage by model.

Quantity of Ollies	1	2	3	4	5	6	7	8	9	10	11	12	13	14	15	16	17	18	19	20
Ollie Round (fully upholstered)																				
Lid & Bottom (same fabric)	1.3	3.0	3.8	5.0	5.0	6.3	7.0	8.3	8.5	10.0	10.5	12.0	13.0	14.0	14.5	15.0	16.0	17.5	18.0	19.0
Lid (Fabric 01)	0.8	1.3	1.5	2.5	3.0	3.0	3.5	4.5	5.0	5.0	5.0	6.0	6.5	7.0	7.0	8.0	8.0	9.5	9.5	9.5
Bottom (Fabric 02)	1.0	1.5	1.5	2.5	2.5	3.0	3.0	4.0	4.5	4.5	5.0	5.0	6.0	6.0	6.5	6.5	7.5	8.0	8.0	8.5
Upholstered Back Only	1.3	1.8	2.5	3.0	4.0	4.5	5.0	5.8	6.3	6.8	8.0	8.5	9.0	9.5	10.5	11.3	11.8	12.3	13.0	14.0

Patterned COM Additional Yardage Guide

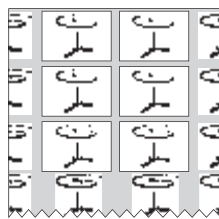
Use the guide below to aid in ordering the appropriate COM fabric when needing to match a pattern with a repeat. To use this guide, add the vertical and horizontal repeats together (e.g. a 5" vertical repeat plus an 11" horizontal repeat gives a 16" total). Then find the appropriate entry on the chart, and increase the yardage estimate by the percentage indicated.

For example: The yardage estimate is 8 yards of 54" wide fabric and the pattern has a repeat of 11" horizontal and 5" vertical. Add up the repeats (11" + 5" = 16") and find the appropriate entry - 15% in this example. Fifteen percent more fabric is required to match the pattern. 8 yards plus an extra 15% is 9.2 yards.

Fabric Width	Plain Fabric	3" - 14" Repeat	15" - 19" Repeat	20" - 27" Repeat	28" - 36" Repeat	37" - 45" Repeat	46" - 54" Repeat
54"	0%	10%	15%	20%	25%	30%	35%
50" - 52"	10%	20%	25%	30%	35%	40%	45%

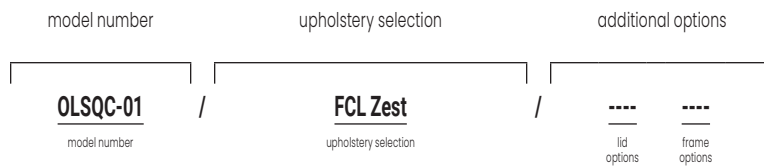
Decorative Patterns

Yardage requirements are greatly affected by the size of the repeat and the print or pattern of the material. Versteel cuts all seating patterns with aesthetic concerns in mind for high quality and consistency. Refer to the COM listing for the yardage required for pattern repeat.




To Order, Specify...

- 1 Model Number
- 2 Upholstery Selection
- 3 Lid Options
- 4 Base Options



An **OLSQC-01** is an Ollie series, square stool with casters and an upholstered lid and base.

The code **FCL Zest** specify grade 2 Cover Cloth Zest upholstery.

Model Number OH2451B

Orders may be sent via
Mailing Address

Versteel
 2332 Cathy Lane
 Jasper, IN 47546

Contact Versteel

Email contact@versteel.com
Phone 800 876 2120
 812 634 2120
Fax 812 482 9318

Lid Options

A wood lid option can be specified on both the round or square Ollie. There are three options available for the round and four for the square. Please see pages 232 and 233 for additional information. Specify the appropriate ordering and finish codes listed below and add the applicable upcharge.

- Wood lid w/Overall Recess SLW01___ \$422
- Wood lid w/Electronic Device Slot. SLW01___ \$422
- Wood Lid w/Rectangle Recess. SLW03___ \$422
(for Ollie Square Stool Only)
- Wood Lid w/Round Recess SLW04___ \$422

Wood Lid Finish Codes

- Clear Matte on Maple MCL2
- Clear Gloss on Maple MCL3
- Clear Matte on Cherry CCL2
- Clear Gloss on Cherry CCL3
- Clear Matte on Walnut. WCL2
- Clear Gloss on Walnut. WCL3

Hanging File Rods - Ollie

\$107 /stool

Specify code **BFR** (Dual Hanging File Rods), add \$107 list per stool



Dual hanging file rods can be specified inside the square Ollie only. Finish is Ebony powder coat. Rods are not adjustable. Rods allow for 13½" of filing space.

NOTE HANGING FILES ARE NOT INCLUDED

NOTE NOT AVAILABLE ON ROUND OLLIES

Ollie






Stool
Round



VERSTEEL

Questions?

800 876 2120

				material > grade >	Fabric Grade 2 or COM	Fabric Grade 3	Fabric Grade 4	Fabric Grade 5	Fabric Grade 6
Style	Description	Model #	Product Wt						
Round  OLRDC-01	Round Base With Casters Hinged Seat/Lid - Upholstered Base - Upholstered	OLRDC-01 	25	657	759	861	961	1057	
	Round Base With Glides Hinged Seat/Lid - Upholstered Base - Upholstered	OLRDG-01 	25	657	759	861	961	1057	
	Round Base With Casters Fixed Lid - Upholstered Base - Upholstered	OLRDC-01F 	23	567	670	770	872	967	
	Round Base With Glides Fixed Lid - Upholstered Base - Upholstered	OLRDG-01F 	23	567	670	770	872	967	

Ollie can be ordered with one fabric specified for the lid and another fabric specified for the bottom. When doing so use the higher grade fabric pricing.

COM Yardage


Refer to page 235.

To Order, Specify...

- ① Model Number
- ② Upholstery Selection



Questions?
800 876 2120

Style	Description	Model #	Product Wt	material >	Fabric	Fabric	Fabric	Fabric	Fabric
				grade >	Grade 2 or COM	Grade 3	Grade 4	Grade 5	Grade 6
 OLSQC-01	Square Base With Casters Hinged Seat/Lid - Upholstered Base - Upholstered	OLSQC-01	25		657	759	861	961	1057
	Square Base With Glides Hinged Seat/Lid - Upholstered Base - Upholstered	OLSQG-01	25		657	759	861	961	1057
	Square Base With Casters Fixed Lid - Upholstered Base - Upholstered	OLSQC-01F	23		567	670	770	872	967
	Square Base With Glides Fixed Lid - Upholstered Base - Upholstered	OLSQG-01F	23		567	670	770	872	967

Ollie can be ordered with one fabric specified for the lid and another fabric specified for the bottom. When doing so use the higher grade fabric pricing.

COM Yardage
Refer to page 235.

Lid Options	Code	Price
Wood Lid with Overall Recess	SLW01___	\$ 405
Wood Lid with Electronic Device Slot	SLW02___	\$ 405
Wood Lid with Rectangle Recess	SLW03___	\$ 405
(for Ollie Square Stool only)		
Wood Lid with Round Recess	SLW04___	\$ 405

Base Options	Code	Price
Dual Hanging File Rods, black	BFR	\$ 107
(for Ollie Square Stool only)		
1 3/8" of available filing space (not adjustable)		

Wood Lid option requires finish code

Clear Matte on Maple	MCL2
Clear Gloss on Maple	MCL3
Clear Matte on Cherry	CCL2
Clear Gloss on Cherry	CCL3
Clear Matte on Walnut	WCL2
Clear Gloss on Walnut	WCL3

**Specifications**

Quanta is available with three base styles, 4-leg, swivel, and apex. All chairs and stools with the exception of those with an apex base are available with or without arms. 4-leg chairs can be specified with a tablet arm. Seat and back are produced using molded plywood with quarter cut Ash face.

Features

Quanta is manufactured with a rubber suspension to allow for movement. Its unique support system allows the user to move independently of the frame, allowing the seat and back to move and flow with the individual. Glides are clear polycarbonate. Casters are dual wheel two-tone nylon soft wheel. The leg design creates a wall saver for the 4-leg chairs and stools. The 4-leg chairs can be stacked on the floor or the Quanta Chair Trolley. See below for stacking information.

Stacking Information**Floor**

Guest Chair (with or w/o casters) 4 (non-uph seats only)

Trolley

Guest Chair (with or w/o casters) 5 (non-uph seats only)

Shipping Schedule

All Seating

4-5 WEEKS

Contact Versteel Customer Service for special lead time requests.

NOTE CHAIR ORDERS WITH COM UPHOLSTERY WILL BE SCHEDULED UPON RECEIPT OF COM UPHOLSTERY YARDAGE

BIFMA

All Versteel products are constructed to pass the relevant ANSI/BIFMA standards. For more detailed specifications by series and base style, contact Versteel Customer Service at 800.876.2120.

Additional information regarding warranty, terms and conditions, shipping, care and maintenance, etc. can be found in the All Seating price list.

**Quanta 4-Leg Base
Armless/Arms**

Chair Dimensions

Overall height: 31 3/8"

Overall width w/ armcaps: 24 7/8"

Overall width w/o arms: 20 1/4"

Overall depth: 21 1/8"

Seat height: 18"

Seat width: 17 7/8"

Seat depth: 16"

Arm height w/ armcaps: 25 3/4"

Actual weight: 21 lbs. w/ arms

Actual weight: 19 lbs. w/o arms

**Quanta 4-Leg Base
Armless (Large Tablet)**

Chair Dimensions

Overall height: 31 3/8"

Overall width w/ tablet up: 26 1/4"

Overall depth w/ tablet up: 29 1/4"

Seat height: 18"

Seat width: 17 7/8"

Seat depth: 16"

Arm height: 27"

Actual weight: 27 lbs.

Retractable Tablet Dimensions

Tablet size: 21 1/4" d x 14 3/4" w x 3/8" thick

Tablet is available in black only

**Key Description**

- 1 arm, 3/16" steel plate
- 2 base frame 5/8" x 1 1/4" flat oval, 14 gauge steel tube
- 3 back supported by 2 rubber bumpers
- 4 seat supported by 4 rubber bumpers
- 5 finished seat and back, quarter cut ash plywood 7-ply, 7/8" thick

Key Description

- 6 welded and brazed 5-star base
- 7 dual wheel two-tone nylon soft wheel casters
- 8 clear polycarbonate glide (not recommended for concrete floors)

**Quanta Guest
24" Stool**
Armless/Arms

Chair Dimensions
 Overall height: 37 1/2"
 Overall width w/ armcaps: 25 1/4"
 Overall width w/o arms: 19 1/2"
 Overall depth: 23 1/2"
 Seat height: 24"
 Seat width: 18"
 Seat depth: 16"
 Arm height w/ armcaps: 31 3/4"
 Actual weight: 25 lbs. w/ arms
 Actual weight: 24 lbs. w/o arms



**Quanta Guest
29" Stool**
Armless/Arms

Chair Dimensions
 Overall height: 42 1/2"
 Overall width w/ armcaps: 25 1/4"
 Overall width w/o arms: 19 1/2"
 Overall depth: 25 1/2"
 Seat height: 29"
 Seat width: 18"
 Seat depth: 16"
 Arm height w/ armcaps: 36 3/4"
 Actual weight: 27 lbs. w/ arms
 Actual weight: 26 lbs. w/o arms



Stacking (Trolley)

Guest Chair with or without casters 5 non-upholstered seats only

Stacking (Floor)

Guest Chair without casters 4 non-upholstered seats only
 Guest Chair with casters 4 non-upholstered seats only

**Quanta Swivel Base
Armless/Arms**

Chair Dimensions

Overall height: 31¼"

Overall width w/ armcaps: 26¾"

Overall width w/o arms: 23"

Overall depth: 22"

Seat height: 17¾" – 22¾"

Seat width: 18¾"

Seat depth: 16"

Actual weight w/ arms: 35 lbs.

Actual weight w/o arms: 31 lbs.

**Quanta Apex Base
Armless**

Chair Dimensions

Overall height: 31"

Overall width: 20"

Overall depth: 20½"

Seat height: 17¾"

Seat width: 17¾"

Seat depth: 16"

Actual weight: 23 lbs.

**Key Description**

- 1 arm, 3/16" steel plate
- 2 base frame 5/8" x 1 1/4" flat oval, 14 gauge steel tube
- 3 back supported by 2 rubber bumpers
- 4 seat supported by 4 rubber bumpers
- 5 finished seat and back, quarter cut ash plywood 7-ply, 7/16" thick

Key Description

- 6 welded and brazed 5-star base
- 7 dual wheel two-tone nylon soft wheel casters
- 8 upholstered seat, molded liner with 1/2" thick 2 lb. density foam
- 9 3" diameter column with 20" diameter base

Quanta Apex Base Lounge

Chair Dimensions
 Overall height: 27 3/4"
 Overall width: 21 1/2"
 Overall depth: 21"
 Seat height: 15 1/4"
 Seat width: 20 1/2"
 Seat depth: 16 1/2"
 Actual weight: 23 lbs.



Quanta Swivel Base Gullwing Arms

Chair Dimensions
 Overall height: Adjustable from 30 5/8" – 36"
 Overall width w/ arms: 30 3/8"
 Overall depth: 20"
 Seat height: Adjustable from 17" to 22"
 Seat width: 20 1/2"
 Seat depth: 17"
 Actual weight: 49 lbs.



Standard Versteel Upholstery

Standard Versteel Upholstery offers a range of materials, from fabrics in a variety of colors and textures to vinyls for soil resistance. Please refer to Versteel's fabric cards or the "Materials + Finishes" section of our website for information.

Grade-in Upholstery

Versteel has coordinated with upholstery manufacturers to simplify your order process. Many of the manufacturers' offerings have been pre-approved for application on Versteel Seating.

Contact Versteel Customer Service with your selected fabric choice to be graded in. You will be supplied with the appropriate grade-in designator. On your purchase order, complete the information with the pattern name, color description and grade-in designator, and Versteel will take it from there.

Customer's Own Material

Customer's Own Materials (COM's) are not an issue on Quanta. Many COM's are pre-approved for application on Versteel Seating. Call Versteel Customer Service with your COM selection to determine if it has been pre-approved. If your selection has not been pre-approved, reference the "Receiving COM Approval" section below.

Receiving COM Approval

Not all materials are suitable for upholstery on Quanta. A 12" x 12" memo sample must be supplied for approval before a COM material is accepted for an order. If the material is directional in pattern or weave, the pattern repeat (in inches) in both directions or the weave direction must be supplied.

Excess COM

Versteel will not store excess COM for more than 30 days after the order has been completed. If excess material is to be returned after order completion, send the request to Versteel Customer Service prior to acknowledged ship date. It is the customer's responsibility to arrange for the return of the material "freight collect."

COM Requiring Application Test

If an application test is required for your selected COM, send test sample material along with the following.

1. Name and return address
2. Model selected
3. Sketch showing special requirements for the positioning of the materials' pattern on the seat and ledge, if special considerations are required.

NOTE ALL UPHOLSTERIES ARE CUT UP THE ROLL TO MAXIMIZE YIELD AND WEAR PERFORMANCE

Ship COM to:

Versteel
 2332 Cathy Lane
 Jasper, IN 47546

COM must be shipped to the factory with transportation costs "prepaid." If material is considered defective or unusable, it will be returned "transportation collect."

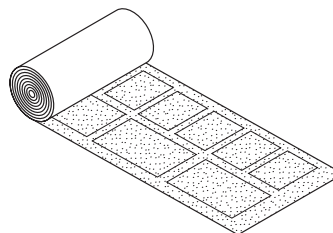
For standard lead time orders, tag fabric with purchase order number and identify with project number if possible.

Application of Directional Fabrics

Due to the upholstering process, some fabrics not considered directional by the supplier may be considered directional by Versteel.

All COM's are cut "up the roll" unless otherwise directed by the customer (see illustration below).

EXAMPLE PATTERN CUT UP THE ROLL



If special cutting or upholstery application is required, you must indicate requirement at time of order entry.

Quanta COM Yardage Requirements

COM yardage requirements are calculated for chairs and stools based on a material width of 54" and a repeat of 2" or less. For material less than 54" wide, contact Versteel for yardage requirements. Use the chart below as a guide to calculate your COM yardage. For quantities greater than 20 chairs or stools, contact Versteel Customer Service for calculation of COM yardage by model.

Quantity of Chairs	1	2	3	4	5	6	7	8	9	10	11	12	13	14	15	16	17	18	19	20
Quanta																				
Upholstered Seat Only	1.0	1.5	1.5	2.0	2.5	2.5	3.5	3.5	4.0	4.0	4.5	4.5	5.0	5.5	5.5	6.0	6.5	6.5	7.0	7.5
Upholstered Seat & Back	1.5	2.5	3.0	4.0	4.5	5.0	6.0	6.5	6.5	7.0	8.0	8.5	9.0	10.0	11.0	11.5	12.0	13.0	13.5	15.0
Gullwing Uph Seat Only	1.5	2.5	4.0	5.0	6.0	7.0	8.5	9.5	11.0	12.0	14.5	15.5	17.0	18.0	19.5	20.5	21.6	23.0	24.0	26.5
Gullwing Uph Seat & Back	2.0	3.5	4.5	6.0	7.0	8.5	9.5	11.0	12.0	13.0	14.5	15.5	17.0	18.0	20.0	21.5	23.0	24.0	25.0	26.5

Patterned COM Additional Yardage Guide

Use the guide below to aid in ordering the appropriate COM fabric when needing to match a pattern with a repeat. To use this guide, add the vertical and horizontal repeats together (e.g. a 5" vertical repeat plus an 11" horizontal repeat gives a 16" total). Then find the appropriate entry on the chart, and increase the yardage estimate by the percentage indicated.

For example: The yardage estimate is 8 yards of 54" wide fabric and the pattern has a repeat of 11" horizontal and 5" vertical. Add up the repeats (11" + 5" = 16") and find the appropriate entry - 15% in this example. Fifteen percent more fabric is required to match the pattern. 8 yards plus an extra 15% is 9.2 yards.

Fabric Width	Plain Fabric	3" - 14" Repeat	15" - 19" Repeat	20" - 27" Repeat	28" - 36" Repeat	37" - 45" Repeat	46" - 54" Repeat
54"	0%	10%	15%	20%	25%	30%	35%
50" - 52"	10%	20%	25%	30%	35%	40%	45%

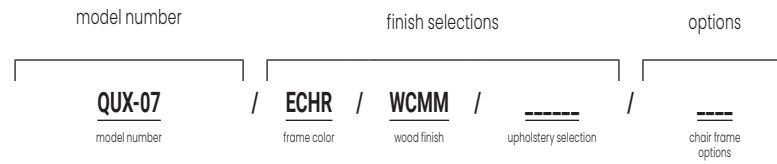
Decorative Patterns

Yardage requirements are greatly affected by the size of the repeat and the print or pattern of the material. Versteel cuts all seating patterns with aesthetic concerns in mind for high quality and consistency. Refer to the COM listing for the yardage required for pattern repeat.



To Order, Specify...

- 1 Model Number
- 2 Frame Color
- 3 Wood Finish
- 4 Upholstery Selection
- 5 Frame Options



A **QUX-07** is a Quanta series, armless apex base chair with a wood seat and back.

The codes **ECHR** / **WCMM** specify a Chrome frame and Caramel Maple wood finish.

Model Number QUX-07

Orders may be sent via
Mailing Address

Versteel
 2332 Cathy Lane
 Jasper IN 47546

Contact Versteel

Email contact@versteel.com
Phone 800 876 2120
 812 634 2120
Fax 812 482 9318

Studio Steel®

Versteel’s “urban fabrication” process leaves the telltale signs of welding and assembly on the surface, highlighting a manufacturing aesthetic. Choosing a clear or transparent powder coat is recommended, allowing tonal striations (created as a result of extreme heat), natural textures, and the inherent qualities of raw steel to show through.

Studio Steel Process \$165 per chair

Powder Coat Finishes

All powder coat finishes in the Versteel offering have been formulated with the use of epoxy, polyester or epoxy and polyester blends to maximize the finish durability.

Powder Coat – Standard n/c

Powder Coat – Premium. \$165 per chair

Quanta Powder Coat Colors

Alloy. PALLY	Mint PMNT
Amethyst PAME	Navy PNAV
Anthracite PANT	Nimbus. PNIM
Black Anodized. PBLA	Nutmeg PNUT
Bronze PBRO	◆ Pacific PPAC
Calypso PCAL	Pearl PPEA
Carbon. PCAR	Pebble PPEB
Champagne PCHA	Ⓟ Platinum PPLA
Coconut PCOC	Poppy. PPOP
◆ Copper. PCOP	◆ Raven. PRAV
Crimson PCRI	Royal PROY
◆ Crystal PCRY	Seaside PSEA
Daffodil. PDAF	Shipyards PSHI
Ebony PEBO	Silver PSIL
Forest. PFOR	Snow PSNO
Fossil PFOS	Stone PSTO
◆ Garnet PGAR	Storm. PSTM
◆ Gold. PGOL	Terra Cotta PTEC
Graphite PGRA	Whisper PWHI
Ⓟ Hope PHOP	White Linen PWHL
Kelly Green PKEG	Powder Coat Alternative . OPA
◆ Matte PMAT	
Mica. PMIC	

Transparent Powder Coats (indicated by ◆)

Please note that the transparent characteristics of these powders allow all natural welds and textures inherent to raw steel to be visible.

Premium Powder Coats (indicated by Ⓟ)

Versteel’s premium process uses specially formulated powder coats for a truly unique color palette.

Plated

Versteel offers two plated options: Chrome and Nickel. Chrome is our most durable finish available and is a deep luster chrome plated finish. Nickel is a plated finish with a clear coat applied for durability. An upcharge applies for plated finishes. See product pricing pages for upcharge.

Chrome ECHR

Nickel ENKL

Quanta Seats & Backs

Seat and back are a molded multi-ply maple core with quarter-cut reconstituted Ash veneer.

Wood Finish

Versteel uses a post-catalyst varnish NDF topcoat that meets AWI (Architectural Woodwork Institute) TR6 performance standards.

Quanta Wood Finishes

Beach. WBEA	Java Cherry. WJAC
Blossom Cherry WBLC	Millwork Cherry. WMWC
Brighton Walnut WBRW	Natural Walnut. WENW (European Walnut)
Caramel Maple WCMM	Pebble WPEB
Chestnut. WCHE	Seaside WSEA
Cordovan Cherry WCNC	Solar Maple WSLM
Drift WDRI	Sugar Maple WSUM
Espresso Walnut. WESW	Terra Cotta WTEC
Fawn WFAW	Whisper WWHI
Fog WFOG	Stain Finish Match. OSM
Forest. WFOR	
Golden Cherry WGNC	

Finish Reference & Samples

For finish color reference, please refer to our website. Contact Versteel Customer Service to receive actual color samples for color matches and final color approval.

Powder Coat Alternative**Call for quotation**

Specify code **OPA** (*Powder Coat Alternative*), add cost from Versteel quotation

Powder Coat Alternative is available from Versteel. The entire RAL color reference along with hundreds of other color and finishes are available.

For Powder Coat Alternative matching, you must supply a color reference sample, or an RAL number. Versteel will review the sample for possible existing colors available and send a sample for customer approval. If no color match exists a custom match can be developed. Call Versteel Customer Service for associated upcharges on custom color development.

NOTE CUSTOM COLOR MATCHING APPROVALS MAY AFFECT STANDARD PRODUCTION SCHEDULES

Stain Finish Match**\$996 / one time charge per finish, per order**

Specify code **OSM** (*Stain Finish Match*), add \$996.00 list per finish, per order

Alternative Stain Finishes are available. For Stain Finish Matching you must supply two 4" x 4" finish color and grain reference samples. An expertly finish matched sample will be provided for customer approval.

NOTE CUSTOM COLOR MATCHING APPROVALS MAY AFFECT STANDARD PRODUCTION SCHEDULES

Polyethylene Black Glides**\$23 / 4-leg chair, stool or apex base**

Specify code **GLD19** (Polyethylene Black Glides), add \$23 list per chair, stool or apex.

Glide surface is polyethylene and designed for use on hard surface flooring. See individual product pages for availability and ordering code.

Casters - Non-Locking Dual Wheel Black Nylon Hard Wheel (Set of 4)**\$171 / chair**

Specify code **CAS31** (Casters - Dual Wheel Black Nylon Hard Wheel), add \$171 list per 4-leg chair.

Black non-locking dual wheel, 2" diameter hard wheel casters may be specified on the 4-leg guest chair. Please refer to the individual pricing pages for availability. Caster option must be specified at the time of the order and does not change the chair seat height.

Casters - Non-Locking Dual Wheel Black Nylon Soft Wheel (Set of 4)**\$171 / chair**

Specify code **CAS64** (Casters - Dual Wheel Black Nylon soft Wheel), add \$171 list per 4-leg chair.

Black non-locking dual wheel, 2" diameter soft wheel casters may be specified on the 4-leg guest chair. Please refer to the individual pricing pages for availability. Caster option must be specified at the time of the order and does not change the chair seat height.

Casters - Non-Locking Dual Wheel Two-Tone Nylon Hard Wheel (4)**\$171 / chair**

Specify code **CAS32** (Casters - Dual Wheel Two-Tone Nylon Hard Wheel), add \$171 list per 4-leg chair.

Two-Tone non-locking dual wheel, 2" diameter hard wheel casters may be specified on the 4-leg guest chair. Please refer to the individual pricing pages for availability. Caster option must be specified at the time of the order and does not change the chair seat height.

Casters - Non-Locking Dual Wheel Two-Tone Nylon Soft Wheel (4)**\$171 / chair**

Specify code **CAS47** (Casters - Dual Wheel Black Nylon soft Wheel), add \$171 list per 4-leg chair.

Two-Tone non-locking dual wheel, 2" diameter soft wheel casters may be specified on the 4-leg guest chair. Please refer to the individual pricing pages for availability. Caster option must be specified at the time of the order and does not change the chair seat height.

Chair Trolley - Quanta**\$906 / each**


Specify code **ACTQU** (Chair Trolley - Quanta), add \$906 list each



STACKING INFORMATION - QUANTA QUANTA
NON-UPHOLSTERED GUEST CHAIRS (WITH OR WITHOUT
CASTERS) STACK 5 HIGH ON THE TROLLEY AND STACK 4 HIGH ON THE FLOOR.

Quanta









4-Leg Base
Arm + Armless



VERSTEEL

Questions?

800 876 2120

		material > grade >	Fabric Grade 2 or COM	Fabric Grade 3	Fabric Grade 4	Fabric Grade 5	Fabric Grade 6	Wood
Style	Description	Model #	Product Wt					
 QUL-07	Armless 4-Leg Base Without Arms Seat - Upholstered Back - Upholstered	QUL-01 	19	1158	1237	1313	1391	1469
	4-Leg Base Without Arms Seat - Upholstered Back - Wood	QUL-04 	19	1065	1144	1219	1298	1375
	4-Leg Base Without Arms Seat - Wood Back - Wood	QUL-07 	19					973
 QULA-08	Arm 4-Leg Base With Arms Seat - Upholstered Back - Upholstered Armcaps - Wood	QULA-03 	21	1466	1542	1620	1697	1776
	4-Leg Base With Arms Seat - Upholstered Back - Wood Armcaps - Wood	QULA-06 	21	1373	1451	1529	1607	1684
	4-Leg Base With Arms Seat - Wood Back - Wood Armcaps - Wood	QULA-08 	21					1279

Stacking

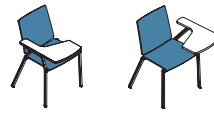
Refer to page 240.

COM Yardage

Refer to page 247.



To Order, Specify...

- ① Model Number
- ② Frame Color
- ③ Wood Finish
- ④ Upholstery Selection
- ⑤ Frame Options



Questions?

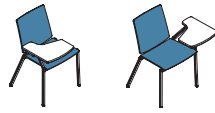
800 876 2120

Style	Description	Model #	Product Wt	material > grade >					
				Fabric Grade 2 or COM	Fabric Grade 3	Fabric Grade 4	Fabric Grade 5	Fabric Grade 6	Wood
Flip-Up Tablet Arm Right  QUL-07TBR Tablet material is 5/8" Black Europly with a Black painted edge.	4-Leg Base Flip-Up Tablet Arm Right Seat - Upholstered Back - Upholstered	QUL-01TBR	27	1456	1534	1611	1690	1768	
	4-Leg Base Flip-Up Tablet Arm Right Seat - Upholstered Back - Wood	QUL-04TBR	27	1363	1442	1519	1593	1670	
	4-Leg Base Flip-Up Tablet Arm Right Seat - Wood Back - Wood	QUL-07TBR	27						1268
Flip-Up Tablet Arm Left  QUL-07TBL Tablet material is 5/8" Black Europly with a Black painted edge.	4-Leg Base Flip-Up Tablet Arm Left Seat - Upholstered Back - Upholstered	QUL-01TBL	27	1456	1534	1611	1690	1768	
	4-Leg Base Flip-Up Tablet Arm Left Seat - Upholstered Back - Wood	QUL-04TBL	27	1363	1442	1519	1593	1670	
	4-Leg Base Flip-Up Tablet Arm Left Seat - Wood Back - Wood	QUL-07TBL	27						1268

COM Yardage
Refer to page 247.

<p>Finish Options</p> Chrome \$ 165 Nickel \$ 223 Powder Coat - Standard n/c Powder Coat - Premium \$ 165	<p>Frame Options</p> Polyethylene Black GlidesGLD19 \$ 23 Casters - Dual Wheel Black Nylon Hard Wheel (set of 4)CAS31 \$ 171 Casters - Dual Wheel Black Nylon Soft Wheel (set of 4)CAS64 \$ 171 Casters, Dual Wheel Two-Tone Nylon Hard Wheel (set of 4)CAS32 \$ 171 Casters - Dual Wheel Two-Tone Nylon Soft Wheel (set of 4)CAS47 \$ 171	<p>Accessories</p> Chair TrolleyACTQU \$ 906	<p>Custom Charges</p> Powder Coat Alternative (per color)OPA call Stain Finish Match (per finish)OSM \$ 996
---	---	---	---









Quanta
4-Leg Base
Retractable Tablet Arm



VERSTEEL

Questions?

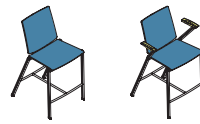
800 876 2120

		material > grade >	Fabric Grade 2 or COM	Fabric Grade 3	Fabric Grade 4	Fabric Grade 5	Fabric Grade 6	Wood
Style	Description	Model #	Product Wt					
 <p>Retractable Tablet Arm Right</p> <p>QUL-07RTBR Tablet material is 5/8" Black Europly with a Black painted edge.</p>	4-Leg Base Retractable Tablet Arm Right Seat - Upholstered Back - Upholstered	 QUL-01RTBR	27	1480	1554	1633	1711	1787
	4-Leg Base Retractable Tablet Arm Right Seat - Upholstered Back - Wood	 QUL-04RTBR	27	1386	1461	1540	1617	1695
	4-Leg Base Retractable Tablet Arm Right Seat - Wood Back - Wood	 QUL-07RTBR	27					1293
 <p>Retractable Tablet Arm Left</p> <p>QUL-07RTBL Tablet material is 5/8" Black Europly with a Black painted edge.</p>	4-Leg Base Retractable Tablet Arm Left Seat - Upholstered Back - Upholstered	 QUL-01RTBL	27	1480	1554	1633	1711	1787
	4-Leg Base Retractable Tablet Arm Left Seat - Upholstered Back - Wood	 QUL-04RTBL	27	1386	1461	1540	1617	1695
	4-Leg Base Retractable Tablet Arm Left Seat - Wood Back - Wood	 QUL-07RTBL	27					1293

COM Yardage
Refer to page 247.



To Order, Specify...

- ① Model Number
- ② Frame Color
- ③ Wood Finish
- ④ Upholstery Selection
- ⑤ Frame Options



Questions?

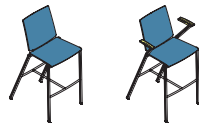
800 876 2120

				material > grade >	Fabric Grade 2 or COM	Fabric Grade 3	Fabric Grade 4	Fabric Grade 5	Fabric Grade 6	Wood
Style	Description	Model #	Product Wt							
 QUL-07S24	4-Leg Base 24" Seat Height Without Arms Seat - Upholstered Back - Upholstered	QUL-01S24	24	1660	1739	1814	1891	1969		
	4-Leg Base 24" Seat Height Without Arms Seat - Upholstered Back - Wood	QUL-04S24	24	1567	1644	1722	1800	1875		
	4-Leg Base 24" Seat Height Without Arms Seat - Wood Back - Wood	QUL-07S24	24							1472
 QULA-03S24, QULA-06S24 and QULA-08S24 Not available in chrome/nickel.	4-Leg Base 24" Seat Height With Arms Seat - Upholstered Back - Upholstered Armcaps - Wood	QULA-03S24	26	1830	1906	1984	2062	2139		
	4-Leg Base 24" Seat Height With Arms Seat - Upholstered Back - Wood Armcaps - Wood	QULA-06S24	26	1736	1812	1890	1968	2045		
	4-Leg Base 24" Seat Height With Arms Seat - Wood Back - Wood Armcaps - Wood	QULA-08S24	26							1643









33"-38" table heights
are recommended for
use with 24" stool

COM Yardage
Refer to page 247.

Finish Options	Price	Frame Options	Code	Price	Custom Charges	Code	Price
Chrome	\$ 165	Polyethylene Black Glides	GLD19	\$ 23	Powder Coat Alternative (per color)	OPA	call
Nickel	\$ 223				Stain Finish Match (per finish)	OSM	\$ 996
Powder Coat - Standard	n/c						
Powder Coat - Premium	\$ 165						

Quanta4-Leg Base Stool - 29"
Armless + Arm**VERSTEEL****Questions?**

800 876 2120

		material > grade >	Fabric Grade 2 or COM	Fabric Grade 3	Fabric Grade 4	Fabric Grade 5	Fabric Grade 6	Wood
Style	Description	Model #	Product Wt					
 QUL-07S29	4-Leg Base 29" Seat Height Without Arms Seat - Upholstered Back - Upholstered	 QUL-01S29	26	1660	1739	1814	1891	1969
	4-Leg Base 29" Seat Height Without Arms Seat - Upholstered Back - Wood	 QUL-04S29	26	1567	1644	1722	1800	1875
	4-Leg Base 29" Seat Height Without Arms Seat - Wood Back - Wood	 QUL-07S29	26					1472
 QULA-03S29, QULA-06S29 and QULA-08S29 Not available in chrome/nickel	4-Leg Base 29" Seat Height With Arms Seat - Upholstered Back - Upholstered Armcaps - Wood	 QULA-03S29	28	1830	1906	1984	2062	2139
	4-Leg Base 29" Seat Height With Arms Seat - Upholstered Back - Wood Armcaps - Wood	 QULA-06S29	28	1736	1812	1890	1968	2045
	4-Leg Base 29" Seat Height With Arms Seat - Wood Back - Wood Armcaps - Wood	 QULA-08S29	28					1643

38" - 42" table heights
are recommended for
use with 29" stool

COM Yardage

Refer to page 247.









To Order, Specify...

- ① Model Number
- ② Frame Color
- ③ Wood Finish
- ④ Upholstery Selection
- ⑤ Frame Options



Questions?

800 876 2120

Style	Description	Model #	Product Wt	material >	Fabric	Fabric	Fabric	Fabric	Fabric	Wood
				grade >	Grade 2	Grade 3	Grade 4	Grade 5	Grade 6	
				or.COM						
 QURS-07	Swivel 5-Star Base Without Arms Seat - Upholstered Back - Upholstered	 QURS-01	31	1628	1703	1781	1860	1937		
	Swivel 5-Star Base Without Arms Seat - Upholstered Back - Wood	 QURS-04	31	1534	1611	1690	1768	1843		
	Swivel 5-Star Base Without Arms Seat - Wood Back - Wood	 QURS-07	31							1442
 QURSA-07	Swivel 5-Star Base With Arms Seat - Upholstered Back - Upholstered Armcaps - Wood	 QURSA-01	35	1787	1865	1943	2019	2098		
	Swivel 5-Star Base With Arms Seat - Upholstered Back - Wood Armcaps - Wood	 QURSA-04	35	1695	1774	1850	1928	2007		
	Swivel 5-Star Base With Arms Seat - Wood Back - Wood Armcaps - Wood	 QURSA-07	35							1603





COM Yardage
Refer to page 247.

Finish Options	Price	Frame Options	Code	Price	Custom Charges	Code	Price
Chrome	\$ 165	4-Leg Models Only			Powder Coat Alternative (per color)	OPA	call
Nickel	\$ 223	Polyethylene Black Glides	GLD19	\$ 23	Stain Finish Match (per finish)	OSM	\$ 996
Powder Coat - Standard	n/c						
Powder Coat - Premium	\$ 165	Swivel Models Only					
		Casters - Dual Wheel Black Nylon					
		Hard Wheel (set of 4)	CAS31	n/c			
		Casters - Dual Wheel Black Nylon					
		Soft Wheel (set of 4)	CAS64	n/c			
		Casters, Dual Wheel Two-Tone Nylon					
		Hard Wheel (set of 4)	CAS32	n/c			
		Casters not available on stool models					



Questions?

800 876 2120

		material > grade >	Fabric Grade 2 or COM	Fabric Grade 3	Fabric Grade 4	Fabric Grade 5	Fabric Grade 6	Wood
Style	Description	Model #	Product Wt					
 QUX-07	Apex Base Without Arms Seat - Upholstered Back - Upholstered	QUX-01 	23	1158	1237	1313	1391	1469
	Apex Base Without Arms Seat - Upholstered Back - Wood	QUX-04 	23	1065	1144	1219	1298	1375
	Apex Base Without Arms Seat - Wood Back - Wood	QUX-07 	23					973


COM Yardage
Refer to page 247.

To Order, Specify...

- ① Model Number
- ② Frame Color
- ③ Wood Finish
- ④ Upholstery Selection
- ⑤ Frame Options



Questions?
800 876 2120

Style	Description	Model #	Product Wt	material >	Fabric	Fabric	Fabric	Fabric	Fabric	Wood
				grade >	Grade 2 or COM	Grade 3	Grade 4	Grade 5	Grade 6	
 QUXL-07	Apex Base Without Arms Seat - Upholstered Back - Upholstered	QUXL-01	23		1158	1237	1313	1391	1469	
	Apex Base Without Arms Seat - Upholstered Back - Wood	QUXL-04	23		1065	1144	1219	1298	1375	
	Apex Base Without Arms Seat - Wood Back - Wood	QUXL-07	23							973

COM Yardage
Refer to page 247.

Finish Options	Price	Frame Options	Code	Price	Custom Charges	Code	Price
Chrome	\$ 165	Polyethylene Black Glides	GLD19	\$ 23	Powder Coat Alternative (per color)	OPA	call
Nickel	\$ 223				Stain Finish Match (per finish)	OSM	\$ 996
Powder Coat - Standard	n/c						
Powder Coat - Premium	\$ 165						

Quanta


Swivel Disc Base
Gullwing Arm + Adjustable Height



VERSTEEL

Questions?

800 876 2120

				material > grade >	Fabric Grade 2 or COM	Fabric Grade 3	Fabric Grade 4	Fabric Grade 5	Fabric Grade 6	Wood
Style	Description	Model #	Product Wt							
 <p>QUDAH-01</p>	Swivel Disc Base Gullwing Arms Adjustable Height Seat - Upholstered Back - Upholstered Arms - Wood	QUDAH-01	49	1763	1860	1956	2053	2150		
	Swivel Disc Base Gullwing Arms Adjustable Height Seat - Upholstered Back - Wood Arms - Wood	QUDAH-04	49	1617	1695	1774	1850	1928		
	Swivel Disc Base Gullwing Arms Adjustable Height Seat - Fully Upholstered Back - Upholstered	QUDAH-11	49	2030	2136	2238	2345	2453		
	Swivel Disc Base Gullwing Arms Adjustable Height Seat - Fully Upholstered Back - Wood	QUDAH-14	49	1889	1971	2056	2142	2225		

COM Yardage

Refer to page 247.


To Order, Specify...

- ① Model Number
- ② Frame Color
- ③ Wood Finish
- ④ Upholstery Selection
- ⑤ Frame Options



Questions?

800 876 2120

Style	Description	Model #	Product Wt	material >	Fabric	Fabric	Fabric	Fabric	Fabric	Wood
				grade >	Grade 2 or COM	Grade 3	Grade 4	Grade 5	Grade 6	
 QUDFH-11	Swivel Disc Base Gullwing Arms Fixed Height Seat - Upholstered Back - Upholstered Arms - Wood	QUDFH-01	49	1763	1860	1956	2053	2150		
	Swivel Disc Base Gullwing Arms Fixed Height Seat - Upholstered Back - Wood Arms - Wood	QUDFH-04	49	1617	1695	1774	1850	1928		
	Swivel Disc Base Gullwing Arms Fixed Height Seat - Fully Upholstered Back - Upholstered	QUDFH-11	49	2030	2136	2238	2345	2453		
	Swivel Disc Base Gullwing Arms Fixed Height Seat - Fully Upholstered Back - Wood	QUDFH-14	49	1889	1971	2056	2142	2225		

COM Yardage
Refer to page 247.

Finish Options	Price
Chrome	\$ 165
Nickel	\$ 223
Powder Coat - Standard	n/c
Powder Coat - Premium	\$ 165

Custom Charges	
Powder Coat Alternative (per color)	OPA call
Stain Finish Match (per finish)	OSM \$ 996


Specifications

Quanta Max is available in 4-leg, sled, swivel, stool and beam with a shell of molded resilient polypropylene resin or quarter cut Ash formed plywood. An upholstered seat pad is available. All models, with the exception of those with wood legs or a tablet, can be ordered with or without arms. A tablet arm is available on the 4-leg and sled base chairs. Stools with a ply shell offer a mid back option.

Features

The 4-leg chairs and stools feature a steel swivel glide with a nickel cap, while the sled base chairs and stools have a polyethylene glide. The swivel chairs and stools feature dual wheel black nylon soft wheel casters. The sled chairs are stackable for compact storage. 4-Leg and sled base guest chairs can be stacked on the floor or on the Quanta Max Chair Trolley. See below for stacking information.

Stacking Information
Floor

Sled Base 10 (6 if seats are upholstered)
 Guest Chair without casters 10 (6 if seats are upholstered)
 Guest Chair with casters 6 (4 if seats are upholstered)

Trolley

Sled Base Chair 20 (10 if seats are upholstered)
 Guest Chair with or w/o Casters . . 20 (10 if seats are upholstered)

Quickship Program

Available for select products in the Quanta Max series, see pricing pages.

The Versteel Quickship Program consists of up to 50 tables, 25 tables with modesty panels or 100 chairs in 10 working days from time of order (received by 12pm EST). Orders must be accompanied by final material and finish specifications for order entry. They must be clearly marked "Quickship" and consist of products from the program. Quickship orders cannot be changed or cancelled, and credit approval must be acquired within 24 hours.

For additional information see Versteel.com.

Shipping Schedule

Poly Shell	3-5 WEEKS
Ply Shell	3-5 WEEKS
Quickship Products	10 WORKING DAYS

Contact Versteel Customer Service for special lead time requests.

NOTE CHAIR ORDERS WITH COM UPHOLSTERY WILL BE SCHEDULED UPON RECEIPT OF COM UPHOLSTERY YARDAGE

BIFMA

All Versteel products are constructed to pass the relevant ANSI/BIFMA standards. For more detailed specifications by series and base style, contact Versteel Customer Service at 800.876.2120.

Additional information regarding warranty, terms and conditions, shipping, care and maintenance, etc. can be found in the All Seating price list.

**Quanta Max Sled or Guest Base
 Armless/Arms**

Chair Dimensions
 Overall height: 32 7/8"
 Overall width w/ arms: 22 3/8"
 Overall width w/o arms: 21 7/8"
 Overall depth: 20 3/8"
 Seat height: 18 1/2"
 Seat width: 17 3/8"
 Seat depth: 16 1/2"
 Arm height w/ armcaps: 25 3/4"
 Actual weight: 18 lbs. w/ arms
 Actual weight: 17 lbs. w/o arms


**Quanta Max Sled or Guest Base
 Armless (Retractable Tablet)**

Chair Dimensions
 Overall height: 32 7/8"
 Overall width w/ tablet up: 23 1/2" (sled)
 Overall width w/ tablet up: 24" (4-leg)
 Overall depth w/ tablet up: 28 1/2"
 Seat height: 18 1/2"
 Seat width: 17 3/8"
 Seat depth: 16 1/2"
 Arm height: 25 3/4"
 Actual weight: 25 lbs.


Retractable Tablet Dimensions

Tablet size: 15 3/4" d x 14 3/4" w x 3/8" thick
 Tablet is available in black only

**Quanta Max Sled Base
 24" Stool
 Armless/Arms**

Chair Dimensions
 Overall height: 39 1/8" (mid back 36 5/8")
 Overall width: 22 3/4"
 Overall depth: 20 1/2"
 Seat height: 24 3/4"
 Seat width: 17 3/8"
 Seat depth: 16 1/2"
 Arm height w/ armcaps: 32"
 Actual weight: 19 lbs. w/ arms
 Actual weight: 18 lbs. w/o arms


Key Description

- 1 1/16" 12 gauge steel tube
- 2 base frame 3/8"x1/2" flat bar with radius corners
- 3 seat shell, molded resilient polypropylene resin or quarter cut ash formed plywood, 7 ply, 1 1/2" thick
- 4 polyethylene glide
- 5 steel swivel glide, nickel cap

Quanta Max Sled Base

29" Stool

Armless/Arms

Chair Dimensions
 Overall height: 44 1/8" (mid back 41 3/8")
 Overall width: 23 3/8"
 Overall depth: 21"
 Seat height: 29 3/4"
 Seat width: 17 3/8"
 Seat depth: 16 1/2"
 Arm height w/ armcaps: 37 3/16"
 Actual weight: 22 lbs. w/ arms
 Actual weight: 21 lbs. w/o arms



Quanta Max 4-Leg Base

24" Stool

Armless/Arms

Chair Dimensions
 Overall height: 39"
 Overall width: 22 5/8"
 Overall depth: 20 3/4"
 Seat height: 24 1/2"
 Seat width: 17 3/8"
 Seat depth: 16 1/2"
 Arm height w/ arms: 31 3/4"
 Actual weight: 20 lbs. w/ arms
 Actual weight: 19 lbs. w/o arms



Quanta Max 4-Leg Base

29" Stool

Armless/Arms

Chair Dimensions
 Overall height: 43 3/4" (mid back 41 1/4")
 Overall width: 23"
 Overall depth: 21"
 Seat height: 30 1/8"
 Seat width: 17 3/8"
 Seat depth: 16 1/2"
 Arm height w/ arms: 36 1/2"
 Actual weight: 21 lbs. w/ arms
 Actual weight: 20 lbs. w/o arms



Stacking Poly Shell Only (Trolley)

Sled Base Chair 20 (10 if seats are upholstered)
 Guest Chair with or without casters 20 (10 if seats are upholstered)

Stacking Poly Shell Only (Floor)

Sled Base Chair 10 (6 if seats are upholstered)
 Guest Chair without casters 10 (6 if seats are upholstered)
 Guest Chair with casters 6 (4 if seats are upholstered)

Chairs with tablets do not stack

**Quanta Max Wood Guest Base
 Armless**

Chair Dimensions
 Overall height: 31¹⁵/₁₆"
 Overall width: 20³/₁₆"
 Overall depth: 20³/₁₆"
 Seat height: 18¹/₂"
 Seat width: 17³/₈"
 Seat depth: 16"
 Actual weight: 15 lbs.


**Quanta Max Swivel Base
 Armless/Arms**

Chair Dimensions
 Overall height: 30¹/₂"
 Overall width w/ armcaps: 27"
 Overall width w/o arms: 22¹/₄"
 Overall depth: 20³/₁₆"
 Seat height: 17¹/₂" - 22¹/₂"
 Seat width: 17³/₈"
 Seat depth: 16¹/₂"
 Actual weight w/ arms: 24 lbs.
 Actual weight w/o arms: 23 lbs.


**Quanta Max Swivel Base Stool
 Armless/Arms**

Stool Dimensions
 Overall height: 46¹/₂" (mid back 43¹/₂"
 (at highest cylinder height)
 Overall width: 23³/₈"
 Overall depth: 23"
 Seat height: 23¹/₂" - 33¹/₂"
 Seat width: 17³/₈"
 Seat depth: 16¹/₂"
 Arm height w/ armcaps: 41³/₁₆"
 (at highest cylinder height)
 Cylinder height adjustment range: 10"
 Actual weight: 26 lbs. w/ arms
 Actual weight: 25 lbs. w/o arms


Guest

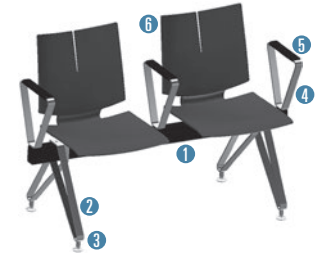
Key	Description
1	chair frame, 14 gauge support rail
2	legs, solid ash
3	seat shell, molded resilient polypropylene resin or quarter cut ash formed plywood, 7 ply, 1/2" thick
4	nylon glide

Swivel

Key	Description
1	0.075" PVC armcap or 0.25" solid ash wood armcap
2	seat shell, molded resilient polypropylene resin or quarter cut ash formed plywood, 7 ply, 1/2" thick
3	die cast aluminum 5-star base
4	dual wheel black nylon soft wheel casters
5	1 1/16" 12 gauge steel tube

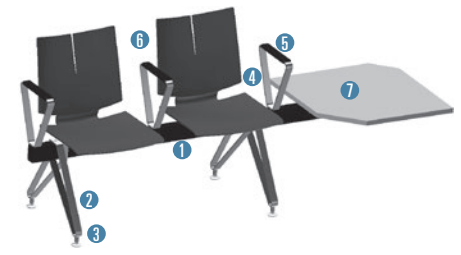
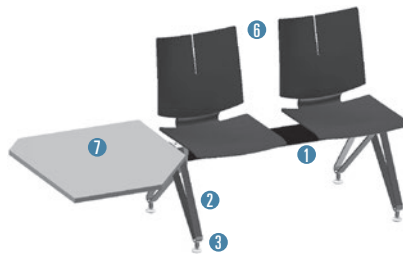
**Quanta Max 4-Leg Base
2 Seat Armless/Arms**

Chair Dimensions
Overall height: 33"
Overall width w/ armcaps: 49"
Overall width w/o arms: 42"
Overall depth: 20 3/4"
Seat height: 18 1/2"
Seat width: 17 3/8"
Seat depth: 16 1/2"
Arm height w/ armcaps: 26 3/4"
Actual weight: 71 lbs. w/ arms
Actual weight: 58 lbs. w/o arms



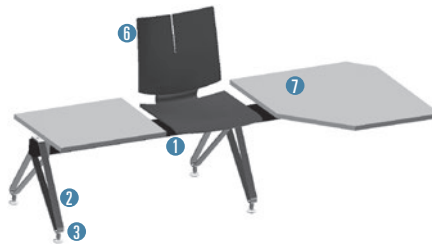
**Quanta Max 4-Leg Base
2 Seat Armless/Arms
with Corner Table**

Chair Dimensions
Overall height: 33"
Overall width w/ armcaps: 75"
Overall width w/o arms: 71"
Overall depth: 20 3/4"
Seat height: 18 1/2"
Seat width: 17 3/8"
Seat depth: 16 1/2"
Arm height w/ armcaps: 26 3/4"
Table width w/ arms: 29"
Table width w/o arms: 26"
Table length w/ arms: 39"
Table length w/o arms: 34"
Actual chair weight: 98 lbs. w/ arms
Actual chair weight: 90 lbs. w/o arms
Actual table weight: 22 lbs. w/ arms
Actual table weight: 18 lbs. w/o arms



**Quanta Max 4-Leg Base
1 Seat/1 Top Armless/Arms
with/without Corner Table**

Chair Dimensions
Overall height: 33"
Overall width w/ armcaps: 45"
Overall width w/o arms w/ corner table: 71"
Overall depth: 20 3/4"
Seat height: 18 1/2"
Seat width: 17 3/8"
Seat depth: 16 1/2"
Arm height w/ armcaps: 26 3/4"
Table width w/ arms: 29"
Table width w/o arms: 26"
Table length w/ arms: 39"
Table length w/o arms: 34"
Actual chair weight: 65 lbs. w/ arms
Actual chair weight: 88 lbs. w/o arms w/ corner table
Actual table weight: 22 lbs. w/ arms
Actual table weight: 18 lbs. w/o arms



Key	Description
1	beam frame, 3" x 2" x 3/16" steel tube
2	beam leg, 1/2" x 1/4" solid steel
3	dome swivel glide, nickel cap, nylon base
4	beam arm, 1/2" x 1/4" solid steel

Key	Description
5	arm cap, urethane
6	seat shell, molded resilient polypropylene resin
7	table top surface, 7/8" particle board
8	upholstered seat, molded liner with 1/2" thick, 2 lb. density foam

Note
For layouts that include corner tables, the beam model numbers making the corner layout have to be identical to support the correct corner table. Either both end seats on the corner have to be armless or both have to have arms. Arm and armless seats cannot be mixed and matched on corner table applications.

**Quanta Max 4-Leg Base
 3 Seat Armless/Arms
 with/without Corner Table**
Chair Dimensions

Overall height: 33"

Overall width w/ armcaps: 72½"

Overall width w/o arms: 65"

Overall width w/o arms w/ corner table: 94½"

Overall depth: 20¾"

Seat height: 18½"

Seat width: 17¾"

Seat depth: 16½"

Arm height w/ armcaps: 26¾"

Table width w/ arms: 29"

Table width w/o arms: 26"

Table length w/ arms: 39"

Table length w/o arms: 34"

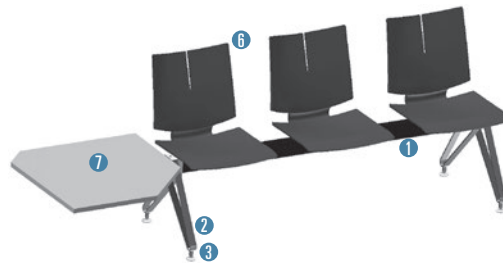
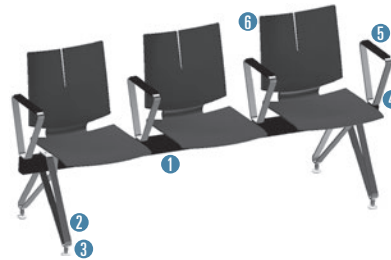
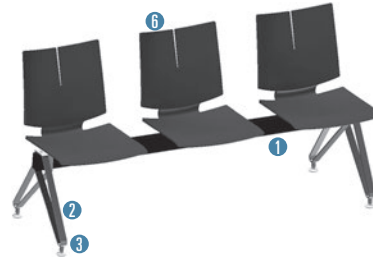
Actual weight: 96 lbs. w/ arms

Actual weight: 80 lbs. w/o arms

Actual weight: 113 lbs. w/o arms w/ corner table

Actual table weight: 22 lbs. w/ arms

Actual table weight: 18 lbs. w/o arms


Key Description

- 1 beam frame, 3" x 2" x 3/16" steel tube
- 2 beam leg, 1/2" x 1/2" solid steel
- 3 dome swivel glide, nickel cap, nylon base
- 4 beam arm, 1/4" x 1/2" solid steel

Key Description

- 5 arm cap, urethane
- 6 seat shell, molded resilient polypropylene resin
- 7 table top surface, 7/8" particle board
- 8 upholstered seat, molded liner with 1/2" thick, 2 lb. density foam

Note

For layouts that include corner tables, the beam model numbers making the corner layout have to be identical to support the correct corner table. Either both end seats on the corner have to be armless or both have to have arms. Arm and armless seats cannot be mixed and matched on corner table applications.

**Quanta Max 4-Leg Base
2 Seat/1 Top Armless/Arms
with/without Corner Table**

Chair Dimensions

Overall height: 33"

Overall width w/ armcaps: 72½"

Overall width w/o arms: 65"

Overall width w/o arms w/ corner table: 94½"

Overall depth: 20¾"

Seat height: 18½"

Seat width: 17¾"

Seat depth: 16½"

Arm height w/ armcaps: 26¾"

Table width w/ arms: 29"

Table width w/o arms: 26"

Table length w/ arms: 39"

Table length w/o arms: 34"

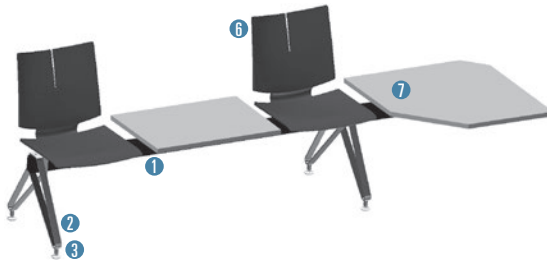
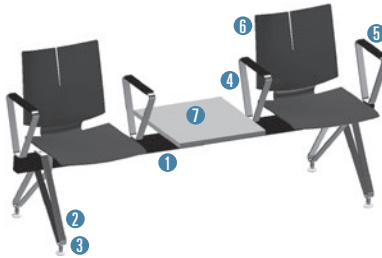
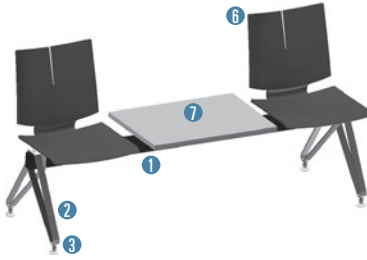
Actual weight: 95 lbs. w/ arms

Actual weight: 80 lbs. w/o arms

Actual weight: 113 lbs. w/o arms w/ corner table

Actual table weight: 22 lbs. w/ arms

Actual table weight: 18 lbs. w/o arms



Standard Versteel Upholstery

Standard Versteel Upholstery offers a range of materials, from fabrics in a variety of colors and textures to vinyls for soil resistance. Please refer to Versteel's fabric cards or the "Materials + Finishes" section of our website for information.

Grade-in Upholstery

Versteel has coordinated with upholstery manufacturers to simplify your order process. Many of the manufacturers' offerings have been pre-approved for application on Versteel Seating.

Contact Versteel Customer Service with your selected fabric choice to be graded in. You will be supplied with the appropriate grade-in designator. On your purchase order, complete the information with the pattern name, color description and grade-in designator, and Versteel will take it from there.

Customer's Own Material

Customer's Own Materials (COM's) are not an issue on Quanta Max. Many COM's are pre-approved for application on Versteel Seating. Call Versteel Customer Service with your COM selection to determine if it has been pre-approved. If your selection has not been pre-approved, reference the "Receiving COM Approval" section below.

Receiving COM Approval

Not all materials are suitable for upholstery on Quanta Max. A 12" x 12" memo sample must be supplied for approval before a COM material is accepted for an order. If the material is directional in pattern or weave, the pattern repeat (in inches) in both directions or the weave direction must be supplied.

Excess COM

Versteel will not store excess COM for more than 30 days after the order has been completed. If excess material is to be returned after order completion, send the request to Versteel Customer Service prior to acknowledged ship date. It is the customer's responsibility to arrange for the return of the material "freight collect."

COM Requiring Application Test

If an application test is required for your selected COM, send test sample material along with the following.

1. Name and return address
2. Model selected
3. Sketch showing special requirements for the positioning of the materials' pattern on the seat and ledge, if special considerations are required.

NOTE ALL UPHOLSTERIES ARE CUT UP THE ROLL TO MAXIMIZE YIELD AND WEAR PERFORMANCE

Ship COM to:

Versteel
 2332 Cathy Lane
 Jasper, IN 47546

COM must be shipped to the factory with transportation costs "prepaid." If material is considered defective or unusable, it will be returned "transportation collect."

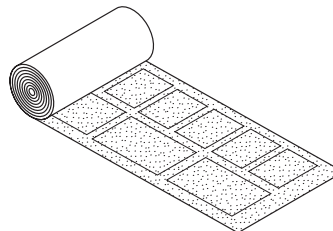
For standard lead time orders, tag fabric with purchase order number and identify with project number if possible.

Application of Directional Fabrics

Due to the upholstering process, some fabrics not considered directional by the supplier may be considered directional by Versteel.

All COM's are cut "up the roll" unless otherwise directed by the customer (see illustration below).

EXAMPLE PATTERN CUT UP THE ROLL



If special cutting or upholstery application is required, you must indicate requirement at time of order entry.

Quanta Max COM Yardage Requirements

COM yardage requirements are calculated for chairs and stools based on a material width of 54" and a repeat of 2" or less. For material less than 54" wide, contact Versteel for yardage requirements. Use the chart below as a guide to calculate your COM yardage. For quantities greater than 20 chairs or stools, contact Versteel Customer Service for calculation of COM yardage by model.

Quantity of Chairs	1	2	3	4	5	6	7	8	9	10	11	12	13	14	15	16	17	18	19	20	
Quanta Max																					
Upholstered Seat Only	1.0	1.5	1.5	2.0	2.5	2.5	3.5	3.5	4.0	4.0	4.5	4.5	5.0	5.5	5.5	6.0	6.5	6.5	7.0	7.5	

Patterned COM Additional Yardage Guide

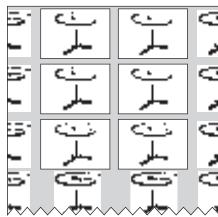
Use the guide below to aid in ordering the appropriate COM fabric when needing to match a pattern with a repeat. To use this guide, add the vertical and horizontal repeats together (e.g. a 5" vertical repeat plus an 11" horizontal repeat gives a 16" total). Then find the appropriate entry on the chart, and increase the yardage estimate by the percentage indicated.

For example: The yardage estimate is 8 yards of 54" wide fabric and the pattern has a repeat of 11" horizontal and 5" vertical. Add up the repeats (11" + 5" = 16") and find the appropriate entry - 15% in this example. Fifteen percent more fabric is required to match the pattern. 8 yards plus an extra 15% is 9.2 yards.

Fabric Width	Plain Fabric	3" - 14" Repeat	15" - 19" Repeat	20" - 27" Repeat	28" - 36" Repeat	37" - 45" Repeat	46" - 54" Repeat
54"	0%	10%	15%	20%	25%	30%	35%
50" - 52"	10%	20%	25%	30%	35%	40%	45%

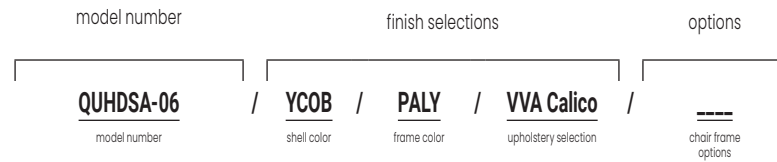
Decorative Patterns

Yardage requirements are greatly affected by the size of the repeat and the print or pattern of the material. Versteel cuts all seating patterns with aesthetic concerns in mind for high quality and consistency. Refer to the COM listing for the yardage required for pattern repeat.



To Order, Specify...

- 1 Model Number
- 2 Shell Color/Finish
- 3 Frame Color
- 4 Swivel Base Color
- 5 Wood Leg Finish
- 6 Upholstery Selection
- 7 Frame Options



A **QUHDSA-06** is a Quanta Max series, sled base chair with arms, upholstered seat, poly back and poly armcaps.

The codes **YCOB** / **PALY** / **VVA Calico** specify a Cobalt poly shell with an Alloy frame and Grade 3 Vanguard CV Calico upholstery.

Model Number QUHDSA-06

Orders may be sent via
Mailing Address

Versteel
2332 Cathy Lane
Jasper IN 47546

Contact Versteel

Email contact@versteel.com
Phone 800 876 2120
812 634 2120
Fax 812 482 9318

Quanta Max Seats, Backs & Shells

Ply shells are molded multi-ply maple core with with quarter-cut reconstituted Ash veneer. Poly shells are molded with resilient, flexible polypropylene resins with a satin textured surface.

Quanta Max Poly Shell Colors

Canary YCAN	Papaya YPAP
Cobalt YCOB	Quarry YQUA
Lime YLIM	Salsa YSAL
Near Black YNBL	Snow YSNO
Oyster YOYS	

Wood Finish

Versteel uses a post-catalyst varnish NDF topcoat that meets AWI (Architectural Woodwork Institute) TR6 performance standards.

Quanta Max Wood Finishes

Beach WBEA	Java Cherry WJAC
Blossom Cherry WBLC	Millwork Cherry WMWC
Brighton Walnut WBRW	Natural Walnut WENW (European Walnut)
Caramel Maple WCMM	Pebble WPEB
Chestnut WCHE	Seaside WSEA
Cordovan Cherry WCNC	Solar Maple WSLM
Drift WDRI	Sugar Maple WSUM
Espresso Walnut WESW	Terra Cotta WTEC
Fawn WFAW	Whisper WWHI
Fog WFOG	Stain Finish Match OSM
Forest WFOR	
Golden Cherry WGNC	

Studio Steel®

Versteel’s “urban fabrication” process leaves the telltale signs of welding and assembly on the surface, highlighting a manufacturing aesthetic. Choosing a clear or transparent powder coat is recommended, allowing tonal striations (created as a result of extreme heat), natural textures, and the inherent qualities of raw steel to show through.

Studio Steel Process \$165

Powder Coat Finishes

All powder coat finishes in the Versteel offering have been formulated with the use of epoxy, polyester or epoxy and polyester blends to maximize the finish durability.

Powder Coat Finish Options

Powder Coat – Standard	n/c
Powder Coat – Premium	\$165

Quanta Max Powder Coat Colors

Alloy PALLY	Mint PMNT
Amethyst PAME	Navy PNAV
Anthracite PANT	Nimbus PNIM
Black Anodized PBLA	Nutmeg PNUY
Bronze PBRO	Pacific PPAC
Calypso PCAL	Pearl PPEA
Carbon PCAR	Pebble PPEB
Champagne PCHA	Platinum PPLA
Coconut PCOC	Poppy PPOP
Copper PCOP	Raven PRAV
Crimson PCRI	Royal PROY
Crystal PCRY	Seaside PSEA
Daffodil PDAF	Shipyard PSHI
Ebony PEBO	Silver PSIL
Forest PFOR	Snow PSNO
Fossil PFOS	Stone PSTO
Garnet PGAR	Storm PSTM
Gold PGOL	Terra Cotta PTEC
Graphite PGRA	Whisper PWHI
Hope PHOP	White Linen PWHL
Kelly Green PKEG	Powder Coat Alternative OPA
Matte PMAT	
Mica PMIC	

Transparent Powder Coats (indicated by ♦)

Please note that the transparent characteristics of these powders allow all natural welds and textures inherent to raw steel to be visible.

Premium Powder Coats (indicated by Ⓢ)

Versteel’s premium process uses specially formulated powder coats for a truly unique color palette.

Plated

Versteel offers two plated options: Chrome and Nickel. Chrome is our most durable finish available and is a deep luster chrome plated finish. Nickel is a plated finish with a clear coat applied for durability. An upcharge applies for plated finishes. See product pricing pages for upcharge.

Chrome	ECHR
Nickel	ENKL

Finish Reference & Samples

For finish color reference, please refer to our website. Contact Versteel Customer Service to receive actual color samples for color matches and final color approval.

Powder Coat Alternative
Call for quotation

Specify code **OPA** (Powder Coat Alternative), add cost from Versteel quotation

Powder Coat Alternative is available from Versteel. The entire RAL color reference along with hundreds of other color and finishes are available.

For Powder Coat Alternative matching, you must supply a color reference sample, or an RAL number. Versteel will review the sample for possible existing colors available and send a sample for customer approval. If no color match exists a custom match can be developed. Call Versteel Customer Service for associated upcharges on custom color development.

NOTE CUSTOM COLOR MATCHING APPROVALS MAY AFFECT STANDARD PRODUCTION SCHEDULES

Poly Shell Alternative
Call for quotation

Specify code **OPS** (Poly Shell Alternative), add cost from Versteel quotation

For Poly Shell Alternative, you must supply a color reference sample. Versteel will review the sample for possible existing colors available and send a sample for customer approval. If no color match exists, a custom match can be developed. Minimum order quantities exist for alternative colors. Call Versteel Customer Service for minimums and associated upcharges on Poly Shell Alternatives.

NOTE CUSTOM COLOR MATCHING APPROVALS MAY AFFECT STANDARD PRODUCTION SCHEDULES

Special Laminate
Call for quotation

Specify code **TSP** (Special Laminate), indicate the quoted charges per table

Special laminates and patterns can be specified as an option. To specify, contact Versteel for availability and pricing.

NOTE LAMINATES IN STANDARD COLORS AND TEXTURES FROM FORMICA, NEVAMAR, PIONITE AND WILSONART ARE STANDARD

CAUTION LAMINATE MANUFACTURERS CHANGE STANDARD OFFERINGS FREQUENTLY, AND IT IS POSSIBLE THAT A STANDARD PRODUCT CAN BECOME UNAVAILABLE. VERSTEEL CANNOT BE RESPONSIBLE FOR ANY INCONVENIENCE THIS MAY CAUSE.

Custom PVC Color Match
Call for quotation / one time charge per color, per order

Specify code **OCP** (Custom PVC Color Match), add cost from Versteel quotation

PVC Color Match can be the selection of a color that is available from a Versteel supplier or a new custom color developed for the order. Minimum footage requirements mean that the amount of material needed for your order will effect the cost.

For PVC Color Matching you must supply a color reference sample. Versteel will review the sample for possible existing colors available and send a sample for customer approval. If no color match exists, a custom match will be developed and sampled for customer approval before a production schedule is established.

NOTE CUSTOM COLOR MATCHING APPROVALS MAY AFFECT STANDARD PRODUCTION SCHEDULES

Stain Finish Match
\$996 / one time charge per finish, per order

Specify code **OSM** (Stain Finish Match), add \$996.00 list per finish, per order

Alternative Stain Finishes are available for veneer and wood edged tops.

For Stain Finish Matching you must supply two 4" x 4" finish color and grain reference samples. An expertly finish matched sample will be provided for customer approval.

NOTE CUSTOM COLOR MATCHING APPROVALS MAY AFFECT STANDARD PRODUCTION SCHEDULES

Veneer or Wood Edge Alternatives

For veneer or wood edge requirements other than our standard plain sliced Ash, Cherry, Maple or Walnut, contact Versteel Customer Service with the specifications of the materials you would like to specify.

NOTE VENEER OR WOOD EDGE ALTERNATIVES APPROVAL MAY AFFECT STANDARD PRODUCTION SCHEDULES

Wood Finish Alternatives

Versteel finish has a natural grain fill level finish appearance, contact Versteel Customer Service for alternative fill levels. Coarse grain will require additional application steps for a full-fill grain appearance and will require a quote.

NOTE WOOD FINISH ALTERNATIVE APPROVAL MAY AFFECT STANDARD PRODUCTION SCHEDULES

Hard Surface Glides - Nylon (set of 4)

\$23 / chair or stool

Specify code **GLD30** (Hard Surface Glides - Nylon), add \$23 list per chair or stool.



Glide surface is nylon and designed for use on hard surface flooring. See individual product pages for availability and ordering code.

Hard Surface Glides - Felt (set of 4)

\$23 / chair or stool

Specify code **GLD31** (Hard Surface Glides - Felt), add \$23 list per chair or stool.



Glide surface is felt and designed for use on hard surface flooring. See individual product pages for availability and ordering code.

Felt Hard Surface Replacement Caps (set of 4)

\$23 / chair or stool

Specify code **ABGFRC** (Felt Hard Surface Replacement Caps), add \$23 list per chair or stool

Felt replacement caps for felt hard surface glides.

Accessory Glide Replacement Tool

\$26 / tool

Specify code **AGRT** (Accessory Glide Replacement Tool), add \$26 list per tool

Use to remove worn felt hard surface glide caps.

Casters - Non-Locking Dual Wheel Black Nylon Hard Wheel (Set of 4)

\$171 / chair

Specify code **CAS63** (Casters - Dual Wheel Black Nylon Hard Wheel), add \$171 list per 4-leg chair.

Black non-locking dual wheel, 2" diameter hard wheel casters may be specified on the 4-leg guest chair. Please refer to the individual pricing pages for availability. Caster option must be specified at the time of the order and does not change the chair seat height.

Casters - Non-Locking Dual Wheel Black Nylon Soft Wheel (Set of 4)

\$171 / chair

Specify code **CAS59** (Casters - Dual Wheel Black Nylon soft Wheel), add \$171 list per 4-leg chair.

Black non-locking dual wheel, 2" diameter soft wheel casters may be specified on the 4-leg guest chair. Please refer to the individual pricing pages for availability. Caster option must be specified at the time of the order and does not change the chair seat height.

Chair Link - Quanta Max

\$32 / chair

Specify code **ACLHD** (Chair Link - Quanta Max) add \$32 list per chair



Link will ship installed on chair when specified on order.

Chair Trolley - Quanta Max

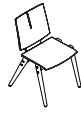
\$906 / each

Specify code **ACTHD** (Chair Trolley - Quanta Max), add \$906 list each



STACKING INFORMATION - QUANTA MAX QUANTA MAX SLED BASE CHAIRS STACK 20 HIGH ON THE TROLLEY (10 IF SEATS ARE UPHOLSTERED) AND 10 HIGH ON THE FLOOR (6 IF SEATS ARE UPHOLSTERED). 4-LEG GUEST CHAIRS (WITH OR WITHOUT CASTERS) STACK 20 HIGH ON THE TROLLEY (10 IF SEATS ARE UPHOLSTERED). GUEST CHAIRS WITHOUT CASTERS STACK 10 HIGH ON THE FLOOR (6 IF SEATS ARE UPHOLSTERED). GUEST CHAIRS WITH CASTERS STACK 6 HIGH ON THE FLOOR (4 IF SEATS ARE UPHOLSTERED).



Quanta Max
4-Leg Wood Base
Poly Shell



VERSTEEL

Questions?

800 876 2120

				material > grade >	Poly Shell	Fabric Grade 2 or COM	Fabric Grade 3	Fabric Grade 4	Fabric Grade 5	Fabric Grade 6
Style	Description	Model #	Product Wt							
4-Leg	4-Leg Base Without Arms Seat - Poly Back - Poly	QUHDWDL-07 	19	690						
	4-Leg Base Without Arms Seat - Upholstered Back - Poly	QUHDWDL-04 	19		830	871	913	953	996	



COM Yardage
Refer to page 271.

To Order, Specify...

- ① Model Number
- ② Shell Color/Finish
- ③ Frame Color
- ④ Wood Leg Finish
- ⑤ Upholstery Selection
- ⑥ Frame Options



Questions?
800 876 2120

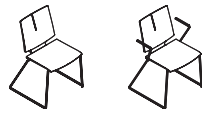
				material > grade >	Wood Shell	Fabric Grade 2 or COM	Fabric Grade 3	Fabric Grade 4	Fabric Grade 5	Fabric Grade 6
Style	Description	Model #	Product Wt							
4-Leg	4-Leg Base Without Arms Seat - Wood Back - Wood	QUPYWDL-07	15	809						
										
	4-Leg Base Without Arms Seat - Upholstered Back - Wood	QUPYWDL-04	15		886	976	1064	1154	1242	
										

COM Yardage
Refer to page 271.

Finish Options
Powder Coat - Standard n/c
Powder Coat - Premium \$ 165

Custom Charges
Powder Coat Alternative (per color) OPA call
Stain Finish Match (per finish)..... OSM \$ 996

Quanta Max
Sled Chair
Poly Shell







VERSTEEL

Questions?

800 876 2120

US Quickship Program Product

				material > grade >	Poly Shell	Fabric Grade 2 or COM	Fabric Grade 3	Fabric Grade 4	Fabric Grade 5	Fabric Grade 6
Style	Description	Model #	Product Wt							
Sled	Sled Base Without Arms Seat - Poly Back - Poly 	QUHDS-07	16	422						
	Sled Base With Arms Seat - Poly Back - Poly Armcaps - Poly 	QUHDSA-08	18	477						
	Sled Base Without Arms Seat - Upholstered Back - Poly 	QUHDS-04	16		512	601	689	777	867	
	Sled Base With Arms Seat - Upholstered Back - Poly Armcaps - Poly 	QUHDSA-06	18		565	656	744	835	921	

Stacking

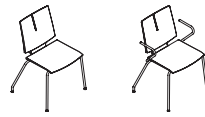
Refer to page 262.

COM Yardage





Refer to page 271.

To Order, Specify...

- 1 Model Number
- 2 Shell Color/Finish
- 3 Frame Color
- 4 Upholstery Selection
- 5 Frame Options



Questions?
800 876 2120

Style	Description	Model #	Product Wt	material >	Poly Shell	Fabric Grade 2 or COM	Fabric Grade 3	Fabric Grade 4	Fabric Grade 5	Fabric Grade 6
				grade >						
4-Leg	4-Leg Base Without Arms Seat - Poly Back - Poly	QUHDL-07 	16	422						
	4-Leg Base With Arms Seat - Poly Back - Poly Armcaps - None	QUHDLA-08 	18	477						
	4-Leg Base Without Arms Seat - Upholstered Back - Poly	QUHDL-04 	16		512	601	689	777	867	
	4-Leg Base With Arms Seat - Upholstered Back - Poly Armcaps - None	QUHDLA-06 	18		565	656	744	835	921	

Stacking
Refer to page 262.


COM Yardage
Refer to page 271.

Finish Options	Price	Frame Options	Code	Price	Accessories	Code	Price
Chrome	\$ 165	Hard Surface Glides - Nylon (set of 4).....	GLD30	\$ 23	Chair Trolley	ACTHD	\$ 906
Nickel	\$ 223	Hard Surface Glides - Felt (set of 4)	GLD31	\$ 23	Custom Charges		
Powder Coat - Standard	n/c	Casters - Dual Wheel Black Nylon			Powder Coat Alternative (per color)	OPA	call
Powder Coat - Premium	\$ 165	Hard Wheel (set of 4).....	CAS63	\$ 171			
		Casters - Dual Wheel Black Nylon					
		Soft Wheel (set of 4).....	CAS59	\$ 171			





Quanta Max

Sled Chair

Ply Shell


VERSTEEL
Questions?

800 876 2120

		material > grade >	Wood Shell	Fabric Grade 2 or COM	Fabric Grade 3	Fabric Grade 4	Fabric Grade 5	Fabric Grade 6	
Style	Description	Model #	Product Wt						
Sled	Sled Base Without Arms Seat - Wood Back - Wood 	QUPYS-07	16	656					
	Sled Base With Arms Seat - Wood Back - Wood Armcaps - Wood 	QUPYSA-08	18	837					
	Sled Base Without Arms Seat - Upholstered Back - Wood 	QUPYS-04	16		746	835	921	1012	1101
	Sled Base With Arms Seat - Upholstered Back - Wood Armcaps - Wood 	QUPYSA-06	18		926	1016	1035	1192	1281

Stacking

Refer to page 262.

COM Yardage





Refer to page 271.

To Order, Specify...

- ① Model Number
- ② Shell Color/Finish
- ③ Frame Color
- ④ Upholstery Selection
- ⑤ Frame Options



Questions?
800 876 2120

				material > grade >	Wood Shell	Fabric Grade 2 or COM	Fabric Grade 3	Fabric Grade 4	Fabric Grade 5	Fabric Grade 6
Style	Description	Model #	Product Wt							
4-Leg	4-Leg Base Without Arms Seat - Wood Back - Wood	QUPYL-07 	16	656						
	4-Leg Base With Arms Seat - Wood Back - Wood Armcaps - None	QUPYLA-08 	18	837						
	4-Leg Base Without Arms Seat - Upholstered Back - Wood	QUPYL-04 	16		746	835	921	1012	1101	
	4-Leg Base With Arms Seat - Upholstered Back - Wood Armcaps - None	QUPYLA-06 	18		926	1016	1035	1192	1281	

Stacking
Refer to page 262.

COM Yardage
Refer to page 271.

Finish Options	Price
Chrome	\$ 165
Nickel	\$ 223
Powder Coat - Standard	n/c
Powder Coat - Premium	\$ 165

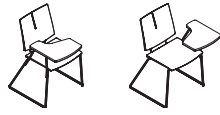
Frame Options	Code	Price
Hard Surface Glides - Nylon (set of 4)	GLD30	\$ 23
Hard Surface Glides - Felt (set of 4)	GLD31	\$ 23
Casters - Dual Wheel Black Nylon		
Hard Wheel (set of 4)	CAS63	\$ 171
Casters - Dual Wheel Black Nylon		
Soft Wheel (set of 4)	CAS59	\$ 171

Accessories	Code	Price
Chair Trolley	ACTHD	\$ 906

Custom Charges	Code	Price
Powder Coat Alternative (per color)	OPA	call
Stain Finish Match (per finish)	OSM	\$ 996

Quanta Max





Sled Chair Retractable Tablet Arm
Poly Shell



VERSTEEL

Questions?

800 876 2120

				material > grade >	Poly Shell	Fabric Grade 2 or COM	Fabric Grade 3	Fabric Grade 4	Fabric Grade 5	Fabric Grade 6
Style	Description	Model #	Product Wt							
Sled	Sled Base Retractable Tablet Arm Right Seat - Poly Back - Poly 	QUHDS-07RTBR	25	663						
	Sled Base Retractable Tablet Arm Left Seat - Poly Back - Poly 	QUHDS-07RTBL	25	663						
	Sled Base Retractable Tablet Arm Right Seat - Upholstered Back - Poly 	QUHDS-04RTBR	25		753	843	931	1021	1106	
	Sled Base Retractable Tablet Arm Left Seat - Upholstered Back - Poly 	QUHDS-04RTBL	25		753	843	931	1021	1106	

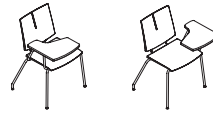
Tablet material is 3/8" Black
Europly with a Black
painted edge.

COM Yardage





Refer to page 271.

To Order, Specify...

- ① Model Number
- ② Shell Color/Finish
- ③ Frame Color
- ④ Upholstery Selection
- ⑤ Frame Options



Questions?
800 876 2120

				material > grade >	Poly Shell	Fabric Grade 2 or COM	Fabric Grade 3	Fabric Grade 4	Fabric Grade 5	Fabric Grade 6
Style	Description	Model #	Product Wt							
4-Leg	4-Leg Base Retractable Tablet Arm Right Seat - Poly Back - Poly 	QUHDL-07RTBR	25	663						
	4-Leg Base Retractable Tablet Arm Left Seat - Poly Back - Poly 	QUHDL-07RTBL	25	663						
	4-Leg Base Retractable Tablet Arm Right Seat - Upholstered Back - Poly 	QUHDL-04RTBR	25		753	843	931	1021	1106	
	4-Leg Base Retractable Tablet Arm Left Seat - Upholstered Back - Poly 	QUHDL-04RTBL	25		753	843	931	1021	1106	


Tablet material is 5/8" Black Europly with a Black painted edge..

COM Yardage
Refer to page 271.

Finish Options	Price	Frame Options	Code	Price	Custom Charges	Code	Price
Chrome	\$ 165	Hard Surface Glides - Nylon (set of 4).....	GLD30	\$ 23	Powder Coat Alternative (per color)	OPA	call
Nickel.....	\$ 223	Hard Surface Glides - Felt (set of 4)	GLD31	\$ 23			
Powder Coat - Standard.....	n/c						
Powder Coat - Premium	\$ 165						

Quanta Max





Sled Chair Retractable Tablet Arm
Ply Shell



VERSTEEL

Questions?

800 876 2120

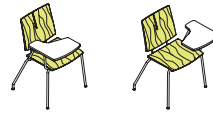
		material > grade >	Wood Shell	Fabric Grade 2 or COM	Fabric Grade 3	Fabric Grade 4	Fabric Grade 5	Fabric Grade 6	
Style	Description	Model #	Product Wt						
Sled	Sled Base Retractable Tablet Arm Right Seat - Wood Back - Wood 	QUPYS-07RTBR	25	895					
	Sled Base Retractable Tablet Arm Left Seat - Wood Back - Wood 	QUPYS-07RTBL	25	895					
	Sled Base Retractable Tablet Arm Right Seat - Upholstered Back - Wood 	QUPYS-04RTBR	25		987	1075	1164	1253	1341
	Sled Base Retractable Tablet Arm Left Seat - Upholstered Back - Wood 	QUPYS-04RTBL	25		987	1075	1164	1253	1341

Tablet material is 3/8" Black Europly with a Black painted edge.





COM Yardage
Refer to page 271.

To Order, Specify...

- 1 Model Number
- 2 Shell Color/Finish
- 3 Frame Color
- 4 Upholstery Selection
- 5 Frame Options



Questions?
800 876 2120

Style	Description	Model #	Product Wt	material > grade >						
				Wood Shell	Fabric Grade 2 or COM	Fabric Grade 3	Fabric Grade 4	Fabric Grade 5	Fabric Grade 6	
4-Leg	4-Leg Base Retractable Tablet Arm Right Seat - Wood Back - Wood	 QPYL-07RTBR	25	895						
	4-Leg Base Retractable Tablet Arm Left Seat - Wood Back - Wood	 QPYL-07RTBL	25	895						
	4-Leg Base Retractable Tablet Arm Right Seat - Upholstered Back - Wood	 QPYL-04RTBR	25		987	1075	1164	1253	1341	
	4-Leg Base Retractable Tablet Arm Left Seat - Upholstered Back - Wood	 QPYL-04RTBL	25		987	1075	1164	1253	1341	

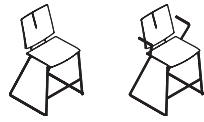
Tablet material is %
Black Europly with a Black
painted edge..

COM Yardage
Refer to page 271.

Finish Options	Price	Frame Options	Code	Price	Custom Charges	Code	Prices
Chrome	\$ 165	Hard Surface Glides - Nylon (set of 4).....	GLD30	\$ 23	Powder Coat Alternative (per color)	OPA	call
Nickel.....	\$ 223	Hard Surface Glides - Felt (set of 4)	GLD31	\$ 23	Stain Finish Match (per finish).....	OSM	\$ 996
Powder Coat - Standard.....	n/c						
Powder Coat - Premium	\$ 165						

Quanta Max





Sled Stool - 24" Poly Shell



VERSTEEL

Questions?

800 876 2120

				material > grade >	Poly Shell	Fabric Grade 2 or COM	Fabric Grade 3	Fabric Grade 4	Fabric Grade 5	Fabric Grade 6
Style	Description	Model #	Product Wt							
Sled	Sled Base 24" Seat Height Without Arms Seat - Poly Back - Poly	QUHDS-07S24 	19	553						
	Sled Base 24" Seat Height With Arms Seat - Poly Back - Poly Armcaps - Poly	QUHDSA-08S24 	21	719						
	Sled Base 24" Seat Height Without Arms Seat - Upholstered Back - Poly	QUHDS-04S24 	19		628	705	784	861	938	
	Sled Base 24" Seat Height With Arms Seat - Upholstered Back - Poly Armcaps - Poly	QUHDSA-06S24 	21		797	874	951	1028	1105	

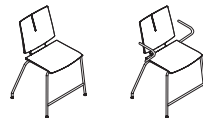
33" - 38" table heights
are recommended for
use with 24" stool

COM Yardage





Refer to page 271.

To Order, Specify...

- ① Model Number
- ② Shell Color/Finish
- ③ Frame Color
- ④ Upholstery Selection
- ⑤ Frame Options



Questions?
800 876 2120

				material > grade >	Poly Shell	Fabric Grade 2 or COM	Fabric Grade 3	Fabric Grade 4	Fabric Grade 5	Fabric Grade 6
Style	Description	Model #	Product Wt							
4-Leg	4-Leg Base 24" Seat Height Without Arms Seat - Poly Back - Poly	QUHDL-07S24 	19	553						
	4-Leg Base 24" Seat Height With Arms Seat - Poly Back - Poly Arm caps - None	QUHDLA-08S24 	21	719						
	4-Leg Base 24" Seat Height Without Arms Seat - Upholstered Back - Poly	QUHDL-04S24 	19		628	705	784	861	938	
	4-Leg Base 24" Seat Height With Arms Seat - Upholstered Back - Poly Arm caps - None	QUHDLA-06S24 	21		797	874	951	1028	1105	


33" - 38" table heights
are recommended for
use with 24" stool

COM Yardage
Refer to page 271.

Finish Options	Price	Frame Options	Code	Price	Custom Charges	Code	Price
Chrome	\$ 165	Hard Surface Glides - Nylon (set of 4).....	GLD30	\$ 23	Powder Coat Alternative (per color)	OPA	call
Nickel.....	\$ 223	Hard Surface Glides - Felt (set of 4)	GLD31	\$ 23			
Powder Coat - Standard.....	n/c						
Powder Coat - Premium	\$ 165						

Quanta Max





Sled Stool - 24"
Ply Shell



VERSTEEL

Questions?

800 876 2120

				material > grade >	Wood Shell	Fabric Grade 2 or COM	Fabric Grade 3	Fabric Grade 4	Fabric Grade 5	Fabric Grade 6
Style	Description	Model #	Product Wt							
Sled	Sled Base 24" Seat Height Without Arms Seat - Wood Back - Wood	QUPYS-07S24 	19	786						
	Sled Base 24" Seat Height With Arms Seat - Wood Back - Wood Armcaps - Wood	QUPYSA-08S24 	21	786						
	Sled Base 24" Seat Height Without Arms Seat - Upholstered Back - Wood	QUPYS-04S24 	19		862	940	1016	1095	1173	
	Sled Base 24" Seat Height With Arms Seat - Upholstered Back - Wood Armcaps - Wood	QUPYSA-06S24 	21		1156	1235	1310	1388	1466	

33" - 38" table heights
are recommended for
use with 24" stool

COM Yardage





Refer to page 271.

To Order, Specify...

- ① Model Number
- ② Shell Color/Finish
- ③ Frame Color
- ④ Upholstery Selection
- ⑤ Frame Options



Questions?
800 876 2120


				material > grade >	Wood Shell	Fabric Grade 2 or COM	Fabric Grade 3	Fabric Grade 4	Fabric Grade 5	Fabric Grade 6
Style	Description	Model #	Product Wt							
4-Leg	4-Leg Base 24" Seat Height Without Arms Seat - Wood Back - Wood 	QUPYL-07S24	19	786						
	4-Leg Base 24" Seat Height With Arms Seat - Wood Back - Wood Armcaps - None 	QUPYLA-08S24	21	1078						
	4-Leg Base 24" Seat Height Without Arms Seat - Upholstered Back - Wood 	QUPYL-04S24	19		862	940	1016	1095	1173	
	4-Leg Base 24" Seat Height With Arms Seat - Upholstered Back - Wood Armcaps - None 	QUPYLA-06S24	21		1156	1235	1310	1388	1466	

33" - 38" table heights
are recommended for
use with 24" stool

COM Yardage
Refer to page 271.

Finish Options	Price	Frame Options	Code	Price	Custom Charges	Code	Price
Chrome	\$ 165	Hard Surface Glides - Nylon (set of 4).....	GLD30	\$ 23	Powder Coat Alternative (per color)	OPA	call
Nickel.....	\$ 223	Hard Surface Glides - Felt (set of 4)	GLD31	\$ 23	Stain Finish Match (per finish).....	OSM	\$ 996
Powder Coat - Standard.....	n/c						
Powder Coat - Premium	\$ 165						





Quanta Max
Sled Stool (Mid Back) - 24"
Ply Shell



VERSTEEL

Questions?

800 876 2120

				material > grade >	Wood Shell	Fabric Grade 2 or COM	Fabric Grade 3	Fabric Grade 4	Fabric Grade 5	Fabric Grade 6
Style	Description	Model #	Product Wt							
Sled	Sled Base Mid Back 24" Seat Height Without Arms Seat - Wood Back - Wood 	QUPYS-07S24M	19	786						
	Sled Base Mid Back 24" Seat Height With Arms Seat - Wood Back - Wood Armcaps - Wood 	QUPYSA-08S24M	21	1078						
	Sled Base Mid Back 24" Seat Height Without Arms Seat - Upholstered Back - Wood 	QUPYS-04S24M	19		862	940	1016	1095	1173	
	Sled Base Mid Back 24" Seat Height With Arms Seat - Upholstered Back - Wood Armcaps - Wood 	QUPYSA-06S24M	21		1156	1235	1310	1388	1466	

33" - 38" table heights
are recommended for
use with 24" stool

COM Yardage
Refer to page 271.

To Order, Specify...

- ① Model Number
- ② Shell Color/Finish
- ③ Frame Color
- ④ Upholstery Selection
- ⑤ Frame Options



Questions?
800 876 2120

Style	Description	Model #	Product Wt	material >	Fabric	Fabric	Fabric	Fabric	Fabric	
				grade >	Grade 2 or COM	Grade 3	Grade 4	Grade 5	Grade 6	
4-Leg	4-Leg Base Mid Back 24" Seat Height Without Arms Seat - Wood Back - Wood	QUPYL-07S24M	19	786	Wood Shell					
	4-Leg Base Mid Back 24" Seat Height With Arms Seat - Wood Back - Wood Armcaps - None	QUPYLA-08S24M	21	1078						
	4-Leg Base Mid Back 24" Seat Height Without Arms Seat - Upholstered Back - Wood	QUPYL-04S24M	19		862	940	1016	1095	1173	
	4-Leg Base Mid Back 24" Seat Height With Arms Seat - Upholstered Back - Wood Armcaps - None	QUPYLA-06S24M	21		1156	1235	1310	1388	1466	

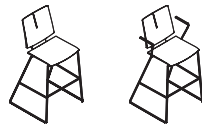
33" - 38" table heights are recommended for use with 24" stool

COM Yardage
Refer to page 271

Finish Options	Price	Frame Options	Code	Price	Custom Charges	Code	Price
Chrome	\$ 165	Hard Surface Glides - Nylon (set of 4).....	GLD30	\$ 23	Powder Coat Alternative (per color)	OPA	call
Nickel.....	\$ 223	Hard Surface Glides - Felt (set of 4)	GLD31	\$ 23	Stain Finish Match (per finish).....	OSM	\$ 996
Powder Coat - Standard.....	n/c						
Powder Coat - Premium	\$ 165						

Quanta Max





Sled Stool - 29"
Poly Shell



VERSTEEL

Questions?

800 876 2120

		material > grade >	Poly Shell	Fabric Grade 2 or COM	Fabric Grade 3	Fabric Grade 4	Fabric Grade 5	Fabric Grade 6
Style	Description	Model #	Product Wt					
Sled	Sled Base 29" Seat Height Without Arms Seat - Poly Back - Poly 	QUHDS-07S29	19	553				
	Sled Base 29" Seat Height With Arms Seat - Poly Back - Poly Armcaps - Poly 	QUHDSA-08S29	21	719				
	Sled Base 29" Seat Height Without Arms Seat - Upholstered Back - Poly 	QUHDS-04S29	19		628	705	784	861
	Sled Base 29" Seat Height With Arms Seat - Upholstered Back - Poly Armcaps - Poly 	QUHDSA-06S29	21		797	874	951	1028

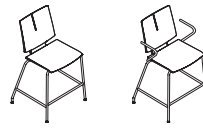
38" - 42" table heights
are recommended for
use with 29" stool

COM Yardage

Refer to page 271.





To Order, Specify...

- ① Model Number
- ② Shell Color/Finish
- ③ Frame Color
- ④ Upholstery Selection
- ⑤ Frame Options



Questions?

800 876 2120

				material > grade >	Poly Shell	Fabric Grade 2 or COM	Fabric Grade 3	Fabric Grade 4	Fabric Grade 5	Fabric Grade 6
Style	Description	Model #	Product Wt							
4-Leg	4-Leg Base 29" Seat Height Without Arms Seat - Poly Back - Poly 	QUHDL-07S29	19	553						
	4-Leg Base 29" Seat Height With Arms Seat - Poly Back - Poly Armcaps - None 	QUHDLA-08S29	21	719						
	4-Leg Base 29" Seat Height Without Arms Seat - Upholstered Back - Poly 	QUHDL-04S29	19		628	705	784	861	938	
	4-Leg Base 29" Seat Height With Arms Seat - Upholstered Back - Poly Armcaps - None 	QUHDLA-06S29	21		797	874	951	1028	1105	


38" - 42" table heights
are recommended for
use with 29" stool

COM Yardage
Refer to page 271.

Finish Options	Price	Frame Options	Code	Price	Custom Charges	Code	Price
Chrome	\$ 165	Hard Surface Glides - Nylon (set of 4).....	GLD30	\$ 23	Powder Coat Alternative (per color)	OPA	call
Nickel.....	\$ 223	Hard Surface Glides - Felt (set of 4)	GLD31	\$ 23			
Powder Coat - Standard.....	n/c						
Powder Coat - Premium	\$ 165						

Quanta Max





Sled Stool - 29"
Ply Shell



VERSTEEL

Questions?

800 876 2120

		material > grade >	Wood Shell	Fabric Grade 2 or COM	Fabric Grade 3	Fabric Grade 4	Fabric Grade 5	Fabric Grade 6	
Style	Description	Model #	Product Wt						
Sled	Sled Base 29" Seat Height Without Arms Seat - Wood Back - Wood 	QUPYS-07S29	19	786					
	Sled Base 29" Seat Height With Arms Seat - Wood Back - Wood Armcaps - Wood 	QUPYSA-08S29	21	1078					
	Sled Base 29" Seat Height Without Arms Seat - Upholstered Back - Wood 	QUPYS-04S29	19		862	940	1016	1095	1173
	Sled Base 29" Seat Height With Arms Seat - Upholstered Back - Wood Armcaps - Wood 	QUPYSA-06S29	21		1156	1235	1310	1388	1466

38" - 42" table heights
are recommended for
use with 29" stool

COM Yardage





Refer to page 271.

To Order, Specify...

- ① Model Number
- ② Shell Color/Finish
- ③ Frame Color
- ④ Upholstery Selection
- ⑤ Frame Options



Questions?
800 876 2120

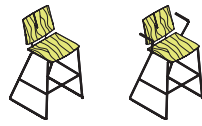
				material > grade >	Wood Shell	Fabric Grade 2 or COM	Fabric Grade 3	Fabric Grade 4	Fabric Grade 5	Fabric Grade 6
Style	Description	Model #	Product Wt							
4-Leg	4-Leg Base 29" Seat Height Without Arms Seat - Wood Back - Wood 	QUPYL-07S29	19	786						
	4-Leg Base 29" Seat Height With Arms Seat - Wood Back - Wood Armcaps - None 	QUPYLA-08S29	21	1078						
	4-Leg Base 29" Seat Height Without Arms Seat - Upholstered Back - Wood 	QUPYL-04S29	19		862	940	1016	1095	1173	
	4-Leg Base 29" Seat Height With Arms Seat - Upholstered Back - Wood Armcaps - None 	QUPYLA-06S29	21		1156	1235	1310	1388	1466	

38" - 42" table heights
are recommended for
use with 29" stool

COM Yardage
Refer to page 271.

Finish Options	Price	Frame Options	Code	Price	Custom Charges	Code	Price
Chrome	\$ 165	Hard Surface Glides - Nylon (set of 4).....	GLD30	\$ 23	Powder Coat Alternative (per color)	OPA	call
Nickel.....	\$ 223	Hard Surface Glides - Felt (set of 4)	GLD31	\$ 23	Stain Finish Match (per finish).....	OSM	\$ 996
Powder Coat - Standard.....	n/c						
Powder Coat - Premium	\$ 165						





Quanta Max
Sled Stool (Mid Back) - 29"
Ply Shell



VERSTEEL

Questions?

800 876 2120

		material > grade >	Wood Shell	Fabric Grade 2 or COM	Fabric Grade 3	Fabric Grade 4	Fabric Grade 5	Fabric Grade 6	
Style	Description	Model #	Product Wt						
Sled	Sled Base Mid Back 29" Seat Height Without Arms Seat - Wood Back - Wood 	QUPYS-07S29M	19	786					
	Sled Base Mid Back 29" Seat Height With Arms Seat - Wood Back - Wood Armcaps - Wood 	QUPYSA-08S29M	21	1078					
	Sled Base Mid Back 29" Seat Height Without Arms Seat - Upholstered Back - Wood 	QUPYS-04S29M	19		862	940	1016	1095	1173
	Sled Base Mid Back 29" Seat Height With Arms Seat - Upholstered Back - Wood Armcaps - Wood 	QUPYSA-06S29M	21		1156	1235	1310	1388	1466

38" - 42" table heights
are recommended for
use with 29" stool





COM Yardage
Refer to page 271.

To Order, Specify...

- ① Model Number
- ② Shell Color/Finish
- ③ Frame Color
- ④ Upholstery Selection
- ⑤ Frame Options



Questions?
800 876 2120

Style	Description	Model #	Product Wt	material> grade>	Wood Shell	Fabric Grade 2 or COM	Fabric Grade 3	Fabric Grade 4	Fabric Grade 5	Fabric Grade 6
4-Leg	4-Leg Base Mid Back 29" Seat Height Without Arms Seat - Wood Back - Wood	QUPYL-07S29M	19	786						
										
	4-Leg Base Mid Back 29" Seat Height With Arms Seat - Wood Back - Wood Armcaps - None	QUPYLA-08S29M	21	1078						
										
4-Leg Base Mid Back 29" Seat Height Without Arms Seat - Upholstered Back - Wood	QUPYL-04S29M	19		862	940	1016	1095	1173		
										
4-Leg Base Mid Back 29" Seat Height With Arms Seat - Upholstered Back - Wood Armcaps - None	QUPYLA-06S29M	21		1156	1235	1310	1388	1466		
										

38" - 42" table heights
are recommended for
use with 29" stool

COM Yardage
Refer to page 271.

Finish Options	Price	Frame Options	Code	Price	Custom Charges	Code	Price
Chrome	\$ 165	Hard Surface Glides - Nylon (set of 4).....	GLD30	\$ 23	Powder Coat Alternative (per color)	OPA	call
Nickel.....	\$ 223	Hard Surface Glides - Felt (set of 4)	GLD31	\$ 23	Stain Finish Match (per finish).....	OSM	\$ 996
Powder Coat - Standard.....	n/c						
Powder Coat - Premium	\$ 165						

Quanta Max







Swivel Base Chair
Poly Shell



VERSTEEL

Questions?

800 876 2120

				material > grade >	Poly Shell	Fabric Grade 2 or COM	Fabric Grade 3	Fabric Grade 4	Fabric Grade 5	Fabric Grade 6
Style	Description	Model #	Product Wt							
Swivel	Swivel 5-Star Base Armless Seat - Poly Back - Poly	QUHDRS-07 	23	727						
	Swivel 5-Star Base Arms (tube stock) Seat - Poly Back - Poly Armcaps - None	QUHDRST-08 	24	811						
	Swivel 5-Star Base Arms (bar stock) Seat - Poly Back - Poly Armcaps - Poly	QUHDRSA-08 	24	961						
	Swivel 5-Star Base Armless Seat - Upholstered Back - Poly	QUHDRS-04 	23		953	1029	1106	1184	1263	
	Swivel 5-Star Base Arms (tube stock) Seat - Upholstered Back - Poly Armcaps - None	QUHDRST-06 	24		1011	1089	1165	1243	1322	
	Swivel 5-Star Base Arms (bar stock) Seat - Upholstered Back - Poly Armcaps - Poly	QUHDRSA-06 	24		1153	1231	1308	1386	1461	

COM Yardage

Refer to page 271.







To Order, Specify...

- ① Model Number
- ② Shell Color/Finish
- ③ Frame Color
- ④ Swivel Base Color
- ⑤ Upholstery Selection
- ⑥ Frame Options



Questions?

800 876 2120

Style	Description	Model #	Product Wt	material > grade >						
				Wood Shell	Fabric Grade 2 or COM	Fabric Grade 3	Fabric Grade 4	Fabric Grade 5	Fabric Grade 6	
Swivel	Swivel 5-Star Base Armless Seat - Wood Back - Wood 	QUPYRS-07	23	962						
	Swivel 5-Star Base Arms (tube stock) Seat - Wood Back - Wood Armcaps - None 	QUPYRST-08	24	1045						
	Swivel 5-Star Base Arms (bar stock) Seat - Wood Back - Wood Armcaps - Wood 	QUPYRSA-08	24	1321						
	Swivel 5-Star Base Armless Seat - Upholstered Back - Wood 	QUPYRS-04	23		1187	1264	1341	1419	1499	
	Swivel 5-Star Base Arms (tube stock) Seat - Upholstered Back - Wood Armcaps - None 	QUPYRST-06	24		1244	1323	1399	1477	1554	
	Swivel 5-Star Base Arms (bar stock) Seat - Upholstered Back - Wood Armcaps - Wood 	QUPYRSA-06	24		1513	1589	1667	1745	1822	

COM Yardage
Refer to page 271.

Finish Options	Price	Frame Options	Code	Price	Custom Charges	Code	Price
Chrome	\$ 165	Casters - Dual Wheel Black Nylon			Powder Coat Alternative (per color)	OPA	call
Nickel	\$ 223	Hard Wheel (set of 4)	CAS61	n/c	Stain Finish Match (per finish)	OSM	\$ 996
Powder Coat - Standard	n/c						
Powder Coat - Premium	\$ 165						

Swivel Base Options

Brushed Aluminum	n/c
Polished Aluminum	n/c
Powder Coat - Standard	n/c
Powder Coat - Premium	\$ 165

TRANSPARENT AND PLATINUM POWDER COAT NOT AVAILABLE







Quanta Max
Swivel Base Stool
Poly Shell



VERSTEEL

Questions?

800 876 2120

		material > grade >	Poly Shell	Fabric Grade 2 or COM	Fabric Grade 3	Fabric Grade 4	Fabric Grade 5	Fabric Grade 6	
Style	Description	Model #	Product Wt						
Swivel	Swivel 5-Star Base Armless Seat - Poly Back - Poly 	QUHDRS-07S	25	894					
	Swivel 5-Star Base Arms (tube stock) Seat - Poly Back - Poly Armcaps - None 	QUHDRST-08S	26	979					
	Swivel 5-Star Base Arms (bar stock) Seat - Poly Back - Poly Armcaps - Poly 	QUHDRSA-08S	26	1101					
	Swivel 5-Star Base Armless Seat - Upholstered Back - Poly 	QUHDRS-04S	25		1122	1201	1277	1351	1429
	Swivel 5-Star Base Arms (tube stock) Seat - Upholstered Back - Poly Armcaps - None 	QUHDRST-06S	26		1180	1256	1334	1412	1489
	Swivel 5-Star Base Arms (bar stock) Seat - Upholstered Back - Poly Armcaps - Poly 	QUHDRSA-06S	26		1296	1373	1451	1529	1607

Footring available in chrome only.

COM Yardage

Refer to page 271.







To Order, Specify...

- ① Model Number
- ② Shell Color/Finish
- ③ Frame Color
- ④ Swivel Base Color
- ⑤ Upholstery Selection
- ⑥ Frame Options



Questions?

800 876 2120

Style	Description	Model #	Product Wt	material >	Fabric	Fabric	Fabric	Fabric	Fabric
				grade >	Grade 2 or COM	Grade 3	Grade 4	Grade 5	Grade 6
				Wood Shell					
Swivel	Swivel 5-Star Base Armless Seat - Wood Back - Wood	QUPYRS-07S 	25	1128					
	Swivel 5-Star Base Arms (tube stock) Seat - Wood Back - Wood Armcaps - None	QUPYRST-08S 	26	1213					
	Swivel 5-Star Base Arms (bar stock) Seat - Wood Back - Wood Armcaps - Wood	QUPYRSA-08S 	26	1460					
	Swivel 5-Star Base Armless Seat - Upholstered Back - Wood	QUPYRS-04S 	25		1356	1433	1511	1586	1663
	Swivel 5-Star Base Arms (tube stock) Seat - Upholstered Back - Wood Armcaps - None	QUPYRST-06S 	26		1413	1490	1568	1646	1723
	Swivel 5-Star Base Arms (bar stock) Seat - Upholstered Back - Wood Armcaps - Wood	QUPYRSA-06S 	26		1657	1731	1810	1888	1966

Footring available in chrome only.

COM Yardage

Refer to page 271.

Finish Options

Chrome	\$ 165
Nickel	\$ 223
Powder Coat - Standard	n/c
Powder Coat - Premium	\$ 165

Frame Options

Casters - Dual Wheel Black Nylon	
Hard Wheel (set of 4)	CAS61

Code

Price

n/c

Custom Charges

Powder Coat Alternative (per color)	OPA	call
Stain Finish Match (per finish)	OSM	\$ 996

Swivel Base Options

Brushed Aluminum	n/c
Polished Aluminum	n/c
Powder Coat - Standard	n/c
Powder Coat - Premium	\$ 165

TRANSPARENT AND PLATINUM POWDER COAT NOT AVAILABLE







Quanta Max
Swivel Base Stool (Mid Back)
Ply Shell



VERSTEEL

Questions?

800 876 2120

				material > grade >	Wood Shell	Fabric Grade 2 or COM	Fabric Grade 3	Fabric Grade 4	Fabric Grade 5	Fabric Grade 6
Style	Description	Model #	Product Wt							
Swivel	Swivel 5-Star Base Mid Back Armless Seat - Wood Back - Wood	QUPYRS-07SM 	25	1128						
	Swivel 5-Star Base Mid Back Arms (tube stock) Seat - Wood Back - Wood Armcaps - None	QUPYRST-08SM 	26	1213						
	Swivel 5-Star Base Mid Back Arms (bar stock) Seat - Wood Back - Wood Armcaps - Wood	QUPYRSA-08SM 	26	1460						
	Swivel 5-Star Base Mid Back Armless Seat - Upholstered Back - Wood	QUPYRS-04SM 	25		1356	1433	1511	1586	1663	
	Swivel 5-Star Base Mid Back Arms (tube stock) Seat - Upholstered Back - Wood Armcaps - None	QUPYRST-06SM 	26		1413	1490	1568	1646	1723	
	Swivel 5-Star Base Mid Back Arms (bar stock) Seat - Upholstered Back - Wood Armcaps - Wood	QUPYRSA-06SM 	26		1657	1731	1810	1888	1966	
					Footring available in chrome only. COM Yardage Refer to page 271.					

To Order, Specify...

- 1 Model Number
- 2 Shell Color/Finish
- 3 Frame Color
- 4 Swivel Base Color
- 5 Upholstery Selection
- 6 Frame Options

Questions?

800 876 2120

Finish Options	Price	Frame Options	Code	Price	Custom Charges	Code	Price
Chrome	\$ 165	Casters - Dual Wheel Black Nylon			Powder Coat Alternative (per color)	OPA	call
Nickel	\$ 223	Hard Wheel (set of 4)	CAS61	n/c	Stain Finish Match (per finish)	OSM	\$ 996
Powder Coat - Standard	n/c						
Powder Coat - Premium	\$ 165						

Swivel Base Options

Brushed Aluminum	n/c
Polished Aluminum	n/c
Powder Coat - Standard	n/c
Powder Coat - Premium	\$ 165

TRANSPARENT AND PLATINUM POWDER COAT NOT AVAILABLE

Quanta Max
Poly Beam
Armless



VERSTEEL

Questions?

800 876 2120

Style	Description	Model #	Product Wt	material > grade >						Top		
				Corner Top	Poly Shell	Fabric Grade 2 or COM	Fabric Grade 3	Fabric Grade 4	Fabric Grade 5			Fabric Grade 6
 QUHDBL2-07 3	Standard Frame Quanta QUHD Beam 4-Leg Base 1 Seat, 1 Top Right Without Arms	QUHDBL2-07 3	59		1514 1853 2441						Beam Table Top LPIS, LPFIS LWIS, LWFIS VWIS, VWFIS	 LPIS LPFIS LWIS LWFIS VWIS VWFIS
	Corner Table Frame Quanta QUHD Beam 4-Leg Base 1 Seat, 1 Top Right with Corner Table Left Without Arms	QUHDBL2-07 3L	66		1675 2015 2606						Beam Table Top LPIS, LPFIS LWIS, LWFIS VWIS, VWFIS	 LPIS LPFIS LWIS LWFIS VWIS VWFIS
	Corner Table Ordered Separately	AQUHDBL3 2939RE	22	973 1603 2398							Corner Table Top LPIS, LPFIS LWIS, LWFIS VWIS, VWFIS	 LPIS LPFIS LWIS LWFIS VWIS VWFIS
	Standard Frame Quanta QUHD Beam 4-Leg Base 1 Seat, 1 Top Right Seat Upholstered Without Arms	QUHDBL2-04 3	58		1746 2086 2675	1784 2125 2714	1824 2164 2752	1856 2197 2785	1895 2233 2824		Beam Table Top LPIS, LPFIS LWIS, LWFIS VWIS, VWFIS	 LPIS LPFIS LWIS LWFIS VWIS VWFIS
	Corner Table Frame Quanta QUHD Beam 4-Leg Base 1 Seat, 1 Top Right with Corner Table Left Seat Upholstered Without Arms	QUHDBL2-04 3L	69		1908 2247 2836	1947 2285 2877	1985 2325 2916	2017 2355 2946	2056 2395 2984		Beam Table Top LPIS, LPFIS LWIS, LWFIS VWIS, VWFIS	 LPIS LPFIS LWIS LWFIS VWIS VWFIS
	Corner Table Ordered Separately	AQUHDBL3 2939RE	22	973 1603 2398							Corner Table Top LPIS, LPFIS LWIS, LWFIS VWIS, VWFIS	 LPIS LPFIS LWIS LWFIS VWIS VWFIS

For model numbers that have a corner table option, the corner table must be purchased separately.

COM Yardage

Refer to page 271.

To Order, Specify...

- ① Model Number
- ② Shell Color
- ③ Leg Color
- ④ Upholstery Selection
- ⑤ Top Material
- ⑥ Edge Detail and Color



Questions?
800 876 2120

Style	Description	Model #	Product Wt	material > grade >						Top		
				Corner Top	Poly Shell	Fabric Grade 2 or COM	Fabric Grade 3	Fabric Grade 4	Fabric Grade 5			Fabric Grade 6
 QUHDBL2-071	Standard Frame Quanta QUHD Beam 4-Leg Base 1 Seat, 1 Top Left Without Arms	QUHDBL2-071	55		1514 1853 2441						Beam Table Top LPIS, LPFIS LWIS, LWFIS VWIS, VWFIS	 LP1S LPF1S LW1S VW1S
	Corner Table Frame Quanta QUHD Beam 4-Leg Base 1 Seat, 1 Top Left with Corner Table Right Without Arms	QUHDBL2-071R	66		1675 2015 2606						Beam Table Top LPIS, LPFIS LWIS, LWFIS VWIS, VWFIS	 LPF1S LW1S VW1S
	Corner Table Ordered Separately	AQUHDBL3 2939RE	22	973 1603 2398							Corner Table Top LPIS, LPFIS LWIS, LWFIS VWIS, VWFIS	 LWF1S VW1S
	Standard Frame Quanta QUHD Beam 4-Leg Base 1 Seat, 1 Top Left Seat Upholstered Without Arms	QUHDBL2-041	58		1746 2086 2675	1784 2125 2714	1824 2164 2752	1856 2197 2785	1895 2233 2824		Beam Table Top LPIS, LPFIS LWIS, LWFIS VWIS, VWFIS	 VW1S VWF1S
	Corner Table Frame Quanta QUHD Beam 4-Leg Base 1 Seat, 1 Top Left with Corner Table Right Seat Upholstered Without Arms	QUHDBL2-041R	69		1908 2247 2836	1947 2285 2877	1985 2325 2916	2017 2355 2946	2056 2395 2984		Beam Table Top LPIS, LPFIS LWIS, LWFIS VWIS, VWFIS	 VW1S
	Corner Table Ordered Separately	AQUHDBL3 2939RE	22	973 1603 2398							Corner Table Top LPIS, LPFIS LWIS, LWFIS VWIS, VWFIS	

For model numbers that have a corner table option, the corner table must be purchased separately.

COM Yardage
Refer to page 271.

Finish Options

Chrome	\$ 165
Nickel	\$ 223
Powder Coat - Standard	n/c
Powder Coat - Premium	\$ 165

TRANSPARENT AND PLATINUM POWDER COAT NOT AVAILABLE
BEAM WILL ALWAYS BE BLACK

Wire Management Options

Wire Management Beam (per beam) WHDS \$ 256

Power and Data Options

Please reference the Power & Data Price List

Custom Charges

Powder Coat Alternative (per color) OPA call

Quanta Max
Poly Beam
Arm



VERSTEEL

Questions?

800 876 2120

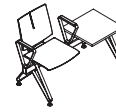
Style	Description	Model #	Product Wt	material > grade >						Top		
				Corner Top	Poly Shell	Fabric Grade 2 or COM	Fabric Grade 3	Fabric Grade 4	Fabric Grade 5			Fabric Grade 6
 QUHDBL2AA-07 3	Standard Frame Quanta QUHD Beam 4-Leg Base 1 Seat, 1 Top Right With Arms	QUHDBL2AA-07 3	65		1774 2111 2700						Beam Table Top LP1S, LPF1S LW1S, LWF1S VW1S, VWF1S	 LP1S LPF1S LW1S LWF1S VW1S VWF1S
	Corner Table Frame Quanta QUHD Beam 4-Leg Base 1 Seat, 1 Top Right with Corner Table Left With Arms	QUHDBL2AA-07 3L	73		1933 2272 2860						Beam Table Top LP1S, LPF1S LW1S, LWF1S VW1S, VWF1S	 LP1S LPF1S LW1S LWF1S VW1S VWF1S
	Corner Table Ordered Separately	AQUHDBL3 2634RE	18	973 1603 2398							Corner Table Top LP1S, LPF1S LW1S, LWF1S VW1S, VWF1S	 LP1S LPF1S LW1S LWF1S VW1S VWF1S
	Standard Frame Quanta QUHD Beam 4-Leg Base 1 Seat, 1 Top Right Seat Upholstered With Arms	QUHDBL2AA-04 3	67		2007 2344 2935	2044 2381 2973	2082 2423 3011	2114 2455 3041	2153 2493 3082		Beam Table Top LP1S, LPF1S LW1S, LWF1S VW1S, VWF1S	 VW1S VWF1S
	Corner Table Frame Quanta QUHD Beam 4-Leg Base 1 Seat, 1 Top Right with Corner Table Left Seat Upholstered With Arms	QUHDBL2AA-04 3L	76		2166 2506 3096	2205 2543 3134	2244 2583 3175	2275 2615 3205	2314 2652 3242		Beam Table Top LP1S, LPF1S LW1S, LWF1S VW1S, VWF1S	 LP1S, LPF1S LW1S, LWF1S VW1S, VWF1S
	Corner Table Ordered Separately	AQUHDBL3 2634RE	18	973 1603 2398							Corner Table Top LP1S, LPF1S LW1S, LWF1S VW1S, VWF1S	 LP1S, LPF1S LW1S, LWF1S VW1S, VWF1S

For model numbers that have a corner table option, the corner table must be purchased separately.

COM Yardage
Refer to page 271.

To Order, Specify...

- 1 Model Number
- 2 Shell Color
- 3 Leg Color
- 4 Upholstery Selection
- 5 Top Material
- 6 Edge Detail and Color



Questions?
800 876 2120

Style	Description	Model #	Product Wt	material > grade >						Top		
				Corner Top	Poly Shell	Fabric Grade 2 or COM	Fabric Grade 3	Fabric Grade 4	Fabric Grade 5			Fabric Grade 6
 QUHDBL2AA-071	Standard Frame 4-Leg Base 1 Seat, 1 Top Left With Arms on Seat	QUHDBL2AA-071	65		1774 2111 2700						Beam Table Top LPIS, LPFIS LWIS, LWFIS VWIS, VWFIS	 LPIS LPFIS LWIS LWFIS VWIS
	Corner Table Frame 4-Leg Base 1 Seat, 1 Top Left with Corner Table Right With Arms on Seat	QUHDBL2AA-071R	73		1933 2272 2860						Beam Table Top LPIS, LPFIS LWIS, LWFIS VWIS, VWFIS	 LPFIS LWIS LWFIS VWIS
	Corner Table Ordered Separately	AQUHDBL3 2634RE	18	973 1603 2398							Corner Table Top LPIS, LPFIS LWIS, LWFIS VWIS, VWFIS	 LWFIS VWIS
	Standard Frame 4-Leg Base 1 Seat, 1 Top Left Seat Upholstered With Arms on Seat	QUHDBL2AA-041	67		2007 2344 2935	2044 2381 2973	2082 2423 3011	2114 2455 3041	2153 2493 3082		Beam Table Top LPIS, LPFIS LWIS, LWFIS VWIS, VWFIS	 VWIS VWFIS
	Corner Table Frame 4-Leg Base 1 Seat, 1 Top Left with Corner Table Right Seat Upholstered With Arms on Seat	QUHDBL2AA-041R	76		2166 2506 3096	2205 2543 3134	2244 2583 3175	2275 2615 3205	2314 2652 3242		Beam Table Top LPIS, LPFIS LWIS, LWFIS VWIS, VWFIS	 VWIS
	Corner Table Ordered Separately	AQUHDBL3 2634RE	18	973 1603 2398							Corner Table Top LPIS, LPFIS LWIS, LWFIS VWIS, VWFIS	

For model numbers that have a corner table option, the corner table must be purchased separately.

COM Yardage
Refer to page 271.

Finish Options	Price
Chrome	\$ 165
Nickel	\$ 223
Powder Coat - Standard	n/c
Powder Coat - Premium	\$ 165

TRANSPARENT AND PLATINUM POWDER COAT NOT AVAILABLE
BEAM WILL ALWAYS BE BLACK

Wire Management Options	Code	Price
Wire Management Beam (per beam)	WHDS	\$ 256

Power and Data Options
Please reference the Power & Data Price List

Custom Charges	
Powder Coat Alternative (per color)	OPA call

Quanta Max
Poly Beam
Arm on One End



VERSTEEL

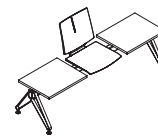
Questions?

800 876 2120

		material > grade >		Corner Top	Poly Shell	Fabric Grade 2 or COM	Fabric Grade 3	Fabric Grade 4	Fabric Grade 5	Fabric Grade 6	Top	
Style	Description	Model #	Product Wt									
 QUHDBL2A-07 3	Standard Frame Quanta QUHD Beam 4-Leg Base 1 Seat, 1 Top Right With Arm on End Only	QUHDBL2A-07 3	61		1644 1982 2573						Beam Table Top LP1S, LPF1S LW1S, LWF1S VW1S, VWF1S	 LP1S LPF1S LW1S LWF1S VW1S VWF1S
	Standard Frame Quanta QUHD Beam 4-Leg Base 1 Seat, 1 Top Right Seat Upholstered With Arm on End Only	QUHDBL2A-04 3	63			1875 2214 2804	1915 2254 2843	1954 2292 2882	1985 2325 2916	2025 2363 2953	Beam Table Top LP1S, LPF1S LW1S, LWF1S VW1S, VWF1S	 LP1S LPF1S LW1S LWF1S VW1S VWF1S
	Standard Frame Quanta QUHD Beam 4-Leg Base 1 Seat, 1 Top Left With Arm on End Only	QUHDBL2A-07 1	61			1644 1982 2573					Beam Table Top LP1S, LPF1S LW1S, LWF1S VW1S, VWF1S	 LP1S LPF1S LW1S LWF1S VW1S VWF1S
	Standard Frame Quanta QUHD Beam 4-Leg Base 1 Seat, 1 Top Left Seat Upholstered With Arm on End Only	QUHDBL2A-04 1	63			1875 2214 2804	1915 2254 2843	1954 2292 2882	1985 2325 2916	2025 2363 2953	Beam Table Top LP1S, LPF1S LW1S, LWF1S VW1S, VWF1S	 LP1S LPF1S LW1S LWF1S VW1S VWF1S

To Order, Specify...

- 1 Model Number
- 2 Shell Color
- 3 Leg Color
- 4 Upholstery Selection
- 5 Top Material
- 6 Edge Detail and Color



Questions?
800 876 2120

Style	Description	Model #	Product Wt	material > grade >	Corner Top	Poly Shell	Fabric Grade 2 or COM	Fabric Grade 3	Fabric Grade 4	Fabric Grade 5	Fabric Grade 6	Top	
 QUHDBL3-07 C	Standard Frame Quanta QUHD Beam 4-Leg Base 2 Tops, 1 Seat Center Without Arms	QUHDBL3-07 C	77			2050 2727 4172						Beam Table Top LPIS, LPFIS LWIS, LWFIS VWIS, VWFIS	 LPIS LPFIS LWIS LWFIS VWIS VWFIS
	Standard Frame Quanta QUHD Beam 4-Leg Base 2 Tops, 1 Seat Center Seat - Upholstered Without Arms	QUHDBL3-04 C	79					2282 2961 4403	2319 2999 4444	2358 3036 4482	2392 3071 4515	2430 3109 4555	Beam Table Top LPIS, LPFIS LWIS, LWFIS VWIS, VWFIS

For model numbers that have a corner table option, the corner table must be purchased separately.

COM Yardage
Refer to page 271.

Finish Options	Price
Chrome	\$ 165
Nickel	\$ 223
Powder Coat - Standard	n/c
Powder Coat - Premium	\$ 165

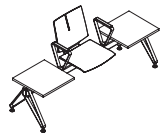
TRANSPARENT AND PLATINUM POWDER COAT NOT AVAILABLE
BEAM WILL ALWAYS BE BLACK

Wire Management Options	Code	Price
Wire Management Beam (per beam)	WHDS	\$ 256

Power and Data Options
Please reference the Power & Data Price List

Custom Charges	
Powder Coat Alternative (per color)	OPA call




Quanta Max
Poly Beam
Arm



VERSTEEL

Questions?

800 876 2120


		material > grade >	Corner Top	Poly Shell	Fabric Grade 2 or COM	Fabric Grade 3	Fabric Grade 4	Fabric Grade 5	Fabric Grade 6	Top	
Style	Description	Model #	Product Wt								
 QUHDBL3AA-07 C	Standard Frame Quanta QUHD Beam 4-Leg Base 2 Tops, 1 Seat Center With Arms	QUHDBL3AA-07 C	80		2309 2984 4431					Beam Table Top LP1S, LPF1S LW1S, LWF1S VW1S, VWF1S	 LP1S  LPF1S
	Standard Frame Quanta QUHD Beam 4-Leg Base 2 Tops, 1 Seat Center Seat - Upholstered With Arms	QUHDBL3AA-04 C	83			2541 3217 4665	2581 3258 4701	2618 3295 4740	2650 3325 4772	2691 3366 4810	Beam Table Top LP1S, LPF1S LW1S, LWF1S VW1S, VWF1S

For model numbers that have a corner table option, the corner table must be purchased separately.

COM Yardage
Refer to page 271.








To Order, Specify...

- 1 Model Number
- 2 Shell Color
- 3 Leg Color
- 4 Upholstery Selection
- 5 Top Material
- 6 Edge Detail and Color



Questions?

800 876 2120

Style	Description	Model #	Product Wt	material >	Corner	Poly	Fabric	Fabric	Fabric	Fabric	Fabric	Top	
				grade >	Top	Shell	Grade 2 or COM	Grade 3	Grade 4	Grade 5	Grade 6		
 QUHDBL2-07	Standard Frame Quanta QUHD Beam 4-Leg Base 2 Seat Without Arms	QUHDBL2-07	58			1484							 LP1S
	Corner Table Frame Quanta QUHD Beam 4-Leg Base 2 Seat with Corner Table Right Without Arms	QUHDBL2-07 R	68			1644							 LPF1S
	Corner Table Ordered Separately	AQUHDBL3 2939RE	22	973 1603 2398									Corner Table Top LP1S, LPF1S LW1S, LWF1S VW1S, VWF1S
	Corner Table Frame Quanta QUHD Beam 4-Leg Base 2 Seat with Corner Table Left Without Arms	QUHDBL2-07 L	68			1644							 LW1S
	Corner Table Ordered Separately	AQUHDBL3 2939RE	22	973 1603 2398									 LWF1S
													 VW1S
													 VWF1S

For model numbers that have a corner table option, the corner table must be purchased separately.

Finish Options

Chrome	\$ 165
Nickel	\$ 223
Powder Coat - Standard	n/c
Powder Coat - Premium	\$ 165

TRANSPARENT AND PLATINUM POWDER COAT NOT AVAILABLE
BEAM WILL ALWAYS BE BLACK

Wire Management Options

Wire Management Beam (per beam)	Code WHDS	Price \$ 256
---------------------------------------	-----------	--------------

Power and Data Options

Please reference the Power & Data Price List

Custom Charges

Powder Coat Alternative (per color)	OPA	call
---	-----	------









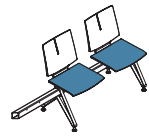
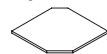

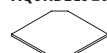
Quanta Max
Poly Beam
Armless



VERSTEEL

Questions?

800 876 2120

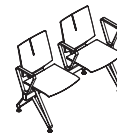
Style	Description	Model #	Product Wt	material > grade >						Top		
				Corner Top	Poly Shell	Fabric Grade 2 or COM	Fabric Grade 3	Fabric Grade 4	Fabric Grade 5			Fabric Grade 6
 Two Seat QUHDBL2-04	Standard Frame Quanta QUHD Beam 4-Leg Base 2 Seat Seat - Upholstered Without Arms 	QUHDBL2-04	62			1947	2025	2102	2166	2244		 LP1S  LPF1S  LW1S  LWF1S  VW1S  VWF1S
	Corner Table Frame Quanta QUHD Beam 4-Leg Base 2 Seat with Corner Table Right Seat - Upholstered Without Arms 	QUHDBL2-04 R	73			2108	2186	2262	2327	2405		
	Corner Table Ordered Separately 	AQUHDBL3 2939RE	22	973 1603 2398								Corner Table Top LPIS, LPFIS LWIS, LWFIS VWIS, VWFIS
	Corner Table Frame Quanta QUHD Beam 4-Leg Base 2 Seat with Corner Table Left Seat - Upholstered Without Arms 	QUHDBL2-04 L	73			2108	2186	2262	2327	2405		
	Corner Table Ordered Separately 	AQUHDBL3 2939RE	22	973 1603 2398								Corner Table Top LPIS, LPFIS LWIS, LWFIS VWIS, VWFIS

For model numbers that have a corner table option, the corner table must be purchased separately.






COM Yardage
Refer to page 271.

To Order, Specify...

- 1 Model Number
- 2 Shell Color
- 3 Leg Color
- 4 Upholstery Selection
- 5 Top Material
- 6 Edge Detail and Color



Questions?
800 876 2120

Style	Description	Model #	Product Wt	material >	Corner	Poly	Fabric	Fabric	Fabric	Fabric	Fabric	Top	
				grade >	Top	Shell	Grade 2 or COM	Grade 3	Grade 4	Grade 5	Grade 6		
 QUHDBL2AA-07	Standard Frame Quanta QUHD Beam 4-Leg Base 2 Seat With Arms on Both Seats	QUHDBL2AA-07	71			1997							 LP1S
	Corner Table Frame Quanta QUHD Beam 4-Leg Base 2 Seat with Corner Table Right With Arms on Both Seats	QUHDBL2AA-07 R	80			2158							 LPF1S
	Corner Table Ordered Separately	AQUHDBL3 2634RE	18		973 1603 2398								Corner Table Top LP1S, LPF1S LW1S, LWF1S VW1S, VWF1S
	Corner Table Frame Quanta QUHD Beam 4-Leg Base 2 Seat with Corner Table Left With Arms on Both Seats	QUHDBL2AA-07 L	80			2158							 LW1S
	Corner Table Ordered Separately	AQUHDBL3 2634RE	18		973 1603 2398								 LWF1S
	Corner Table Ordered Separately	AQUHDBL3 2634RE	18		973 1603 2398								Corner Table Top LP1S, LPF1S LW1S, LWF1S VW1S, VWF1S

For model numbers that have a corner table option, the corner table must be purchased separately.

Finish Options

Chrome	\$ 165
Nickel	\$ 223
Powder Coat - Standard	n/c
Powder Coat - Premium	\$ 165

TRANSPARENT AND PLATINUM POWDER COAT NOT AVAILABLE
BEAM WILL ALWAYS BE BLACK

Wire Management Options

Wire Management Beam (per beam)	Code WHDS	Price \$ 256
---------------------------------------	-----------	--------------

Power and Data Options

Please reference the Power & Data Price List

Custom Charges

Powder Coat Alternative (per color)	OPA	call
---	-----	------




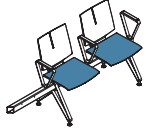



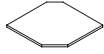



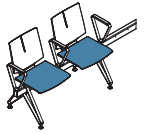
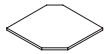
Quanta Max
Poly Beam
Arms on Both Seats



VERSTEEL

Questions?

800 876 2120

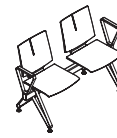
Style	Description	Model #	Product Wt	material > grade >						Top			
				Corner Top	Poly Shell	Fabric Grade 2 or COM	Fabric Grade 3	Fabric Grade 4	Fabric Grade 5			Fabric Grade 6	
 QUHDBL2AA-04	Standard Frame Quanta QUHD Beam 4-Leg Base 2 Seat Seat - Upholstered With Arms on Both Seats	 QUHDBL2AA-04	75			2336	2412	2489	2553	2632		 LP1S	
	Corner Table Frame Quanta QUHD Beam 4-Leg Base 2 Seat with Corner Table Right Seat - Upholstered With Arms on Both Seats	 QUHDBL2AA-04 R	84			2495	2573	2650	2714	2793		 LPF1S  LW1S  LWF1S	
	Corner Table Ordered Separately	 AQUHDBL3 2634RE	18	973 1603 2398								Corner Table Top LPIS, LPFIS LWIS, LWFIS VWIS, VWFIS	 LWF1S  VW1S  VWF1S
	Corner Table Frame Quanta QUHD Beam 4-Leg Base 2 Seat with Corner Table Left Seat - Upholstered With Arms on Both Seats	 QUHDBL2AA-04 L	84			2495	2573	2650	2714	2793		VW1S VWF1S	
	Corner Table Ordered Separately	 AQUHDBL3 2634RE	18	973 1603 2398								Corner Table Top LPIS, LPFIS LWIS, LWFIS VWIS, VWFIS	

For model numbers that have a corner table option, the corner table must be purchased separately.








COM Yardage
Refer to page 271.

To Order, Specify...

- 1 Model Number
- 2 Shell Color
- 3 Leg Color
- 4 Upholstery Selection
- 5 Top Material
- 6 Edge Detail and Color



Questions?
800 876 2120

Style	Description	Model #	Product Wt	material >	Corner	Poly	Fabric	Fabric	Fabric	Fabric	Fabric	Top	
				grade >	Top	Shell	Grade 2 or COM	Grade 3	Grade 4	Grade 5	Grade 6		
 QUHDBL2A-07	Standard Frame Quanta QUHD Beam 4-Leg Base 2 Seat With Arms on Ends Only	QUHDBL2A-07	67			1745							 LP1S
	Corner Table Frame Quanta QUHD Beam 4-Leg Base 2 Seat with Corner Table Right With Arms on Ends Only	QUHDBL2A-07 R	76			1906							 LPF1S
	Corner Table Ordered Separately	AQUHDBL3 2634RE	18	973 1603 2398									Corner Table Top LP1S, LPF1S LW1S, LWF1S VW1S, VWF1S
	Corner Table Frame Quanta QUHD Beam 4-Leg Base 2 Seat with Corner Table Left With Arms on Ends Only	QUHDBL2A-07 L	76			1906							 LW1S
	Corner Table Ordered Separately	AQUHDBL3 2634RE	18	973 1603 2398									 LWF1S
													 VW1S
													 VWF1S

For model numbers that have a corner table option, the corner table must be purchased separately.

Finish Options

Chrome	\$ 165
Nickel	\$ 223
Powder Coat - Standard	n/c
Powder Coat - Premium	\$ 165

TRANSPARENT AND PLATINUM POWDER COAT NOT AVAILABLE
BEAM WILL ALWAYS BE BLACK

Wire Management Options

Wire Management Beam (per beam)	Code WHDS	Price \$ 256
---------------------------------------	-----------	--------------

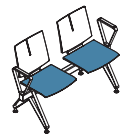
Power and Data Options

Please reference the Power & Data Price List

Custom Charges

Powder Coat Alternative (per color)	OPA	call
---	-----	------




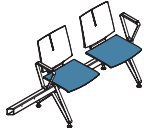



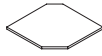



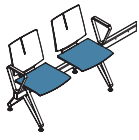
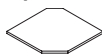
Quanta Max
Poly Beam
Arms on Ends



VERSTEEL

Questions?

800 876 2120


Style	Description	Model #	Product Wt	material > grade >						Top			
				Corner Top	Poly Shell	Fabric Grade 2 or COM	Fabric Grade 3	Fabric Grade 4	Fabric Grade 5			Fabric Grade 6	
 QUHDBL2A-04	Standard Frame Quanta QUHD Beam 4-Leg Base 2 Seat Seat - Upholstered With Arms on Ends Only	 QUHDBL2A-04	72			2075	2153	2231	2295	2375		 LP1S	
	Corner Table Frame Quanta QUHD Beam 4-Leg Base 2 Seat with Corner Table Right Seat - Upholstered With Arms on Ends Only	 QUHDBL2A-04 R	81			2235	2314	2392	2458	2535		 LPF1S  LW1S  LWF1S	
	Corner Table Ordered Separately	 AQUHDBL3 2634RE	18	973 1603 2398								Corner Table Top LPIS, LPFIS LWIS, LWFIS VWIS, VWFIS	 LWF1S  VW1S  VWF1S
	Corner Table Frame Quanta QUHD Beam 4-Leg Base 2 Seat with Corner Table Left Seat - Upholstered With Arms on Ends Only	 QUHDBL2A-04 L	81			2235	2314	2392	2458	2535		VW1S VWF1S	
	Corner Table Ordered Separately	 AQUHDBL3 2634RE	18	973 1603 2398								Corner Table Top LPIS, LPFIS LWIS, LWFIS VWIS, VWFIS	

For model numbers that have a corner table option, the corner table must be purchased separately.




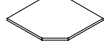
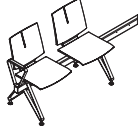

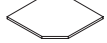
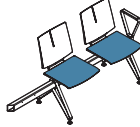

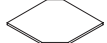
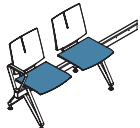
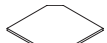
COM Yardage
Refer to page 271.

To Order, Specify...

- 1 Model Number
- 2 Shell Color
- 3 Leg Color
- 4 Upholstery Selection
- 5 Top Material
- 6 Edge Detail and Color



Questions?
800 876 2120

Style	Description	Model #	Product Wt	material > grade >	Corner Top	Poly Shell	Fabric Grade 2 or COM	Fabric Grade 3	Fabric Grade 4	Fabric Grade 5	Fabric Grade 6	Top	
 QUHDBL2AE-07 R	Corner Table Frame Quanta QUHD Beam 4-Leg Base 2 Seat with Corner Table Right With Arm on One End Only	 QUHDBL2AE-07 R	74			1901							 LP1S
	Corner Table Ordered Separately	 AQUHDBL3 2634RE	18		973 1603 2398								Corner Table Top LP1S, LPF1S LW1S, LWF1S VW1S, VWF1S
	Corner Table Frame Quanta QUHD Beam 4-Leg Base 2 Seat with Corner Table Left With Arm on One End Only	 QUHDBL2AE-07 L	74			1901							 LW1S
	Corner Table Ordered Separately	 AQUHDBL3 2634RE	18		973 1603 2398								Corner Table Top LP1S, LPF1S LW1S, LWF1S VW1S, VWF1S
	Corner Table Frame Quanta QUHD Beam 4-Leg Base 2 Seat with Corner Table Right Seat - Upholstered With Arm on One End Only	 QUHDBL2AE-04 R	78				1850	1928	2007	2070	2148		 VW1S
	Corner Table Ordered Separately	 AQUHDBL3 2634RE	18		973 1603 2398								Corner Table Top LP1S, LPF1S LW1S, LWF1S VW1S, VWF1S
	Corner Table Frame Quanta QUHD Beam 4-Leg Base 2 Seat with Corner Table Left Seat - Upholstered With Arm on One End Only	 QUHDBL2AE-04 L	78				1850	1928	2007	2070	2148		
	Corner Table Ordered Separately	 AQUHDBL3 2634RE	18		973 1603 2398								Corner Table Top LP1S, LPF1S LW1S, LWF1S VW1S, VWF1S

For model numbers that have a corner table option, the corner table must be purchased separately.

COM Yardage
Refer to page 271.

Finish Options

Chrome	\$ 165
Nickel	\$ 223
Powder Coat - Standard	n/c
Powder Coat - Premium	\$ 165

TRANSPARENT AND PLATINUM POWDER COAT NOT AVAILABLE
BEAM WILL ALWAYS BE BLACK

Wire Management Options

Wire Management Beam (per beam) WHDS \$ 256


Power and Data Options

Please reference the Power & Data Price List

Custom Charges

Powder Coat Alternative (per color) OPA call








Quanta Max
Poly Beam
Armless



VERSTEEL

Questions?

800 876 2120

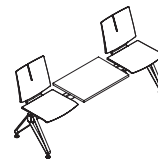
Style	Description	Model #	Product Wt	material > grade >						Top		
				Corner Top	Poly Shell	Fabric Grade 2 or COM	Fabric Grade 3	Fabric Grade 4	Fabric Grade 5			Fabric Grade 6
 <p>QUHDBL3-07 3</p>	Standard Frame Quanta QUHD Beam 4-Leg Base 2 Seat, 1 Top Right Without Arms	QUHDBL3-07 3	80		1947 2285 2877						Beam Table Top LP1S, LPF1S LW1S, LWF1S VW1S, VWF1S	 LP1S  LPF1S
	Corner Table Frame Quanta QUHD Beam 4-Leg Base 2 Seat, 1 Top Right with Corner Table Left Without Arms	QUHDBL3-07 3L	91		2108 2446 3036						Beam Table Top LP1S, LPF1S LW1S, LWF1S VW1S, VWF1S	 LW1S  LWF1S
	Corner Table Ordered Separately	AQUHDBL3 2939RE	22	973 1603 2398							Corner Table Top LP1S, LPF1S LW1S, LWF1S VW1S, VWF1S	 VW1S
	Standard Frame Quanta QUHD Beam 4-Leg Base 2 Seat, 1 Top Right Seat - Upholstered Without Arms	QUHDBL3-04 3	83		2412 2749 3342	2495 2832 3424	2567 2905 3497	2632 2971 3560	2708 3047 3636	Beam Table Top LP1S, LPF1S LW1S, LWF1S VW1S, VWF1S	 VWF1S	
	Corner Table Frame Quanta QUHD Beam 4-Leg Base 2 Seat, 1 Top Right with Corner Table Left Seat - Upholstered Without Arms	QUHDBL3-04 3L	94		2573 2911 3503	2650 2988 3579	2727 3064 3658	2793 3131 3720	2869 3207 3799	Beam Table Top LP1S, LPF1S LW1S, LWF1S VW1S, VWF1S		
	Corner Table Ordered Separately	AQUHDBL3 2939RE	22	973 1603 2398						Corner Table Top LP1S, LPF1S LW1S, LWF1S VW1S, VWF1S		

For model numbers that have a corner table option, the corner table must be purchased separately.

COM Yardage
Refer to page 271.








To Order, Specify...

- 1 Model Number
- 2 Shell Color
- 3 Leg Color
- 4 Upholstery Selection
- 5 Top Material
- 6 Edge Detail and Color



Questions?

800 876 2120

Style	Description	Model #	Product Wt	material >	Corner	Poly	Fabric	Fabric	Fabric	Fabric	Fabric	Top	
				grade >	Top	Shell	Grade 2 or COM	Grade 3	Grade 4	Grade 5	Grade 6		
 <p>QUHDBL3-07 2</p>	Standard Frame Quanta QUHD Beam 4-Leg Base 2 Seat, 1 Top Center Without Arms	QUHDBL3-07 2	80			1947 2285 2877						Beam Table Top LPIS, LPFIS LWIS, LWFIS VWIS, VWFIS	 LP1S  LPF1S
	Corner Table Frame Quanta QUHD Beam 4-Leg Base 2 Seat, 1 Top Center with Corner Table Right Without Arms	QUHDBL3-07 2R	91			2108 2446 3036						Beam Table Top LPIS, LPFIS LWIS, LWFIS VWIS, VWFIS	 LW1S  LWF1S
	Corner Table Ordered Separately	AQUHDBL3 2939RE	22		973 1603 2398							Corner Table Top LPIS, LPFIS LWIS, LWFIS VWIS, VWFIS	 VW1S
	Corner Table Frame Quanta QUHD Beam 4-Leg Base 2 Seat, 1 Top Center with Corner Table Left Without Arms	QUHDBL3-07 2L	91			2108 2446 3036						Beam Table Top LPIS, LPFIS LWIS, LWFIS VWIS, VWFIS	 VWF1S
	Corner Table Ordered Separately	AQUHDBL3 2939RE	22		973 1603 2398							Corner Table Top LPIS, LPFIS LWIS, LWFIS VWIS, VWFIS	

For model numbers that have a corner table option, the corner table must be purchased separately.

Finish Options

Chrome	\$ 165
Nickel	\$ 223
Powder Coat - Standard	n/c
Powder Coat - Premium	\$ 165

TRANSPARENT AND PLATINUM POWDER COAT NOT AVAILABLE
BEAM WILL ALWAYS BE BLACK

Wire Management Options

Wire Management Beam (per beam)	Code WHDS	Price \$ 256
---------------------------------------	-----------	--------------

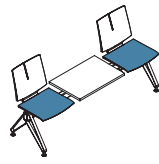
Power and Data Options

Please reference the Power & Data Price List

Custom Charges

Powder Coat Alternative (per color)	OPA	call
---	-----	------








Quanta Max
Poly Beam
Armless



VERSTEEL

Questions?

800 876 2120


Style	Description	Model #	Product Wt	material > grade >	Corner Top	Poly Shell	Fabric Grade 2 or COM	Fabric Grade 3	Fabric Grade 4	Fabric Grade 5	Fabric Grade 6	Top		
 QUHDBL3-04 2	Standard Frame Quanta QUHD Beam 4-Leg Base 2 Seat, 1 Top Center Seat - Upholstered Without Arms	QUHDBL3-04 2	83				2412 2749 3342	2495 2832 3424	2567 2905 3497	2632 2971 3560	2708 3047 3636	Beam Table Top LP1S, LPF1S LW1S, LWF1S VW1S, VWF1S	 LP1S  LPF1S	
	Corner Table Frame Quanta QUHD Beam 4-Leg Base 2 Seat, 1 Top Center with Corner Table Right Seat - Upholstered Without Arms	QUHDBL3-04 2R	94				2573 2911 3503	2650 2988 3579	2727 3064 3658	2793 3131 3720	2869 3207 3799	Beam Table Top LP1S, LPF1S LW1S, LWF1S VW1S, VWF1S	 LW1S  LWF1S	
	Corner Table Ordered Separately	AQUHDBL3 2939RE	22	973 1603 2398									Corner Table Top LP1S, LPF1S LW1S, LWF1S VW1S, VWF1S	 VW1S
	Corner Table Frame Quanta QUHD Beam 4-Leg Base 2 Seat, 1 Top Center with Corner Table Left Seat - Upholstered Without Arms	QUHDBL3-04 2L	94				2573 2911 3503	2650 2988 3579	2727 3064 3658	2793 3131 3720	2869 3207 3799	Beam Table Top LP1S, LPF1S LW1S, LWF1S VW1S, VWF1S	 VWF1S	
	Corner Table Ordered Separately	AQUHDBL3 2939RE	22	973 1603 2398									Corner Table Top LP1S, LPF1S LW1S, LWF1S VW1S, VWF1S	

For model numbers that have a corner table option, the corner table must be purchased separately.


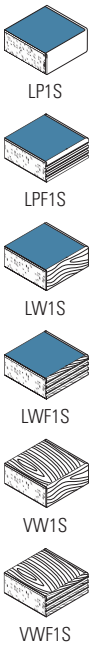



COM Yardage
Refer to page 271.

To Order, Specify...

- 1 Model Number
- 2 Shell Color
- 3 Leg Color
- 4 Upholstery Selection
- 5 Top Material
- 6 Edge Detail and Color



Questions?
800 876 2120

Style	Description	Model #	Product Wt	material >	Corner	Poly	Fabric	Fabric	Fabric	Fabric	Fabric	Top	
				grade >	Top	Shell	Grade 2 or COM	Grade 3	Grade 4	Grade 5	Grade 6		
 QUHDBL3-071	Standard Frame Quanta QUHD Beam 4-Leg Base 2 Seat, 1 Top Left Without Arms	QUHDBL3-071	80			1947 2285 2877						Beam Table Top LPIS, LPFIS LWIS, LWFIS VWIS, VWFIS	
	Corner Table Frame Quanta QUHD Beam 4-Leg Base 2 Seat, 1 Top Left with Corner Table Right Without Arms	QUHDBL3-071R	91			2108 2446 3036						Beam Table Top LPIS, LPFIS LWIS, LWFIS VWIS, VWFIS	
	Corner Table Ordered Separately	AQUHDBL3 2939RE	22		973 1603 2398							Corner Table Top LPIS, LPFIS LWIS, LWFIS VWIS, VWFIS	
	Standard Frame Quanta QUHD Beam 4-Leg Base 2 Seat, 1 Top Left Seat - Upholstered Without Arms	QUHDBL3-041	83			2412 2749 3342	2495 2832 3424	2567 2905 3497	2632 2971 3560	2708 3047 3636		Beam Table Top LPIS, LPFIS LWIS, LWFIS VWIS, VWFIS	
	Corner Table Frame Quanta QUHD Beam 4-Leg Base 2 Seat, 1 Top Left with Corner Table Right Seat - Upholstered Without Arms	QUHDBL3-041R	94			2573 2911 3503	2650 2988 3579	2727 3064 3658	2793 3131 3720	2869 3207 3799		Beam Table Top LPIS, LPFIS LWIS, LWFIS VWIS, VWFIS	
	Corner Table Ordered Separately	AQUHDBL3 2939RE	22		973 1603 2398							Corner Table Top LPIS, LPFIS LWIS, LWFIS VWIS, VWFIS	

For model numbers that have a corner table option, the corner table must be purchased separately.

COM Yardage
Refer to page 271.

Finish Options

Chrome	\$ 165
Nickel	\$ 223
Powder Coat - Standard	n/c
Powder Coat - Premium	\$ 165

TRANSPARENT AND PLATINUM POWDER COAT NOT AVAILABLE
BEAM WILL ALWAYS BE BLACK

Wire Management Options

Wire Management Beam (per beam)	Code WHDS	Price \$ 256
---------------------------------------	-----------	--------------

Power and Data Options

Please reference the Power & Data Price List

Custom Charges

Powder Coat Alternative (per color)	OPA	call
---	-----	------






































Quanta Max
Poly Beam
Arms on Both Seats



VERSTEEL

Questions?

800 876 2120

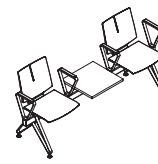
Style	Description	Model #	Product Wt	material > grade >						Top		
				Corner Top	Poly Shell	Fabric Grade 2 or COM	Fabric Grade 3	Fabric Grade 4	Fabric Grade 5			Fabric Grade 6
 QUHDBL3AA-07 3	Standard Frame Quanta QUHD Beam 4-Leg Base 2 Seat, 1 Top Right With Arms on Both Seats	QUHDBL3AA-07 3	88		2462 2801 3393						Beam Table Top LP1S, LPF1S LW1S, LWF1S VW1S, VWF1S	 LP1S  LPF1S  LW1S  LWF1S  VW1S  VWF1S
	Corner Table Frame Quanta QUHD Beam 4-Leg Base 2 Seat, 1 Top Right with Corner Table Left With Arms on Both Seats	QUHDBL3AA-07 3L	97		2623 2963 3552						Beam Table Top LP1S, LPF1S LW1S, LWF1S VW1S, VWF1S	 LP1S  LPF1S  LW1S  LWF1S  VW1S  VWF1S
	Corner Table Ordered Separately	AQUHDBL3 2634RE	18	973 1603 2398							Corner Table Top LP1S, LPF1S LW1S, LWF1S VW1S, VWF1S	 LP1S  LPF1S  LW1S  LWF1S  VW1S  VWF1S
	Standard Frame Quanta QUHD Beam 4-Leg Base 2 Seat, 1 Top Right Seat - Upholstered With Arms on Both Seats	QUHDBL3AA-04 3	96		2927 3266 3858	3003 3344 3934	3082 3422 4013	3148 3484 4076	3226 3564 4154		Beam Table Top LP1S, LPF1S LW1S, LWF1S VW1S, VWF1S	 LP1S  LPF1S  LW1S  LWF1S  VW1S  VWF1S
	Corner Table Frame Quanta QUHD Beam 4-Leg Base 2 Seat, 1 Top Right with Corner Table Left Seat - Upholstered With Arms on Both Seats	QUHDBL3AA-04 3L	104		3088 3427 4018	3165 3505 4096	3242 3582 4172	3310 3647 4237	3388 3723 4315		Beam Table Top LP1S, LPF1S LW1S, LWF1S VW1S, VWF1S	 LP1S  LPF1S  LW1S  LWF1S  VW1S  VWF1S
	Corner Table Ordered Separately	AQUHDBL3 2634RE	18	973 1603 2398							Corner Table Top LP1S, LPF1S LW1S, LWF1S VW1S, VWF1S	 LP1S  LPF1S  LW1S  LWF1S  VW1S  VWF1S

For model numbers that have a corner table option, the corner table must be purchased separately.

COM Yardage
Refer to page 271.








To Order, Specify...

- 1 Model Number
- 2 Shell Color
- 3 Leg Color
- 4 Upholstery Selection
- 5 Top Material
- 6 Edge Detail and Color



Questions?

800 876 2120

Style	Description	Model #	Product Wt	material > grade >	Corner Top	Poly Shell	Fabric Grade 2 or COM	Fabric Grade 3	Fabric Grade 4	Fabric Grade 5	Fabric Grade 6	Top	
 QUHDBL3AA-07 2	Standard Frame Quanta QUHD Beam 4-Leg Base 2 Seat, 1 Top Center With Arms on Both Seats	QUHDBL3AA-07 2	93			2462 2801 3393						Beam Table Top LPIS, LPFIS LWIS, LWFIS VWIS, VWFIS	 LP1S  LPF1S
	Corner Table Frame Quanta QUHD Beam 4-Leg Base 2 Seat, 1 Top Center with Corner Table Right With Arms on Both Seats	QUHDBL3AA-07 2R	102			2623 2963 3552						Beam Table Top LPIS, LPFIS LWIS, LWFIS VWIS, VWFIS	 LW1S  LWF1S
	Corner Table Ordered Separately	AQUHDBL3 2634RE	18		973 1603 2398							Corner Table Top LPIS, LPFIS LWIS, LWFIS VWIS, VWFIS	 VW1S
	Corner Table Frame Quanta QUHD Beam 4-Leg Base 2 Seat, 1 Top Center with Corner Table Left With Arms on Both Seats	QUHDBL3AA-07 2L	102			2623 2963 3552						Beam Table Top LPIS, LPFIS LWIS, LWFIS VWIS, VWFIS	 VWF1S
	Corner Table Ordered Separately	AQUHDBL3 2634RE	18		973 1603 2398							Corner Table Top LPIS, LPFIS LWIS, LWFIS VWIS, VWFIS	

For model numbers that have a corner table option, the corner table must be purchased separately.

Finish Options

Chrome	\$ 165
Nickel	\$ 223
Powder Coat - Standard	n/c
Powder Coat - Premium	\$ 165

TRANSPARENT AND PLATINUM POWDER COAT NOT AVAILABLE
BEAM WILL ALWAYS BE BLACK

Wire Management Options

Wire Management Beam (per beam)	Code WHDS	Price \$ 256
---------------------------------------	-----------	--------------

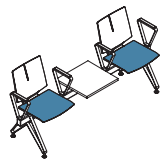
Power and Data Options

Please reference the Power & Data Price List

Custom Charges

Powder Coat Alternative (per color)	OPA	call
---	-----	------

Quanta Max
Poly Beam
Arms on Both Seats



VERSTEEL

Questions?

800 876 2120

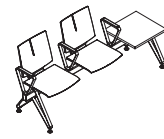
Style	Description	Model #	Product Wt	material > grade >						Top		
				Corner Top	Poly Shell	Fabric Grade 2 or COM	Fabric Grade 3	Fabric Grade 4	Fabric Grade 5			Fabric Grade 6
 QUHDBL3AA-04 2	Standard Frame Quanta QUHD Beam 4-Leg Base 2 Seat, 1 Top Center Seat - Upholstered With Arms on Both Seats	QUHDBL3AA-04 2	98			2927 3266 3858	3003 3344 3934	3082 3422 4013	3148 3484 4076	3226 3564 4154	Beam Table Top LP1S, LPF1S LW1S, LWF1S VW1S, VWF1S	 LP1S LPF1S LW1S LWF1S VW1S
	Corner Table Frame Quanta QUHD Beam 4-Leg Base 2 Seat, 1 Top Center with Corner Table Right Seat - Upholstered With Arms on Both Seats	QUHDBL3AA-04 2R	106			3088 3427 4018	3165 3505 4096	3242 3582 4172	3310 3647 4237	3388 3723 4315	Beam Table Top LP1S, LPF1S LW1S, LWF1S VW1S, VWF1S	 LP1S LPF1S LW1S LWF1S VW1S
	Corner Table Ordered Separately	AQUHDBL3 2634RE	18	973 1603 2398							Corner Table Top LP1S, LPF1S LW1S, LWF1S VW1S, VWF1S	 LP1S LPF1S LW1S LWF1S VW1S
	Corner Table Frame Quanta QUHD Beam 4-Leg Base 2 Seat, 1 Top Center with Corner Table Left Seat - Upholstered With Arms on Both Seats	QUHDBL3AA-04 2L	106			3088 3427 4018	3165 3505 4096	3242 3582 4172	3310 3647 4237	3388 3723 4315	Beam Table Top LP1S, LPF1S LW1S, LWF1S VW1S, VWF1S	 LP1S LPF1S LW1S LWF1S VW1S
	Corner Table Ordered Separately	AQUHDBL3 2634RE	18	973 1603 2398							Corner Table Top LP1S, LPF1S LW1S, LWF1S VW1S, VWF1S	 LP1S LPF1S LW1S LWF1S VW1S

For model numbers that have a corner table option, the corner table must be purchased separately.

COM Yardage
Refer to page 271.

To Order, Specify...

- ① Model Number
- ② Shell Color
- ③ Leg Color
- ④ Upholstery Selection
- ⑤ Top Material
- ⑥ Edge Detail and Color



Questions?
800 876 2120

Style	Description	Model #	Product Wt	material > grade >							Top		
				Corner Top	Poly Shell	Fabric Grade 2 or COM	Fabric Grade 3	Fabric Grade 4	Fabric Grade 5	Fabric Grade 6			
<p>QUHDBL3AA-071</p>	Standard Frame Quanta QUHD Beam 4-Leg Base 2 Seat, 1 Top Left With Arms on Both Seats	QUHDBL3AA-071	88		2462 2801 3393							Beam Table Top LPIS, LPFIS LWIS, LWFIS VWIS, VWFIS	
	Corner Table Frame Quanta QUHD Beam 4-Leg Base 2 Seat, 1 Top Left with Corner Table Right With Arms on Both Seats	QUHDBL3AA-071R	97		2623 2963 3552							Beam Table Top LPIS, LPFIS LWIS, LWFIS VWIS, VWFIS	
	Corner Table Ordered Separately	AQUHDBL3 2634RE	18	973 1603 2398								Corner Table Top LPIS, LPFIS LWIS, LWFIS VWIS, VWFIS	
	Standard Frame Quanta QUHD Beam 4-Leg Base 2 Seat, 1 Top Left Seat - Upholstered With Arms on Both Seats	QUHDBL3AA-041	96		2927 3266 3858	3003 3344 3934	3082 3422 4013	3148 3484 4076	3226 3564 4154			Beam Table Top LPIS, LPFIS LWIS, LWFIS VWIS, VWFIS	
	Corner Table Frame Quanta QUHD Beam 4-Leg Base 2 Seat, 1 Top Left with Corner Table Right Seat - Upholstered With Arms on Both Seats	QUHDBL3AA-041R	104		3088 3427 4018	3165 3505 4096	3242 3582 4172	3310 3647 4237	3388 3723 4315			Beam Table Top LPIS, LPFIS LWIS, LWFIS VWIS, VWFIS	
	Corner Table Ordered Separately	AQUHDBL3 2634RE	18	973 1603 2398								Corner Table Top LPIS, LPFIS LWIS, LWFIS VWIS, VWFIS	

For model numbers that have a corner table option, the corner table must be purchased separately.

COM Yardage
Refer to page 271.

Finish Options	Price
Chrome	\$ 165
Nickel	\$ 223
Powder Coat - Standard	n/c
Powder Coat - Premium	\$ 165


TRANSPARENT AND PLATINUM POWDER COAT NOT AVAILABLE
BEAM WILL ALWAYS BE BLACK

Wire Management Options	Code	Price
Wire Management Beam (per beam)	WHDS	\$ 256

Power and Data Options
Please reference the Power & Data Price List

Custom Charges	
Powder Coat Alternative (per color)	OPA call








Quanta Max
Poly Beam
Arms on Ends



VERSTEEL

Questions?

800 876 2120

Style	Description	Model #	Product Wt	material > grade >						Top		
				Corner Top	Poly Shell	Fabric Grade 2 or COM	Fabric Grade 3	Fabric Grade 4	Fabric Grade 5			Fabric Grade 6
 <p>QUHDBL3A-07 3</p>	Standard Frame Quanta QUHD Beam 4-Leg Base 2 Seat, 1 Top Right With Arms on Ends Only	QUHDBL3A-07 3	88		2205 2543 3134						Beam Table Top LP1S, LPF1S LW1S, LWF1S VW1S, VWF1S	 LP1S  LPF1S
	Corner Table Frame Quanta QUHD Beam 4-Leg Base 2 Seat, 1 Top Right with Corner Table Left With Arms on Ends Only	QUHDBL3A-07 3L	96		2366 2704 3295						Beam Table Top LP1S, LPF1S LW1S, LWF1S VW1S, VWF1S	 LW1S  LWF1S
	Corner Table Ordered Separately	AQUHDBL3 2634RE	18	973 1603 2398							Corner Table Top LP1S, LPF1S LW1S, LWF1S VW1S, VWF1S	 VW1S
	Standard Frame Quanta QUHD Beam 4-Leg Base 2 Seat, 1 Top Right Seat - Upholstered With Arms on Ends Only	QUHDBL3A-04 3	92		2668 3008 3598	2746 3084 3676	2824 3162 3752	2890 3230 3819	2967 3307 3894	Beam Table Top LP1S, LPF1S LW1S, LWF1S VW1S, VWF1S	 VWF1S	
	Corner Table Frame Quanta QUHD Beam 4-Leg Base 2 Seat, 1 Top Right with Corner Table Left Seat - Upholstered With Arms on Ends Only	QUHDBL3A-04 3L	102		2829 3169 3758	2907 3246 3836	2984 3322 3914	3051 3391 3980	3127 3468 4055	Beam Table Top LP1S, LPF1S LW1S, LWF1S VW1S, VWF1S		
	Corner Table Ordered Separately	AQUHDBL3 2634RE	18	973 1603 2398						Corner Table Top LP1S, LPF1S LW1S, LWF1S VW1S, VWF1S		

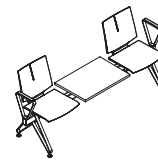
For model numbers that have a corner table option, the corner table must be purchased separately.

COM Yardage

Refer to page 271.


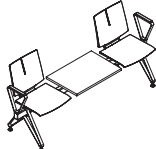


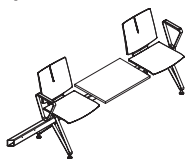


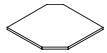

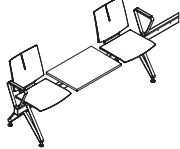

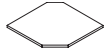
To Order, Specify...

- 1 Model Number
- 2 Shell Color
- 3 Leg Color
- 4 Upholstery Selection
- 5 Top Material
- 6 Edge Detail and Color



Questions?

800 876 2120

Style	Description	Model #	Product Wt	material > grade >	Corner Top	Poly Shell	Fabric Grade 2 or COM	Fabric Grade 3	Fabric Grade 4	Fabric Grade 5	Fabric Grade 6	Top	
 QUHDBL3A-07 2	Standard Frame Quanta QUHD Beam 4-Leg Base 2 Seat, 1 Top Center With Arms on Ends Only	QUHDBL3A-07 2 	88			2205 2543 3134						Beam Table Top LPIS, LPFIS LWIS, LWFIS VWIS, VWFIS	 LP1S  LPF1S
	Corner Table Frame Quanta QUHD Beam 4-Leg Base 2 Seat, 1 Top Center with Corner Table Right With Arms on Ends Only	QUHDBL3A-07 2R 	96			2366 2704 3295						Beam Table Top LPIS, LPFIS LWIS, LWFIS VWIS, VWFIS	 LW1S  LWF1S
	Corner Table Ordered Separately	AQUHDBL3 2634RE 	18	973 1603 2398								Corner Table Top LPIS, LPFIS LWIS, LWFIS VWIS, VWFIS	 VW1S
	Corner Table Frame Quanta QUHD Beam 4-Leg Base 2 Seat, 1 Top Center with Corner Table Left With Arms on Ends Only	QUHDBL3A-07 2L 	96			2366 2704 3295						Beam Table Top LPIS, LPFIS LWIS, LWFIS VWIS, VWFIS	 VWF1S
	Corner Table Ordered Separately	AQUHDBL3 2634RE 	18	973 1603 2398								Corner Table Top LPIS, LPFIS LWIS, LWFIS VWIS, VWFIS	

For model numbers that have a corner table option, the corner table must be purchased separately.

Finish Options

Chrome	\$ 165
Nickel	\$ 223
Powder Coat - Standard	n/c
Powder Coat - Premium	\$ 165

TRANSPARENT AND PLATINUM POWDER COAT NOT AVAILABLE
BEAM WILL ALWAYS BE BLACK

Wire Management Options

Wire Management Beam (per beam)	Code WHDS	Price \$ 256
---------------------------------------	-----------	--------------

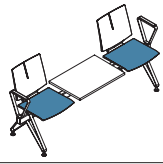
Power and Data Options

Please reference the Power & Data Price List

Custom Charges

Powder Coat Alternative (per color)	OPA	call
---	-----	------








Quanta Max
Poly Beam
Arms on Ends



VERSTEEL

Questions?

800 876 2120

Style	Description	Model #	Product Wt	material > grade >						Top		
				Corner Top	Poly Shell	Fabric Grade 2 or COM	Fabric Grade 3	Fabric Grade 4	Fabric Grade 5			Fabric Grade 6
 QUHDBL3A-04 2	Standard Frame Quanta QUHD Beam 4-Leg Base 2 Seat, 1 Top Center Seat - Upholstered With Arms on Ends Only	QUHDBL3A-04 2	92			2668 3008 3598	2746 3084 3676	2824 3162 3752	2890 3230 3819	2967 3307 3894	Beam Table Top LP1S, LPF1S LW1S, LWF1S VW1S, VWF1S	 LP1S  LPF1S
	Corner Table Frame Quanta QUHD Beam 4-Leg Base 2 Seat, 1 Top Center with Corner Table Right Seat - Upholstered With Arms on Ends Only	QUHDBL3A-04 2R	102			2829 3169 3758	2907 3246 3836	2984 3322 3914	3051 3391 3980	3127 3468 4055	Beam Table Top LP1S, LPF1S LW1S, LWF1S VW1S, VWF1S	 LW1S  LWF1S
	Corner Table Ordered Separately	AQUHDBL3 2634RE	18	973 1603 2398							Corner Table Top LP1S, LPF1S LW1S, LWF1S VW1S, VWF1S	 VW1S
	Corner Table Frame Quanta QUHD Beam 4-Leg Base 2 Seat, 1 Top Center with Corner Table Left Seat - Upholstered With Arms on Ends Only	QUHDBL3A-04 2L	102			2829 3169 3758	2907 3246 3836	2984 3322 3914	3051 3391 3980	3127 3468 4055	Beam Table Top LP1S, LPF1S LW1S, LWF1S VW1S, VWF1S	 VWF1S
	Corner Table Ordered Separately	AQUHDBL3 2634RE	18	973 1603 2398							Corner Table Top LP1S, LPF1S LW1S, LWF1S VW1S, VWF1S	


For model numbers that have a corner table option, the corner table must be purchased separately.

COM Yardage

































Refer to page 271.

To Order, Specify...

- ① Model Number
- ② Shell Color
- ③ Leg Color
- ④ Upholstery Selection
- ⑤ Top Material
- ⑥ Edge Detail and Color



Questions?
800 876 2120

Style	Description	Model #	Product Wt	material >	Corner	Poly	Fabric	Fabric	Fabric	Fabric	Fabric	Top	
				grade >	Top	Shell	Grade 2 or COM	Grade 3	Grade 4	Grade 5	Grade 6		
 <p>QUHDBL3A-071</p>	Standard Frame Quanta QUHD Beam 4-Leg Base 2 Seat, 1 Top Left With Arms on Ends Only	QUHDBL3A-071	88			2205 2543 3134						Beam Table Top LPIS, LPFIS LWIS, LWFIS VWIS, VWFIS	 LP1S  LPF1S  LW1S  LWF1S  VW1S  VWF1S
	Corner Table Frame Quanta QUHD Beam 4-Leg Base 2 Seat, 1 Top Left with Corner Table Right With Arms on Ends Only	QUHDBL3A-071R	96			2366 2704 3295						Beam Table Top LPIS, LPFIS LWIS, LWFIS VWIS, VWFIS	 LPF1S  LW1S  LWF1S  VW1S  VWF1S
	Corner Table Ordered Separately	AQUHDBL3 2634RE	18			973 1603 2398						Corner Table Top LPIS, LPFIS LWIS, LWFIS VWIS, VWFIS	 LWF1S  LW1S  LWF1S  VW1S  VWF1S
	Standard Frame Quanta QUHD Beam 4-Leg Base 2 Seat, 1 Top Left Seat - Upholstered With Arms on Ends Only	QUHDBL3A-041	92				2668 3008 3598	2746 3084 3676	2824 3162 3752	2890 3230 3819	2967 3307 3894	Beam Table Top LPIS, LPFIS LWIS, LWFIS VWIS, VWFIS	 LPF1S  LW1S  LWF1S  VW1S  VWF1S
	Corner Table Frame Quanta QUHD Beam 4-Leg Base 2 Seat, 1 Top Left with Corner Table Right Seat - Upholstered With Arms on Ends Only	QUHDBL3A-041R	102				2829 3169 3758	2907 3246 3836	2984 3322 3914	3051 3391 3980	3127 3468 4055	Beam Table Top LPIS, LPFIS LWIS, LWFIS VWIS, VWFIS	 LPF1S  LW1S  LWF1S  VW1S  VWF1S
	Corner Table Ordered Separately	AQUHDBL3 2634RE	18			973 1603 2398						Corner Table Top LPIS, LPFIS LWIS, LWFIS VWIS, VWFIS	 LWF1S  LW1S  LWF1S  VW1S  VWF1S

For model numbers that have a corner table option, the corner table must be purchased separately.

COM Yardage
Refer to page 271.

Finish Options	Price
Chrome	\$ 165
Nickel	\$ 223
Powder Coat - Standard	n/c
Powder Coat - Premium	\$ 165

TRANSPARENT AND PLATINUM POWDER COAT NOT AVAILABLE
BEAM WILL ALWAYS BE BLACK

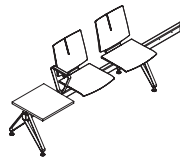
Wire Management Options	Code	Price
Wire Management Beam (per beam)	WHDS	\$ 256

Power and Data Options
Please reference the Power & Data Price List

Custom Charges	
Powder Coat Alternative (per color)	OPA call

Quanta Max


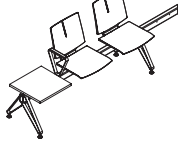










Poly Beam
Arm on One End Outside Seat



VERSTEEL

Questions?

800 876 2120

Style	Description	Model #	Product Wt	material > grade >						Top		
				Corner Top	Poly Shell	Fabric Grade 2 or COM	Fabric Grade 3	Fabric Grade 4	Fabric Grade 5			Fabric Grade 6
 QUHDBL3AE-07 3L	Corner Table Frame Quanta QUHD Beam 4-Leg Base 2 Seat, 1 Top Right with Corner Table Left With Arm on 1 End Outside Seat	 QUHDBL3AE-07 3L	92		2235 2578 3165						Beam Table Top LP1S, LPF1S LW1S, LWF1S VW1S, VWF1S	 LP1S  LPF1S
	Corner Table Ordered Separately	 AQUHDBL3 2634RE	18	973 1603 2398							Corner Table Top LP1S, LPF1S LW1S, LWF1S VW1S, VWF1S	 LP1S  LW1S
	Corner Table Frame Quanta QUHD Beam 4-Leg Base 2 Seat, 1 Top Right with Corner Table Left Seat - Upholstered With Arm on 1 End Outside Seat	 QUHDBL3AE-04 3L	96		2700 3039 3631	2779 3118 3708	2856 3193 3786	2920 3261 3851	2999 3337 3930		Beam Table Top LP1S, LPF1S LW1S, LWF1S VW1S, VWF1S	 LWF1S  VW1S
	Corner Table Ordered Separately	 AQUHDBL3 2634RE	18	973 1603 2398							Corner Table Top LP1S, LPF1S LW1S, LWF1S VW1S, VWF1S	 VWF1S

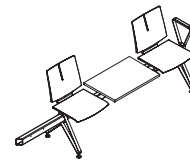
For model numbers that have a corner table option, the corner table must be purchased separately.

COM Yardage








Refer to page 271.

To Order, Specify...

- ① Model Number
- ② Shell Color
- ③ Leg Color
- ④ Upholstery Selection
- ⑤ Top Material
- ⑥ Edge Detail and Color



Questions?
800 876 2120

Style	Description	Model #	Product Wt	material >	Corner	Poly	Fabric	Fabric	Fabric	Fabric	Fabric	Top	
				grade >	Top	Shell	Grade 2 or COM	Grade 3	Grade 4	Grade 5	Grade 6		
 QUHDBL3AE-07 2R	Corner Table Frame Quanta QUHD Beam 4-Leg Base 2 Seat, 1 Top Center with Corner Table Right With Arm on 1 End Outside Seat	QUHDBL3AE-07 2R	97			2235 2578 3165						Beam Table Top LPIS, LPFIS LWIS, LWFIS VWIS, VWFIS	 LP1S  LPF1S
	Corner Table Ordered Separately	AQUHDBL3 2634RE	18		973 1603 2398							Corner Table Top LPIS, LPFIS LWIS, LWFIS VWIS, VWFIS	 LW1S
	Corner Table Frame Quanta QUHD Beam 4-Leg Base 2 Seat, 1 Top Center with Corner Table Left With Arm on 1 End Outside Seat	QUHDBL3AE-07 2L	97			2235 2578 3165						Beam Table Top LPIS, LPFIS LWIS, LWFIS VWIS, VWFIS	 LWF1S  VW1S
	Corner Table Ordered Separately	AQUHDBL3 2634RE	18		973 1603 2398							Corner Table Top LPIS, LPFIS LWIS, LWFIS VWIS, VWFIS	 VWF1S
	Corner Table Frame Quanta QUHD Beam 4-Leg Base 2 Seat, 1 Top Center with Corner Table Right Seat - Upholstered With Arm on 1 End Outside Seat	QUHDBL3AE-04 2R	101			2700 3039 3631	2779 3118 3708	2856 3193 3786	2920 3261 3851	2999 3337 3930		Beam Table Top LPIS, LPFIS LWIS, LWFIS VWIS, VWFIS	
	Corner Table Ordered Separately	AQUHDBL3 2634RE	18		973 1603 2398							Corner Table Top LPIS, LPFIS LWIS, LWFIS VWIS, VWFIS	
	Corner Table Frame Quanta QUHD Beam 4-Leg Base 2 Seat, 1 Top Center with Corner Table Left Seat - Upholstered With Arm on 1 End Outside Seat	QUHDBL3AE-04 2L	101			2700 3039 3631	2779 3118 3708	2856 3193 3786	2920 3261 3851	2999 3337 3930		Beam Table Top LPIS, LPFIS LWIS, LWFIS VWIS, VWFIS	
	Corner Table Ordered Separately	AQUHDBL3 2634RE	18		973 1603 2398							Corner Table Top LPIS, LPFIS LWIS, LWFIS VWIS, VWFIS	

For model numbers that have a corner table option, the corner table must be purchased separately.

COM Yardage
Refer to page 271.

Finish Options	Price
Chrome	\$ 165
Nickel	\$ 223
Powder Coat - Standard	n/c
Powder Coat - Premium	\$ 165

TRANSPARENT AND PLATINUM POWDER COAT NOT AVAILABLE
BEAM WILL ALWAYS BE BLACK

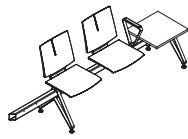
Wire Management Options	Code	Price
Wire Management Beam (per beam)	WHDS	\$ 256

Power and Data Options
Please reference the Power & Data Price List

Custom Charges	
Powder Coat Alternative (per color)	OPA call

Quanta Max

Poly Beam
Arm on One End Outside Seat



VERSTEEL

Questions?

800 876 2120

Style	Description	Model #	Product Wt	material > grade >						Top		
				Corner Top	Poly Shell	Fabric Grade 2 or COM	Fabric Grade 3	Fabric Grade 4	Fabric Grade 5			Fabric Grade 6
<p>Two Seat/One Top</p> <p>QUHDBL3AE-07 1R</p>	Corner Table Frame Quanta QUHD Beam 4-Leg Base 2 Seat, 1 Top Left with Corner Table Right With Arm on 1 End Outside Seat	QUHDBL3AE-071R	92		2235 2578 3165						Beam Table Top LP1S, LPF1S LW1S, LWF1S VW1S, VWF1S	 LP1S LPF1S LW1S LWF1S VW1S VWF1S
	Corner Table Ordered Separately	AQUHDBL3 2634RE	18	973 1603 2398							Corner Table Top LP1S, LPF1S LW1S, LWF1S VW1S, VWF1S	 LP1S LPF1S LW1S LWF1S VW1S VWF1S
	Corner Table Frame Quanta QUHD Beam 4-Leg Base 2 Seat, 1 Top Left with Corner Table Right Seat - Upholstered With Arm on 1 End Outside Seat	QUHDBL3AE-04 1R	96		2700 3039 3631	2779 3118 3708	2856 3193 3786	2920 3261 3851	2999 3337 3930		Beam Table Top LP1S, LPF1S LW1S, LWF1S VW1S, VWF1S	 LP1S LPF1S LW1S LWF1S VW1S VWF1S
	Corner Table Ordered Separately	AQUHDBL3 2634RE	18	973 1603 2398							Corner Table Top LP1S, LPF1S LW1S, LWF1S VW1S, VWF1S	 LP1S LPF1S LW1S LWF1S VW1S VWF1S

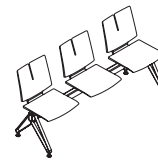
For model numbers that have a corner table option, the corner table must be purchased separately.

COM Yardage

Refer to page 271.








To Order, Specify...

- 1 Model Number
- 2 Shell Color
- 3 Leg Color
- 4 Upholstery Selection
- 5 Top Material
- 6 Edge Detail and Color



Questions?

800 876 2120

Style	Description	Model #	Product Wt	material >	Corner	Poly	Fabric	Fabric	Fabric	Fabric	Fabric	Top	
				grade >	Top	Shell	Grade 2 or COM	Grade 3	Grade 4	Grade 5	Grade 6		
 QUHDBL3-07	Standard Frame Quanta QUHD Beam 4-Leg Base 3 Seat Without Arms	QUHDBL3-07	80			1843							 LP1S  LPF1S
	Corner Table Frame Quanta QUHD Beam 4-Leg Base 3 Seat with Corner Table Right Without Arms	QUHDBL3-07 R	91			2007							 LW1S  LWF1S
	Corner Table Ordered Separately	AQUHDBL3 2939RE	22		973 1603 2398								Corner Table Top LP1S, LPF1S LW1S, LWF1S VW1S, VWF1S
	Corner Table Frame Quanta QUHD Beam 4-Leg Base 3 Seat with Corner Table Left Without Arms	QUHDBL3-07 L	91			2007							 VW1S  VWF1S
	Corner Table Ordered Separately	AQUHDBL3 2939RE	22		973 1603 2398								Corner Table Top LP1S, LPF1S LW1S, LWF1S VW1S, VWF1S

For model numbers that have a corner table option, the corner table must be purchased separately.

Finish Options

Chrome	\$ 165
Nickel	\$ 223
Powder Coat - Standard	n/c
Powder Coat - Premium	\$ 165

TRANSPARENT AND PLATINUM POWDER COAT NOT AVAILABLE
BEAM WILL ALWAYS BE BLACK

Wire Management Options

Wire Management Beam (per beam)	Code WHDS	Price \$ 256
---------------------------------------	-----------	--------------

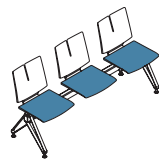
Power and Data Options

Please reference the Power & Data Price List

Custom Charges

Powder Coat Alternative (per color)	OPA	call
---	-----	------









Quanta Max
Poly Beam
Armless



VERSTEEL

Questions?

800 876 2120

Style	Description	Model #	Product Wt	material > grade >						Top			
				Corner Top	Poly Shell	Fabric Grade 2 or COM	Fabric Grade 3	Fabric Grade 4	Fabric Grade 5			Fabric Grade 6	
 QUHDBL3-04	Standard Frame Quanta QUHD Beam 4-Leg Base 3 Seat Seat - Upholstered Without Arms	QUHDBL3-04	87			2541	2658	2773	2869	2984		 LP1S  LPF1S	
	Corner Table Frame Quanta QUHD Beam 4-Leg Base 3 Seat with Corner Table Right Seat - Upholstered Without Arms	QUHDBL3-04 R	98			2700	2820	2935	3031	3148		 LW1S  LWF1S	
	Corner Table Ordered Separately	AQUHDBL3 2939RE	22	973 1603 2398								Corner Table Top LP1S, LPF1S LW1S, LWF1S VW1S, VWF1S	 VW1S  VWF1S
	Corner Table Frame Quanta QUHD Beam 4-Leg Base 3 Seat with Corner Table Left Seat - Upholstered Without Arms	QUHDBL3-04 L	98			2700	2820	2935	3031	3148		 VWF1S	
	Corner Table Ordered Separately	AQUHDBL3 2939RE	22	973 1603 2398								Corner Table Top LP1S, LPF1S LW1S, LWF1S VW1S, VWF1S	

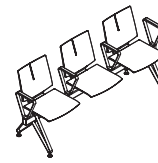
For model numbers that have a corner table option, the corner table must be purchased separately.

COM Yardage

Refer to page 271.








To Order, Specify...

- 1 Model Number
- 2 Shell Color
- 3 Leg Color
- 4 Upholstery Selection
- 5 Top Material
- 6 Edge Detail and Color



Questions?

800 876 2120

Style	Description	Model #	Product Wt	material >	Corner	Poly	Fabric	Fabric	Fabric	Fabric	Fabric	Top		
				grade >	Top	Shell	Grade 2 or COM	Grade 3	Grade 4	Grade 5	Grade 6			
 <p>QUHDBL3AA-07</p>	Standard Frame Quanta QUHD Beam 4-Leg Base 3 Seat With Arms on All 3 Seats	QUHDBL3AA-07	96			2618							 LP1S  LPF1S  LW1S  LWF1S  VW1S  VWF1S	
	Corner Table Frame Quanta QUHD Beam 4-Leg Base 3 Seat with Corner Table Right With Arms on All 3 Seats	QUHDBL3AA-07 R	106			2779								
	Corner Table Ordered Separately	AQUHDBL3 2634RE	18		973 1603 2398								Corner Table Top LP1S, LPF1S LW1S, LWF1S VW1S, VWF1S	
	Corner Table Frame Quanta QUHD Beam 4-Leg Base 3 Seat with Corner Table Left With Arms on All 3 Seats	QUHDBL3AA-07 L	106			2779								
	Corner Table Ordered Separately	AQUHDBL3 2634RE	18		973 1603 2398								Corner Table Top LP1S, LPF1S LW1S, LWF1S VW1S, VWF1S	

For model numbers that have a corner table option, the corner table must be purchased separately.

Finish Options

Chrome	\$ 165
Nickel	\$ 223
Powder Coat - Standard	n/c
Powder Coat - Premium	\$ 165

TRANSPARENT AND PLATINUM POWDER COAT NOT AVAILABLE
BEAM WILL ALWAYS BE BLACK

Wire Management Options

Wire Management Beam (per beam)	WHDS	\$ 256
---------------------------------------	------	--------

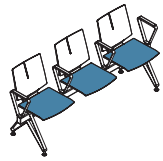
Power and Data Options

Please reference the Power & Data Price List

Custom Charges

Powder Coat Alternative (per color)	OPA	call
---	-----	------


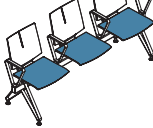


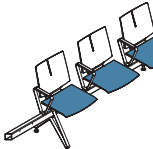


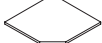

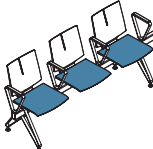


Quanta Max
Poly Beam
Arms on All Three Seats



VERSTEEL

Questions?

800 876 2120

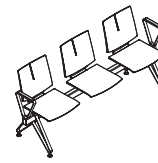
Style	Description	Model #	Product Wt	material > grade >						Top			
				Corner Top	Poly Shell	Fabric Grade 2 or COM	Fabric Grade 3	Fabric Grade 4	Fabric Grade 5			Fabric Grade 6	
 QUHDBL3AA-04	Standard Frame Quanta QUHD Beam 4-Leg Base 3 Seat Seat - Upholstered With Arms on All 3 Seats	 QUHDBL3AA-04	104			3314	3430	3547	3644	3758		 LP1S  LPF1S	
	Corner Table Frame Quanta QUHD Beam 4-Leg Base 3 Seat with Corner Table Right Seat - Upholstered With Arms on All 3 Seats	 QUHDBL3AA-04 R	113			3476	3593	3708	3804	3920		 LW1S  LWF1S	
	Corner Table Ordered Separately	 AQUHDBL3 2634RE	18	973 1603 2398								Corner Table Top LP1S, LPF1S LW1S, LWF1S VW1S, VWF1S	 VW1S
	Corner Table Frame Quanta QUHD Beam 4-Leg Base 3 Seat with Corner Table Left Seat - Upholstered With Arms on All 3 Seats	 QUHDBL3AA-04 L	113			3476	3593	3708	3804	3920		 VWF1S	
	Corner Table Ordered Separately	 AQUHDBL3 2634RE	18	973 1603 2398								Corner Table Top LP1S, LPF1S LW1S, LWF1S VW1S, VWF1S	

For model numbers that have a corner table option, the corner table must be purchased separately.

COM Yardage
Refer to page 271.


To Order, Specify...

- ① Model Number
- ② Shell Color
- ③ Leg Color
- ④ Upholstery Selection
- ⑤ Top Material
- ⑥ Edge Detail and Color

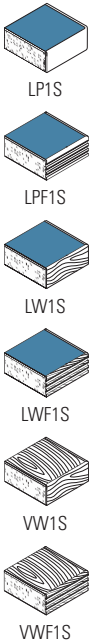


Questions?

800 876 2120

Style	Description	Model #	Product Wt	material > grade >	Corner Top	Poly Shell	Fabric Grade 2 or COM	Fabric Grade 3	Fabric Grade 4	Fabric Grade 5	Fabric Grade 6	Top
 QUHDBL3A-07	Standard Frame Quanta QUHD Beam 4-Leg Base 3 Seat With Arms on 2 End Seats	QUHDBL3A-07	90			2102						
	Corner Table Frame Quanta QUHD Beam 4-Leg Base 3 Seat with Corner Table Right With Arms on 2 End Seats	QUHDBL3A-07 R	99			2262						
	Corner Table Ordered Separately	AQUHDBL3 2634RE	18		973 1603 2398							Corner Table Top LPIS, LPFIS LWIS, LWFIS VWIS, VWFIS
	Corner Table Frame Quanta QUHD Beam 4-Leg Base 3 Seat with Corner Table Left With Arms on 2 End Seats	QUHDBL3A-07 L	99			2262						
	Corner Table Ordered Separately	AQUHDBL3 2634RE	18		973 1603 2398							Corner Table Top LPIS, LPFIS LWIS, LWFIS VWIS, VWFIS

For model numbers that have a corner table option, the corner table must be purchased separately.



Finish Options

Chrome	\$ 165
Nickel	\$ 223
Powder Coat - Standard	n/c
Powder Coat - Premium	\$ 165

TRANSPARENT AND PLATINUM POWDER COAT NOT AVAILABLE
BEAM WILL ALWAYS BE BLACK

Wire Management Options

Wire Management Beam (per beam)	Code WHDS	Price \$ 256
---------------------------------------	-----------	--------------


Power and Data Options

Please reference the Power & Data Price List

Custom Charges

Powder Coat Alternative (per color)	OPA	call
---	-----	------





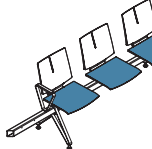






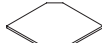
Quanta Max
Poly Beam
Arm on 2 End Seats



VERSTEEL

Questions?

800 876 2120

Style	Description	Model #	Product Wt	material > grade >						Top			
				Corner Top	Poly Shell	Fabric Grade 2 or COM	Fabric Grade 3	Fabric Grade 4	Fabric Grade 5			Fabric Grade 6	
 QUHDBL3A-04	Standard Frame Quanta QUHD Beam 4-Leg Base 3 Seat Seat - Upholstered With Arms on 2 End Seats	 QUHDBL3A-04	97			2798	2916	3031	3127	3242		 LP1S  LPF1S	
	Corner Table Frame Quanta QUHD Beam 4-Leg Base 3 Seat with Corner Table Right Seat - Upholstered With Arms on 2 End Seats	 QUHDBL3A-04 R	106			2961	3076	3191	3288	3402		 LW1S  LWF1S	
	Corner Table Ordered Separately	 AQUHDBL3 2634RE	18	973 1603 2398								Corner Table Top LP1S, LPF1S LW1S, LWF1S VW1S, VWF1S	 VW1S
	Corner Table Frame Quanta QUHD Beam 4-Leg Base 3 Seat with Corner Table Left Seat - Upholstered With Arms on 2 End Seats	 QUHDBL3A-04 L	106			2961	3076	3191	3288	3402		 VWF1S	
	Corner Table Ordered Separately	 AQUHDBL3 2634RE	18	973 1603 2398								Corner Table Top LP1S, LPF1S LW1S, LWF1S VW1S, VWF1S	

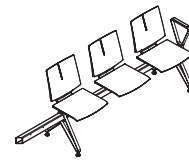
For model numbers that have a corner table option, the corner table must be purchased separately.

COM Yardage












Refer to page 271.

To Order, Specify...

- ① Model Number
- ② Shell Color
- ③ Leg Color
- ④ Upholstery Selection
- ⑤ Top Material
- ⑥ Edge Detail and Color



Questions?
800 876 2120

Style	Description	Model #	Product Wt	material >	Corner	Poly	Fabric	Fabric	Fabric	Fabric	Fabric	Top		
				grade >	Top	Shell	Grade 2 or COM	Grade 3	Grade 4	Grade 5	Grade 6			
 QUHDBL3AE-07 R	Corner Table Frame Quanta QUHD Beam 4-Leg Base 3 Seat with Corner Table Right With Arm on 1 End Seat	QUHDBL3AE-07 R	98			2102							 LP1S  LPF1S	
	Corner Table Ordered Separately	AQUHDBL3 2634RE	18		973 1603 2398							Corner Table Top LPIS, LPFIS LWIS, LWFIS VWIS, VWFIS	 LW1S  LWF1S  VW1S  VWF1S	
	Corner Table Frame Quanta QUHD Beam 4-Leg Base 3 Seat with Corner Table Left With Arm on 1 End Seat	QUHDBL3AE-07 L	98			2102								 LWF1S  VW1S  VWF1S
	Corner Table Ordered Separately	AQUHDBL3 2634RE	18		973 1603 2398							Corner Table Top LPIS, LPFIS LWIS, LWFIS VWIS, VWFIS	 LPIS, LPFIS LWIS, LWFIS VWIS, VWFIS	
	Corner Table Frame Quanta QUHD Beam 4-Leg Base 3 Seat with Corner Table Right Seat - Upholstered With Arm on 1 End Seat	QUHDBL3AE-04 R	103					2829	2916	3031	3127	3242		
	Corner Table Ordered Separately	AQUHDBL3 2634RE	18		973 1603 2398								Corner Table Top LPIS, LPFIS LWIS, LWFIS VWIS, VWFIS	
	Corner Table Frame Quanta QUHD Beam 4-Leg Base 3 Seat with Corner Table Left Seat - Upholstered With Arm on 1 End Seat	QUHDBL3AE-04 L	103					2829	2916	3031	3127	3242		
Corner Table Ordered Separately	AQUHDBL3 2634RE	18		973 1603 2398								Corner Table Top LPIS, LPFIS LWIS, LWFIS VWIS, VWFIS		

For model numbers that have a corner table option, the corner table must be purchased separately.

COM Yardage
Refer to page 271.

Finish Options

Chrome	\$ 165
Nickel	\$ 223
Powder Coat - Standard	n/c
Powder Coat - Premium	\$ 165

TRANSPARENT AND PLATINUM POWDER COAT NOT AVAILABLE
BEAM WILL ALWAYS BE BLACK

Wire Management Options

Wire Management Beam (per beam)	Code WHDS	Price \$ 256
---------------------------------------	-----------	--------------

Power and Data Options

Please reference the Power & Data Price List

Custom Charges

Powder Coat Alternative (per color)	OPA	call
---	-----	------

Quanta Max
Ply Beam
Armless



VERSTEEL

Questions?

800 876 2120

Style	Description	Model #	Product Wt	material > grade >						Top		
				Corner Top	Wood Shell	Fabric Grade 2 or COM	Fabric Grade 3	Fabric Grade 4	Fabric Grade 5			Fabric Grade 6
 QUPYBL2-07 3	Standard Frame Quanta QUPY Beam 4-Leg Base 1 Seat, 1 Top Right Without Arms	QUPYBL2-07 3	59		1747 2088 2676						Beam Table Top LP1S, LPF1S LW1S, LWF1S VW1S, VWF1S	 LP1S LPF1S LW1S LWF1S VW1S VWF1S
	Corner Table Frame Quanta QUPY Beam 4-Leg Base 1 Seat, 1 Top Right with Corner Table Left Without Arms	QUPYBL2-07 3L	66		1911 2250 2840						Beam Table Top LP1S, LPF1S LW1S, LWF1S VW1S, VWF1S	 LP1S LPF1S LW1S LWF1S VW1S VWF1S
	Corner Table Ordered Separately	AQUHDBL3 2939RE	22	973 1603 2398							Corner Table Top LP1S, LPF1S LW1S, LWF1S VW1S, VWF1S	 LP1S LPF1S LW1S LWF1S VW1S VWF1S
	Standard Frame Quanta QUPY Beam 4-Leg Base 1 Seat, 1 Top Right Seat Upholstered Without Arms	QUPYBL2-04 3	58			1981 2319 2908	2018 2358 2948	2057 2398 2985	2091 2429 3021	2128 2468 3058	Beam Table Top LP1S, LPF1S LW1S, LWF1S VW1S, VWF1S	 VW1S VWF1S
	Corner Table Frame Quanta QUPY Beam 4-Leg Base 1 Seat, 1 Top Right with Corner Table Left Seat Upholstered Without Arms	QUPYBL2-04 3L	69			2143 2483 3072	2181 2520 3110	2221 2558 3151	2253 2590 3180	2290 2629 3218	Beam Table Top LP1S, LPF1S LW1S, LWF1S VW1S, VWF1S	 LP1S, LPF1S LW1S, LWF1S VW1S, VWF1S
	Corner Table Ordered Separately	AQUHDBL3 2939RE	22	973 1603 2398							Corner Table Top LP1S, LPF1S LW1S, LWF1S VW1S, VWF1S	 LP1S, LPF1S LW1S, LWF1S VW1S, VWF1S


For model numbers that have a corner table option, the corner table must be purchased separately.

COM Yardage

Refer to page 271.

To Order, Specify...

- 1 Model Number
- 2 Shell Color
- 3 Leg Color
- 4 Upholstery Selection
- 5 Top Material
- 6 Edge Detail and Color



Questions?
800 876 2120

Style	Description	Model #	Product Wt	material >	Corner	Wood	Fabric	Fabric	Fabric	Fabric	Fabric	Top	
				grade >	Top	Shell	Grade 2 or COM	Grade 3	Grade 4	Grade 5	Grade 6		
 QUPYBL2-071	Standard Frame Quanta QUPY Beam 4-Leg Base 1 Seat, 1 Top Left Without Arms	 QUPYBL2-071	55			1747 2088 2676						Beam Table Top LPIS, LPFIS LWIS, LWFIS VWIS, VWFIS	 LPIS LPFIS LWIS LWFIS VWIS VWFIS
	Corner Table Frame Quanta QUPY Beam 4-Leg Base 1 Seat, 1 Top Left with Corner Table Right Without Arms	 QUPYBL2-071R	66			1911 2250 2840						Beam Table Top LPIS, LPFIS LWIS, LWFIS VWIS, VWFIS	 LPFIS LWIS LWFIS VWIS VWFIS
	Corner Table Ordered Separately	 AQUHDBL3 2939RE	22		973 1603 2398							Corner Table Top LPIS, LPFIS LWIS, LWFIS VWIS, VWFIS	 LPFIS LWIS LWFIS VWIS VWFIS
	Standard Frame Quanta QUPY Beam 4-Leg Base 1 Seat, 1 Top Left Seat Upholstered Without Arms	 QUPYBL2-041	58			1981 2319 2908	2018 2358 2948	2057 2398 2985	2091 2429 3021	2128 2468 3058		Beam Table Top LPIS, LPFIS LWIS, LWFIS VWIS, VWFIS	 VWIS VWFIS
	Corner Table Frame Quanta QUPY Beam 4-Leg Base 1 Seat, 1 Top Left with Corner Table Right Seat Upholstered Without Arms	 QUPYBL2-041R	69			2143 2483 3072	2181 2520 3110	2221 2558 3151	2253 2590 3180	2290 2629 3218		Beam Table Top LPIS, LPFIS LWIS, LWFIS VWIS, VWFIS	 VWIS VWFIS
	Corner Table Ordered Separately	 AQUHDBL3 2939RE	22		973 1603 2398							Corner Table Top LPIS, LPFIS LWIS, LWFIS VWIS, VWFIS	 LPFIS LWIS LWFIS VWIS VWFIS

For model numbers that have a corner table option, the corner table must be purchased separately.

COM Yardage
Refer to page 271.

Finish Options

Chrome	\$ 165
Nickel	\$ 223
Powder Coat - Standard	n/c
Powder Coat - Premium	\$ 165

TRANSPARENT AND PLATINUM POWDER COAT NOT AVAILABLE
BEAM WILL ALWAYS BE BLACK

Wire Management Options

Wire Management Beam (per beam)	WHDS	\$ 256
---------------------------------------	------	--------

Power and Data Options

Please reference the Power & Data Price List

Custom Charges

Powder Coat Alternative (per color)	OPA	call
Stain Finish Match (per finish)	OSM	\$ 996

Quanta Max
Ply Beam
Arm



VERSTEEL

Questions?

800 876 2120

Style	Description	Model #	Product Wt	material > grade >						Top		
				Corner Top	Wood Shell	Fabric Grade 2 or COM	Fabric Grade 3	Fabric Grade 4	Fabric Grade 5			Fabric Grade 6
 QUPYBL2AA-07 3	Standard Frame Quanta QUPY Beam 4-Leg Base 1 Seat, 1 Top Right With Arms	QUPYBL2AA-07 3	65		2008 2345 2936						Beam Table Top LP1S, LPF1S LW1S, LWF1S VW1S, VWF1S	 LP1S LPF1S LW1S LWF1S VW1S VWF1S
	Corner Table Frame Quanta QUPY Beam 4-Leg Base 1 Seat, 1 Top Right with Corner Table Left With Arms	QUPYBL2AA-07 3L	73		2170 2507 3097						Beam Table Top LP1S, LPF1S LW1S, LWF1S VW1S, VWF1S	 LP1S LPF1S LW1S LWF1S VW1S VWF1S
	Corner Table Ordered Separately	AQUHDBL3 2634RE	18	973 1603 2398							Corner Table Top LP1S, LPF1S LW1S, LWF1S VW1S, VWF1S	 LP1S LPF1S LW1S LWF1S VW1S VWF1S
	Standard Frame Quanta QUPY Beam 4-Leg Base 1 Seat, 1 Top Right Seat Upholstered With Arms	QUPYBL2AA-04 3	67		2238 2579 3169	2280 2616 3207	2317 2655 3246	2349 2689 3279	2387 2726 3316		Beam Table Top LP1S, LPF1S LW1S, LWF1S VW1S, VWF1S	 VW1S VWF1S
	Corner Table Frame Quanta QUPY Beam 4-Leg Base 1 Seat, 1 Top Right with Corner Table Left Seat Upholstered With Arms	QUPYBL2AA-04 3L	76		2401 2740 3331	2439 2776 3368	2478 2819 3408	2509 2851 3439	2548 2888 3477		Beam Table Top LP1S, LPF1S LW1S, LWF1S VW1S, VWF1S	 LP1S LPF1S LW1S LWF1S VW1S VWF1S
	Corner Table Ordered Separately	AQUHDBL3 2634RE	18	973 1603 2398							Corner Table Top LP1S, LPF1S LW1S, LWF1S VW1S, VWF1S	 LP1S LPF1S LW1S LWF1S VW1S VWF1S

For model numbers that have a corner table option, the corner table must be purchased separately.

COM Yardage

Refer to page 271.

To Order, Specify...

- 1 Model Number
- 2 Shell Color
- 3 Leg Color
- 4 Upholstery Selection
- 5 Top Material
- 6 Edge Detail and Color



Questions?
800 876 2120

Style	Description	Model #	Product Wt	material >	Corner	Wood	Fabric	Fabric	Fabric	Fabric	Fabric	Top	
				grade >	Top	Shell	Grade 2 or COM	Grade 3	Grade 4	Grade 5	Grade 6		
 QUPYBL2AA-071	Standard Frame 4-Leg Base 1 Seat, 1 Top Left With Arms on Seat	QUPYBL2AA-071	65			2008 2345 2936						Beam Table Top LPIS, LPFIS LWIS, LWFIS VWIS, VWFIS	 LPIS LPFIS LWIS LWFIS VWIS
	Corner Table Frame 4-Leg Base 1 Seat, 1 Top Left with Corner Table Right With Arms on Seat	QUPYBL2AA-07 1R	73			2170 2507 3097						Beam Table Top LPIS, LPFIS LWIS, LWFIS VWIS, VWFIS	 LPFIS LWIS LWFIS VWIS
	Corner Table Ordered Separately	AQUHDBL3 2634RE	18		973 1603 2398							Corner Table Top LPIS, LPFIS LWIS, LWFIS VWIS, VWFIS	 LWFIS VWIS
	Standard Frame 4-Leg Base 1 Seat, 1 Top Left Seat Upholstered With Arms on Seat	QUPYBL2AA-041	67				2238 2579 3169	2280 2616 3207	2317 2655 3246	2349 2689 3279	2387 2726 3316	Beam Table Top LPIS, LPFIS LWIS, LWFIS VWIS, VWFIS	 VWIS VWFIS
	Corner Table Frame 4-Leg Base 1 Seat, 1 Top Left with Corner Table Right Seat Upholstered With Arms on Seat	QUPYBL2AA-04 1R	76			2401 2740 3331	2439 2776 3368	2478 2819 3408	2509 2851 3439	2548 2888 3477	Beam Table Top LPIS, LPFIS LWIS, LWFIS VWIS, VWFIS	 VWIS VWFIS	
	Corner Table Ordered Separately	AQUHDBL3 2634RE	18		973 1603 2398							Corner Table Top LPIS, LPFIS LWIS, LWFIS VWIS, VWFIS	

For model numbers that have a corner table option, the corner table must be purchased separately.

COM Yardage
Refer to page 271.

Finish Options	Price
Chrome	\$ 165
Nickel	\$ 223
Powder Coat - Standard	n/c
Powder Coat - Premium	\$ 165

TRANSPARENT AND PLATINUM POWDER COAT NOT AVAILABLE
BEAM WILL ALWAYS BE BLACK

Wire Management Options	Code	Price
Wire Management Beam (per beam)	WHDS	\$ 256

Power and Data Options
Please reference the Power & Data Price List

Custom Charges	Code	Price
Powder Coat Alternative (per color)	OPA	call
Stain Finish Match (per finish)	OSM	\$ 996

Quanta Max
Ply Beam
Arm on One End



Questions?

800 876 2120

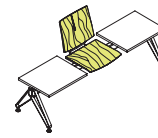
Style	Description	Model #	Product Wt	material > grade >						Top		
				Corner Top	Wood Shell	Fabric Grade 2 or COM	Fabric Grade 3	Fabric Grade 4	Fabric Grade 5			Fabric Grade 6
 QUPYBL2A-07 3	Standard Frame Quanta QUPY Beam 4-Leg Base 1 Seat, 1 Top Right With Arm on End Only	QUPYBL2A-07 3	61		1878 2217 2806						Beam Table Top LP1S, LPF1S LW1S, LWF1S VW1S, VWF1S	 LP1S LPF1S LW1S LWF1S VW1S VWF1S
	Standard Frame Quanta QUPY Beam 4-Leg Base 1 Seat, 1 Top Right Seat Upholstered With Arm on End Only	QUPYBL2A-04 3	63			2110 2449 3038	2149 2488 3079	2187 2526 3116	2221 2558 3151	2259 2595 3188	Beam Table Top LP1S, LPF1S LW1S, LWF1S VW1S, VWF1S	 LPF1S LW1S LWF1S VW1S VWF1S
	Standard Frame Quanta QUPY Beam 4-Leg Base 1 Seat, 1 Top Left With Arm on End Only	QUPYBL2A-07 1	61		1878 2217 2806						Beam Table Top LP1S, LPF1S LW1S, LWF1S VW1S, VWF1S	 LPF1S LW1S LWF1S VW1S VWF1S
	Standard Frame Quanta QUPY Beam 4-Leg Base 1 Seat, 1 Top Left Seat Upholstered With Arm on End Only	QUPYBL2A-04 1	63			2110 2449 3038	2149 2488 3079	2187 2526 3116	2221 2558 3151	2259 2595 3188	Beam Table Top LP1S, LPF1S LW1S, LWF1S VW1S, VWF1S	 LPF1S LW1S LWF1S VW1S VWF1S

For model numbers that have a corner table option, the corner table must be purchased separately.

COM Yardage
Refer to page 271.

To Order, Specify...

- 1 Model Number
- 2 Shell Color
- 3 Leg Color
- 4 Upholstery Selection
- 5 Top Material
- 6 Edge Detail and Color



Questions?
800 876 2120

Style	Description	Model #	Product Wt	material > grade >	Corner Top	Wood Shell	Fabric Grade 2 or COM	Fabric Grade 3	Fabric Grade 4	Fabric Grade 5	Fabric Grade 6	Top	
 QUPYBL3-07 C	Standard Frame Quanta QPY Beam 4-Leg Base 2 Tops, 1 Seat Center Without Arms	QUPYBL3-07 C 	77			2284 2963 4404						Beam Table Top LP1S, LPF1S LW1S, LWF1S VW1S, VWF1S	 LP1S LPF1S LW1S LWF1S VW1S VWF1S
	Standard Frame Quanta QPY Beam 4-Leg Base 2 Tops, 1 Seat Center Seat - Upholstered Without Arms	QUPYBL3-04 C 	79			2516 3192 4639	2555 3233 4677	2593 3271 4715	2625 3306 4750	2665 3343 4788			Beam Table Top LP1S, LPF1S LW1S, LWF1S VW1S, VWF1S

For model numbers that have a corner table option, the corner table must be purchased separately.

COM Yardage
Refer to page 271.

Finish Options	Price
Chrome	\$ 165
Nickel	\$ 223
Powder Coat - Standard	n/c
Powder Coat - Premium	\$ 165

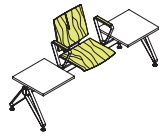
TRANSPARENT AND PLATINUM POWDER COAT NOT AVAILABLE
BEAM WILL ALWAYS BE BLACK

Wire Management Options	Code	Price
Wire Management Beam (per beam)	WHDS	\$ 256

Power and Data Options
Please reference the Power & Data Price List

Custom Charges	Code	Price
Powder Coat Alternative (per color)	OPA	call
Stain Finish Match (per finish)	OSM	\$ 996

Quanta Max
Ply Beam
Arm



VERSTEEL

Questions?

800 876 2120


Style	Description	Model #	Product Wt	material > grade >						Top		
				Corner Top	Wood Shell	Fabric Grade 2 or COM	Fabric Grade 3	Fabric Grade 4	Fabric Grade 5			Fabric Grade 6
 QUPYBL3AA-07 C	Standard Frame Quanta QUPY Beam 4-Leg Base 2 Tops, 1 Seat Center With Arms	QUPYBL3AA-07 C	80		2542 3218 4667						Beam Table Top LP1S, LPF1S LW1S, LWF1S VW1S, VWF1S	 LP1S LPF1S
	Standard Frame Quanta QUPY Beam 4-Leg Base 2 Tops, 1 Seat Center Seat - Upholstered With Arms	QUPYBL3AA-04 C	83		2774 3452 4900	2813 3490 4936	2853 3529 4973	2884 3561 5006	2923 3599 5044	Beam Table Top LP1S, LPF1S LW1S, LWF1S VW1S, VWF1S	 LPF1S LW1S LWF1S VW1S VWF1S	

For model numbers that have a corner table option, the corner table must be purchased separately.

COM Yardage
Refer to page 271.






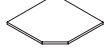
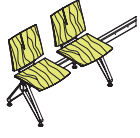

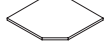
To Order, Specify...

- 1 Model Number
- 2 Shell Color
- 3 Leg Color
- 4 Upholstery Selection
- 5 Top Material
- 6 Edge Detail and Color



Questions?

800 876 2120

Style	Description	Model #	Product Wt	material >	Corner	Wood	Fabric	Fabric	Fabric	Fabric	Fabric	Top
				grade >	Top	Shell	Grade 2 or COM	Grade 3	Grade 4	Grade 5	Grade 6	
 QUPYBL2-07	Standard Frame Quanta QUPY Beam 4-Leg Base 2 Seat Without Arms	QUPYBL2-07 	58			1952						 LP1S
	Corner Table Frame Quanta QUPY Beam 4-Leg Base 2 Seat with Corner Table Right Without Arms	QUPYBL2-07 R 	68			2112						 LPF1S
	Corner Table Ordered Separately	AQUHDBL3 2939RE 	22	973 1603 2398								Corner Table Top LP1S, LPF1S LW1S, LWF1S VW1S, VWF1S
	Corner Table Frame Quanta QUPY Beam 4-Leg Base 2 Seat with Corner Table Left Without Arms	QUPYBL2-07 L 	68			2112						 VW1S
	Corner Table Ordered Separately	AQUHDBL3 2939RE 	22	973 1603 2398								Corner Table Top LP1S, LPF1S LW1S, LWF1S VW1S, VWF1S

For model numbers that have a corner table option, the corner table must be purchased separately.

Finish Options

Chrome	\$ 165
Nickel	\$ 223
Powder Coat - Standard	n/c
Powder Coat - Premium	\$ 165

TRANSPARENT AND PLATINUM POWDER COAT NOT AVAILABLE
BEAM WILL ALWAYS BE BLACK

Wire Management Options

Wire Management Beam (per beam)	WHDS	\$ 256
---------------------------------------	------	--------

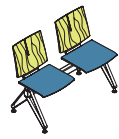
Power and Data Options

Please reference the Power & Data Price List

Custom Charges









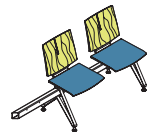





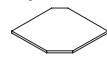



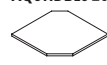
Powder Coat Alternative (per color)	OPA	call
Stain Finish Match (per finish)	OSM	\$ 996

Quanta Max
Ply Beam
Armless



Questions?

800 876 2120


Style	Description	Model #	Product Wt	material > grade >						Top		
				Corner Top	Wood Shell	Fabric Grade 2 or COM	Fabric Grade 3	Fabric Grade 4	Fabric Grade 5			Fabric Grade 6
 QUPYBL2-04	Standard Frame Quanta QUPY Beam 4-Leg Base 2 Seat Seat - Upholstered Without Arms	QUPYBL2-04 	62			2414	2493	2570	2636	2713		 LP1S  LPF1S  LW1S  LWF1S  VW1S  VWF1S
	Corner Table Frame Quanta QUPY Beam 4-Leg Base 2 Seat with Corner Table Right Seat - Upholstered Without Arms	QUPYBL2-04 R 	73			2578	2652	2732	2796	2875		 LPF1S  LW1S  LWF1S  VW1S  VWF1S
	Corner Table Ordered Separately	AQUHDBL3 2939RE 	22	973 1603 2398								Corner Table Top LPIS, LPFIS LWIS, LWFIS VWIS, VWFIS
	Corner Table Frame Quanta QUPY Beam 4-Leg Base 2 Seat with Corner Table Left Seat - Upholstered Without Arms	QUPYBL2-04 L 	73			2578	2652	2732	2796	2875		 VW1S  VWF1S
	Corner Table Ordered Separately	AQUHDBL3 2939RE 	22	973 1603 2398								Corner Table Top LPIS, LPFIS LWIS, LWFIS VWIS, VWFIS

For model numbers that have a corner table option, the corner table must be purchased separately.

COM Yardage
Refer to page 271.







To Order, Specify...

- 1 Model Number
- 2 Shell Color
- 3 Leg Color
- 4 Upholstery Selection
- 5 Top Material
- 6 Edge Detail and Color



Questions?

800 876 2120

Style	Description	Model #	Product Wt	material >	Corner	Wood	Fabric	Fabric	Fabric	Fabric	Fabric	Top	
				grade >	Top	Shell	Grade 2 or COM	Grade 3	Grade 4	Grade 5	Grade 6		
 QUPYBL2AA-07	Standard Frame Quanta QUPY Beam 4-Leg Base 2 Seat With Arms on Both Seats	QUPYBL2AA-07	71			2466							 LP1S
	Corner Table Frame Quanta QUPY Beam 4-Leg Base 2 Seat with Corner Table Right With Arms on Both Seats	QUPYBL2AA-07 R	80			2626							 LPF1S
	Corner Table Ordered Separately	AQUHDBL3 2634RE	18		973 1603 2398								Corner Table Top LP1S, LPF1S LW1S, LWF1S VW1S, VWF1S
	Corner Table Frame Quanta QUPY Beam 4-Leg Base 2 Seat with Corner Table Left With Arms on Both Seats	QUPYBL2AA-07 L	80			2626							 LW1S
	Corner Table Ordered Separately	AQUHDBL3 2634RE	18		973 1603 2398								 LWF1S
	Corner Table Ordered Separately	AQUHDBL3 2634RE	18		973 1603 2398								 VW1S

For model numbers that have a corner table option, the corner table must be purchased separately.

Finish Options

Chrome	\$ 165
Nickel	\$ 223
Powder Coat - Standard	n/c
Powder Coat - Premium	\$ 165

TRANSPARENT AND PLATINUM POWDER COAT NOT AVAILABLE
BEAM WILL ALWAYS BE BLACK

Wire Management Options

Wire Management Beam (per beam)	Code WHDS	Price \$ 256
---------------------------------------	-----------	--------------

Power and Data Options

Please reference the Power & Data Price List

Custom Charges

Powder Coat Alternative (per color)	Code OPA	Price call
Stain Finish Match (per finish)	Code OSM	Price \$ 996








Quanta Max
Ply Beam
Arms on Both Seats



VERSTEEL

Questions?

800 876 2120


Style	Description	Model #	Product Wt	material > grade >						Top		
				Corner Top	Wood Shell	Fabric Grade 2 or COM	Fabric Grade 3	Fabric Grade 4	Fabric Grade 5			Fabric Grade 6
 QUPYBL2AA-04	Standard Frame Quanta QUPY Beam 4-Leg Base 2 Seat Seat - Upholstered With Arms on Both Seats	QUPYBL2AA-04	75			2803	2881	2960	3023	3098		 LP1S  LPF1S  LW1S  LWF1S  VW1S  VWF1S
	Corner Table Frame Quanta QUPY Beam 4-Leg Base 2 Seat with Corner Table Right Seat - Upholstered With Arms on Both Seats	QUPYBL2AA-04 R	84			2964	3040	3119	3182	3261		
	Corner Table Ordered Separately	AQUHDBL3 2634RE	18	973 1603 2398								Corner Table Top LPIS, LPFIS LWIS, LWFIS VWIS, VWFIS
	Corner Table Frame Quanta QUPY Beam 4-Leg Base 2 Seat with Corner Table Left Seat - Upholstered With Arms on Both Seats	QUPYBL2AA-04 L	84			2964	3040	3119	3182	3261		
	Corner Table Ordered Separately	AQUHDBL3 2634RE	18	973 1603 2398								Corner Table Top LPIS, LPFIS LWIS, LWFIS VWIS, VWFIS

For model numbers that have a corner table option, the corner table must be purchased separately.








COM Yardage
Refer to page 271.

To Order, Specify...

- 1 Model Number
- 2 Shell Color
- 3 Leg Color
- 4 Upholstery Selection
- 5 Top Material
- 6 Edge Detail and Color



Questions?
800 876 2120

Style	Description	Model #	Product Wt	material >	Corner	Wood	Fabric	Fabric	Fabric	Fabric	Fabric	Top		
				grade >	Top	Shell	Grade 2 or COM	Grade 3	Grade 4	Grade 5	Grade 6			
 QUPYBL2A-07	Standard Frame Quanta QUPY Beam 4-Leg Base 2 Seat With Arms on Ends Only	QUPYBL2A-07	67			2213							 LP1S  LPF1S  LW1S  LWF1S  VW1S  VWF1S	
	Corner Table Frame Quanta QUPY Beam 4-Leg Base 2 Seat with Corner Table Right With Arms on Ends Only	QUPYBL2A-07 R	76			2376								
	Corner Table Ordered Separately	AQUHDBL3 2634RE	18		973 1603 2398								Corner Table Top LP1S, LPF1S LW1S, LWF1S VW1S, VWF1S	
	Corner Table Frame Quanta QUPY Beam 4-Leg Base 2 Seat with Corner Table Left With Arms on Ends Only	QUPYBL2A-07 L	76			2376								
	Corner Table Ordered Separately	AQUHDBL3 2634RE	18		973 1603 2398								Corner Table Top LP1S, LPF1S LW1S, LWF1S VW1S, VWF1S	

For model numbers that have a corner table option, the corner table must be purchased separately.

Finish Options	Price
Chrome	\$ 165
Nickel	\$ 223
Powder Coat - Standard	n/c
Powder Coat - Premium	\$ 165

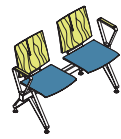
TRANSPARENT AND PLATINUM POWDER COAT NOT AVAILABLE
BEAM WILL ALWAYS BE BLACK

Wire Management Options	Code	Price
Wire Management Beam (per beam)	WHDS	\$ 256

Power and Data Options
Please reference the Power & Data Price List

Custom Charges	Code	Price
Powder Coat Alternative (per color)	OPA	call
Stain Finish Match (per finish)	OSM	\$ 996


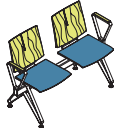

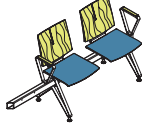



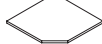



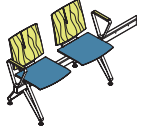
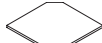
Quanta Max
Ply Beam
Arms on Ends



VERSTEEL

Questions?

800 876 2120

Style	Description	Model #	Product Wt	material > grade >						Top			
				Corner Top	Wood Shell	Fabric Grade 2 or COM	Fabric Grade 3	Fabric Grade 4	Fabric Grade 5			Fabric Grade 6	
 QUPYBL2A-04	Standard Frame Quanta QUPY Beam 4-Leg Base 2 Seat Seat - Upholstered With Arms on Ends Only	 QUPYBL2A-04	72			2543	2620	2698	2765	2842		 LP1S	
	Corner Table Frame Quanta QUPY Beam 4-Leg Base 2 Seat with Corner Table Right Seat - Upholstered With Arms on Ends Only	 QUPYBL2A-04 R	81			2704	2781	2858	2924	3002		 LPF1S  LW1S  LWF1S	
	Corner Table Ordered Separately	 AQUHDBL3 2634RE	18	973 1603 2398								Corner Table Top LPIS, LPFIS LWIS, LWFIS VWIS, VWFIS	 LWF1S  VW1S  VWF1S
	Corner Table Frame Quanta QUPY Beam 4-Leg Base 2 Seat with Corner Table Left Seat - Upholstered With Arms on Ends Only	 QUPYBL2A-04 L	81			2704	2781	2858	2924	3002		VW1S VWF1S	
	Corner Table Ordered Separately	 AQUHDBL3 2634RE	18	973 1603 2398								Corner Table Top LPIS, LPFIS LWIS, LWFIS VWIS, VWFIS	

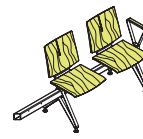
For model numbers that have a corner table option, the corner table must be purchased separately.

COM Yardage

Refer to page 271.








To Order, Specify...

- 1 Model Number
- 2 Shell Color
- 3 Leg Color
- 4 Upholstery Selection
- 5 Top Material
- 6 Edge Detail and Color



Questions?

800 876 2120

Style	Description	Model #	Product Wt	material >	Corner	Wood	Fabric	Fabric	Fabric	Fabric	Fabric	Top	
				grade >	Top	Shell	Grade 2 or COM	Grade 3	Grade 4	Grade 5	Grade 6		
 QUPYBL2AE-07 R	Corner Table Frame Quanta QPY Beam 4-Leg Base 2 Seat with Corner Table Right With Arm on One End Only	QUPYBL2AE-07 R	74			2369							 LP1S
	Corner Table Ordered Separately	AQUHDBL3 2634RE	18	973 1603 2398									Corner Table Top LP1S, LPFIS LW1S, LWFIS VW1S, VWFIS
 QUPYBL2AE-07 L	Corner Table Frame Quanta QPY Beam 4-Leg Base 2 Seat with Corner Table Left With Arm on One End Only	QUPYBL2AE-07 L	74			2369							 LW1S
	Corner Table Ordered Separately	AQUHDBL3 2634RE	18	973 1603 2398									Corner Table Top LP1S, LPFIS LW1S, LWFIS VW1S, VWFIS
 QUPYBL2AE-04 R	Corner Table Frame Quanta QPY Beam 4-Leg Base 2 Seat with Corner Table Right Seat - Upholstered With Arm on One End Only	QUPYBL2AE-04 R	78				2318	2397	2473	2537	2615		 VW1S
	Corner Table Ordered Separately	AQUHDBL3 2634RE	18	973 1603 2398									Corner Table Top LP1S, LPFIS LW1S, LWFIS VW1S, VWFIS
 QUPYBL2AE-04 L	Corner Table Frame Quanta QPY Beam 4-Leg Base 2 Seat with Corner Table Left Seat - Upholstered With Arm on One End Only	QUPYBL2AE-04 L	78				2318	2397	2473	2537	2615		
	Corner Table Ordered Separately	AQUHDBL3 2634RE	18	973 1603 2398									Corner Table Top LP1S, LPFIS LW1S, LWFIS VW1S, VWFIS

For model numbers that have a corner table option, the corner table must be purchased separately.

COM Yardage
Refer to page 271.

Finish Options

Chrome	\$ 165
Nickel	\$ 223
Powder Coat - Standard	n/c
Powder Coat - Premium	\$ 165

TRANSPARENT AND PLATINUM POWDER COAT NOT AVAILABLE
BEAM WILL ALWAYS BE BLACK

Wire Management Options

Wire Management Beam (per beam)	WHDS	\$ 256
---------------------------------------	------	--------

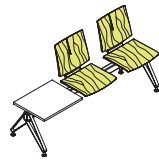
Power and Data Options

Please reference the Power & Data Price List

Custom Charges

Powder Coat Alternative (per color)	OPA	call
Stain Finish Match (per finish)	OSM	\$ 996








Quanta Max
Ply Beam
Armless



VERSTEEL

Questions?

800 876 2120

Style	Description	Model #	Product Wt	material > grade >						Top		
				Corner Top	Wood Shell	Fabric Grade 2 or COM	Fabric Grade 3	Fabric Grade 4	Fabric Grade 5			Fabric Grade 6
 QUPYBL3-07 3	Standard Frame Quanta QUPY Beam 4-Leg Base 2 Seat, 1 Top Right Without Arms	QUPYBL3-07 3	80		2414 2753 3344						Beam Table Top LP1S, LPF1S LW1S, LWF1S VW1S, VWF1S	 LP1S  LPF1S
	Corner Table Frame Quanta QUPY Beam 4-Leg Base 2 Seat, 1 Top Right with Corner Table Left Without Arms	QUPYBL3-07 3L	91		2578 2917 3505						Beam Table Top LP1S, LPF1S LW1S, LWF1S VW1S, VWF1S	 LW1S  LWF1S
	Corner Table Ordered Separately	AQUHDBL3 2939RE	22	973 1603 2398							Corner Table Top LP1S, LPF1S LW1S, LWF1S VW1S, VWF1S	 VW1S
	Standard Frame Quanta QUPY Beam 4-Leg Base 2 Seat, 1 Top Right Seat - Upholstered Without Arms	QUPYBL3-04 3	83		2881 3217 3809	2964 3302 3892	3035 3372 3965	3098 3439 4027	3177 3514 4105	Beam Table Top LP1S, LPF1S LW1S, LWF1S VW1S, VWF1S	 VWF1S	
	Corner Table Frame Quanta QUPY Beam 4-Leg Base 2 Seat, 1 Top Right with Corner Table Left Seat - Upholstered Without Arms	QUPYBL3-04 3L	94		3040 3380 3969	3119 3457 4049	3200 3536 4127	3261 3599 4189	3337 3676 4267	Beam Table Top LP1S, LPF1S LW1S, LWF1S VW1S, VWF1S		
	Corner Table Ordered Separately	AQUHDBL3 2939RE	22	973 1603 2398						Corner Table Top LP1S, LPF1S LW1S, LWF1S VW1S, VWF1S		

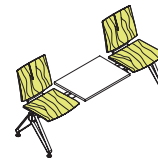
For model numbers that have a corner table option, the corner table must be purchased separately.

COM Yardage








Refer to page 271.

To Order, Specify...

- 1 Model Number
- 2 Shell Color
- 3 Leg Color
- 4 Upholstery Selection
- 5 Top Material
- 6 Edge Detail and Color



Questions?
800 876 2120

Style	Description	Model #	Product Wt	material >	Corner	Wood	Fabric	Fabric	Fabric	Fabric	Fabric	Top	
				grade >	Top	Shell	Grade 2 or COM	Grade 3	Grade 4	Grade 5	Grade 6		
 QUPYBL3-07 2	Standard Frame Quanta QUPY Beam 4-Leg Base 2 Seat, 1 Top Center Without Arms	QUPYBL3-07 2	80			2414 2753 3344						Beam Table Top LPIS, LPFIS LWIS, LWFIS VWIS, VWFIS	 LPIS  LPFIS
	Corner Table Frame Quanta QUPY Beam 4-Leg Base 2 Seat, 1 Top Center with Corner Table Right Without Arms	QUPYBL3-07 2R	91			2578 2917 3505						Beam Table Top LPIS, LPFIS LWIS, LWFIS VWIS, VWFIS	 LW1S  LWF1S
	Corner Table Ordered Separately	AQUHDBL3 2939RE	22		973 1603 2398							Corner Table Top LPIS, LPFIS LWIS, LWFIS VWIS, VWFIS	 VW1S
	Corner Table Frame Quanta QUPY Beam 4-Leg Base 2 Seat, 1 Top Center with Corner Table Left Without Arms	QUPYBL3-07 2L	91			2578 2917 3505						Beam Table Top LPIS, LPFIS LWIS, LWFIS VWIS, VWFIS	 VWF1S
	Corner Table Ordered Separately	AQUHDBL3 2939RE	22		973 1603 2398							Corner Table Top LPIS, LPFIS LWIS, LWFIS VWIS, VWFIS	

For model numbers that have a corner table option, the corner table must be purchased separately.

Finish Options	Price
Chrome	\$ 165
Nickel	\$ 223
Powder Coat - Standard	n/c
Powder Coat - Premium	\$ 165

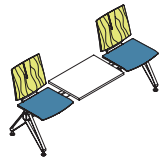
TRANSPARENT AND PLATINUM POWDER COAT NOT AVAILABLE
BEAM WILL ALWAYS BE BLACK

Wire Management Options	Code	Price
Wire Management Beam (per beam)	WHDS	\$ 256

Power and Data Options
Please reference the Power & Data Price List

Custom Charges	Code	Price
Powder Coat Alternative (per color)	OPA	call
Stain Finish Match (per finish)	OSM	\$ 996








Quanta Max
Ply Beam
Armless



VERSTEEL

Questions?

800 876 2120

Style	Description	Model #	Product Wt	material > grade >						Top		
				Corner Top	Wood Shell	Fabric Grade 2 or COM	Fabric Grade 3	Fabric Grade 4	Fabric Grade 5			Fabric Grade 6
 QUPYBL3-04 2	Standard Frame Quanta QUPY Beam 4-Leg Base 2 Seat, 1 Top Center Seat - Upholstered Without Arms	QUPYBL3-04 2	83			2881 3217 3809	2964 3302 3892	3035 3372 3965	3098 3439 4027	3177 3514 4105	Beam Table Top LP1S, LPF1S LW1S, LWF1S VW1S, VWF1S	 LP1S  LPF1S
	Corner Table Frame Quanta QUPY Beam 4-Leg Base 2 Seat, 1 Top Center with Corner Table Right Seat - Upholstered Without Arms	QUPYBL3-04 2R	94			3040 3380 3969	3119 3457 4049	3200 3536 4127	3261 3599 4189	3337 3676 4267	Beam Table Top LP1S, LPF1S LW1S, LWF1S VW1S, VWF1S	 LW1S  LWF1S
	Corner Table Ordered Separately	AQUHDBL3 2939RE	22	973 1603 2398							Corner Table Top LP1S, LPF1S LW1S, LWF1S VW1S, VWF1S	 VW1S
	Corner Table Frame Quanta QUPY Beam 4-Leg Base 2 Seat, 1 Top Center with Corner Table Left Seat - Upholstered Without Arms	QUPYBL3-04 2L	94			3040 3380 3969	3119 3457 4049	3200 3536 4127	3261 3599 4189	3337 3676 4267	Beam Table Top LP1S, LPF1S LW1S, LWF1S VW1S, VWF1S	 VWF1S
	Corner Table Ordered Separately	AQUHDBL3 2939RE	22	973 1603 2398							Corner Table Top LP1S, LPF1S LW1S, LWF1S VW1S, VWF1S	


For model numbers that have a corner table option, the corner table must be purchased separately.

COM Yardage


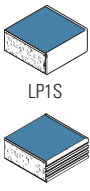
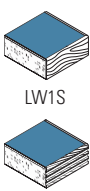
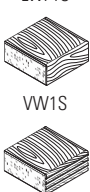

Refer to page 271.

To Order, Specify...

- 1 Model Number
- 2 Shell Color
- 3 Leg Color
- 4 Upholstery Selection
- 5 Top Material
- 6 Edge Detail and Color



Questions?
800 876 2120

Style	Description	Model #	Product Wt	material >	Corner	Wood	Fabric	Fabric	Fabric	Fabric	Fabric	Top	
				grade >	Top	Shell	Grade 2 or COM	Grade 3	Grade 4	Grade 5	Grade 6		
 QUPYBL3-071	Standard Frame Quanta QUPY Beam 4-Leg Base 2 Seat, 1 Top Left Without Arms	QUPYBL3-071	80			2414 2753 3344						Beam Table Top LPIS, LPFIS LWIS, LWFIS VWIS, VWFIS	
	Corner Table Frame Quanta QUPY Beam 4-Leg Base 2 Seat, 1 Top Left with Corner Table Right Without Arms	QUPYBL3-071R	91			2578 2917 3505						Beam Table Top LPIS, LPFIS LWIS, LWFIS VWIS, VWFIS	
	Corner Table Ordered Separately	AQUHDBL3 2939RE	22		973 1603 2398							Corner Table Top LPIS, LPFIS LWIS, LWFIS VWIS, VWFIS	
	Standard Frame Quanta QUPY Beam 4-Leg Base 2 Seat, 1 Top Left Seat - Upholstered Without Arms	QUPYBL3-041	83			2881 3217 3809	2964 3302 3892	3035 3372 3965	3098 3439 4027	3177 3514 4105		Beam Table Top LPIS, LPFIS LWIS, LWFIS VWIS, VWFIS	
	Corner Table Frame Quanta QUPY Beam 4-Leg Base 2 Seat, 1 Top Left with Corner Table Right Seat - Upholstered Without Arms	QUPYBL3-041R	94			3040 3380 3969	3119 3457 4049	3200 3536 4127	3261 3599 4189	3337 3676 4267		Beam Table Top LPIS, LPFIS LWIS, LWFIS VWIS, VWFIS	
	Corner Table Ordered Separately	AQUHDBL3 2939RE	22		973 1603 2398							Corner Table Top LPIS, LPFIS LWIS, LWFIS VWIS, VWFIS	

For model numbers that have a corner table option, the corner table must be purchased separately.

COM Yardage
Refer to page 271.

Finish Options	Price
Chrome	\$ 165
Nickel	\$ 223
Powder Coat - Standard	n/c
Powder Coat - Premium	\$ 165

TRANSPARENT AND PLATINUM POWDER COAT NOT AVAILABLE
BEAM WILL ALWAYS BE BLACK

Wire Management Options	Code	Price
Wire Management Beam (per beam)	WHDS	\$ 256

Power and Data Options
Please reference the Power & Data Price List

Custom Charges	Code	Price
Powder Coat Alternative (per color)	OPA	call
Stain Finish Match (per finish)	OSM	\$ 996










Quanta Max
Ply Beam
Arms on Both Seats



VERSTEEL

Questions?

800 876 2120

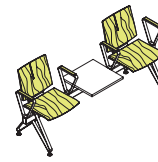
Style	Description	Model #	Product Wt	material > grade >						Top		
				Corner Top	Wood Shell	Fabric Grade 2 or COM	Fabric Grade 3	Fabric Grade 4	Fabric Grade 5			Fabric Grade 6
 QUPYBL3AA-07 3	Standard Frame Quanta QUPY Beam 4-Leg Base 2 Seat, 1 Top Right With Arms on Both Seats	QUPYBL3AA-07 3	88		2932 3268 3860						Beam Table Top LP1S, LPF1S LW1S, LWF1S VW1S, VWF1S	 LP1S  LPF1S  LW1S  LWF1S
	Corner Table Frame Quanta QUPY Beam 4-Leg Base 2 Seat, 1 Top Right with Corner Table Left With Arms on Both Seats	QUPYBL3AA-07 3L	97		3092 3430 4020						Beam Table Top LP1S, LPF1S LW1S, LWF1S VW1S, VWF1S	 LW1S  LWF1S
	Corner Table Ordered Separately	AQUHDBL3 2634RE	18	973 1603 2398							Corner Table Top LP1S, LPF1S LW1S, LWF1S VW1S, VWF1S	 VW1S
	Standard Frame Quanta QUPY Beam 4-Leg Base 2 Seat, 1 Top Right Seat - Upholstered With Arms on Both Seats	QUPYBL3AA-04 3	96			3395 3734 4326	3474 3812 4401	3550 3889 4480	3618 3955 4544	3694 4029 4622	Beam Table Top LP1S, LPF1S LW1S, LWF1S VW1S, VWF1S	 VWF1S
	Corner Table Frame Quanta QUPY Beam 4-Leg Base 2 Seat, 1 Top Right with Corner Table Left Seat - Upholstered With Arms on Both Seats	QUPYBL3AA-04 3L	104			3557 3897 4487	3633 3973 4262	3711 4051 4641	3777 4113 4704	3855 4192 4783	Beam Table Top LP1S, LPF1S LW1S, LWF1S VW1S, VWF1S	
	Corner Table Ordered Separately	AQUHDBL3 2634RE	18	973 1603 2398							Corner Table Top LP1S, LPF1S LW1S, LWF1S VW1S, VWF1S	

For model numbers that have a corner table option, the corner table must be purchased separately.

COM Yardage
Refer to page 271.








To Order, Specify...

- 1 Model Number
- 2 Shell Color
- 3 Leg Color
- 4 Upholstery Selection
- 5 Top Material
- 6 Edge Detail and Color



Questions?

800 876 2120

Style	Description	Model #	Product Wt	material >	Corner	Wood	Fabric	Fabric	Fabric	Fabric	Fabric	Top	
				grade >	Top	Shell	Grade 2 or COM	Grade 3	Grade 4	Grade 5	Grade 6		
 <p>QUPYBL3AA-07 2</p>	Standard Frame Quanta QUPY Beam 4-Leg Base 2 Seat, 1 Top Center With Arms on Both Seats	QUPYBL3AA-07 2	93			2932 3268 3860						Beam Table Top LPIS, LPFIS LWIS, LWFIS VWIS, VWFIS	 LP1S  LPF1S
	Corner Table Frame Quanta QUPY Beam 4-Leg Base 2 Seat, 1 Top Center with Corner Table Right With Arms on Both Seats	QUPYBL3AA-07 2R	102			3092 3430 4020						Beam Table Top LPIS, LPFIS LWIS, LWFIS VWIS, VWFIS	 LW1S  LWF1S
	Corner Table Ordered Separately	AQUHDBL3 2634RE	18		973 1603 2398							Corner Table Top LPIS, LPFIS LWIS, LWFIS VWIS, VWFIS	 VW1S
	Corner Table Frame Quanta QUPY Beam 4-Leg Base 2 Seat, 1 Top Center with Corner Table Left With Arms on Both Seats	QUPYBL3AA-07 2L	102			3092 3430 4020						Beam Table Top LPIS, LPFIS LWIS, LWFIS VWIS, VWFIS	 VWF1S
	Corner Table Ordered Separately	AQUHDBL3 2634RE	18		973 1603 2398							Corner Table Top LPIS, LPFIS LWIS, LWFIS VWIS, VWFIS	

For model numbers that have a corner table option, the corner table must be purchased separately.

Finish Options

Chrome	\$ 165
Nickel	\$ 223
Powder Coat - Standard	n/c
Powder Coat - Premium	\$ 165

TRANSPARENT AND PLATINUM POWDER COAT NOT AVAILABLE
BEAM WILL ALWAYS BE BLACK

Wire Management Options

Wire Management Beam (per beam)	Code WHDS	Price \$ 256
---------------------------------------	-----------	--------------

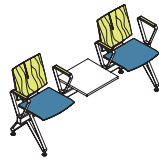
Power and Data Options

Please reference the Power & Data Price List

Custom Charges

Powder Coat Alternative (per color)	Code OPA	Price call
Stain Finish Match (per finish)	Code OSM	Price \$ 996








Quanta Max
Ply Beam
Arms on Both Seats



VERSTEEL

Questions?

800 876 2120

Style	Description	Model #	Product Wt	material > grade >						Top		
				Corner Top	Wood Shell	Fabric Grade 2 or COM	Fabric Grade 3	Fabric Grade 4	Fabric Grade 5			Fabric Grade 6
 QUPYBL3AA-04 2	Standard Frame Quanta QUPY Beam 4-Leg Base 2 Seat, 1 Top Center Seat - Upholstered With Arms on Both Seats	QUPYBL3AA-04 2	98			3395 3734 4326	3474 3812 4401	3550 3889 4480	3618 3955 4544	3694 4029 4622	Beam Table Top LP1S, LPF1S LW1S, LWF1S VW1S, VWF1S	 LP1S  LPF1S
	Corner Table Frame Quanta QUPY Beam 4-Leg Base 2 Seat, 1 Top Center with Corner Table Right Seat - Upholstered With Arms on Both Seats	QUPYBL3AA-04 2R	106			3557 3897 4487	3633 3973 4561	3711 4051 4641	3777 4113 4704	3855 4192 4783	Beam Table Top LP1S, LPF1S LW1S, LWF1S VW1S, VWF1S	 LW1S  LWF1S
	Corner Table Ordered Separately	AQUHDBL3 2634RE	18	973 1603 2398							Corner Table Top LP1S, LPF1S LW1S, LWF1S VW1S, VWF1S	 VW1S
	Corner Table Frame Quanta QUPY Beam 4-Leg Base 2 Seat, 1 Top Center with Corner Table Left Seat - Upholstered With Arms on Both Seats	QUPYBL3AA-04 2L	106			3557 3897 4487	3633 3973 4561	3711 4051 4641	3777 4113 4704	3855 4192 4783	Beam Table Top LP1S, LPF1S LW1S, LWF1S VW1S, VWF1S	 VWF1S
	Corner Table Ordered Separately	AQUHDBL3 2634RE	18	973 1603 2398							Corner Table Top LP1S, LPF1S LW1S, LWF1S VW1S, VWF1S	

For model numbers that have a corner table option, the corner table must be purchased separately.

COM Yardage































Refer to page 271.

To Order, Specify...

- 1 Model Number
- 2 Shell Color
- 3 Leg Color
- 4 Upholstery Selection
- 5 Top Material
- 6 Edge Detail and Color



Questions?
800 876 2120

Style	Description	Model #	Product Wt	material >	Corner	Wood	Fabric	Fabric	Fabric	Fabric	Fabric	Top	
				grade >	Top	Shell	Grade 2 or COM	Grade 3	Grade 4	Grade 5	Grade 6		
 <p>QUPYBL3AA-071</p>	Standard Frame Quanta QUPY Beam 4-Leg Base 2 Seat, 1 Top Left With Arms on Both Seats	QUPYBL3AA-071	88			2932 3268 3860						Beam Table Top LPIS, LPFIS LWIS, LWFIS VWIS, VWFIS	 LP1S  LPF1S  LW1S  LWF1S  VW1S  VWF1S
	Corner Table Frame Quanta QUPY Beam 4-Leg Base 2 Seat, 1 Top Left with Corner Table Right With Arms on Both Seats	QUPYBL3AA-071R	97			3092 3430 4020						Beam Table Top LPIS, LPFIS LWIS, LWFIS VWIS, VWFIS	 LPF1S  LW1S  LWF1S  VW1S  VWF1S
	Corner Table Ordered Separately	AQUHDBL3 2634RE	18			973 1603 2398						Corner Table Top LPIS, LPFIS LWIS, LWFIS VWIS, VWFIS	 LWF1S  LW1S  VW1S  VWF1S
	Standard Frame Quanta QUPY Beam 4-Leg Base 2 Seat, 1 Top Left Seat - Upholstered With Arms on Both Seats	QUPYBL3AA-041	96				3395 3734 4326	3474 3812 4401	3550 3889 4480	3618 3955 4544	3694 4029 4622	Beam Table Top LPIS, LPFIS LWIS, LWFIS VWIS, VWFIS	 LPF1S  LW1S  LWF1S  VW1S  VWF1S
	Corner Table Frame Quanta QUPY Beam 4-Leg Base 2 Seat, 1 Top Left with Corner Table Right Seat - Upholstered With Arms on Both Seats	QUPYBL3AA-041R	104				3557 3897 4487	3633 3973 4561	3711 4051 4641	3777 4113 4704	3855 4192 4783	Beam Table Top LPIS, LPFIS LWIS, LWFIS VWIS, VWFIS	 LPF1S  LW1S  LWF1S  VW1S  VWF1S
	Corner Table Ordered Separately	AQUHDBL3 2634RE	18			973 1603 2398						Corner Table Top LPIS, LPFIS LWIS, LWFIS VWIS, VWFIS	 LWF1S  LW1S  VW1S  VWF1S

For model numbers that have a corner table option, the corner table must be purchased separately.

COM Yardage
Refer to page 271.

Finish Options	Price
Chrome	\$ 165
Nickel	\$ 223
Powder Coat - Standard	n/c
Powder Coat - Premium	\$ 165

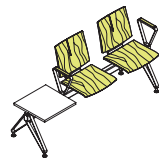
TRANSPARENT AND PLATINUM POWDER COAT NOT AVAILABLE
BEAM WILL ALWAYS BE BLACK

Wire Management Options	Code	Price
Wire Management Beam (per beam)	WHDS	\$ 256

Power and Data Options
Please reference the Power & Data Price List

Custom Charges	Code	Price
Powder Coat Alternative (per color)	OPA	call
Stain Finish Match (per finish)	OSM	\$ 996








Quanta Max
Ply Beam
Arms on Ends



VERSTEEL

Questions?

800 876 2120

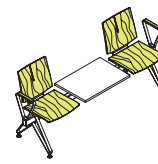
Style	Description	Model #	Product Wt	material > grade >						Top		
				Corner Top	Wood Shell	Fabric Grade 2 or COM	Fabric Grade 3	Fabric Grade 4	Fabric Grade 5			Fabric Grade 6
 <p>QUPYBL3A-07 3</p>	Standard Frame Quanta QUPY Beam 4-Leg Base 2 Seat, 1 Top Right With Arms on Ends Only	QUPYBL3A-07 3	88		2673 3011 3602						Beam Table Top LP1S, LPF1S LW1S, LWF1S VW1S, VWF1S	 LP1S  LPF1S
	Corner Table Frame Quanta QUPY Beam 4-Leg Base 2 Seat, 1 Top Right with Corner Table Left With Arms on Ends Only	QUPYBL3A-07 3L	96		2833 3175 3765						Beam Table Top LP1S, LPF1S LW1S, LWF1S VW1S, VWF1S	 LW1S  LWF1S
	Corner Table Ordered Separately	AQUHDBL3 2634RE	18	973 1603 2398							Corner Table Top LP1S, LPF1S LW1S, LWF1S VW1S, VWF1S	 VW1S
	Standard Frame Quanta QUPY Beam 4-Leg Base 2 Seat, 1 Top Right Seat - Upholstered With Arms on Ends Only	QUPYBL3A-04 3	92		3137 3476 4067	3215 3552 4144	3291 3631 4221	3360 3696 4287	3432 3775 4364		Beam Table Top LP1S, LPF1S LW1S, LWF1S VW1S, VWF1S	 VWF1S
	Corner Table Frame Quanta QUPY Beam 4-Leg Base 2 Seat, 1 Top Right with Corner Table Left Seat - Upholstered With Arms on Ends Only	QUPYBL3A-04 3L	102		3297 3636 4227	3154 3472 4024	3453 3792 4381	3518 3858 4448	3596 3935 4524		Beam Table Top LP1S, LPF1S LW1S, LWF1S VW1S, VWF1S	
	Corner Table Ordered Separately	AQUHDBL3 2634RE	18	973 1603 2398							Corner Table Top LP1S, LPF1S LW1S, LWF1S VW1S, VWF1S	

For model numbers that have a corner table option, the corner table must be purchased separately.

COM Yardage
Refer to page 271.








To Order, Specify...

- 1 Model Number
- 2 Shell Color
- 3 Leg Color
- 4 Upholstery Selection
- 5 Top Material
- 6 Edge Detail and Color



Questions?

800 876 2120

Style	Description	Model #	Product Wt	material > grade >	Corner Top	Wood Shell	Fabric Grade 2 or COM	Fabric Grade 3	Fabric Grade 4	Fabric Grade 5	Fabric Grade 6	Top	
 QUPYBL3A-07 2	Standard Frame Quanta QUPY Beam 4-Leg Base 2 Seat, 1 Top Center With Arms on Ends Only	QUPYBL3A-07 2	88			2673 3011 3602						Beam Table Top LPIS, LPFIS LWIS, LWFIS VWIS, VWFIS	 LPIS  LPFIS
	Corner Table Frame Quanta QUPY Beam 4-Leg Base 2 Seat, 1 Top Center with Corner Table Right With Arms on Ends Only	QUPYBL3A-07 2R	96			2833 3175 3765						Beam Table Top LPIS, LPFIS LWIS, LWFIS VWIS, VWFIS	 LW1S  LWF1S
	Corner Table Ordered Separately	AQUHDBL3 2634RE	18		973 1603 2398							Corner Table Top LPIS, LPFIS LWIS, LWFIS VWIS, VWFIS	 VW1S
	Corner Table Frame Quanta QUPY Beam 4-Leg Base 2 Seat, 1 Top Center with Corner Table Left With Arms on Ends Only	QUPYBL3A-07 2L	96			2833 3175 3765						Beam Table Top LPIS, LPFIS LWIS, LWFIS VWIS, VWFIS	 VWF1S
	Corner Table Ordered Separately	AQUHDBL3 2634RE	18		973 1603 2398							Corner Table Top LPIS, LPFIS LWIS, LWFIS VWIS, VWFIS	

For model numbers that have a corner table option, the corner table must be purchased separately.

Finish Options

Chrome	\$ 165
Nickel	\$ 223
Powder Coat - Standard	n/c
Powder Coat - Premium	\$ 165

TRANSPARENT AND PLATINUM POWDER COAT NOT AVAILABLE
BEAM WILL ALWAYS BE BLACK

Wire Management Options

Wire Management Beam (per beam)	Code WHDS	Price \$ 256
---------------------------------------	-----------	--------------

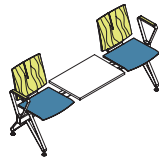
Power and Data Options

Please reference the Power & Data Price List

Custom Charges

Powder Coat Alternative (per color)	Code OPA	Price call
Stain Finish Match (per finish)	Code OSM	Price \$ 996








Quanta Max
Ply Beam
Arms on Ends



VERSTEEL

Questions?

800 876 2120

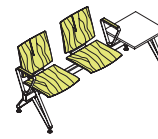
Style	Description	Model #	Product Wt	material > grade >						Top		
				Corner Top	Wood Shell	Fabric Grade 2 or COM	Fabric Grade 3	Fabric Grade 4	Fabric Grade 5			Fabric Grade 6
 QUPYBL3A-04 2	Standard Frame Quanta QUPY Beam 4-Leg Base 2 Seat, 1 Top Center Seat - Upholstered With Arms on Ends Only	QUPYBL3A-04 2	92			3137 3476 4067	3215 3552 4144	3291 3631 4221	3360 3696 4287	3432 3775 4364	Beam Table Top LP1S, LPF1S LW1S, LWF1S VW1S, VWF1S	 LP1S  LPF1S
	Corner Table Frame Quanta QUPY Beam 4-Leg Base 2 Seat, 1 Top Center with Corner Table Right Seat - Upholstered With Arms on Ends Only	QUPYBL3A-04 2R	102			3297 3636 4227	3375 3715 4306	3453 3792 4381	3518 3858 4448	3596 3935 4524	Beam Table Top LP1S, LPF1S LW1S, LWF1S VW1S, VWF1S	 LW1S  LWF1S
	Corner Table Ordered Separately	AQUHDBL3 2634RE	18	973 1603 2398							Corner Table Top LP1S, LPF1S LW1S, LWF1S VW1S, VWF1S	 VW1S
	Corner Table Frame Quanta QUPY Beam 4-Leg Base 2 Seat, 1 Top Center with Corner Table Left Seat - Upholstered With Arms on Ends Only	QUPYBL3A-04 2L	102			3297 3636 4227	3375 3715 4306	3453 3792 4381	3518 3858 4448	3596 3935 4524	Beam Table Top LP1S, LPF1S LW1S, LWF1S VW1S, VWF1S	 VWF1S
	Corner Table Ordered Separately	AQUHDBL3 2634RE	18	973 1603 2398							Corner Table Top LP1S, LPF1S LW1S, LWF1S VW1S, VWF1S	

For model numbers that have a corner table option, the corner table must be purchased separately.


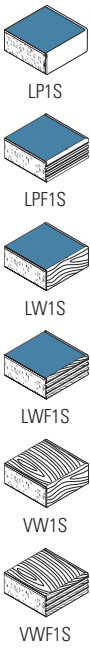
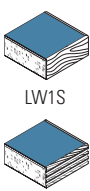


COM Yardage
Refer to page 271.

To Order, Specify...

- 1 Model Number
- 2 Shell Color
- 3 Leg Color
- 4 Upholstery Selection
- 5 Top Material
- 6 Edge Detail and Color



Questions?
800 876 2120

Style	Description	Model #	Product Wt	material >	Corner	Wood	Fabric	Fabric	Fabric	Fabric	Fabric	Top	
				grade >	Top	Shell	Grade 2 or COM	Grade 3	Grade 4	Grade 5	Grade 6		
 QUPYBL3A-071	Standard Frame Quanta QUPY Beam 4-Leg Base 2 Seat, 1 Top Left With Arms on Ends Only	QUPYBL3A-071	88			2673 3011 3602						Beam Table Top LPIS, LPFIS LWIS, LWFIS VWIS, VWFIS	
	Corner Table Frame Quanta QUPY Beam 4-Leg Base 2 Seat, 1 Top Left with Corner Table Right With Arms on Ends Only	QUPYBL3A-071R	96			2833 3175 3765						Beam Table Top LPIS, LPFIS LWIS, LWFIS VWIS, VWFIS	
	Corner Table Ordered Separately	AQUHDBL3 2634RE	18			973 1603 2398						Corner Table Top LPIS, LPFIS LWIS, LWFIS VWIS, VWFIS	
	Standard Frame Quanta QUPY Beam 4-Leg Base 2 Seat, 1 Top Left Seat - Upholstered With Arms on Ends Only	QUPYBL3A-041	92				3137 3476 4067	3215 3552 4144	3291 3631 4221	3360 3696 4287	3432 3775 4364	Beam Table Top LPIS, LPFIS LWIS, LWFIS VWIS, VWFIS	
	Corner Table Frame Quanta QUPY Beam 4-Leg Base 2 Seat, 1 Top Left with Corner Table Right Seat - Upholstered With Arms on Ends Only	QUPYBL3A-041R	102				3297 3636 4227	3375 3715 4306	3453 3792 4381	3518 3858 4448	3596 3935 4524	Beam Table Top LPIS, LPFIS LWIS, LWFIS VWIS, VWFIS	
	Corner Table Ordered Separately	AQUHDBL3 2634RE	18			973 1603 2398						Corner Table Top LPIS, LPFIS LWIS, LWFIS VWIS, VWFIS	

For model numbers that have a corner table option, the corner table must be purchased separately.

COM Yardage
Refer to page 271.

Finish Options	Price
Chrome	\$ 165
Nickel	\$ 223
Powder Coat - Standard	n/c
Powder Coat - Premium	\$ 165

TRANSPARENT AND PLATINUM POWDER COAT NOT AVAILABLE
BEAM WILL ALWAYS BE BLACK

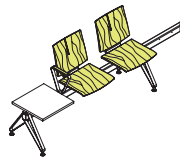
Wire Management Options	Code	Price
Wire Management Beam (per beam)	WHDS	\$ 256

Power and Data Options
Please reference the Power & Data Price List

Custom Charges	Code	Price
Powder Coat Alternative (per color)	OPA	call
Stain Finish Match (per finish)	OSM	\$ 996

Quanta Max








Ply Beam
Arm on One End Outside Seat



VERSTEEL

Questions?

800 876 2120

Style	Description	Model #	Product Wt	material > grade >						Top		
				Corner Top	Wood Shell	Fabric Grade 2 or COM	Fabric Grade 3	Fabric Grade 4	Fabric Grade 5			Fabric Grade 6
 QUPYBL3AE-07 3L	Corner Table Frame Quanta QUPY Beam 4-Leg Base 2 Seat, 1 Top Right with Corner Table Left With Arm on 1 End Outside Seat	QUPYBL3AE-07 3L	92		2704 3046 3633						Beam Table Top LP1S, LPF1S LW1S, LWF1S VW1S, VWF1S	 LP1S  LPF1S
	Corner Table Ordered Separately	AQUHDBL3 2634RE	18	973 1603 2398							Corner Table Top LP1S, LPF1S LW1S, LWF1S VW1S, VWF1S	 LW1S
	Corner Table Frame Quanta QUPY Beam 4-Leg Base 2 Seat, 1 Top Right with Corner Table Left Seat - Upholstered With Arm on 1 End Outside Seat	QUPYBL3AE-04 3L	96		3170 3509 4100	3247 3587 4175	3324 3663 4255	3391 3729 4318	3468 3806 4397		Beam Table Top LP1S, LPF1S LW1S, LWF1S VW1S, VWF1S	 LWF1S  VW1S
	Corner Table Ordered Separately	AQUHDBL3 2634RE	18	973 1603 2398							Corner Table Top LP1S, LPF1S LW1S, LWF1S VW1S, VWF1S	 VWF1S

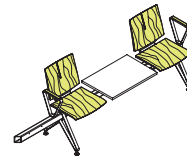
For model numbers that have a corner table option, the corner table must be purchased separately.

COM Yardage








Refer to page 271.

To Order, Specify...

- 1 Model Number
- 2 Shell Color
- 3 Leg Color
- 4 Upholstery Selection
- 5 Top Material
- 6 Edge Detail and Color



Questions?
800 876 2120

Style	Description	Model #	Product Wt	material > grade >	Corner Top	Wood Shell	Fabric Grade 2 or COM	Fabric Grade 3	Fabric Grade 4	Fabric Grade 5	Fabric Grade 6	Top	
 QUPYBL3AE-07 2R	Corner Table Frame Quanta QUPY Beam 4-Leg Base 2 Seat, 1 Top Center with Corner Table Right With Arm on 1 End Outside Seat	QUPYBL3AE-07 2R	97			2704 3046 3633						Beam Table Top LPIS, LPFIS LWIS, LWFIS VWIS, VWFIS	 LP1S  LPF1S
	Corner Table Ordered Separately	AQUHDBL3 2634RE	18		973 1603 2398							Corner Table Top LPIS, LPFIS LWIS, LWFIS VWIS, VWFIS	 LW1S
	Corner Table Frame Quanta QUPY Beam 4-Leg Base 2 Seat, 1 Top Center with Corner Table Left With Arm on 1 End Outside Seat	QUPYBL3AE-07 2L	97			2704 3046 3633						Beam Table Top LPIS, LPFIS LWIS, LWFIS VWIS, VWFIS	 LWF1S  VW1S
	Corner Table Ordered Separately	AQUHDBL3 2634RE	18		973 1603 2398							Corner Table Top LPIS, LPFIS LWIS, LWFIS VWIS, VWFIS	 VWF1S
	Corner Table Frame Quanta QUPY Beam 4-Leg Base 2 Seat, 1 Top Center with Corner Table Right Seat - Upholstered With Arm on 1 End Outside Seat	QUPYBL3AE-04 2R	101				3170 3509 4100	3247 3587 4175	3324 3663 4255	3391 3729 4318	3468 3806 4397	Beam Table Top LPIS, LPFIS LWIS, LWFIS VWIS, VWFIS	
	Corner Table Ordered Separately	AQUHDBL3 2634RE	18		973 1603 2398							Corner Table Top LPIS, LPFIS LWIS, LWFIS VWIS, VWFIS	
	Corner Table Frame Quanta QUPY Beam 4-Leg Base 2 Seat, 1 Top Center with Corner Table Left Seat - Upholstered With Arm on 1 End Outside Seat	QUPYBL3AE-04 2L	101				3170 3509 4100	3247 3587 4175	3324 3663 4255	3391 3729 4318	3468 3806 4397	Beam Table Top LPIS, LPFIS LWIS, LWFIS VWIS, VWFIS	
	Corner Table Ordered Separately	AQUHDBL3 2634RE	18		973 1603 2398							Corner Table Top LPIS, LPFIS LWIS, LWFIS VWIS, VWFIS	

For model numbers that have a corner table option, the corner table must be purchased separately.

COM Yardage
Refer to page 271.

Finish Options

Chrome	\$ 165
Nickel	\$ 223
Powder Coat - Standard	n/c
Powder Coat - Premium	\$ 165

TRANSPARENT AND PLATINUM POWDER COAT NOT AVAILABLE
BEAM WILL ALWAYS BE BLACK

Wire Management Options

Wire Management Beam (per beam)	WHDS	\$ 256
---------------------------------------	------	--------

Power and Data Options

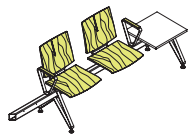
Please reference the Power & Data Price List

Custom Charges

Powder Coat Alternative (per color)	OPA	call
Stain Finish Match (per finish)	OSM	\$ 996

Quanta Max




















Ply Beam
Arms on One End Outside Seat



VERSTEEL

Questions?

800 876 2120

		material > grade >		Corner Top	Wood Shell	Fabric Grade 2 or COM	Fabric Grade 3	Fabric Grade 4	Fabric Grade 5	Fabric Grade 6	Top	
Style	Description	Model #	Product Wt									
 QUPYBL3AE-07 IR	Corner Table Frame Quanta QUPY Beam 4-Leg Base 2 Seat, 1 Top Left with Corner Table Right With Arm on 1 End Outside Seat	QUPYBL3AE-07 IR	92		2704 3046 3633						Beam Table Top LP1S, LPF1S LW1S, LWF1S VW1S, VWF1S	 LP1S  LPF1S  LW1S  LWF1S  VW1S  VWF1S
	Corner Table Ordered Separately	AQUHDBL3 2634RE	18	973 1603 2398							Corner Table Top LP1S, LPF1S LW1S, LWF1S VW1S, VWF1S	 LP1S  LPF1S  LW1S  LWF1S  VW1S  VWF1S
	Corner Table Frame Quanta QUPY Beam 4-Leg Base 2 Seat, 1 Top Left with Corner Table Right Seat - Upholstered With Arm on 1 End Outside Seat	QUPYBL3AE-04 IR	96			3170 3509 4100	3247 3587 4175	3324 3663 4255	3391 3729 4318	3468 3806 4397	Beam Table Top LP1S, LPF1S LW1S, LWF1S VW1S, VWF1S	 LP1S  LPF1S  LW1S  LWF1S  VW1S  VWF1S
	Corner Table Ordered Separately	AQUHDBL3 2634RE	18	973 1603 2398								Corner Table Top LP1S, LPF1S LW1S, LWF1S VW1S, VWF1S

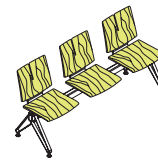
For model numbers that have a corner table option, the corner table must be purchased separately.

COM Yardage

Refer to page 271.


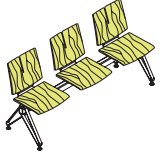




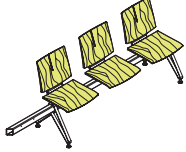


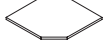
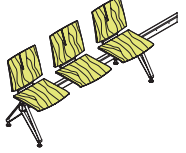


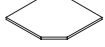
To Order, Specify...

- ① Model Number
- ② Shell Color
- ③ Leg Color
- ④ Upholstery Selection
- ⑤ Top Material
- ⑥ Edge Detail and Color



Questions?

800 876 2120

Style	Description	Model #	Product Wt	material > grade >	Corner Top	Wood Shell	Fabric Grade 2 or COM	Fabric Grade 3	Fabric Grade 4	Fabric Grade 5	Fabric Grade 6	Top
 QUPYBL3-07	Standard Frame Quanta QUPY Beam 4-Leg Base 3 Seat Without Arms	QUPYBL3-07 	80			2547						 LP1S  LPF1S  LW1S  LWF1S
	Corner Table Frame Quanta QUPY Beam 4-Leg Base 3 Seat with Corner Table Right Without Arms	QUPYBL3-07 R 	91				2708					 LW1S  LWF1S
	Corner Table Ordered Separately	AQUHDBL3 2939RE 	22		973 1603 2398							Corner Table Top LP1S, LPF1S LW1S, LWF1S VW1S, VWF1S
	Corner Table Frame Quanta QUPY Beam 4-Leg Base 3 Seat with Corner Table Left Without Arms	QUPYBL3-07 L 	91				2708					 VW1S  VWF1S
	Corner Table Ordered Separately	AQUHDBL3 2939RE 	22		973 1603 2398							Corner Table Top LP1S, LPF1S LW1S, LWF1S VW1S, VWF1S

For model numbers that have a corner table option, the corner table must be purchased separately.

Finish Options	Price
Chrome	\$ 165
Nickel	\$ 223
Powder Coat - Standard	n/c
Powder Coat - Premium	\$ 165

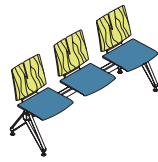
TRANSPARENT AND PLATINUM POWDER COAT NOT AVAILABLE
BEAM WILL ALWAYS BE BLACK

Wire Management Options	Code	Price
Wire Management Beam (per beam)	WHDS	\$ 256

Power and Data Options
Please reference the Power & Data Price List

Custom Charges	Code	Price
Powder Coat Alternative (per color)	OPA	call
Stain Finish Match (per finish)	OSM	\$ 996









Quanta Max
Ply Beam
Armless



VERSTEEL

Questions?

800 876 2120

Style	Description	Model #	Product Wt	material > grade >						Top			
				Corner Top	Wood Shell	Fabric Grade 2 or COM	Fabric Grade 3	Fabric Grade 4	Fabric Grade 5			Fabric Grade 6	
 QUPYBL3-04	Standard Frame Quanta QUPY Beam 4-Leg Base 3 Seat Seat - Upholstered Without Arms	QUPYBL3-04	87			3242	3361	3476	3571	3688		 LP1S  LPF1S	
	Corner Table Frame Quanta QUPY Beam 4-Leg Base 3 Seat with Corner Table Right Seat - Upholstered Without Arms	QUPYBL3-04 R	98			3402	3519	3636	3733	3851		 LW1S  LWF1S	
	Corner Table Ordered Separately	AQUHDBL3 2939RE	22	973 1603 2398								Corner Table Top LP1S, LPF1S LW1S, LWF1S VW1S, VWF1S	 VW1S  VWF1S
	Corner Table Frame Quanta QUPY Beam 4-Leg Base 3 Seat with Corner Table Left Seat - Upholstered Without Arms	QUPYBL3-04 L	98			3402	3519	3636	3733	3851		 VWF1S	
	Corner Table Ordered Separately	AQUHDBL3 2939RE	22	973 1603 2398								Corner Table Top LP1S, LPF1S LW1S, LWF1S VW1S, VWF1S	

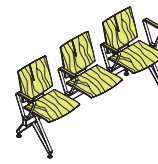
For model numbers that have a corner table option, the corner table must be purchased separately.

COM Yardage

Refer to page 271.


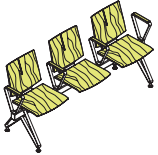


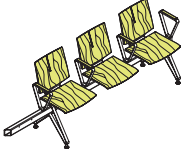





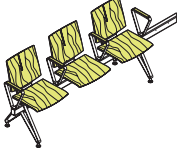



To Order, Specify...

- 1 Model Number
- 2 Shell Color
- 3 Leg Color
- 4 Upholstery Selection
- 5 Top Material
- 6 Edge Detail and Color



Questions?

800 876 2120

Style	Description	Model #	Product Wt	material > grade >	Corner Top	Wood Shell	Fabric Grade 2 or COM	Fabric Grade 3	Fabric Grade 4	Fabric Grade 5	Fabric Grade 6	Top	
 QUPYBL3AA-07	Standard Frame Quanta QUPY Beam 4-Leg Base 3 Seat With Arms on All 3 Seats	QUPYBL3AA-07 	96			3320						 LP1S  LPF1S	
	Corner Table Frame Quanta QUPY Beam 4-Leg Base 3 Seat with Corner Table Right With Arms on All 3 Seats	QUPYBL3AA-07 R 	106			3481						 LW1S  LWF1S	
	Corner Table Ordered Separately	AQUHDBL3 2634RE 	18	973 1603 2398								Corner Table Top LP1S, LPF1S LW1S, LWF1S VW1S, VWF1S	 VW1S  VWF1S
	Corner Table Frame Quanta QUPY Beam 4-Leg Base 3 Seat with Corner Table Left With Arms on All 3 Seats	QUPYBL3AA-07 L 	106			3481						 VW1S  VWF1S	
	Corner Table Ordered Separately	AQUHDBL3 2634RE 	18	973 1603 2398								Corner Table Top LP1S, LPF1S LW1S, LWF1S VW1S, VWF1S	

For model numbers that have a corner table option, the corner table must be purchased separately.

Finish Options

Chrome	\$ 165
Nickel	\$ 223
Powder Coat - Standard	n/c
Powder Coat - Premium	\$ 165

TRANSPARENT AND PLATINUM POWDER COAT NOT AVAILABLE
BEAM WILL ALWAYS BE BLACK

Wire Management Options

Wire Management Beam (per beam)	Code WHDS	Price \$ 256
---------------------------------------	-----------	--------------

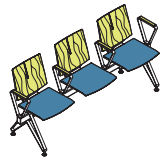
Power and Data Options

Please reference the Power & Data Price List

Custom Charges

Powder Coat Alternative (per color)	Code OPA	Price call
Stain Finish Match (per finish)	Code OSM	Price \$ 996








Quanta Max
Ply Beam
Arms on All 3 Seats



VERSTEEL

Questions?

800 876 2120

Style	Description	Model #	Product Wt	material > grade >						Top			
				Corner Top	Wood Shell	Fabric Grade 2 or COM	Fabric Grade 3	Fabric Grade 4	Fabric Grade 5			Fabric Grade 6	
 QUPYBL3AA-04	Standard Frame Quanta QUPY Beam 4-Leg Base 3 Seat Seat - Upholstered With Arms on All 3 Seats	QUPYBL3AA-04	104			4017	4133	4249	4345	4461		 LP1S  LPF1S	
	Corner Table Frame Quanta QUPY Beam 4-Leg Base 3 Seat with Corner Table Right Seat - Upholstered With Arms on All 3 Seats	QUPYBL3AA-04 R	113			4177	4295	4411	4507	4623		 LW1S  LWF1S	
	Corner Table Ordered Separately	AQUHDBL3 2634RE	18	973 1603 2398								Corner Table Top LP1S, LPF1S LW1S, LWF1S VW1S, VWF1S	 VW1S
	Corner Table Frame Quanta QUPY Beam 4-Leg Base 3 Seat with Corner Table Left Seat - Upholstered With Arms on All 3 Seats	QUPYBL3AA-04 L	113			4177	4295	4411	4507	4623		 VWF1S	
	Corner Table Ordered Separately	AQUHDBL3 2634RE	18	973 1603 2398								Corner Table Top LP1S, LPF1S LW1S, LWF1S VW1S, VWF1S	

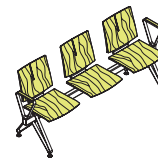
For model numbers that have a corner table option, the corner table must be purchased separately.

COM Yardage

Refer to page 271.










To Order, Specify...

- 1 Model Number
- 2 Shell Color
- 3 Leg Color
- 4 Upholstery Selection
- 5 Top Material
- 6 Edge Detail and Color



Questions?

800 876 2120

Style	Description	Model #	Product Wt	material > grade >	Corner Top	Wood Shell	Fabric Grade 2 or COM	Fabric Grade 3	Fabric Grade 4	Fabric Grade 5	Fabric Grade 6	Top
 QUPYBL3A-07	Standard Frame Quanta QUPY Beam 4-Leg Base 3 Seat With Arms on 2 End Seats	QUPYBL3A-07	90			2804						 LP1S  LPF1S  LW1S  LWF1S
	Corner Table Frame Quanta QUPY Beam 4-Leg Base 3 Seat with Corner Table Right With Arms on 2 End Seats	QUPYBL3A-07 R	99			2967						 LW1S  LWF1S
	Corner Table Ordered Separately	AQUHDBL3 2634RE	18		973 1603 2398							Corner Table Top LP1S, LPF1S LW1S, LWF1S VW1S, VWF1S
	Corner Table Frame Quanta QUPY Beam 4-Leg Base 3 Seat with Corner Table Left With Arms on 2 End Seats	QUPYBL3A-07 L	99			2967						 VW1S  VWF1S
	Corner Table Ordered Separately	AQUHDBL3 2634RE	18		973 1603 2398							Corner Table Top LP1S, LPF1S LW1S, LWF1S VW1S, VWF1S

For model numbers that have a corner table option, the corner table must be purchased separately.

Finish Options

Chrome	\$ 165
Nickel	\$ 223
Powder Coat - Standard	n/c
Powder Coat - Premium	\$ 165

TRANSPARENT AND PLATINUM POWDER COAT NOT AVAILABLE
BEAM WILL ALWAYS BE BLACK

Wire Management Options

Wire Management Beam (per beam)	Code WHDS	Price \$ 256
---------------------------------------	-----------	--------------

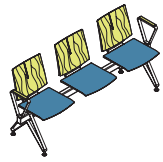
Power and Data Options

Please reference the Power & Data Price List

Custom Charges

Powder Coat Alternative (per color)	Code OPA	Price call
Stain Finish Match (per finish)	Code OSM	Price \$ 996








Quanta Max
Ply Beam
Arms on 2 End Seats



VERSTEEL

Questions?

800 876 2120

				material > grade >	Corner Top	Wood Shell	Fabric Grade 2 or COM	Fabric Grade 3	Fabric Grade 4	Fabric Grade 5	Fabric Grade 6	Top		
Style	Description	Model #	Product Wt											
 QUPYBL3A-04	Standard Frame Quanta QUPY Beam 4-Leg Base 3 Seat Seat - Upholstered With Arms on 2 End Seats	QUPYBL3A-04	97				3502	3619	3733	3829	3946		 LP1S  LPF1S	
	Corner Table Frame Quanta QUPY Beam 4-Leg Base 3 Seat with Corner Table Right Seat - Upholstered With Arms on 2 End Seats	QUPYBL3A-04 R	106				3662	3778	3894	3990	4106		 LW1S  LWF1S	
	Corner Table Ordered Separately	AQUHDBL3 2634RE	18	973 1603 2398									Corner Table Top LP1S, LPF1S LW1S, LWF1S VW1S, VWF1S	 VW1S
	Corner Table Frame Quanta QUPY Beam 4-Leg Base 3 Seat with Corner Table Left Seat - Upholstered With Arms on 2 End Seats	QUPYBL3A-04 L	106				3662	3778	3894	3990	4106		 VWF1S	
	Corner Table Ordered Separately	AQUHDBL3 2634RE	18	973 1603 2398									Corner Table Top LP1S, LPF1S LW1S, LWF1S VW1S, VWF1S	

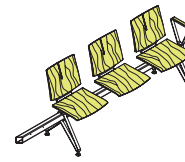
For model numbers that have a corner table option, the corner table must be purchased separately.

COM Yardage









Refer to page 271.

To Order, Specify...

- 1 Model Number
- 2 Shell Color
- 3 Leg Color
- 4 Upholstery Selection
- 5 Top Material
- 6 Edge Detail and Color



Questions?
800 876 2120

Style	Description	Model #	Product Wt	material >	Corner	Wood	Fabric	Fabric	Fabric	Fabric	Fabric	Top	
				grade >	Top	Shell	Grade 2 or COM	Grade 3	Grade 4	Grade 5	Grade 6		
 QUPYBL3AE-07 R	Corner Table Frame Quanta QUPY Beam 4-Leg Base 3 Seat with Corner Table Right With Arm on 1 End Seat	QUPYBL3AE-07 R	98			2804							 LP1S  LPF1S
	Corner Table Ordered Separately	AQUHDBL3 2634RE	18		973 1603 2398							Corner Table Top LPIS, LPFIS LWIS, LWFIS VWIS, VWFIS	 LW1S  LWF1S
	Corner Table Frame Quanta QUPY Beam 4-Leg Base 3 Seat with Corner Table Left With Arm on 1 End Seat	QUPYBL3AE-07 L	98			2804							 LWF1S  VW1S
	Corner Table Ordered Separately	AQUHDBL3 2634RE	18		973 1603 2398							Corner Table Top LPIS, LPFIS LWIS, LWFIS VWIS, VWFIS	 VWF1S
	Corner Table Frame Quanta QUPY Beam 4-Leg Base 3 Seat with Corner Table Right Seat - Upholstered With Arm on 1 End Seat	QUPYBL3AE-04 R	103				3534	3619	3733	3829	3946		
	Corner Table Ordered Separately	AQUHDBL3 2634RE	18		973 1603 2398							Corner Table Top LPIS, LPFIS LWIS, LWFIS VWIS, VWFIS	
	Corner Table Frame Quanta QUPY Beam 4-Leg Base 3 Seat with Corner Table Left Seat - Upholstered With Arm on 1 End Seat	QUPYBL3AE-04 L	103				3534	3619	3733	3829	3946		
Corner Table Ordered Separately	AQUHDBL3 2634RE	18		973 1603 2398							Corner Table Top LPIS, LPFIS LWIS, LWFIS VWIS, VWFIS		

For model numbers that have a corner table option, the corner table must be purchased separately.

COM Yardage
Refer to page 271.

Finish Options

Chrome	\$ 165
Nickel	\$ 223
Powder Coat - Standard	n/c
Powder Coat - Premium	\$ 165

TRANSPARENT AND PLATINUM POWDER COAT NOT AVAILABLE
BEAM WILL ALWAYS BE BLACK

Wire Management Options

Wire Management Beam (per beam)	Code WHDS	Price \$ 256
---------------------------------------	-----------	--------------

Power and Data Options

Please reference the Power & Data Price List

Custom Charges

Powder Coat Alternative (per color)	Code OPA	Price call
Stain Finish Match (per finish)	Code OSM	Price \$ 996



Specifications

Sate is available in 4-leg guest, stool and swivel base styles with a molded resilient polypropylene resin or veneer shell. All can be specified with or without arms. Polypropylene armcaps are available in three colors. An upholstered seat pad can be specified on all models. 4-leg chairs are also available with a tablet arm.

Features

The clean design of the chair features a flex motion and innovative frame that allows for continual user support. 4-leg chairs and stools are standard with polyethylene glides. The die cast aluminum 5-star base incorporates dual wheel black casters. 4-leg chairs are lightweight and easy to stack on the floor or on the Sate Chair Trolley for a more efficient use of space. See below for stacking information.

Stacking Information

Floor

Guest Chair (w/o Casters) 10 (6 if seats are upholstered)

Guest Chair (w/Casters) 6 (4 if seats are upholstered)

Trolley

Guest Chair (with or w/o Casters) 20 (10 if seats are upholstered)

Shipping Schedule

Poly Shell	3-5 WEEKS
Ply Shell	3-5 WEEKS

Contact Versteel Customer Service for special lead time requests.

NOTE CHAIR ORDERS WITH COM UPHOLSTERY WILL BE SCHEDULED UPON RECEIPT OF COM UPHOLSTERY YARDAGE

BIFMA

All Versteel products are constructed to pass the relevant ANSI/BIFMA standards. For more detailed specifications by series and base style, contact Versteel Customer Service at 800.876.2120.

Additional information regarding warranty, terms and conditions, shipping, care and maintenance, etc. can be found in the All Seating price list.

**Sate Guest Chair
 Armless/Arms**

Chair Dimensions
 Overall height: 32 3/8"
 Overall width w/ armcaps: 23 1/2"
 Overall width w/o armcaps: 22 1/2"
 Overall width w/o arms: 20"
 Overall depth: 21 7/8"
 Seat height: 18"
 Seat width: 17 1/2"
 Seat depth: 16 3/8"
 Arm height w/ armcaps: 26 3/8"
 Actual weight: 17 lbs. w/ arms
 Actual weight: 16 lbs. w/o arms


**Sate Guest Chair
 Retractable Tablet Arm**

Chair Dimensions
 Overall height: 32 3/8"
 Overall width w/ tablet up: 23 3/8"
 Overall depth w/ tablet up: 27 3/8"
 Seat height: 18"
 Seat width: 17 1/2"
 Seat depth: 16 3/8"
 Arm height: 26 3/8"
 Actual weight: 23 lbs.


Key Description

- 1 3/4" 12 gauge steel tube
- 2 seat shell, molded resilient polypropylene resin
- 3 seat shell, veneer
- 4 polyethylene glide
- 5 polypropylene armcap

Sate Stool - 24"
Armless/Arms

Stool Dimensions
 Overall height: 39"
 Overall width w/ armcaps: 23½"
 Overall width w/o armcaps: 22½"
 Overall width w/o arms: 20 7⁄8"
 Overall depth: 22¼"
 Seat height: 24"
 Seat width: 17½"
 Seat depth: 16 3⁄8"
 Arm height w/ armcaps: 32 5⁄8"
 Actual weight: 18 lbs. w/ arms
 Actual weight: 17 lbs. w/o arms



Sate Stool - 29"
Armless/Arms

Stool Dimensions
 Overall height: 44"
 Overall width w/ armcaps: 23½"
 Overall width w/o armcaps: 22½"
 Overall width w/o arms: 21 1⁄8"
 Overall depth: 22¼"
 Seat height: 29"
 Seat width: 17½"
 Seat depth: 16 3⁄8"
 Arm height w/ armcaps: 37 5⁄8"
 Actual weight: 19 lbs. w/ arms
 Actual weight: 18 lbs. w/o arms



Stacking (Trolley)

Guest Chair with or without casters 20 (10 if seats are upholstered)

Stacking (Floor)

Guest Chair without casters 10 (6 if seats are upholstered)
 Guest Chair with casters 6 (4 if seats are upholstered)

**Sate Swivel Base
 Armless/Arms**

Chair Dimensions
 Overall height: 31½" - 36½"
 Overall width: 27"
 Overall depth: 26½"
 Seat height: 16½" - 21½"
 Seat width: 17½"
 Seat depth: 18"
 Arm height w/ armcaps: 25" - 30"
 Actual weight: 24 lbs. w/ arms
 Actual weight: 22 lbs. w/o arms


Key Description

- ① die cast aluminum 5-star base
- ② seat shell, molded resilient polypropylene resin
- ③ seat shell, veneer
- ④ dual wheel caster, two tone
- ⑤ polypropylene armcap

Sate Swivel Base Stool
Armless/Arms

Stool Dimensions
Overall height: 36" - 45 1/4"
Overall width: 27"
Overall depth: 26 1/2"
Seat height: 22" - 31 1/4"
Seat width: 17 1/2"
Seat depth: 18"
Arm height w/ armcaps: 30 1/2" - 39 3/4"
Actual weight: 31 lbs. w/ arms
Actual weight: 28 lbs. w/o arms



Standard Versteel Upholstery

Standard Versteel Upholstery offers a range of materials, from fabrics in a variety of colors and textures to vinyls for soil resistance. Please refer to Versteel's fabric cards or the "Materials + Finishes" section of our website for information.

Grade-in Upholstery

Versteel has coordinated with upholstery manufacturers to simplify your order process. Many of the manufacturers' offerings have been pre-approved for application on Versteel Seating.

Contact Versteel Customer Service with your selected fabric choice to be graded in. You will be supplied with the appropriate grade-in designator. On your purchase order, complete the information with the pattern name, color description and grade-in designator, and Versteel will take it from there.

Customer's Own Material

Customer's Own Materials (COM's) are not an issue on Sate. Many COM's are pre-approved for application on Versteel Seating. Call Versteel Customer Service with your COM selection to determine if it has been pre-approved. If your selection has not been pre-approved, reference the "Receiving COM Approval" section below.

Receiving COM Approval

Not all materials are suitable for upholstery on Sate. A 12" x 12" memo sample must be supplied for approval before a COM material is accepted for an order. If the material is directional in pattern or weave, the pattern repeat (in inches) in both directions or the weave direction must be supplied.

Excess COM

Versteel will not store excess COM for more than 30 days after the order has been completed. If excess material is to be returned after order completion, send the request to Versteel Customer Service prior to acknowledged ship date. It is the customer's responsibility to arrange for the return of the material "freight collect."

COM Requiring Application Test

If an application test is required for your selected COM, send test sample material along with the following.

1. Name and return address
2. Model selected
3. Sketch showing special requirements for the positioning of the materials' pattern on the seat and ledge, if special considerations are required.

NOTE ALL UPHOLSTERIES ARE CUT UP THE ROLL TO MAXIMIZE YIELD AND WEAR PERFORMANCE

Ship COM to:

Versteel
 2332 Cathy Lane
 Jasper, IN 47546

COM must be shipped to the factory with transportation costs "prepaid." If material is considered defective or unusable, it will be returned "transportation collect."

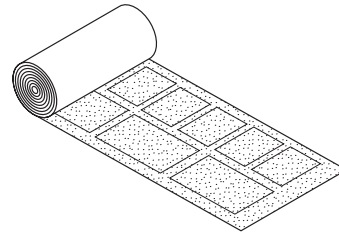
For standard lead time orders, tag fabric with purchase order number and identify with project number if possible.

Application of Directional Fabrics

Due to the upholstering process, some fabrics not considered directional by the supplier may be considered directional by Versteel.

All COM's are cut "up the roll" unless otherwise directed by the customer (see illustration below).

EXAMPLE PATTERN CUT UP THE ROLL



If special cutting or upholstery application is required, you must indicate requirement at time of order entry.

Sate COM Yardage Requirements

COM yardage requirements are calculated for chairs and stools based on a material width of 54" and a repeat of 2" or less. For material less than 54" wide, contact Versteel for yardage requirements. Use the chart below as a guide to calculate your COM yardage. For quantities greater than 20 chairs or stools, contact Versteel Customer Service for calculation of COM yardage by model.

Quantity of Chairs	1	2	3	4	5	6	7	8	9	10	11	12	13	14	15	16	17	18	19	20
Sate																				
Upholstered Seat Only	1.0	1.5	1.5	2.0	2.5	2.5	3.5	3.5	4.0	4.0	4.5	4.5	5.0	5.5	5.5	6.0	6.5	6.5	7.0	7.5

Patterned COM Additional Yardage Guide

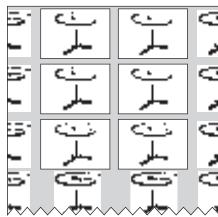
Use the guide below to aid in ordering the appropriate COM fabric when needing to match a pattern with a repeat. To use this guide, add the vertical and horizontal repeats together (e.g. a 5" vertical repeat plus an 11" horizontal repeat gives a 16" total). Then find the appropriate entry on the chart, and increase the yardage estimate by the percentage indicated.

For example: The yardage estimate is 8 yards of 54" wide fabric and the pattern has a repeat of 11" horizontal and 5" vertical. Add up the repeats (11" + 5" = 16") and find the appropriate entry - 15% in this example. Fifteen percent more fabric is required to match the pattern. 8 yards plus an extra 15% is 9.2 yards.

Fabric Width	Plain Fabric	3" - 14" Repeat	15" - 19" Repeat	20" - 27" Repeat	28" - 36" Repeat	37" - 45" Repeat	46" - 54" Repeat
54"	0%	10%	15%	20%	25%	30%	35%
50" - 52"	10%	20%	25%	30%	35%	40%	45%

Decorative Patterns

Yardage requirements are greatly affected by the size of the repeat and the print or pattern of the material. Versteel cuts all seating patterns with aesthetic concerns in mind for high quality and consistency. Refer to the COM listing for the yardage required for pattern repeat.



To Order, Specify...

- 1 Model Number
- 2 Shell Color
- 3 Frame Color
- 4 Swivel Base Color
- 5 Upholstery Selection
- 6 Frame Options



A **CES-04** is a Chela series, armless sled base chair with an upholstered seat.

The codes **WESW / PWHL / PWHL** specify an Espresso Walnut shell with a White Linen frame and a White Linen swivel base color.

Model Number STRSVA-01

Orders may be sent via
Mailing Address

Versteel
 2332 Cathy Lane
 Jasper IN 47546

Contact Versteel

Email contact@versteel.com
Phone 800 876 2120
 812 634 2120
Fax 812 482 9318

Sate Shells

Sate poly shells are molded with resilient, flexible polypropylene resins with a satin textured surface. Sate wood shells are composed of high-density hardwood ply such as Birch, Beech or Maple, which is then molded with veneer. Standard veneer exterior is Maple.

Wood Finish

Versteel uses a post-catalyst varnish NDF topcoat that meets AWI (Architectural Woodwork Institute) TR6 performance standards.

Sate Poly Shell Colors

Canary YCAN	Papaya YPAP
Cobalt YCOB	Quarry YQUA
Lime YLIM	Salsa YSAL
Near Black YNBL	Snow YSNO
Oyster YOYS	

Sate Wood Finishes

Beach WBEA	Forest WFOR
Blossom Cherry WBLC	Golden Cherry WGNC
Brighton Walnut WBRW	Java Cherry WJAC
Caramel Maple WCMM	Millwork Cherry WMWC
Chestnut WCHE	Pebble WPEB
Cordovan Cherry WCNC	Seaside WSEA
Drift WDRI	Solar Maple WSLM
Espresso Walnut WESW	Sugar Maple WSUM
Fawn WFAW	Terra Cotta WTEC
Fog WFOG	Whisper WWHI

Standard Sate Poly Armcap Colors

Near Black YNBL	Snow YSNO
Silver YSIL	

Studio Steel®

Versteel’s “urban fabrication” process leaves the telltale signs of welding and assembly on the surface, highlighting a manufacturing aesthetic. Choosing a clear or transparent powder coat is recommended, allowing tonal striations (created as a result of extreme heat), natural textures, and the inherent qualities of raw steel to show through.

Studio Steel Process \$165

Powder Coat Finishes

All powder coat finishes in the Versteel offering have been formulated with the use of epoxy, polyester or epoxy and polyester blends to maximize the finish durability.

Powder Coat Finish Options

Powder Coat – Standardn/c
Powder Coat – Premium	\$165

Sate Powder Coat Colors

Alloy PALLY	Mint PMNT
Amethyst PAME	Navy PNAV
Anthracite PANT	Nimbus PNIM
Black Anodized PBLA	Nutmeg PNUT
Bronze PBRO	⬢ Pacific PPAC
Calypso PCAL	Pearl PPEA
Carbon PCAR	Pebble PPEB
Champagne PCHA	Ⓢ Platinum PPLA
Coconut PCOC	Poppy PPOP
⬢ Copper PCOP	⬢ Raven PRAV
Crimson PCRI	Royal PROY
⬢ Crystal PCRY	Seaside PSEA
Daffodil PDAF	Shipyards PSHI
Ebony PEBO	Silver PSIL
Forest PFOR	Snow PSNO
Fossil PFOS	Stone PSTO
⬢ Garnet PGAR	Storm PSTM
⬢ Gold PGOL	Terra Cotta PTEC
Graphite PGRA	Whisper PWHI
Ⓢ Hope PHOP	White Linen PWHL
Kelly Green PKEG	Powder Coat Alternative OPA
⬢ Matte PMAT	
Mica PMIC	

Transparent Powder Coats (indicated by ⬢)

Please note that the transparent characteristics of these powders allow all natural welds and textures inherent to raw steel to be visible.

Premium Powder Coats (indicated by Ⓢ)

Versteel’s premium process uses specially formulated powder coats for a truly unique color palette.

Plated

Versteel offers two plated options: Chrome and Nickel. Chrome is our most durable finish available and is a deep luster chrome plated finish. Nickel is a plated finish with a clear coat applied for durability. An upcharge applies for plated finishes. See product pricing pages for upcharge.

Chrome	ECHR
Nickel	ENKL

Finish Reference & Samples

For finish color reference, please refer to our website. Contact Versteel Customer Service to receive actual color samples for color matches and final color approval.

Powder Coat Alternative**Call for quotation**

Specify code **OPA** (*Powder Coat Alternative*), add cost from Versteel quotation

Powder Coat Alternative is available from Versteel. The entire RAL color reference along with hundreds of other color and finishes are available.

For Powder Coat Alternative matching, you must supply a color reference sample, or an RAL number. Versteel will review the sample for possible existing colors available and send a sample for customer approval. If no color match exists a custom match can be developed. Call Versteel Customer Service for associated upcharges on custom color development.

NOTE CUSTOM COLOR MATCHING APPROVALS MAY AFFECT STANDARD PRODUCTION SCHEDULES

Poly Shell Alternative**Call for quotation**

Specify code **OPS** (*Poly Shell Alternative*), add cost from Versteel quotation

For Poly Shell Alternative, you must supply a color reference sample. Versteel will review the sample for possible existing colors available and send a sample for customer approval. If no color match exists, a custom match can be developed. Minimum order quantities exist for alternative colors. Call Versteel Customer Service for minimums and associated upcharges on Poly Shell Alternatives.

NOTE CUSTOM COLOR MATCHING APPROVALS MAY AFFECT STANDARD PRODUCTION SCHEDULES

Stain Finish Match**\$996 / one time charge per finish, per order**

Specify code **OSM** (*Stain Finish Match*), add \$996.00 list per finish, per order

Alternative Stain Finishes are available. For Stain Finish Matching you must supply two 4" x 4" finish color and grain reference samples. An expertly finish matched sample will be provided for customer approval.

NOTE CUSTOM COLOR MATCHING APPROVALS MAY AFFECT STANDARD PRODUCTION SCHEDULES

Casters - Non-Locking Dual Wheel Black Nylon Hard Wheel (Set of 4)**\$171 / chair**

Specify code **CAS51** (Casters - Dual Wheel Black Nylon Hard Wheel), add \$171 list per 4-leg chair.

Black non-locking dual wheel, 2" diameter hard wheel casters may be specified on the 4-leg guest chair. Please refer to the individual pricing pages for availability. Caster option must be specified at the time of the order and does not change the chair seat height.
tools.

Chair Trolley - Sate**\$906 / each**






Specify code **ACTST** (Chair Trolley - Sate), add \$906 list each

STACKING INFORMATION - SATE SATE GUEST CHAIRS (WITHOR WITHOUT CASTERS
STACK 20 HIGH ON THE TROLLEY AND STACK 10 HIGH ON THE FLOOR.



Questions?

800 876 2120

				material > grade >	Poly Shell	Fabric Grade 2 or COM	Fabric Grade 3	Fabric Grade 4	Fabric Grade 5	Fabric Grade 6	Wood
Style	Description	Model #	Product Wt								
 STLP-07	4-Leg Base Without Arms Seat - Poly Back - Poly	 STLP-07	16	431							
	4-Leg Base Without Arms Seat - Upholstery Back - Poly	 STLP-04	16		505	581	655	728	804		
	4-Leg Base Without Arms Seat - Veneer Back - Veneer	 STLV-07	16								551
	4-Leg Base Without Arms Seat - Upholstery Back - Veneer	 STLV-04	16		622	697	772	847	920		

Stacking

Refer to page 376.

COM Yardage

Refer to page 383.

To Order, Specify...

- ① Model Number
- ② Shell Color or Wood Finish
- ③ Frame Color
- ④ Upholstery Selection
- ⑤ Frame Options



Questions?
800 876 2120

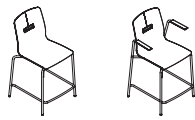
Style	Description	Model #	Product Wt	material >	Poly Shell	Fabric Grade 2 or COM	Fabric Grade 3	Fabric Grade 4	Fabric Grade 5	Fabric Grade 6	Wood
				grade >							
<p>STLPA-08</p>	4-Leg Base With Arms Seat - Poly Back - Poly Armcaps - Poly	STLPA-08	17	549							
	4-Leg Base With Arms Seat - Upholstery Back - Poly Armcaps - Poly	STLPA-06	17		619	696	770	846	919		
	4-Leg Base With Arms Seat - Poly Back - Poly Armcaps - None	STLPA-01	17	549							
	4-Leg Base With Arms Seat - Upholstery Back - Poly Armcaps - None	STLPA-02	17		619	696	770	846	919		
	4-Leg Base With Arms Seat - Veneer Back - Veneer Armcaps - Poly	STLVA-08	17								639
	4-Leg Base With Arms Seat - Upholstery Back - Veneer Armcaps - Poly	STLVA-06	17		712	787	862	935	1010		
	4-Leg Base With Arms Seat - Veneer Back - Veneer Armcaps - None	STLVA-01	17								639
	4-Leg Base With Arms Seat - Upholstery Back - Veneer Armcaps - None	STLVA-02	17		712	787	862	935	1010		

Stacking
Refer to page 376.

COM Yardage
Refer to page 383.

Finish Options	Price	Frame Options	Code	Price	Custom Charges	Code	Price
Chrome	\$ 165	Casters, Dual Wheel Black Nylon			Powder Coat Alternative (per color)	OPA	call
Nickel	\$ 223	Hard Wheel (set of 4)	CAS51	\$ 171	Stain Finish Match (per finish)	OSM	\$ 996
Powder Coat - Standard	n/c	Casters - Dual Wheel Black Nylon					
Powder Coat - Premium	\$ 165						
		Accessories					
		Chair Trolley - Sate	ACTST	\$ 906			



Sate
Stool - 24"
Armless + Arm



VERSTEEL

Questions?

800 876 2120

		material > grade >	Poly Shell	Fabric Grade 2 or COM	Fabric Grade 3	Fabric Grade 4	Fabric Grade 5	Fabric Grade 6	Wood
Style	Description	Model #	Product Wt						
 <p>STLP-07S24</p>	4-Leg Base 24" Seat Height Without Arms Seat - Poly Back - Poly	STLP-07S24	17	536					
	4-Leg Base 24" Seat Height Without Arms Seat - Upholstery Back - Poly	STLP-04S24	17		613	688	762	836	910
	4-Leg Base 24" Seat Height Without Arms Seat - Veneer Back - Veneer	STLV-07S24	17						615
	4-Leg Base 24" Seat Height Without Arms Seat - Upholstery Back - Veneer	STLV-04S24	17		690	765	838	915	988
 <p>STLPA-08S24</p>	4-Leg Base 24" Seat Height With Arms Seat - Poly Back - Poly Armcaps - Poly	STLPA-08S24	18	701					
	4-Leg Base 24" Seat Height With Arms Seat - Upholstery Back - Poly Armcaps - Poly	STLPA-06S24	18		774	849	925	999	1073
	4-Leg Base 24" Seat Height With Arms Seat - Poly Back - Poly Armcaps - None	STLPA-01S24	18	701					


COM Yardage
Refer to page 383.

To Order, Specify...

- ① Model Number
- ② Shell Color or Wood Finish
- ③ Frame Color
- ④ Upholstery Selection
- ⑤ Frame Options



Questions?
800 876 2120

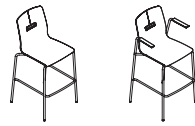
				material > grade >	Poly Shell	Fabric Grade 2 or COM	Fabric Grade 3	Fabric Grade 4	Fabric Grade 5	Fabric Grade 6	Wood
Style	Description	Model #	Product Wt								
 STLPA-02S24	4-Leg Base 24" Seat Height With Arms Seat - Upholstery Back - Poly Armcaps - None	STLPA-02S24	18		774	849	925	999	1073		
	4-Leg Base 24" Seat Height With Arms Seat - Veneer Back - Veneer Armcaps - Poly	STLVA-08S24	18								777
	4-Leg Base 24" Seat Height With Arms Seat - Upholstery Back - Veneer Armcaps - Poly	STLVA-06S24	18		852	927	1001	1075	1152		
	4-Leg Base 24" Seat Height With Arms Seat - Veneer Back - Veneer Armcaps - None	STLVA-01S24	18								777
	4-Leg Base 24" Seat Height With Arms Seat - Upholstery Back - Veneer Armcaps - None	STLVA-02S24	18		852	927	1001	1075	1152		

COM Yardage
Refer to page 383.

Finish Options	Price
Chrome	\$ 165
Nickel	\$ 223
Powder Coat - Standard	n/c
Powder Coat - Premium	\$ 165

Custom Charges	Code	Price
Powder Coat Alternative (per color)	OPA	call
Stain Finish Match (per finish)	OSM	\$ 996










Sate
Stool - 29"
Armless + Arm



VERSTEEL

Questions?

800 876 2120

		material > grade >	Poly Shell	Fabric Grade 2 or COM	Fabric Grade 3	Fabric Grade 4	Fabric Grade 5	Fabric Grade 6	Wood
Style	Description	Model #	Product Wt						
 <p>STLP-07S29</p>	4-Leg Base 29" Seat Height Without Arms Seat - Poly Back - Poly	 STLP-07S29	18	536					
	4-Leg Base 29" Seat Height Without Arms Seat - Upholstery Back - Poly	 STLP-04S29	18		613	688	762	836	910
	4-Leg Base 29" Seat Height Without Arms Seat - Veneer Back - Veneer	 STLV-07S29	18						615
	4-Leg Base 29" Seat Height Without Arms Seat - Upholstery Back - Veneer	 STLV-04S29	18		690	765	838	915	988
 <p>STLPA-08S29</p>	4-Leg Base 29" Seat Height With Arms Seat - Poly Back - Poly Armcaps - Poly	 STLPA-08S29	19	701					
	4-Leg Base 29" Seat Height With Arms Seat - Upholstery Back - Poly Armcaps - Poly	 STLPA-06S29	19		774	849	925	999	1073
	4-Leg Base 29" Seat Height With Arms Seat - Poly Back - Poly Armcaps - None	 STLPA-01S29	19	701					


COM Yardage
Refer to page 383.

To Order, Specify...

- 1 Model Number
- 2 Shell Color or Wood Finish
- 3 Frame Color
- 4 Upholstery Selection
- 5 Frame Options



Questions?
800 876 2120

				material > grade >	Poly Shell	Fabric Grade 2 or COM	Fabric Grade 3	Fabric Grade 4	Fabric Grade 5	Fabric Grade 6	Wood
Style	Description	Model #	Product Wt								
 STLPA-08S29	4-Leg Base 29" Seat Height With Arms Seat - Upholstery Back - Poly Armcaps - None	STLPA-02S29	19			774	849	925	999	1073	
	4-Leg Base 29" Seat Height With Arms Seat - Veneer Back - Veneer Armcaps - Poly	STLVA-08S29	19								777
	4-Leg Base 29" Seat Height With Arms Seat - Upholstery Back - Veneer Armcaps - Poly	STLVA-06S29	19			852	927	1001	1075	1152	
	4-Leg Base 29" Seat Height With Arms Seat - Veneer Back - Veneer Armcaps - None	STLVA-01S29	19								777
	4-Leg Base 29" Seat Height With Arms Seat - Upholstery Back - Veneer Armcaps - None	STLVA-02S29	19			852	927	1001	1075	1152	

COM Yardage
Refer to page 383.

Finish Options	Price
Chrome	\$ 165
Nickel	\$ 223
Powder Coat - Standard	n/c
Powder Coat - Premium	\$ 165

Custom Charges	Code	Price
Powder Coat Alternative (per color)	OPA	call
Stain Finish Match (per finish)	OSM	\$ 996











Sate
Guest Chair
Retractable Tablet Arm



VERSTEEL

Questions?

800 876 2120

		material > grade >	Poly Shell	Fabric Grade 2 or COM	Fabric Grade 3	Fabric Grade 4	Fabric Grade 5	Fabric Grade 6	Wood
Style	Description	Model #	Product Wt						
 <p>Retractable Tablet Arm Right</p> <p>STLP-07RTBR Tablet material is % Black Europly with a clear coat edge.</p>	4-Leg Base Retractable Tablet Arm Right Seat - Poly Back - Poly	 STLP-07RTBR	23	702					
	4-Leg Base Retractable Tablet Arm Right Seat - Upholstery Back - Poly	 STLP-04RTBR	23		776	850	926	1000	1074
	4-Leg Base Retractable Tablet Arm Right Seat - Veneer Back - Veneer	 STLV-07RTBR	23						793
	4-Leg Base Retractable Tablet Arm Right Seat - Upholstery Back - Veneer	 STLV-04RTBR	23		867	943	1016	1091	1164
 <p>Retractable Tablet Arm Left</p> <p>STLP-07RTBL Tablet material is % Black Europly with a clear coat edge.</p>	4-Leg Base Retractable Tablet Arm Left Seat - Poly Back - Poly	 STLP-07RTBL	23	702					
	4-Leg Base Retractable Tablet Arm Left Seat - Upholstery Back - Poly	 STLP-04RTBL	23		776	850	926	1000	1074
	4-Leg Base Retractable Tablet Arm Left Seat - Veneer Back - Veneer	 STLV-07RTBL	23						793
	4-Leg Base Retractable Tablet Arm Left Seat - Upholstery Back - Veneer	 STLV-04RTBL	23		867	943	1016	1091	1164


COM Yardage
Refer to page 383.

To Order, Specify...

- 1 Model Number
- 2 Shell Color or Wood Finish
- 3 Frame Color
- 4 Swivel Base Color
- 5 Upholstery Selection
- 6 Frame Options



Questions?
800 876 2120

				material > grade >	Poly Shell	Fabric Grade 2 or COM	Fabric Grade 3	Fabric Grade 4	Fabric Grade 5	Fabric Grade 6	Wood
Style	Description	Model #	Product Wt								
 STRSP-07	Swivel Base Without Arms Seat - Poly Back - Poly	STRSP-07	22	778							
	Swivel Base Without Arms Seat - Upholstery Back - Poly	STRSP-04	22		961	1036	1108	1183	1260		
	Swivel Base Without Arms Seat - Veneer Back - Veneer	STRSV-07	22								943
	Swivel Base Without Arms Seat - Upholstery Back - Veneer	STRSV-04	22		1122	1195	1269	1345	1419		

COM Yardage
Refer to page 383.

Finish Options	Price
Chrome	\$ 165
Nickel	\$ 223
Powder Coat - Standard	n/c
Powder Coat - Premium	\$ 165










Swivel Base Options	Code	Price
Polished Aluminum		n/c
Powder Coat Standard		n/c
Powder Coat Premium		\$ 165
Platinum powder coat, transparent, powder coat, chrome and nickel N/A		

Custom Charges	Code	Price
Powder Coat Alternative (per color)	OPA	call
Stain Finish Match (per finish)	OSM	\$ 996

Frame Options	Code	Price
Casters - Dual Wheel Black Nylon		
Hard Wheel	CAS61	n/c


Questions?

800 876 2120

				material > grade >	Poly Shell	Fabric Grade 2 or COM	Fabric Grade 3	Fabric Grade 4	Fabric Grade 5	Fabric Grade 6	Wood
Style	Description	Model #	Product Wt								
 STRSPA-01	Swivel Base With Arms Seat - Poly Back - Poly Armcaps - Poly	 STRSPA-08	24	961							
	Swivel Base With Arms Seat - Upholstery Back - Poly Armcaps - Poly	 STRSPA-06	24		1142	1215	1290	1363	1439		
	Swivel Base With Arms Seat - Poly Back - Poly Armcaps - None	 STRSPA-01	24	836							
	Swivel Base With Arms Seat - Upholstery Back - Poly Armcaps - None	 STRSPA-02	24		1016	1091	1164	1238	1313		
	Swivel Base With Arms Seat - Veneer Back - Veneer Armcaps - Poly	 STRSVA-08	24								1126
	Swivel Base With Arms Seat - Upholstery Back - Veneer Armcaps - Poly	 STRSVA-06	24		1308	1382	1456	1531	1607		
	Swivel Base With Arms Seat - Veneer Back - Veneer Armcaps - None	 STRSVA-01	24								1002
	Swivel Base With Arms Seat - Upholstery Back - Veneer Armcaps - None	 STRSVA-02	24		1183	1260	1333	1408	1482		

COM Yardage



Refer to page 383.

To Order, Specify...

- ① Model Number
- ② Shell Color or Wood Finish
- ③ Frame Color
- ④ Swivel Base Color
- ⑤ Upholstery Selection
- ⑥ Frame Options



Questions?
800 876 2120

				material > grade >	Poly Shell	Fabric Grade 2 or COM	Fabric Grade 3	Fabric Grade 4	Fabric Grade 5	Fabric Grade 6	Wood
Style	Description	Model #	Product Wt								
 STRSP-07S	Swivel Base Stool Without Arms Seat - Poly Back - Poly	STRSP-07S	28	966							
	Swivel Base Stool Without Arms Seat - Upholstery Back - Poly	STRSP-04S	28		1148	1219	1296	1371	1444		
	Swivel Base Stool Without Arms Seat - Veneer Back - Veneer	STRSV-07S	28								1126
	Swivel Base Stool Without Arms Seat - Upholstery Back - Veneer	STRSV-04S	28		1308	1382	1456	1531	1607		
 STRSPA-08S Footring available in chrome only. COM Yardage Refer to page 383.	Swivel Base Stool With Arms Seat - Poly Back - Poly Armcaps - Poly	STRSPA-08S	31	1148							
	Swivel Base Stool With Arms Seat - Upholstery Back - Poly Armcaps - Poly	STRSPA-06S	31		1326	1399	1475	1550	1624		
	Swivel Base Stool With Arms Seat - Poly Back - Poly Armcaps - None	STRSPA-01S	31	1023							

Finish Options	Price
Chrome	\$ 165
Nickel	\$ 223
Powder Coat - Standard	n/c
Powder Coat - Premium	\$ 165

Swivel Base Options	Code	Price
Polished Aluminum		n/c
Powder Coat Standard		n/c
Powder Coat Premium		\$ 165
Platinum powder coat, transparent, powder coat, chrome and nickel N/A		


Custom Charges	Code	Price
Powder Coat Alternative (per color)	OPA	call
Stain Finish Match (per finish)	OSM	\$ 996

Frame Options	Code	Price
Casters - Dual Wheel Black Nylon		
Hard Wheel	CAS61	n/c



Questions?

800 876 2120

		material > grade >	Poly Shell	Fabric Grade 2 or COM	Fabric Grade 3	Fabric Grade 4	Fabric Grade 5	Fabric Grade 6	Wood
Style	Description	Model #	Product Wt						
 <p>STRSPA-08S</p>	Swivel Base Stool With Arms Seat - Upholstery Back - Poly Armcaps - None	STRSPA-02S	31	1203	1277	1350	1426	1501	
	Swivel Base Stool With Arms Seat - Veneer Back - Veneer Armcaps - Poly	STRSVA-08S	31						1313
	Swivel Base Stool With Arms Seat - Upholstery Back - Veneer Armcaps - Poly	STRSVA-06S	31	1493	1568	1643	1719	1791	
	Swivel Base Stool With Arms Seat - Veneer Back - Veneer Armcaps - None	STRSVA-01S	31						1189
	Swivel Base Stool With Arms Seat - Upholstery Back - Veneer Armcaps - None	STRSVA-02S	31	1371	1444	1519	1592	1667	

Footring available in chrome only.

COM Yardage
Refer to page 383.

To Order, Specify...

- ① Model Number
- ② Shell Color or Wood Finish
- ③ Frame Color
- ④ Swivel Base Color
- ⑤ Upholstery Selection
- ⑥ Frame Options



Questions?

800 876 2120

Finish Options	Price
Chrome	\$ 165
Nickel	\$ 223
Powder Coat - Standard	n/c
Powder Coat - Premium	\$ 165

Platinum Powder Coat is Not Available on Swivel Bases

Frame Options	Code	Price
Casters - Dual Wheel Black Nylon		
Hard Wheel.....	CAS61	\$ n/c

Custom Charges	Code	Price
Powder Coat Alternative (per color)	OPA	call
Stain Finish Match (per finish).....	OSM	\$ 996



Specifications

The 4-leg SIMON series consists of guest chairs, stools and tablet arm chairs. Guest chairs can be specified with or without casters. All guest chairs and stools are available with or without arms. Chairs and stools have polypropylene armcaps when arms are specified. SIMON can be specified with a molded resilient polypropylene resin seat and back, a rotary cut maple wood back, an upholstered seat or an upholstered seat and back. 4-leg guest chairs and stools are available with or without arms. All chairs can be specified with or without casters.

Features

Synchronized seat and back movement provide the right amount of support through the full range of recline motion. Chairs and stools with glides or chairs with casters can be nested in any quantity. Chairs with glides can be stacked on the floor or on the SIMON Chair Trolley. See below for stacking information.

Stacking Information

Floor

Guest Chair with glides 5

Trolley

Guest Chair with glides 5

Quickship Program

Available for select products in the SIMON series, see pricing pages.

The Versteel Quickship Program consists of up to 50 tables, 25 tables with modesty panels or 100 chairs in 10 working days from time of order (received by 12pm EST). Orders must be accompanied by final material and finish specifications for order entry. They must be clearly marked "Quickship" and consist of products from the program. Quickship orders cannot be changed or cancelled, and credit approval must be acquired within 24 hours.

For additional information see Versteel.com.

Shipping Schedule

Poly Shell	3-5 WEEKS
Wood Back	3-5 WEEKS
Quickship Products	10 WORKING DAYS

Contact Versteel Customer Service for special lead time requests.

NOTE CHAIR ORDERS WITH COM UPHOLSTERY WILL BE SCHEDULED UPON RECEIPT OF COM UPHOLSTERY YARDAGE

BIFMA

All Versteel products are constructed to pass the relevant ANSI/BIFMA standards. For more detailed specifications by series and base style, contact Versteel Customer Service at 800.876.2120.

Additional information regarding warranty, terms and conditions, shipping, care and maintenance, etc. can be found in the All Seating price list.

SIMON Seating with Glides
Armless / Arm

Chair Dimensions
 Overall height: 31¾"
 Overall width w/ armcaps: 27"
 Overall width w/o arms: 22"
 Overall depth: 21"
 Seat height: 17¾"
 Seat width: 18¾"
 Seat depth: 18"
 Between arms: 22"
 Arm height w/ armcaps: 26½"
 Actual weight: 23 lbs. w/ arms
 Actual weight: 20 lbs. w/o arms


SIMON Seating with Casters
Armless / Arm

Chair Dimensions
 Overall height: 31¾"
 Overall width w/ armcaps: 27"
 Overall width w/o arms: 22"
 Overall depth: 21"
 Seat height: 17¾"
 Seat width: 18¾"
 Seat depth: 18"
 Between arms: 22"
 Arm height w/ armcaps: 26½"
 Actual weight: 23 lbs. w/ arms
 Actual weight: 20 lbs. w/o arms


SIMON Seating with Glides
Retractable Tablet Arm

Chair Dimensions
 Overall height: 31¾"
 Overall width w/ tablet up: 25"
 Overall depth w/ tablet up: 28¾"
 Seat height: 17¾"
 Seat width: 18¾"
 Seat depth: 18"
 Arm height w/ tablet up: 27"
 Actual weight: 27 lbs.

Tablet Dimensions

Tablet size: 15 x 15¼"
 Tablet is available in black only


Key Description

- 1 arm, 3/16" steel plate
- 2 base frame, 3/4" x 1 1/2" flat oval, 16 gauge steel tube
- 3 poly seat and back, molded resilient polypropylene resin
- 4 poly leg cover, molded resilient polypropylene resin

Key Description

- 5 finished wood back, rotary cut maple
- 6 upholstered back, molded liner with 3/8" thick, 3 lb. density foam
- 7 upholstered seat, molded liner with 3/4" thick, 2 lb. density foam

Key Description

- 8 footrest, 3/4" o.d. 14 gauge steel tube
- 9 glide feet, polycarbonate
- 10 dual wheel black nylon soft wheel casters

SIMON Stool - 24"

Armless / Arm

Stool Dimensions
 Overall height: 37 3/4"
 Overall width w/ armcaps: 27"
 Overall width w/o arms: 23"
 Overall depth: 23"
 Seat height: 23 3/4"
 Seat width: 18 1/4"
 Seat depth: 18"
 Between arms: 22"
 Arm height w/ armcaps: 33"
 Seat to footrest: 17"
 Actual weight: 25 lbs. w/ arms
 Actual weight: 22 lbs. w/o arms
 Suggested for use with 33" - 38" table heights



SIMON Stool - 29"

Armless / Arm

Stool Dimensions
 Overall height: 42 3/4"
 Overall width w/ arms: 27"
 Overall width w/o arms: 23"
 Overall depth: 24"
 Seat height: 28 3/4"
 Seat width: 18 1/4"
 Seat depth: 18"
 Between arms: 22"
 Arm height: 38"
 Seat to footrest: 17"
 Actual weight: 26 lbs. w/ arms
 Actual weight: 23 lbs. w/o arms
 Suggested for use with 38" - 42" table heights



SIMON Seating with Glides
Oversized Tablet Arm

Chair Dimensions
 Overall height: 31 3/4"
 Overall width w/ tablet up: 25"
 Overall depth w/ tablet up: 28 3/4"
 Seat height: 17 1/4"
 Seat width: 18 1/4"
 Seat depth: 18"
 Arm height w/ tablet up: 27"
 Actual weight: 27 lbs.

Tablet Dimensions

Tablet size: 12" x 22"
 Tablet is available in black only



SIMON Nesting Information

Armless / Arm Chairs with Glides:
 Each chair adds an additional 6 1/4" to depth.
 Examples: 5 chairs nested; (seat back to front caster) 46 3/4", 10 chairs nested; 78".

Armless / Arm Chairs with Casters:
 Each chair adds an additional 6 1/4" to depth.
 Examples: 5 chairs nested; (seat back to front caster) 46 3/4", 10 chairs nested; 78".

NOTE: NESTING IS UNLIMITED, BUT TRANSPORT IS EASIEST WITH A QUANTITY OF NO MORE THAN 3 CHAIRS

Stacking (Trolley)
 Guest Chair with glides5

Stacking (Floor)
 Guest Chair with glides5

Standard Versteel Upholstery

Standard Versteel Upholstery offers a range of materials, from fabrics in a variety of colors and textures to vinyls for soil resistance. Please refer to Versteel's fabric cards or the "Materials + Finishes" section of our website for information.

Grade-in Upholstery

Versteel has coordinated with upholstery manufacturers to simplify your order process. Many of the manufacturers' offerings have been pre-approved for application on Versteel Seating.

Contact Versteel Customer Service with your selected fabric choice to be graded in. You will be supplied with the appropriate grade-in designator. On your purchase order, complete the information with the pattern name, color description and grade-in designator, and Versteel will take it from there.

Customer's Own Material

Customer's Own Materials (COM's) are not an issue on SIMON. Many COM's are pre-approved for application on Versteel Seating. Call Versteel Customer Service with your COM selection to determine if it has been pre-approved. If your selection has not been pre-approved, reference the "Receiving COM Approval" section below.

Receiving COM Approval

Not all materials are suitable for upholstery on SIMON. A 12" x 12" memo sample must be supplied for approval before a COM material is accepted for an order. If the material is directional in pattern or weave, the pattern repeat (in inches) in both directions or the weave direction must be supplied.

Excess COM

Versteel will not store excess COM for more than 30 days after the order has been completed. If excess material is to be returned after order completion, send the request to Versteel Customer Service prior to acknowledged ship date. It is the customer's responsibility to arrange for the return of the material "freight collect."

COM Requiring Application Test

If an application test is required for your selected COM, send test sample material along with the following.

1. Name and return address
2. Model selected
3. Sketch showing special requirements for the positioning of the materials' pattern on the seat and ledge, if special considerations are required.

NOTE ALL UPHOLSTERIES ARE CUT UP THE ROLL TO MAXIMIZE YIELD AND WEAR PERFORMANCE

Ship COM to:

Versteel
 2332 Cathy Lane
 Jasper, IN 47546

COM must be shipped to the factory with transportation costs "prepaid." If material is considered defective or unusable, it will be returned "transportation collect."

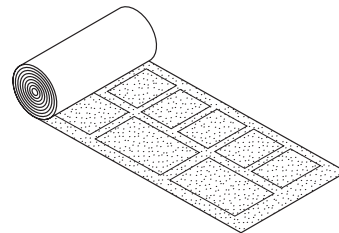
For standard lead time orders, tag fabric with purchase order number and identify with project number if possible.

Application of Directional Fabrics

Due to the upholstering process, some fabrics not considered directional by the supplier may be considered directional by Versteel.

All COM's are cut "up the roll" unless otherwise directed by the customer (see illustration below).

EXAMPLE PATTERN CUT UP THE ROLL



If special cutting or upholstery application is required, you must indicate requirement at time of order entry.

SIMON COM Yardage Requirements

COM yardage requirements are calculated for chairs and stools based on a material width of 54" and a repeat of 2" or less. For material less than 54" wide, contact Versteel for yardage requirements. Use the chart below as a guide to calculate your COM yardage. For quantities greater than 20 chairs or stools, contact Versteel Customer Service for calculation of COM yardage by model.

Quantity of Chairs	1	2	3	4	5	6	7	8	9	10	11	12	13	14	15	16	17	18	19	20
SIMON Chairs and Stools With or Without Arms																				
Upholstered Seat & Back	1.5	2.5	3.0	4.0	5.0	5.5	6.5	7.5	8.0	9.0	9.5	10.5	11.0	12.0	13.0	14.0	15.0	16.0	17.0	18.0
Upholstered Seat Only	1.0	1.5	1.5	2.5	3.0	3.0	3.5	4.5	4.5	5.0	5.0	6.0	6.5	7.0	7.0	8.0	8.0	9.5	9.5	9.5

Patterned COM Additional Yardage Guide

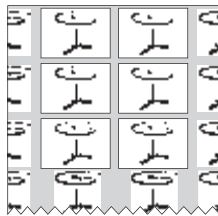
Use the guide below to aid in ordering the appropriate COM fabric when needing to match a pattern with a repeat. To use this guide, add the vertical and horizontal repeats together (e.g. a 5" vertical repeat plus an 11" horizontal repeat gives a 16" total). Then find the appropriate entry on the chart, and increase the yardage estimate by the percentage indicated.

For example: The yardage estimate is 8 yards of 54" wide fabric and the pattern has a repeat of 11" horizontal and 5" vertical. Add up the repeats (11" + 5" = 16") and find the appropriate entry - 15% in this example. Fifteen percent more fabric is required to match the pattern. 8 yards plus an extra 15% is 9.2 yards.

Fabric Width	Plain Fabric	3" - 14" Repeat	15" - 19" Repeat	20" - 27" Repeat	28" - 36" Repeat	37" - 45" Repeat	46" - 54" Repeat
54"	0%	10%	15%	20%	25%	30%	35%
50" - 52"	10%	20%	25%	30%	35%	40%	45%

Decorative Patterns

Yardage requirements are greatly affected by the size of the repeat and the print or pattern of the material. Versteel cuts all seating patterns with aesthetic concerns in mind for high quality and consistency. Refer to the COM listing for the yardage required for pattern repeat.



To Order, Specify...

- 1 Model Number
- 2 Shell Color
- 2 Frame Color
- 3 Wood Finish
- 4 Upholstery Selection
- 5 Frame Options

model number

finish selections

frame options

SMLGA-08 <small>model number</small>	/	YNBL <small>shell color</small>	/	PALY <small>frame color</small>	/	----- <small>upholstery selection</small>	/	---- <small>chair frame options</small>
--	---	---	---	---	---	---	---	---

A **SMLGA-08** is a SIMON series, arm guest chair with glides, poly seat, back and armcaps.

The codes **YNBL / PALY** specify a Near Black poly seat, back, armcaps and glides, and an accent Near Black leg cover with an Alloy frame..

Model Number SMLGA-08

Orders may be sent via
Mailing Address

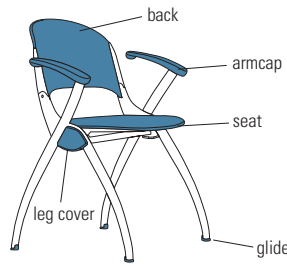
Versteel
 2332 Cathy Lane
 Jasper, IN 47546

Contact Versteel

Email contact@versteel.com
Phone 800 876 2120
 812 634 2120
Fax 812 482 9318

SIMON Poly Shell, Armcaps, Leg Cover and Glide

The SIMON chair seat, back, armcaps and leg covers are molded with resilient, flexible, polypropylene resins with a satin textured surface. Unless otherwise specified, all SIMON poly parts (including glides) are issued to match the seat and/or back poly color.



SIMON Poly Shell Colors

Alloy (Galaxy Pattern)YALY	QuarryYQUA
ChocolateYCHO	SageYSAG
CloudYCLO	SlateYSLA
FrostYFRO	Soft YellowYSOY
IndigoYIND	TapiocaYTAP
Near BlackYNBL	Poly Shell AlternativeOPS
OysterYOYS	

Wood Finish

Versteel uses a post-catalyst varnish NDF topcoat that meets AWI (Architectural Woodwork Institute) TR6 performance standards.

SIMON Wood Finishes

All SIMON wood finishes on Maple.

BeachWBEA	Golden CherryWGNC
Blossom CherryWBLC	Java CherryWJAC
Brighton WalnutWBRW	Millwork CherryWMWC
Caramel MapleWCMM	PebbleWPEB
ChestnutWCHE	SeasideWSEA
Cordovan CherryWCNC	Solar MapleWSLM
DriftWDRI	Sugar MapleWSUM
Espresso WalnutWESW	Terra CottaWTEC
FawnWFAW	WhisperWWHI
FogWFOG	Stain Finish MatchOSM
ForestWFOR	

Studio Steel®

Versteel's "urban fabrication" process leaves the telltale signs of welding and assembly on the surface, highlighting a manufacturing aesthetic. Choosing a clear or transparent powder coat is recommended, allowing tonal striations (created as a result of extreme heat), natural textures, and the inherent qualities of raw steel to show through.

Studio Steel Process \$165 per chair

Powder Coat Finishes

All powder coat finishes in the Versteel offering have been formulated with the use of epoxy, polyester or epoxy and polyester blends to maximize the finish durability.

Powder Coat – Standard n/c

SIMON Powder Coat Colors

AlloyPALY	MintPMNT
AmethystPAME	NavyPNAV
AnthracitePANT	NimbusPNIM
Black AnodizedPBLA	NutmegPNUT
BronzePBRO	PacificPPAC
CalypsoPCAL	PearlPPEA
CarbonPCAR	PebblePPEB
ChampagnePCHA	PlatinumPPLA
CoconutPCOC	PoppyPPOP
◆ CopperPCOP	◆ RavenPRAV
CrimsonPCRI	RoyalPROY
◆ CrystalPCRY	SeasidePSEA
DaffodilPDAF	ShipyardsPSHI
EbonyPEBO	SilverPSIL
ForestPFOR	SnowPSNO
FossilPFOS	StonePSTO
◆ GarnetPGAR	StormPSTM
◆ GoldPGOL	Terra CottaPTEC
GraphitePGRA	WhisperPWHI
◆ HopePHOP	White LinenPWHL
Kelly GreenPKEG	Powder Coat AlternativeOPA
◆ MattePMAT	
MicaPMIC	

Transparent Powder Coats (indicated by ◆)

Please note that the transparent characteristics of these powders allow all natural welds and textures inherent to raw steel to be visible.

Premium Powder Coats (indicated by ●)

Versteel's premium process uses specially formulated powder coats for a truly unique color palette.

Chrome

Versteel applies a deep luster chrome plated finish. Chrome is the most durable finish available.

Chrome ECHR
For Chrome, an upcharge applies (see product pricing pages for upcharge).

Finish Reference & Samples

For finish color reference, please refer to our website. Contact Versteel Customer Service to receive actual color samples for color matches and final color approval.

Powder Coat Alternative**Call for quotation**

Specify code **OPA** (*Powder Coat Alternative*), add cost from Versteel quotation

Powder Coat Alternative is available from Versteel. The entire RAL color reference along with hundreds of other color and finishes are available.

For Powder Coat Alternative matching, you must supply a color reference sample, or an RAL number. Versteel will review the sample for possible existing colors available and send a sample for customer approval. If no color match exists a custom match can be developed. Call Versteel Customer Service for associated upcharges on custom color development.

NOTE CUSTOM COLOR MATCHING APPROVALS MAY AFFECT STANDARD PRODUCTION SCHEDULES

Poly Shell Alternative**Call for quotation**

Specify code **OPS** (*Poly Shell Alternative*), add cost from Versteel quotation

For Poly Shell Alternative, you must supply a color reference sample. Versteel will review the sample for possible existing colors available and send a sample for customer approval. If no color match exists, a custom match can be developed. Minimum order quantities exist for alternative colors. Call Versteel Customer Service for minimums and associated upcharges on Poly Shell Alternatives.

NOTE CUSTOM COLOR MATCHING APPROVALS MAY AFFECT STANDARD PRODUCTION SCHEDULES

Stain Finish Match**\$996 / one time charge per finish, per order**

Specify code **OSM** (*Stain Finish Match*), add \$996.00 list per finish, per order

Alternative Stain Finishes are available. For Stain Finish Matching you must supply two 4" x 4" finish color and grain reference samples. An expertly finish matched sample will be provided for customer approval.

NOTE CUSTOM COLOR MATCHING APPROVALS MAY AFFECT STANDARD PRODUCTION SCHEDULES

Chair Link - SIMON

\$52 / chair

Specify code **ACL5M** (Chair Link - SIMON), add \$52 list per chair



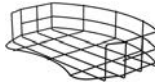
Link can be field installed without the use of tools.

Book Basket - SIMON

\$206 / basket

Specify code **BSM** (Book Basket - SIMON) add \$206 list per chair

The SIMON book basket is made of formed resistance welded wire. Finish is Chrome unless otherwise specified. Inside dimensions are 19³/₈"w x 11¹/₁₆"d x 4¹/₈"h.



Oversized Book Basket - SIMON

\$231 / basket

Specify code **BOSM** (Oversized Book Basket - SIMON) add \$231 list per chair

The oversized SIMON book basket is made of formed resistance welded wire. Finish is Chrome unless otherwise specified. Inside dimensions are 20"w x 17⁵/₁₆"d x 4¹/₈"h.



Chair Trolley - SIMON

\$894 / each

Specify code **ACTSI** (Chair Trolley - SIMON), add \$894 list each



SIMON upholstered or poly chairs stack 5 high. Trolley with push handle and stack of 5 chairs measures approximately 24"w x 36"d x 57"h.

STACKING INFORMATION - SIMON ALL SIMON CHAIRS WITH GLIDES (EXCEPT TABLET ARM) STACK 5 HIGH ON THE FLOOR AND 5 HIGH WHILE ON THE SIMON CHAIR TROLLEY. TROLLEY IS INTENDED FOR USE WITH SIMON GLIDE BASE CHAIRS. SIMON CHAIRS WITH CASTERS DO NOT STACK.

SIMON (Seating in Motion)

Guest Chair with Glides
Armless



VERSTEEL

Questions?

800 876 2120

Quickship Program Product

				material > grade >	Poly Shell	Fabric Grade 2 or COM	Fabric Grade 3	Fabric Grade 4	Fabric Grade 5	Fabric Grade 6
Style	Description	Model #	Product Wt							
 SMLG-07	4-Leg Base Without Arms Glides Seat - Poly Back - Poly	 SMLG-07	20	944						
	4-Leg Base Without Arms Glides Seat - Upholstered Back - Poly	 SMLG-04	20		1118	1196	1277	1358	1439	
	4-Leg Base Without Arms Glides Seat - Upholstered Back - Upholstered	 SMLG-01	20		1354	1434	1519	1597	1682	
	4-Leg Base Without Arms Glides Seat - Poly Back - Wood	 SMLG-09	20	1117						
	4-Leg Base Without Arms Glides Seat - Upholstered Back - Wood	 SMLG-10	20		1284	1365	1447	1528	1608	

Stacking

Refer to page 400.

COM Yardage

Refer to page 405.

To Order, Specify...

- 1 Model Number
- 2 Shell Color
- 3 Frame Color
- 4 Wood Finish
- 5 Upholstery Selection
- 6 Frame Options



Questions?
800 876 2120

Style	Description	Model #	Product Wt	material >	Poly Shell	Fabric	Fabric	Fabric	Fabric	Fabric
				grade >		Grade 2	Grade 3	Grade 4	Grade 5	Grade 6
						or COM				
 SMLC-07	4-Leg Base Without Arms Casters Seat - Poly Back - Poly	SMLC-07 	20	948						
	4-Leg Base Without Arms Casters Seat - Upholstered Back - Poly	SMLC-04 	20		1121	1202	1280	1360	1443	
	4-Leg Base Without Arms Casters Seat - Upholstered Back - Upholstered	SMLC-01 	20		1359	1440	1521	1602	1684	
	4-Leg Base Without Arms Casters Seat - Poly Back - Wood	SMLC-09 	20	1099						
	4-Leg Base Without Arms Casters Seat - Upholstered Back - Wood	SMLC-10 	20		1288	1371	1451	1531	1610	

COM Yardage
Refer to page 405.

Finish Options	Price	Frame Options	Code	Price	Accessories	Code	Price
Chrome	\$ 719	Casters, Dual Wheel Black Nylon			Chair Trolley - SIMON	ACTSI	\$ 894
Powder Coat - Standard	n/c	Hard Wheel (set of 4)			(for chair with glides only)		
Powder Coat - Premium	\$ 165	(caster chairs only)	CAS58	n/c	Custom Charges		
		Leg Cover			Powder Coat Alternative (per color)	OPA	call
		(specify poly color)	BLC_	n/c	Stain Finish Match (per finish)	OSM	\$ 996

SIMON (Seating in Motion)

Guest Chair with Glides
Arm









VERSTEEL

Questions?

800 876 2120

Quickship Program Product

				material > grade >	Poly Shell	Fabric Grade 2 or COM	Fabric Grade 3	Fabric Grade 4	Fabric Grade 5	Fabric Grade 6
Style	Description	Model #	Product Wt							
 <p>SMLGA-08</p>	4-Leg Base With Arms Glides Seat - Poly Back - Poly Armcaps - Poly	SMLGA-08 	23	1039						
	4-Leg Base With Arms Glides Seat - Upholstered Back - Poly Armcaps - Poly	SMLGA-06 	23		1208	1293	1372	1452	1532	
	4-Leg Base With Arms Glides Seat - Upholstered Back - Upholstered Armcaps - Poly	SMLGA-03 	23		1451	1531	1610	1692	1774	
	4-Leg Base With Arms Glides Seat - Poly Back - Wood Armcaps - Poly	SMLGA-13 	23	1206						
	4-Leg Base With Arms Glides Seat - Upholstered Back - Wood Armcaps - Poly	SMLGA-18 	23		1378	1459	1539	1620	1699	

Stacking

Refer to page 400.

COM Yardage







Refer to page 405.

To Order, Specify...

- 1 Model Number
- 2 Shell Color
- 3 Frame Color
- 4 Wood Finish
- 5 Upholstery Selection
- 6 Frame Options



Questions?
800 876 2120

				material > grade >	Poly Shell	Fabric Grade 2 or COM	Fabric Grade 3	Fabric Grade 4	Fabric Grade 5	Fabric Grade 6
Style	Description	Model #	Product Wt							
 SMLCA-08	4-Leg Base With Arms Casters Seat - Poly Back - Poly Armcaps - Poly	SMLCA-08 	23	1042						
	4-Leg Base With Arms Casters Seat - Upholstered Back - Poly Armcaps - Poly	SMLCA-06 	23		1213	1296	1374	1455	1536	
	4-Leg Base With Arms Casters Seat - Upholstered Back - Upholstered Armcaps - Poly	SMLCA-03 	23		1454	1534	1614	1695	1776	
	4-Leg Base With Arms Casters Seat - Poly Back - Wood Armcaps - Poly	SMLCA-13 	23	1210						
	4-Leg Base With Arms Casters Seat - Upholstered Back - Wood Armcaps - Poly	SMLCA-18 	23		1381	1461	1542	1624	1703	

COM Yardage
Refer to page 405.

Finish Options	Price	Frame Options	Code	Price	Accessories	Code	Price
Chrome	\$ 719	Casters, Dual Wheel Black Nylon			Chair Trolley - SIMON	ACTSI	\$ 894
Powder Coat - Standard	n/c	Hard Wheel (set of 4)			(for chair with glides only)		
Powder Coat - Premium	\$ 165	(caster chairs only)	CAS58	n/c	Custom Charges		
		Leg Cover			Powder Coat Alternative (per color)	OPA	call
		(specify poly color)	BLC_	n/c	Stain Finish Match (per finish)	OSM	\$ 996

SIMON (Seating in Motion)


Guest Chair with Glides
Retractable Tablet Arm Right



VERSTEEL

Questions?

800 876 2120

		material > grade >	Poly Shell	Fabric Grade 2 or COM	Fabric Grade 3	Fabric Grade 4	Fabric Grade 5	Fabric Grade 6	
Style	Description	Model #	Product Wt						
Retractable Tablet Arm Right  SMLG-07TBR Tablet material is 3/4" Black Thermofoil with a Black Thermofoil edge.	4-Leg Base Tablet Arm Right Glides Seat - Poly Back - Poly	SMLG-07TBR	27	1244					
	4-Leg Base Tablet Arm Right Glides Seat - Upholstered Back - Poly	SMLG-04TBR	27		1417	1494	1577	1658	1739
	4-Leg Base Tablet Arm Right Glides Seat - Upholstered Back - Upholstered	SMLG-01TBR	27		1657	1736	1814	1896	1978
	4-Leg Base Tablet Arm Right Glides Seat - Poly Back - Wood	SMLG-09TBR	27	1413					
	4-Leg Base Tablet Arm Right Glides Seat - Upholstered Back - Wood	SMLG-10TBR	27		1583	1662	1744	1826	1906

COM Yardage

Refer to page 405.


To Order, Specify...

- ① Model Number
- ② Shell Color
- ③ Frame Color
- ④ Wood Finish
- ⑤ Upholstery Selection
- ⑥ Frame Options



Questions?

800 876 2120

Style	Description	Model #	Product Wt	material >	Poly Shell	Fabric	Fabric	Fabric	Fabric	Fabric
				grade >		Grade 2	Grade 3	Grade 4	Grade 5	Grade 6
						or COM				
 <p>SMLC-07TBR Tablet material is 3/4" Black Thermofoil with a Black Thermofoil edge.</p>	4-Leg Base Tablet Arm Right Casters Seat - Poly Back - Poly	SMLC-07TBR	27		1250					
	4-Leg Base Tablet Arm Right Casters Seat - Upholstered Back - Poly	SMLC-04TBR	27			1419	1500	1580	1660	1741
	4-Leg Base Tablet Arm Right Casters Seat - Upholstered Back - Upholstered	SMLC-01TBR	27			1659	1740	1818	1901	1981
	4-Leg Base Tablet Arm Right Casters Seat - Poly Back - Wood	SMLC-09TBR	27		1418					
	4-Leg Base Tablet Arm Right Casters Seat - Upholstered Back - Wood	SMLC-10TBR	27			1586	1664	1748	1830	1911

COM Yardage
Refer to page 405.

Finish Options	Price	Frame Options	Code	Price	Accessories	Code	Price
Chrome	\$ 719	Casters, Dual Wheel Black Nylon			Chair Trolley - SIMON	ACTSI	\$ 894
Powder Coat - Standard	n/c	Hard Wheel (set of 4)			(for chair with glides only)		
Powder Coat - Premium	\$ 165	(caster chairs only)	CAS58	n/c	Custom Charges		
		Leg Cover			Powder Coat Alternative (per color)	OPA	call
		(specify poly color)	BLC_	n/c	Stain Finish Match (per finish)	OSM	\$ 996
		Book Basket	BSM	\$ 206			
		Oversized Book Basket	BOSM	\$ 231			

SIMON (Seating in Motion)


Guest Chair with Glides
Retractable Tablet Arm Left



VERSTEEL

Questions?

800 876 2120

		material > grade >	Poly Shell	Fabric Grade 2 or COM	Fabric Grade 3	Fabric Grade 4	Fabric Grade 5	Fabric Grade 6	
Style	Description	Model #	Product Wt						
 <p>Retractable Tablet Arm Left SMLG-07TBL</p> <p>Tablet material is 3/4" Black Thermofoil with a Black Thermofoil edge.</p>	4-Leg Base Tablet Arm Left Glides Seat - Poly Back - Poly	SMLG-07TBL	27	1244					
	4-Leg Base Tablet Arm Left Glides Seat - Upholstered Back - Poly	SMLG-04TBL	27		1417	1494	1577	1658	1739
	4-Leg Base Tablet Arm Left Glides Seat - Upholstered Back - Upholstered	SMLG-01TBL	27		1657	1736	1814	1896	1978
	4-Leg Base Tablet Arm Left Glides Seat - Poly Back - Wood	SMLG-09TBL	27	1413					
	4-Leg Base Tablet Arm Left Glides Seat - Upholstered Back - Wood	SMLG-10TBL	27		1583	1662	1744	1826	1906

COM Yardage

Refer to page 405.


To Order, Specify...

- ① Model Number
- ② Shell Color
- ③ Frame Color
- ④ Wood Finish
- ⑤ Upholstery Selection
- ⑥ Frame Options



Questions?

800 876 2120

Style	Description	Model #	Product Wt	material >	Poly Shell	Fabric Grade 2 or COM	Fabric Grade 3	Fabric Grade 4	Fabric Grade 5	Fabric Grade 6
				grade >						
Retractable Tablet Arm Left SMLC-07TBL  Tablet material is 3/4" Black Thermofoil with a Black Thermofoil edge.	4-Leg Base Tablet Arm Left Casters Seat - Poly Back - Poly	SMLC-07TBL	27		1250					
	4-Leg Base Tablet Arm Left Casters Seat - Upholstered Back - Poly	SMLC-04TBL	27			1419	1500	1580	1660	1741
	4-Leg Base Tablet Arm Left Casters Seat - Upholstered Back - Upholstered	SMLC-01TBL	27			1659	1740	1818	1901	1981
	4-Leg Base Tablet Arm Left Casters Seat - Poly Back - Wood	SMLC-09TBL	27		1391					
	4-Leg Base Tablet Arm Left Casters Seat - Upholstered Back - Wood	SMLC-10TBL	27			1586	1664	1748	1830	1911

COM Yardage
Refer to page 405.

Finish Options	Price	Frame Options	Code	Price	Accessories	Code	Price
Chrome	\$ 719	Casters, Dual Wheel Black Nylon			Chair Trolley - SIMON	ACTSI	\$ 894
Powder Coat - Standard	n/c	Hard Wheel (set of 4) (caster chairs only)	CAS58	n/c	(for chair with glides only)		
Powder Coat - Premium	\$ 165	Leg Cover (specify poly color)	BLC_	n/c	Custom Charges		
		Book Basket	BSM	\$ 206	Powder Coat Alternative (per color)	OPA	call
		Oversized Book Basket	BOSM	\$ 231	Stain Finish Match (per finish)	OSM	\$ 996

SIMON (Seating in Motion)


Guest Chair with Glides
Oversize Tablet Arm Right



VERSTEEL

Questions?

800 876 2120

		material > grade >	Poly Shell	Fabric Grade 2 or COM	Fabric Grade 3	Fabric Grade 4	Fabric Grade 5	Fabric Grade 6	
Style	Description	Model #	Product Wt						
 <p>SMLG-07OTBR Tablet material is % Black Europly with an Ebony PVC edge.</p>	4-Leg Base Tablet Arm Right Glides Seat - Poly Back - Poly	SMLG-07OTBR	27	1295					
	4-Leg Base Tablet Arm Right Glides Seat - Upholstered Back - Poly	SMLG-04OTBR	27		1460	1540	1621	1699	1781
	4-Leg Base Tablet Arm Right Glides Seat - Upholstered Back - Upholstered	SMLG-01OTBR	27		1698	1779	1862	1943	2023
	4-Leg Base Tablet Arm Right Glides Seat - Poly Back - Wood	SMLG-09OTBR	27	1459					
	4-Leg Base Tablet Arm Right Glides Seat - Upholstered Back - Wood	SMLG-10OTBR	27		1630	1707	1791	1871	1952

COM Yardage


Refer to page 405.

To Order, Specify...

- 1 Model Number
- 2 Shell Color
- 3 Frame Color
- 4 Wood Finish
- 5 Upholstery Selection
- 6 Frame Options



Questions?
800 876 2120

Style	Description	Model #	Product Wt	material >	Poly Shell	Fabric Grade 2 or COM	Fabric Grade 3	Fabric Grade 4	Fabric Grade 5	Fabric Grade 6
				grade >						
 <p>Oversize Tablet Arm Right</p> <p>SMLC-07OTBR Tablet material is 5/8" Black Europly with an Ebony PVC edge.</p>	4-Leg Base Tablet Arm Right Casters Seat - Poly Back - Poly	SMLC-07OTBR	27	1297						
	4-Leg Base Tablet Arm Right Casters Seat - Upholstered Back - Poly	SMLC-04OTBR	27		1463	1542	1625	1703	1784	
	4-Leg Base Tablet Arm Right Casters Seat - Upholstered Back - Upholstered	SMLC-01OTBR	27		1700	1783	1864	1947	2026	
	4-Leg Base Tablet Arm Right Casters Seat - Poly Back - Wood	SMLC-09OTBR	27	1461						
	4-Leg Base Tablet Arm Right Casters Seat - Upholstered Back - Wood	SMLC-10OTBR	27		1632	1711	1796	1874	1955	

COM Yardage
Refer to page 405.

Finish Options	Price	Frame Options	Code	Price	Accessories	Code	Price
Chrome	\$ 719	Casters, Dual Wheel Black Nylon			Chair Trolley - SIMON	ACTSI	\$ 894
Powder Coat - Standard	n/c	Hard Wheel (set of 4)			(for chair with glides only)		
Powder Coat - Premium	\$ 165	(caster chairs only)	CAS58	n/c	Custom Charges		
		Leg Cover			Powder Coat Alternative (per color)	OPA	call
		(specify poly color)	BLC_	n/c	Stain Finish Match (per finish)	OSM	\$ 996
		Book Basket	BSM	\$ 206			
		Oversized Book Basket	BOSM	\$ 231			

SIMON (Seating in Motion)Guest Chair with Glides
Oversize Tablet Arm Left**VERSTEEL****Questions?**

800 876 2120

Style	Description	Model #	Product Wt	material >	Poly Shell	Fabric	Fabric	Fabric	Fabric	Fabric
				grade >		Grade 2 or COM	Grade 3	Grade 4	Grade 5	Grade 6
<p>SMLG-07OTBL Tablet material is % Black Europly with an Ebony PVC edge.</p>	4-Leg Base Tablet Arm Left Glides Seat - Poly Back - Poly	SMLG-07OTBL	27	1295						
	4-Leg Base Tablet Arm Left Glides Seat - Upholstered Back - Poly	SMLG-04OTBL	27		1460	1540	1621	1699	1781	
	4-Leg Base Tablet Arm Left Glides Seat - Upholstered Back - Upholstered	SMLG-01OTBL	27		1698	1779	1862	1943	2023	
	4-Leg Base Tablet Arm Left Glides Seat - Poly Back - Wood	SMLG-09OTBL	27	1459						
	4-Leg Base Tablet Arm Left Glides Seat - Upholstered Back - Wood	SMLG-10OTBL	27		1630	1707	1791	1871	1952	

COM Yardage

Refer to page 405.


To Order, Specify...

- ① Model Number
- ② Shell Color
- ③ Frame Color
- ④ Wood Finish
- ⑤ Upholstery Selection
- ⑥ Frame Options



Questions?

800 876 2120

Style	Description	Model #	Product Wt	material >	Poly Shell	Fabric Grade 2 or COM	Fabric Grade 3	Fabric Grade 4	Fabric Grade 5	Fabric Grade 6
				grade >						
 <p>SMLC-07OTBL Tablet material is 5/8" Black Europly with an Ebony PVC edge.</p>	4-Leg Base Tablet Arm Left Casters Seat - Poly Back - Poly	SMLC-07OTBL	27	1297						
	4-Leg Base Tablet Arm Left Casters Seat - Upholstered Back - Poly	SMLC-04OTBL	27		1463	1542	1625	1703	1784	
	4-Leg Base Tablet Arm Left Casters Seat - Upholstered Back - Upholstered	SMLC-01OTBL	27		1700	1783	1864	1947	2026	
	4-Leg Base Tablet Arm Left Casters Seat - Poly Back - Wood	SMLC-09OTBL	27	1461						
	4-Leg Base Tablet Arm Left Casters Seat - Upholstered Back - Wood	SMLC-10OTBL	27		1632	1711	1796	1874	1955	

COM Yardage
Refer to page 405.

Finish Options	Price	Frame Options	Code	Price	Accessories	Code	Price
Chrome	\$ 719	Casters, Dual Wheel Black Nylon			Chair Trolley - SIMON	ACTSI	\$ 894
Powder Coat - Standard	n/c	Hard Wheel (set of 4)			(for chair with glides only)		
Powder Coat - Premium	\$ 165	(caster chairs only)	CAS58	n/c	Custom Charges		
		Leg Cover			Powder Coat Alternative (per color)	OPA	call
		(specify poly color)	BLC_	n/c	Stain Finish Match (per finish)	OSM	\$ 996
		Book Basket	BSM	\$ 206			
		Oversized Book Basket	BOSM	\$ 231			

SIMON (Seating in Motion)


Stool - 24"
Armless



VERSTEEL

Questions?

800 876 2120

				material > grade >	Poly Shell	Fabric Grade 2 or COM	Fabric Grade 3	Fabric Grade 4	Fabric Grade 5	Fabric Grade 6
Style	Description	Model #	Product Wt							
 SMLG-07S24	4-Leg Base Without Arms Glides Seat - Poly Back - Poly	SMLG-07S24	22	1028						
	4-Leg Base Without Arms Glides Seat - Upholstered Back - Poly	SMLG-04S24	22		1202	1280	1360	1443	1524	
	4-Leg Base Without Arms Glides Seat - Upholstered Back - Upholstered	SMLG-01S24	22		1440	1521	1602	1684	1760	
	4-Leg Base Without Arms Glides Seat - Poly Back - Wood	SMLG-09S24	22	1201						
	4-Leg Base Without Arms Glides Seat - Upholstered Back - Wood	SMLG-10S24	22		1371	1451	1531	1610	1692	

33" - 38" table heights
are recommended for
use with 24" stool

COM Yardage

Refer to page 405.


To Order, Specify...

- ① Model Number
- ② Shell Color
- ③ Frame Color
- ④ Wood Finish
- ⑤ Upholstery Selection
- ⑥ Frame Options



Questions?

800 876 2120

				material > grade >	Poly Shell	Fabric Grade 2 or COM	Fabric Grade 3	Fabric Grade 4	Fabric Grade 5	Fabric Grade 6
Style	Description	Model #	Product Wt							
 SMLGA-08S24	4-Leg Base With Arms Glides Seat - Poly Back - Poly Armcaps - Poly	SMLGA-08S24	25	1125						
	4-Leg Base With Arms Glides Seat - Upholstered Back - Poly Armcaps - Poly	SMLGA-06S24	25		1298	1378	1459	1539	1620	
	4-Leg Base With Arms Glides Seat - Upholstered Back - Upholstered Armcaps - Poly	SMLGA-03S24	25		1537	1617	1698	1779	1860	
	4-Leg Base With Arms Glides Seat - Poly Back - Wood Armcaps - Poly	SMLGA-13S24	25	1295						
	4-Leg Base With Arms Glides Seat - Upholstered Back - Wood Armcaps - Poly	SMLGA-18S24	25		1461	1542	1624	1703	1784	

33" - 38" table heights
are recommended for
use with 24" stool

COM Yardage
Refer to page 405.

Finish Options	Price	Frame Options	Code	Price	Custom Charges	Code	Price
Chrome	\$ 719	Leg Cover			Powder Coat Alternative (per color)	OPA	call
Powder Coat - Standard	n/c	(specify poly color).....	BLC_	n/c	Stain Finish Match (per finish).....	OSM	\$ 996
Powder Coat - Premium	\$ 165						

SIMON (Seating in Motion)

Stool - 29"
Armless



VERSTEEL

Questions?

800 876 2120

				material > grade >	Poly Shell	Fabric Grade 2 or COM	Fabric Grade 3	Fabric Grade 4	Fabric Grade 5	Fabric Grade 6
Style	Description	Model #	Product Wt							
<p>SMLG-10S29</p>	4-Leg Base Without Arms Glides Seat - Poly Back - Poly	SMLG-07S29	23	1028						
	4-Leg Base Without Arms Glides Seat - Upholstered Back - Poly	SMLG-04S29	23		1202	1280	1360	1443	1524	
	4-Leg Base Without Arms Glides Seat - Upholstered Back - Upholstered	SMLG-01S29	23		1440	1521	1602	1684	1760	
	4-Leg Base Without Arms Glides Seat - Poly Back - Wood	SMLG-09S29	23	1201						
	4-Leg Base Without Arms Glides Seat - Upholstered Back - Wood	SMLG-10S29	23		1371	1451	1531	1610	1692	

38" - 42" table heights
are recommended for
use with 29" stool

COM Yardage
Refer to page 405.

To Order, Specify...

- ① Model Number
- ② Shell Color
- ③ Frame Color
- ④ Wood Finish
- ⑤ Upholstery Selection
- ⑥ Frame Options



Questions?

800 876 2120

				material > grade >	Poly Shell	Fabric Grade 2 or COM	Fabric Grade 3	Fabric Grade 4	Fabric Grade 5	Fabric Grade 6
Style	Description	Model #	Product Wt							
 SMLGA-18S29	4-Leg Base With Arms Glides Seat - Poly Back - Poly Armcaps - Poly	SMLGA-08S29	26	1125						
	4-Leg Base With Arms Glides Seat - Upholstered Back - Poly Armcaps - Poly	SMLGA-06S29	26		1298	1378	1459	1539	1620	
	4-Leg Base With Arms Glides Seat - Upholstered Back - Upholstered Armcaps - Poly	SMLGA-03S29	26		1537	1617	1698	1779	1860	
	4-Leg Base With Arms Glides Seat - Poly Back - Wood Armcaps - Poly	SMLGA-13S29	26	1295						
	4-Leg Base With Arms Glides Seat - Upholstered Back - Wood Armcaps - Poly	SMLGA-18S29	26		1461	1542	1624	1703	1784	

38" - 42" table heights
are recommended for
use with 29" stool

COM Yardage
Refer to page 405.

Finish Options	Price	Frame Options	Code	Price	Custom Charges	Code	Price
Chrome	\$ 719	Leg Cover			Powder Coat Alternative (per color)	OPA	call
Powder Coat - Standard	n/c	(specify poly color).....	BLC_	n/c	Stain Finish Match (per finish).....	OSM	\$ 996
Powder Coat - Premium	\$ 165						



Socius has a modern aesthetic that lends itself to healthcare and corporate areas. Collection includes mid or high back chairs, easy access, bariatric and tandem seating.

Features

Flex back is standard on the mid and high back guest chairs as well as the 26" and 30" bariatric models. Chairs can be ordered with or without urethane armcaps. All Socius chairs including those with a flex back are a wall saver and have high-density polyethylene glides. Built with heavy duty construction and materials for durability, all Socius chairs withstand a static load of over 1200 pounds.

Tandem

Mid back tandem seating can be specified in two or three seat combinations of guest size seats along with 26", 30" and 42" bariatric seats. Only one bariatric seat can be used with each combination. Tandem Seating with a high back can be specified in combinations of two or three guest size seats. All tandem units, with the exception of the 42" bariatric seat, feature the flex back.

Shipping Schedule

Standard Items

Upholstered

4-5 WEEKS

Contact Versteel for special lead time requests.

BIFMA

All Versteel products are constructed to pass the relevant ANSI/BIFMA standards. For more detailed specifications by series and base style, contact Versteel Customer Service at 800.876.2120.

Additional information regarding warranty, terms and conditions, shipping, care and maintenance, etc. can be found on pages 2-6 of the All Seating price list.

Standard Versteel Upholstery

Standard Versteel Upholstery offers a range of materials, from fabrics in a variety of colors and textures to vinyls for soil resistance. Please refer to Versteel's fabric cards, upholstery options pages in the All Seating price list, or the "Materials and Finishes" section of our website for information.

Grade-In Upholstery

Versteel has coordinated with upholstery manufacturers to simplify your order process. Many of the manufacturers' offerings have been pre-approved for application on Versteel Seating.

Contact Versteel Customer Service with your selected fabric choice to be graded in. You will be supplied with the appropriate grade-in designator. On your purchase order, complete the information with the pattern name, color description and grade-in designator, and Versteel will take it from there.

Customer's Own Material

Customer's Own Materials (COM's) are not an issue on Socius. Many COM's are pre-approved for application on Versteel Seating. Call Versteel Customer Service with your COM selection to determine if it has been pre-approved. If your selection has not been pre-approved, reference the "Receiving COM Approval" section below.

Receiving COM Approval

Not all materials are suitable for upholstery on Socius. A 12" x 12" memo sample must be supplied for approval before a COM material is accepted for an order. If the material is directional in pattern or weave, the pattern repeat (in inches) in both directions or the weave direction must be supplied.

Excess COM

Versteel will not store excess COM for more than 30 days after the order has been completed. If excess material is to be returned after order completion, send the request to Versteel Customer Service prior to acknowledged ship date. It is the customer's responsibility to arrange for the return of the material "freight collect."

COM Requiring Application Test

If an application test is required for your selected COM, send test sample material along with the following.

1. Name and return address
2. Model selected
3. Sketch showing special requirements for the positioning of the materials' pattern on the seat and ledge, if special considerations are required.

NOTE ALL UPHOLSTERIES ARE CUT UP THE ROLL TO MAXIMIZE YIELD AND WEAR PERFORMANCE

Ship COM to:

Versteel
2332 Cathy Lane
Jasper, IN 47546

COM must be shipped to the factory with transportation costs "prepaid." If material is considered defective or unusable, it will be returned "transportation collect."

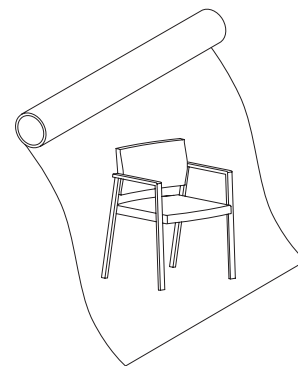
For standard lead time orders, tag fabric with purchase order number and identify with project number if possible.

Application of Directional Fabrics

Due to the upholstering process, some fabrics not considered directional by the supplier may be considered directional by Versteel.

All COM's are cut "up the roll" unless otherwise directed by the customer (see illustration below).

EXAMPLE PATTERN CUT "UP THE ROLL"



If special cutting or upholstery application is required, you must indicate requirement at time of order entry.

Socius COM Yardage Requirements

COM yardage requirements are calculated based on a material width of 54" and a repeat of 2" or less. For material less than 54" wide, contact Versteel for yardage requirements. Use the chart below as a guide to calculate your COM yardage. For quantities greater than 15 chairs or 10 bariatric chairs, contact Versteel Customer Service for calculation of COM yardage by model.

NOTE THIS CHART IS NOT APPLICABLE FOR MULTIPLE FABRICS ON ONE UNIT. CONTACT VERSTEEL CUSTOMER SERVICE FOR YARDAGE REQUIREMENTS IF SPECIFYING MULTIPLE FABRICS.

Quantity of Chairs	1	2	3	4	5	6	7	8	9	10	11	12	13	14	15
Socius															
Guest Mid Back	2.5	4.0	5.5	7.0	8.0	10.0	11.5	13.0	15.0	16.5	17.5	18.5	19.5	21.5	23.5
Guest High Back	3.0	4.0	6.0	8.0	9.0	11.0	12.0	14.0	17.0	18.0	19.5	20.5	22.5	24.0	26.5
Guest Easy Access	2.5	4.0	5.5	7.0	8.0	10.0	11.5	13.0	15.0	16.5	17.5	18.5	19.5	21.5	23.5
Bariatric X26	2.5	4.5	6.0	7.5	10.0	11.5	13.0	15.0	16.5	18.5					
Bariatric X30	3.0	5.0	7.0	9.0	11.5	13.5	15.5	18.0	20.0	22.0					
Bariatric X42	5.0	8.0	10.0	13.0	15.0	18.0	20.0	23.0	25.0	28.0					
Tandem 2 Guest Mid Back	4.0	7.0	10.0	13.0	16.0	19.0	22.0	25.0	28.0	31.0					
Tandem 2 Guest High Back	4.0	7.0	10.0	13.0	16.0	19.0	22.0	25.0	28.0	31.0					
Tandem 3 Guest Mid Back	5.0	9.0	13.0	17.0	21.0	25.0	29.0	33.0	37.0	41.0					
Tandem 3 Guest High Back	5.0	9.0	13.0	17.0	21.0	25.0	29.0	33.0	37.0	41.0					
Tandem 1 Guest, X26 Mid Back	3.5	6.0	8.5	11.0	13.5	16.0	18.5	21.0	23.5	26.0					
Tandem 1 Guest, X30 Mid Back	3.5	6.0	8.5	11.0	13.5	16.0	18.5	21.0	23.5	26.0					
Tandem 1 Guest, X42 Mid Back	4.5	8.0	11.5	15.0	18.5	22.0	25.5	29.0	32.5	36.0					
Tandem 2 Guest, X26 Mid Back	5.0	9.0	13.0	17.0	21.0	25.0	29.0	33.0	37.0	41.0					
Tandem 2 Guest, X30 Mid Back	4.5	8.0	11.5	15.0	18.5	22.0	25.5	29.0	32.5	36.0					
Tandem 2 Guest, X42 Mid Back	5.5	10.0	14.5	19.0	23.5	28.0	32.5	37.0	41.5	46.0					

Patterned COM Additional Yardage Guide

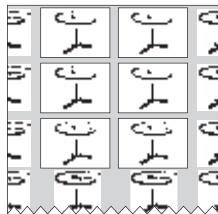
Use the guide below to aid in ordering the appropriate COM fabric when needing to match a pattern with a repeat. To use this guide, add the vertical and horizontal repeats together (e.g. a 5" vertical repeat plus an 11" horizontal repeat gives a 16" total). Then find the appropriate entry on the chart, and increase the yardage estimate by the percentage indicated.

For example: The yardage estimate is 8 yards of 54" wide fabric and the pattern has a repeat of 11" horizontal and 5" vertical. Add up the repeats (11" + 5" = 16") and find the appropriate entry - 15% in this example. Fifteen percent more fabric is required to match the pattern. 8 yards plus an extra 15% is 9.2 yards.

Fabric Width	Plain Fabric	3" - 14" Repeat	15" - 19" Repeat	20" - 27" Repeat	28" - 36" Repeat	37" - 45" Repeat	46" - 54" Repeat
54"	0%	10%	15%	20%	25%	30%	35%
50" - 52"	10%	20%	25%	30%	35%	40%	45%

Decorative Patterns

Yardage requirements are greatly affected by the size of the repeat and the print or pattern of the material. Versteel cuts all seating patterns with aesthetic concerns in mind for high quality and consistency. Refer to the COM listing for the yardage required for pattern repeat.



To Order, Specify...

- 1 Model Number
- 2 Frame Color
- 3 Upholstery Selection
- 4 Urethane Armcap Color



A **SCMBPA-01** is a Socius series, 4-leg, mid back patient chair with upholstered seat and back and no armcaps.

The codes **PCHA / FVT Biscuit** specify Champagne frame with Grade 2 Variant 10 Biscuit upholstery.

Model Number SCMBPA-01



Orders may be sent via

Mailing Address
Versteel
2332 Cathy Lane
Jasper IN 47546

Contact Versteel

Email contact@versteel.com
Phone 800 876 2120
812 634 2120
Fax 812 482 9318

Powder Coat Alternative**Call for quotation**

Specify code **OPA** (*Powder Coat Alternative*), add cost from Versteel quotation

Powder Coat Alternative is available from Versteel. The entire RAL color reference along with hundreds of other color and finishes are available.

For Powder Coat Alternative matching, you must supply a color reference sample, or an RAL number. Versteel will review the sample for possible existing colors available and send a sample for customer approval. If no color match exists a custom match can be developed. Call Versteel Customer Service for associated upcharges on custom color development.

NOTE CUSTOM COLOR MATCHING APPROVALS MAY AFFECT STANDARD PRODUCTION SCHEDULES

Custom Urethane Edge**Call for quotation / one time charge per color, per order**

Specify code **OCU** (*Custom Urethane Color Match*), add cost from Versteel quotation

For Urethane Color Matching you must supply a color reference sample. A custom match will be developed and sampled for customer approval before a production schedule is established.

Socius

Guest Chair - Mid Back
Arm



VERSTEEL

Questions?

800 876 2120

material >
grade >

			Fabric GR 2 / COM	Fabric GR 3	Fabric GR 4	Fabric GR 5	Fabric GR 6
 Description Seat: Upholstered Back: Upholstered Armcaps: None	Model# SCMBPA-01	Product Wt 42	Standard Powder Coat				
			1571	1742	1915	2087	2258
			Chrome, Nickel and Transparent Powder Coat				
			1861	2032	2205	2377	2548
 Description Seat: Upholstered Back: Upholstered Armcaps: Urethane	Model# SCMBPA-09	Product Wt 43	Standard Powder Coat				
			1693	1864	2037	2208	2380
			Chrome, Nickel and Transparent Powder Coat				
			1983	2154	2327	2498	2670
DIMENSIONS Overall Height: 32¾" Overall Width w/ armcaps: 23" w/o armcaps: 22¾" Overall Depth: 27¼"			Seat Height: 19½" Seat Width: 19½" Seat Depth: 20" Arm Height w/ armcaps: 26¼" w/o armcaps: 26½"				

COM Yardage

Please refer to page 428.

To Order, Specify...

- ① Model Number
- ② Frame Color
- ③ Upholstery Selection
- ④ Urethane Armcap Color



				Fabric GR 2 / COM	Fabric GR 3	Fabric GR 4	Fabric GR 5	Fabric GR 6
	Description	Model#	Product Wt					
	Seat: Upholstered Back: Upholstered Armcaps: None	SCHBPA-01	43	Standard Powder Coat				
				1620	1827	2033	2240	2446
				Chrome, Nickel and Transparent Powder Coat				
				1910	2117	2323	2530	2736
	Seat: Upholstered Back: Upholstered Armcaps: Urethane	SCHBPA-09	44	Standard Powder Coat				
				1741	1948	2154	2361	2567
				Chrome, Nickel and Transparent Powder Coat				
				2031	2238	2444	2651	2857
	DIMENSIONS Overall Height: 39" Overall Width w/ armcaps: 23" w/o armcaps: 22 1/4" Overall Depth: 27"	Seat Height: 19 1/2" Seat Width: 19 1/2" Seat Depth: 20" Arm Height w/ armcaps: 26 1/4" w/o armcaps: 26 1/2"						

COM Yardage
Please refer to page 428.

Finish Options
Powder Coat, Premium..... \$ 165



Custom Charges
Powder Coat Alternative (per color) OPA call



Questions?

800 876 2120

material >
grade >

			Fabric GR 2 / COM	Fabric GR 3	Fabric GR 4	Fabric GR 5	Fabric GR 6	
	Description Seat: Upholstered Back: Upholstered Armcaps: None	Model# SCMBPA-01H24	Product Wt 50	Standard Powder Coat				
				1857	2069	2283	2496	2709
				Chrome, Nickel and Transparent Powder Coat				
				2300	2512	2726	2939	3152
	Description Seat: Upholstered Back: Upholstered Armcaps: Urethane	Model# SCMBPA-09H24	Product Wt 52	Standard Powder Coat				
				1979	2191	2405	2618	2830
				Chrome, Nickel and Transparent Powder Coat				
				2422	2634	2848	3061	3273
DIMENSIONS Overall Height: 36¾" Overall Width w/ armcaps: 23" w/o armcaps: 22¾" Overall Depth: 28½"		Seat Height: 24" Seat Width: 19½" Seat Depth: 20" Arm Height w/ armcaps: 31" w/o armcaps: 30¾"						

COM Yardage

Please refer to page 428.

To Order, Specify...

- 1 Model Number
- 2 Frame Color
- 3 Upholstery Selection
- 4 Urethane Armcap Color



				material >	Fabric	Fabric	Fabric	Fabric	Fabric
				grade >	GR 2 / COM	GR 3	GR 4	GR 5	GR 6
	Description	Model#	Product Wt						
	Seat: Upholstered Back: Upholstered Armcap: None	SCMBPA-01X26	49	Standard Powder Coat					
				1730	1927	2124	2321	2517	
				Chrome, Nickel and Transparent Powder Coat					
				2020	2217	2414	2611	2807	
				Standard Powder Coat					
				1852	2048	2246	2442	2639	
	Seat: Upholstered Back: Upholstered Armcap: Urethane	SCMBPA-09X26	50	Standard Powder Coat					
				1852	2048	2246	2442	2639	
				Chrome, Nickel and Transparent Powder Coat					
				2142	2338	2536	2732	2929	
				Standard Powder Coat					
				1831	2043	2257	2470	2983	
	Seat: Upholstered Back: Upholstered Armcap: None	SCMBPA-01X30	52	Standard Powder Coat					
				1831	2043	2257	2470	2983	
				Chrome, Nickel and Transparent Powder Coat					
				2121	2333	2547	2760	3273	
				Standard Powder Coat					
				1953	2165	2379	2592	2804	
	Seat: Upholstered Back: Upholstered Armcap: Urethane	SCMBPA-09X30	54	Standard Powder Coat					
				1953	2165	2379	2592	2804	
				Chrome, Nickel and Transparent Powder Coat					
				2243	2455	2669	2882	3094	
				Standard Powder Coat					
				2175	2455	2735	3015	3295	
	Seat: Upholstered Back: Upholstered Armcap: None	SCMBPA-01X42	85	Standard Powder Coat					
				2175	2455	2735	3015	3295	
				Chrome, Nickel and Transparent Powder Coat					
				2465	2745	3025	3305	3585	
				Standard Powder Coat					
				2278	2558	2838	3118	3398	
	Seat: Upholstered Back: Upholstered Armcap: Urethane	SCMBPA-09X42	87	Standard Powder Coat					
				2278	2558	2838	3118	3398	
				Chrome, Nickel and Transparent Powder Coat					
				2568	2848	3128	3408	3688	
				Standard Powder Coat					
				2568	2848	3128	3408	3688	
DIMENSIONS Overall Height: 32¾" Overall Width X26 w/ armcaps: 29¾" w/o armcaps: 29½" Overall Width X30 w/ armcaps: 33¾" w/o armcaps: 33½" Overall Width X42 w/ armcaps: 45¾" w/o armcaps: 45½" Overall Depth: 27¼" Seat Height: 19½" Seat Width X26: 26¼" Seat Width X30: 30¼" Seat Width X40: 42¼" Seat Depth: 20"									

COM Yardage
Please refer to page 428.

Finish Options
Powder Coat, Premium..... \$ 165

Custom Charges
Powder Coat Alternative (per color) OPA call

Code Price
OPA call

Socius

Tandem Chairs
Guest - Mid Back



VERSTEEL

Questions?

800 876 2120

material >
grade >

				Fabric GR 2 / COM	Fabric GR 3	Fabric GR 4	Fabric GR 5	Fabric GR 6
	Description Guest/Guest Seats: Upholstered Backs: Upholstered Armcaps: None	Model# SCSAMB-01 PP	Product Wt 63	Standard Powder Coat				
				2792	3016	3240	3464	3688
				Chrome, Nickel and Transparent Powder Coat				
				3253	3477	3701	3925	4149
	Description Guest/Guest Seats: Upholstered Backs: Upholstered Armcaps: Urethane	Model# SCSAMB-09 PP	Product Wt 66	Standard Powder Coat				
				2946	3170	3394	3618	3842
				Chrome, Nickel and Transparent Powder Coat				
				3407	3631	3855	4079	4303
	Description Guest/Guest/Guest Seats: Upholstered Backs: Upholstered Armcaps: None	Model# SCSAMB-01 PPP	Product Wt 95	Standard Powder Coat				
				3790	4098	4406	4714	5022
				Chrome, Nickel and Transparent Powder Coat				
				4406	4714	5022	5330	5638
	Description Guest/Guest/Guest Seats: Upholstered Backs: Upholstered Armcaps: Urethane	Model# SCSAMB-09 PPP	Product Wt 98	Standard Powder Coat				
				3995	4303	4611	4919	5227
				Chrome, Nickel and Transparent Powder Coat				
				4611	4919	5227	5535	5843
DIMENSIONS Overall Height: 32¾" Overall Width 2 Seats w/ armcaps: 44¾" 2 Seats w/o armcaps: 44" 3 Seats w/ armcaps: 65¾" 3 Seats w/o armcaps: 65¼" Overall Depth: 27¼"			Seat Height: 19¾" Seat Width: 19½" Seat Depth: 20" Arm Height w/ armcaps: 26¾" w/o armcaps: 26½"					





COM Yardage

Please refer to page 428.

To Order, Specify...

- 1 Model Number
- 2 Frame Color
- 3 Upholstery Selection
- 4 Urethane Armcap Color



				material > grade >	Fabric GR 2 / COM	Fabric GR 3	Fabric GR 4	Fabric GR 5	Fabric GR 6
	Description Guest/Guest Seats: Upholstered Backs: Upholstered Armcaps: None	Model# SCSAHB-01 PP	Product Wt 64	Standard Powder Coat					
				2796	3020	3244	3468	3692	
				Chrome, Nickel and Transparent Powder Coat					
				3257	3481	3705	3929	4153	
				Standard Powder Coat					
				2950	3174	3398	3622	3846	
	Description Guest/Guest Seats: Upholstered Backs: Upholstered Armcaps: Urethane	Model# SCSAHB-09 PP	Product Wt 66	Standard Powder Coat					
				2950	3174	3398	3622	3846	
				Chrome, Nickel and Transparent Powder Coat					
				3411	3635	3859	4083	4307	
				Standard Powder Coat					
				3830	4166	4502	4838	5174	
	Description Guest/Guest/Guest Seats: Upholstered Backs: Upholstered Armcaps: None	Model# SCSAHB-01 PPP	Product Wt 95	Standard Powder Coat					
				3830	4166	4502	4838	5174	
				Chrome, Nickel and Transparent Powder Coat					
				4446	4782	5118	5454	5790	
				Standard Powder Coat					
				4035	4371	4707	5043	5379	
	Description Guest/Guest/Guest Seats: Upholstered Backs: Upholstered Armcaps: Urethane	Model# SCSAHB-09 PPP	Product Wt 99	Standard Powder Coat					
				4035	4371	4707	5043	5379	
				Chrome, Nickel and Transparent Powder Coat					
				4651	4987	5323	5659	5995	
				Standard Powder Coat					
				4651	4987	5323	5659	5995	
DIMENSIONS Overall Height: 39" Overall Width 2 Seats w/ armcaps: 44" 2 Seats w/o armcaps: 44" 3 Seats w/ armcaps: 65" 3 Seats w/o armcaps: 65" Overall Depth: 27" Seat Height: 19 1/2" Seat Width: 19 1/2" Seat Depth: 20" Arm Height w/ armcaps: 26" w/o armcaps: 26 1/2"									

COM Yardage
Please refer to page 428.

Finish Options	Price
Powder Coat, Premium.....	\$ 165

Custom Charges	Code	Price
Powder Coat Alternative (per color)	OPA	call

Socius

Tandem Chairs
26" Bariatric - Mid Back



VERSTEEL

Questions?

800 876 2120

material >
grade >

				Fabric GR 2 / COM	Fabric GR 3	Fabric GR 4	Fabric GR 5	Fabric GR 6
	Description Guest/26" Bariatric Seats: Upholstered Backs: Upholstered Armcaps: None	Model# SCSAMB-01 P26	Product Wt 69	Standard Powder Coat				
				2676	2900	3124	3348	3572
				Chrome, Nickel and Transparent Powder Coat				
				3137	3361	3585	3809	4033
	Description Guest/26" Bariatric Seats: Upholstered Backs: Upholstered Armcaps: Urethane	Model# SCSAMB-09 P26	Product Wt 71	Standard Powder Coat				
				2830	3054	3278	3502	3726
				Chrome, Nickel and Transparent Powder Coat				
				3291	3515	3739	3963	4187
	Description 26" Bariatric/Guest Seats: Upholstered Backs: Upholstered Armcaps: None	Model# SCSAMB-01 26P	Product Wt 69	Standard Powder Coat				
				2676	2900	3124	3348	3572
				Chrome, Nickel and Transparent Powder Coat				
				3137	3361	3585	3809	4033
	Description 26" Bariatric/Guest Seats: Upholstered Backs: Upholstered Armcaps: Urethane	Model# SCSAMB-09 26P	Product Wt 71	Standard Powder Coat				
				2830	3054	3278	3502	3726
				Chrome, Nickel and Transparent Powder Coat				
				3291	3515	3739	3963	4187
DIMENSIONS Overall Height: 32¾" Overall Width w/ armcaps: 51¼" w/o armcaps: 50¼" Overall Depth: 27¼"				Seat Height: 19¾" Seat Width: 19½" or 26¼" Seat Depth: 20" Arm Height w/ armcaps: 26¼" w/o armcaps: 26½"				

COM Yardage

Please refer to page 428.

To Order, Specify...

- 1 Model Number
- 2 Frame Color
- 3 Upholstery Selection
- 4 Urethane Armcap Color



				material >	Fabric	Fabric	Fabric	Fabric	Fabric
				grade >	GR 2 / COM	GR 3	GR 4	GR 5	GR 6
	Description	Model#	Product Wt						
	Guest/Guest/26" Bariatric Seats: Upholstered Backs: Upholstered Armcaps: None	SCSAMB-01 PP26	100	Standard Powder Coat					
				3724	4088	4452	4816	5180	
				Chrome, Nickel and Transparent Powder Coat					
	Guest/Guest/26" Bariatric Seats: Upholstered Backs: Upholstered Armcaps: Urethane	SCSAMB-09 PP26	103	Standard Powder Coat					
				3929	4293	4657	5021	5385	
				Chrome, Nickel and Transparent Powder Coat					
	26" Bariatric/Guest/Guest Seats: Upholstered Backs: Upholstered Armcaps: None	SCSAMB-01 26PP	100	Standard Powder Coat					
				3724	4088	4452	4816	5180	
				Chrome, Nickel and Transparent Powder Coat					
	26" Bariatric/Guest/Guest Seats: Upholstered Backs: Upholstered Armcaps: Urethane	SCSAMB-09 26PP	103	Standard Powder Coat					
				3929	4293	4657	5021	5385	
				Chrome, Nickel and Transparent Powder Coat					
	Guest/26" Bariatric/Guest Seats: Upholstered Backs: Upholstered Armcaps: None	SCSAMB-01 P26P	100	Standard Powder Coat					
				3724	4088	4452	4816	5180	
				Chrome, Nickel and Transparent Powder Coat					
	Guest/26" Bariatric/Guest Seats: Upholstered Backs: Upholstered Armcaps: Urethane	SCSAMB-09 P26P	103	Standard Powder Coat					
				3929	4293	4657	5021	5385	
				Chrome, Nickel and Transparent Powder Coat					
DIMENSIONS									
Overall Height: 32¾"				Seat Height: 19"					
Overall Width				Seat Width: 19½" or 26¼"					
w/ armcaps: 72¾"				Seat Depth: 20"					
w/o armcaps: 72"				Arm Height					
Overall Depth: 27¼"				w/ armcaps: 26¾"					
				w/o armcaps: 26½"					

COM Yardage
Please refer to page 428.

Finish Options	Price
Powder Coat, Premium.....	\$ 165

Custom Charges	Code	Price
Powder Coat Alternative (per color)	OPA	call

Socius
Tandem Chairs
30" Bariatric - Mid Back







VERSTEEL

Questions?

800 876 2120

material >
grade >

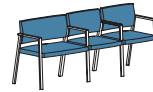
				Fabric GR 2 / COM	Fabric GR 3	Fabric GR 4	Fabric GR 5	Fabric GR 6
	Description Guest/30" Bariatric Seats: Upholstered Backs: Upholstered Armcaps: None	Model# SCSAMB-01 P30	Product Wt 72	Standard Powder Coat				
				2761	3013	3265	3517	3769
				Chrome, Nickel and Transparent Powder Coat				
				3222	3474	3726	3978	4230
	Description Guest/30" Bariatric Seats: Upholstered Backs: Upholstered Armcaps: Urethane	Model# SCSAMB-09 P30	Product Wt 74	Standard Powder Coat				
				2915	3167	3419	3671	3923
				Chrome, Nickel and Transparent Powder Coat				
				3376	3628	3880	4132	4384
	Description 30" Bariatric/Guest Seats: Upholstered Backs: Upholstered Armcaps: None	Model# SCSAMB-01 30P	Product Wt 72	Standard Powder Coat				
				2761	3013	3265	3517	3769
				Chrome, Nickel and Transparent Powder Coat				
				3222	3474	3726	3978	4230
	Description 30" Bariatric/Guest Seats: Upholstered Backs: Upholstered Armcaps: Urethane	Model# SCSAMB-09 30P	Product Wt 74	Standard Powder Coat				
				2915	3167	3419	3671	3923
				Chrome, Nickel and Transparent Powder Coat				
				3376	3628	3880	4132	4384
DIMENSIONS								
Overall Height: 32¾"		Seat Height: 19½"						
Overall Width		Seat Width: 19½" or 30¾"						
w/ armcaps: 55½"		Seat Depth: 20"						
w/o armcaps: 54¾"		Arm Height						
Overall Depth: 27¼"		w/ armcaps: 26¾"						
		w/o armcaps: 26½"						

COM Yardage

Please refer to page 428.

To Order, Specify...

- 1 Model Number
- 2 Frame Color
- 3 Upholstery Selection
- 4 Urethane Armcap Color



				material >	Fabric	Fabric	Fabric	Fabric	Fabric
				grade >	GR 2 / COM	GR 3	GR 4	GR 5	GR 6
	Description	Model#	Product Wt						
	Guest/Guest/30" Bariatric Seats: Upholstered Backs: Upholstered Armcaps: None	SCSAMB-01 PP30	103	Standard Powder Coat					
				3840	4232	4624	5016	5408	
				Chrome, Nickel and Transparent Powder Coat					
				4456	4848	5240	5632	6024	
	Guest/Guest/30" Bariatric Seats: Upholstered Backs: Upholstered Armcaps: Urethane	SCSAMB-09 PP30	106	Standard Powder Coat					
				4045	4437	4829	5221	5613	
				Chrome, Nickel and Transparent Powder Coat					
				4661	5053	5445	5837	6229	
	30" Bariatric/Guest/Guest Seats: Upholstered Backs: Upholstered Armcaps: None	SCSAMB-01 30PP	103	Standard Powder Coat					
				3840	4232	4624	5016	5408	
				Chrome, Nickel and Transparent Powder Coat					
				4456	4848	5240	5632	6024	
	30" Bariatric/Guest/Guest Seats: Upholstered Backs: Upholstered Armcaps: Urethane	SCSAMB-09 30PP	106	Standard Powder Coat					
				4045	4437	4829	5221	5613	
				Chrome, Nickel and Transparent Powder Coat					
				4661	5053	5445	5837	6229	
	Guest/30" Bariatric/Guest Seat: Upholstered Back: Upholstered Armcaps: None	SCSAMB-01 P30P	103	Standard Powder Coat					
				3840	4232	4624	5016	5408	
				Chrome, Nickel and Transparent Powder Coat					
				4456	4848	5240	5632	6024	
	Guest/30" Bariatric/Guest Seats: Upholstered Backs: Upholstered Armcaps: Urethane	SCSAMB-09 P30P	106	Standard Powder Coat					
				4045	4437	4829	5221	5613	
				Chrome, Nickel and Transparent Powder Coat					
				4661	5053	5445	5837	6229	
	DIMENSIONS Overall Height: 32¾" Overall Width w/ armcaps: 76¾" w/o armcaps: 76" Overall Depth: 27"			Seat Height: 19" Seat Width: 19½" or 30¼" Seat Depth: 20" Arm Height w/ armcaps: 26¼" w/o armcaps: 26½"					

COM Yardage
Please refer to page 428.

Finish Options
Powder Coat, Premium..... \$ 165

Custom Charges
Powder Coat Alternative (per color) OPA call

Socius

Tandem Chairs
42" Bariatric - Mid Back



VERSTEEL

Questions?

800 876 2120

material >
grade >

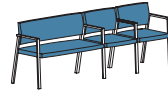
				Fabric GR 2 / COM	Fabric GR 3	Fabric GR 4	Fabric GR 5	Fabric GR 6
	Description Guest/42" Bariatric Seats: Upholstered Backs: Upholstered Armcaps: None	Model# SCSAMB-01 P42	Product Wt 78	Standard Powder Coat				
				2926	3346	3766	4186	4606
				Chrome, Nickel and Transparent Powder Coat				
				3387	3807	4227	4647	5067
	Description Guest/42" Bariatric Seats: Upholstered Backs: Upholstered Armcaps: Urethane	Model# SCSAMB-09 P42	Product Wt 81	Standard Powder Coat				
				3080	3500	3920	4340	4760
				Chrome, Nickel and Transparent Powder Coat				
				3541	3961	4381	4801	5221
	Description 42" Bariatric/Guest Seats: Upholstered Backs: Upholstered Armcaps: None	Model# SCSAMB-01 42P	Product Wt 78	Standard Powder Coat				
				2926	3346	3766	4186	4606
				Chrome, Nickel and Transparent Powder Coat				
				3387	3807	4227	4647	5067
	Description 42" Bariatric/Guest Seats: Upholstered Backs: Upholstered Armcaps: Urethane	Model# SCSAMB-09 42P	Product Wt 81	Standard Powder Coat				
				3080	3500	3920	4340	4760
				Chrome, Nickel and Transparent Powder Coat				
				3541	3961	4381	4801	5221
DIMENSIONS Overall Height: 32¾" Overall Width w/ armcaps: 67½" w/o armcaps: 66¾" Overall Depth: 27¼"				Seat Height: 19½" Seat Width: 19½" or 42¼" Seat Depth: 20" Arm Height w/ armcaps: 26¼" w/o armcaps: 26½"				

COM Yardage

Please refer to page 428.

To Order, Specify...

- 1 Model Number
- 2 Frame Color
- 3 Upholstery Selection
- 4 Urethane Armcap Color



				material >	Fabric	Fabric	Fabric	Fabric	Fabric
				grade >	GR 2 / COM	GR 3	GR 4	GR 5	GR 6
	Description	Model#	Product Wt						
	Guest/Guest/42" Bariatric Seats: Upholstered Backs: Upholstered Armcaps: None	SCSAMB-01 PP42	110	Standard Powder Coat					
				3935	4439	4943	5447	5951	
				Chrome, Nickel and Transparent Powder Coat					
				4551	5055	5559	6063	6567	
	Guest/Guest/42" Bariatric Seats: Upholstered Backs: Upholstered Armcaps: Urethane	SCSAMB-09 PP42	113	Standard Powder Coat					
				4141	4645	5149	5653	6157	
				Chrome, Nickel and Transparent Powder Coat					
				4757	5261	5765	6269	6773	
	42" Bariatric/Guest/Guest Seats: Upholstered Backs: Upholstered Armcaps: None	SCSAMB-01 42PP	110	Standard Powder Coat					
				3935	4439	4943	5447	5951	
				Chrome, Nickel and Transparent Powder Coat					
				4551	5055	5559	6063	6567	
	42" Bariatric/Guest/Guest Seats: Upholstered Backs: Upholstered Armcaps: Urethane	SCSAMB-09 42PP	113	Standard Powder Coat					
				4141	4645	5149	5653	6157	
				Chrome, Nickel and Transparent Powder Coat					
				4757	5261	5765	6269	6773	
	Guest/42" Bariatric/Guest Seats: Upholstered Backs: Upholstered Armcaps: None	SCSAMB-01 P42P	110	Standard Powder Coat					
				3935	4439	4943	5447	5951	
				Chrome, Nickel and Transparent Powder Coat					
				4551	5055	5559	6063	6567	
	Guest/42" Bariatric/Guest Seats: Upholstered Backs: Upholstered Armcaps: Urethane	SCSAMB-09 P42P	113	Standard Powder Coat					
				4141	4645	5149	5653	6157	
				Chrome, Nickel and Transparent Powder Coat					
				4757	5261	5765	6269	6773	
DIMENSIONS Overall Height: 32¾" Overall Width w/ armcaps: 88¾" w/o armcaps: 88" Overall Depth: 27¼"				Seat Height: 19½" Seat Width: 19½" or 42¼" Seat Depth: 20" Arm Height w/ armcaps: 26¾" w/o armcaps: 26½"					

COM Yardage
Please refer to page 428.

Finish Options	Price
Powder Coat, Premium.....	\$ 165

Custom Charges	Code	Price
Powder Coat Alternative (per color)	OPA	call


Maker Utility Stool Construction + Finish

Seats are 1" thick Birch plywood with a Clear Gloss or Clear Matte finish. Alternate Wood Finishes are available with an upcharge. ABS knock in glides. Stools are available in 18", 24" and 29" fixed and adjustable heights. The Adjustable height stools have a maximum height adjustment of 1 1/2".

Maker Utility + Maker A Bench Construction

The Maker Project Utility and Maker A Maple butcher block benches are 1 3/4" thick, constructed with kiln-dried, uniform-width staves face-glued in a continuous length pattern. The seat height for the bench is 18". Upholstered seat cushions may be ordered for the Maker Utility bench. If desired the Maker A bench may be specified with a fully upholstered seat.

Maker Chair + Stool Construction

The Maker Project Maple butcher block chair and stool seat and back are 1" thick, constructed with kiln-dried, uniform-width staves face-glued in a continuous length pattern. The 3/4" square tube frame has ABS knock in glides. The seat height for the chair is 18" with two stool seat heights of 24" and 29".

Finish + Sheen

The Maple butcher block bench, chair and stools are standard with a Clear Gloss or Clear Matte finish. Alternate wood finishes are available. An upcharge will apply when an alternate wood finish is specified.

Quickship Program

Available for select products in The Maker Project series, see pricing pages.

The Versteel Quickship Program consists of up to 50 tables, 25 tables with modesty panels or 100 chairs in 10 working days from time of order (received by 12pm EST). Orders must be accompanied by final material and finish specifications for order entry. They must be clearly marked "Quickship" and consist of products from the program. Quickship orders cannot be changed or cancelled, and credit approval must be acquired within 24 hours.

For additional information see Versteel.com. base style, contact Versteel Customer Service at 800.876.2120.

Additional information regarding warranty, terms and conditions, shipping, care and maintenance, etc. can be found on pages 2-6 of the All Seating price list.

Shipping Schedule**Standard Items**

Tables + Benches	5 WEEKS
Stools	3 WEEKS
Seating	3-4 WEEKS
Quickship Products	10 WORKING DAYS

Contact Versteel Customer Service for special lead time requests.

NOTE ORDERS WITH COM UPHOLSTERY WILL BE SCHEDULED UPON RECEIPT OF COM UPHOLSTERY YARDAGE

BIFMA

All Versteel products are constructed to pass the relevant ANSI/BIFMA standards. For more detailed specifications by series and base style, contact Versteel Customer Service at 800.876.2120.

Additional information regarding warranty, terms and conditions, shipping, care and maintenance, etc. can be found on pages 2-6 of the All Seating price list.

Standard Versteel Upholstery

Standard Versteel Upholstery offers a range of materials, from fabrics in a variety of colors and textures to vinyls for soil resistance. Please refer to Versteel's fabric cards or the "Materials + Finishes" section of our website for information.

Grade-in Upholstery

Versteel has coordinated with upholstery manufacturers to simplify your order process. Many of the manufacturers' offerings have been pre-approved for application on Versteel Seating.

Contact Versteel Customer Service with your selected fabric choice to be graded in. You will be supplied with the appropriate grade-in designator. On your purchase order, complete the information with the pattern name, color description and grade-in designator, and Versteel will take it from there.

Customer's Own Material

Customer's Own Materials (COM's) are not an issue on The Maker Project. Many COM's are pre-approved for application on Versteel Seating. Call Versteel Customer Service with your COM selection to determine if it has been pre-approved. If your selection has not been pre-approved, reference the "Receiving COM Approval" section below.

Receiving COM Approval

Not all materials are suitable for upholstery on The Maker Project. A 12" x 12" memo sample must be supplied for approval before a COM material is accepted for an order. If the material is directional in pattern or weave, the pattern repeat (in inches) in both directions or the weave direction must be supplied.

Excess COM

Versteel will not store excess COM for more than 30 days after the order has been completed. If excess material is to be returned after order completion, send the request to Versteel Customer Service prior to acknowledged ship date. It is the customer's responsibility to arrange for the return of the material "freight collect."

COM Requiring Application Test

If an application test is required for your selected COM, send test sample material along with the following.

1. Name and return address
2. Model selected
3. Sketch showing special requirements for the positioning of the materials' pattern on the seat and ledge, if special considerations are required.

NOTE ALL UPHOLSTERIES ARE CUT UP THE ROLL TO MAXIMIZE YIELD AND WEAR PERFORMANCE

Ship COM to:

Versteel
 2332 Cathy Lane
 Jasper, IN 47546

COM must be shipped to the factory with transportation costs "prepaid." If material is considered defective or unusable, it will be returned "transportation collect."

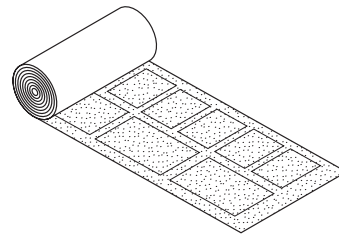
For standard lead time orders, tag fabric with purchase order number and identify with project number if possible.

Application of Directional Fabrics

Due to the upholstering process, some fabrics not considered directional by the supplier may be considered directional by Versteel.

All COM's are cut "up the roll" unless otherwise directed by the customer (see illustration below).

EXAMPLE PATTERN CUT UP THE ROLL



If special cutting or upholstery application is required, you must indicate requirement at time of order entry.

Companion COM Yardage Requirements

COM yardage requirements are calculated for chairs and stools based on a material width of 54" and a repeat of 2" or less. For material less than 54" wide, contact Versteel for yardage requirements. Use the chart below as a guide to calculate your COM yardage. For quantities greater than 20 chairs or stools, contact Versteel Customer Service for calculation of COM yardage by model.

Quantity of Units	1	2	3	4	5	6	7	8	9	10	11	12	13	14	15	16	17	18	19	20
Bench Cushion																				
Upholstered	1.5	2.0	2.5	3.5	4.0	4.5	5.0	5.5	6.5	7.0	7.5	8.0	9.0	9.5	10.0	10.5	11.0	12.0	12.5	13.0
Maker A Bench																				
Upholstered Seat - 1 Seat	1.0	1.5	2.0	2.5	3.0	3.5	4.0	4.5	5.0	5.5	6.0	6.5	7.0	7.5	8.0	8.5	8.5	9.5	9.5	10.0
Upholstered Seat - 2 Seats	1.5	2.5	3.5	4.0	5.0	5.5	6.5	7.0	9.0	10.0	10.5	11.5	12.5	13.0	14.0	14.5	15.0	15.5	16.5	18.0
Upholstered Seat - 3 Seats	2.0	3.5	4.5	6.0	7.5	8.5	10.0	11.5	12.5	14.5	16.0	17.0	19.0	20.5	21.5	23.0	24.5	25.5	27.5	29.0

Patterned COM Additional Yardage Guide

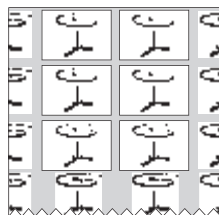
Use the guide below to aid in ordering the appropriate COM fabric when needing to match a pattern with a repeat. To use this guide, add the vertical and horizontal repeats together (e.g. a 5" vertical repeat plus an 11" horizontal repeat gives a 16" total). Then find the appropriate entry on the chart, and increase the yardage estimate by the percentage indicated.

For example: The yardage estimate is 8 yards of 54" wide fabric and the pattern has a repeat of 11" horizontal and 5" vertical. Add up the repeats (11" + 5" = 16") and find the appropriate entry - 15% in this example. Fifteen percent more fabric is required to match the pattern. 8 yards plus an extra 15% is 9.2 yards.

Fabric Width	Plain Fabric	3" - 14" Repeat	15" - 19" Repeat	20" - 27" Repeat	28" - 36" Repeat	37" - 45" Repeat	46" - 54" Repeat
54"	0%	10%	15%	20%	25%	30%	35%
50" - 52"	10%	20%	25%	30%	35%	40%	45%

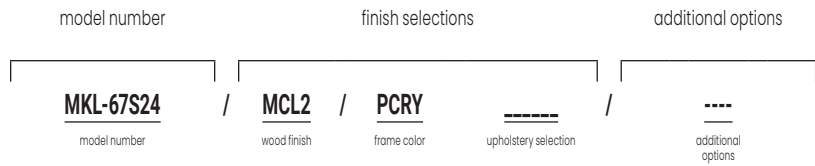
Decorative Patterns

Yardage requirements are greatly affected by the size of the repeat and the print or pattern of the material. Versteel cuts all seating patterns with aesthetic concerns in mind for high quality and consistency. Refer to the COM listing for the yardage required for pattern repeat.



To Order, Specify...

- 1 Model Number
- 2 Wood Finish
- 3 Frame Color
- 4 Upholstery Selection



A **MKL-67S24** is a The Maker Project series utility stool with a static seat, 24" seat height.

The codes **MCL2 / PCRY** specify a Clear Matte wood finish with a Crystal frame color.

Model Number **MKL-67S24**



Orders may be sent via

Mailing Address

Versteel
2332 Cathy Lane
Jasper IN 47546

Contact Versteel

Email contact@versteel.com
Phone 800 876 2120
812 634 2120
Fax 812 482 9318

Finish + Sheen

Stools, Chairs and Benches can be specified in either a Clear Matte (MCL2) or Clear Gloss (MCL3) finish.

Alternate wood finishes are available. An upcharge will apply when an alternate wood finish is specified, please reference individual pricing pages.

Alternate Wood Finishes*

Beach	WBEA
Blossom Cherry	WBLC
Brighton WalnutWBRW
Caramel Maple	WCMM
Chestnut	WCHE
Cordovan CherryWCNC
DriftWDRI
Espresso Walnut	WESW
Fawn	WFAW
Fog	WFOG
Forest	WFOR
Golden CherryWGNC
Java Cherry	WJAC
Millwork Cherry	WMWC
Pebble	WPEB
Seaside	WSEA
Solar Maple	WSLM
Sugar Maple	WSUM
Terra Cotta	WTEC
Whisper	WWHI
Stain Finish Match	OSM

*Finishes will vary from standard Versteel product when applied to Butcher Block or Birch.

Metal Processing

Studio Steel® is Versteel’s “urban fabrication” process which leaves the telltale signs of welding and assembly on the surface, highlighting a manufacturing aesthetic. Choosing a clear or transparent powder coat is recommended, allowing tonal striations (created as a result of extreme heat), natural textures, and the inherent qualities of raw steel to show through.

Powder Coat Finishes

All powder coat finishes in the Versteel offering have been formulated with the use of epoxy, polyester or epoxy and polyester blends to maximize the finish durability.
 Powder Coat – Standard n/c
 Powder Coat – Premium \$165 per chair

The Maker Project Powder Coat Colors

AlloyPALY	Mint	PMNT
AmethystPAME	Navy	PNAV
AnthracitePANT	NimbusPNIM
Black AnodizedPBLA	Nutmeg	PNUT
BronzePBRO	PacificPPAC
CalypsoPCAL	PearlPPEA
CarbonPCAR	PebblePPEB
ChampagnePCHA	PlatinumPPLA
CoconutPCOC	PoppyPPOP
◆ CopperPCOP	◆ RavenPRAV
CrimsonPCRI	RoyalPROY
◆ CrystalPCRY	SeasidePSEA
DaffodilPDAF	ShipyardPSHI
EbonyPEBO	SilverPSIL
ForestPFOR	SnowPSNO
FossilPFOS	StonePSTO
◆ GarnetPGAR	StormPSTM
◆ GoldPGOL	Terra CottaPTEC
GraphitePGRA	WhisperPWHI
◆ HopePHOP	White LinenPWHL
Kelly GreenPKEG	Powder Coat AlternativeOPA
◆ MattePMAT		
MicaPMIC		

Transparent Powder Coats (indicated by ◆)

Please note that the transparent characteristics of these powders allow all natural welds and textures inherent to raw steel to be visible.

Premium Powder Coats (indicated by ●)

Versteel’s premium process uses specially formulated powder coats for a truly unique color palette.

Finish Reference & Samples

For finish color reference, please refer to our website. Contact Versteel Customer Service to receive actual color samples for color matches and final color approval.

Powder Coat Alternative**Call for quotation**

Specify code **OPA** (*Powder Coat Alternative*), add cost from Versteel quotation

Powder Coat Alternative is available from Versteel. The entire RAL color reference along with hundreds of other color and finishes are available.

For Powder Coat Alternative matching, you must supply a color reference sample, or an RAL number. Versteel will review the sample for possible existing colors available and send a sample for customer approval. If no color match exists a custom match can be developed. Call Versteel Customer Service for associated upcharges on custom color development.

NOTE CUSTOM COLOR MATCHING APPROVALS MAY AFFECT STANDARD PRODUCTION SCHEDULES

Stain Finish Match**\$996 / one time charge per finish, per order**

Specify code **OSM** (*Stain Finish Match*), add \$996.00 list per finish, per order

Alternative Stain Finishes are available. For Stain Finish Matching you must supply two 4" x 4" finish color and grain reference samples. An expertly finish matched sample will be provided for customer approval.

NOTE CUSTOM COLOR MATCHING APPROVALS MAY AFFECT STANDARD PRODUCTION SCHEDULES









Questions?

800 876 2120

☑ Quickship Program Product





Finish Options

	Code	Price
Powder Coat - Standard		n/c
Powder Coat - Premium.....	\$	165
Clear Matte or Clear Gloss Wood Finish - Standard.....		n/c
Alternate Wood Finish	\$	77

Style	Description	Model #	Product Wt	Price	The Maker Project
Stool (Static Seat)					
18" Seat Height			☑		
	Seat - Wood	MKL-67S18	21	515	
24" Seat Height			☑		
	Seat - Wood	MKL-67S24	25	533	
29" Seat Height			☑		
	Seat - Wood	MKL-67S29	26	537	
Stool (Adjustable/ Swivel Seat)					
18" Seat Height			☑		
	Seat - Wood	MKL-67AS18	25	702	
24" Seat Height			☑		
	Seat - Wood	MKL-67AS24	29	719	
29" Seat Height			☑		
	Seat - Wood	MKL-67AS29	30	725	

Finish Options	Code	Price
Powder Coat - Standard		n/c
Powder Coat - Premium		\$ 165
Clear Matte or Clear Gloss Wood Finish - Standard.....		n/c
Alternate Wood Finish		\$ 175

Questions?
800 876 2120

Style	Description	Model #	Product Wt	Price	The Maker Project	
Chair						
18" Seat Height 	Sled Base Without Arms Seat - Wood Back - Wood	MKS-07	21	858		
Stool						
24" Seat Height 	Sled Base Without Arms Seat - Wood Back - Wood	MKS-07S24	23	902		
29" Seat Height 	Sled Base Without Arms Seat - Wood Back - Wood	MKS-07S29	25	918		


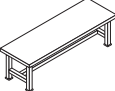
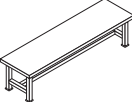



Questions?

800 876 2120

Finish Options

	Code	Price
Powder Coat - Standard		n/c
Powder Coat - Premium.....	\$	165
Clear Matte or Clear Gloss Wood Finish - Standard.....		n/c
Alternate Wood Finish	\$	369

				material > grade >					
Style	Description	Model #	Wt	Butcher Block	Fabric Grade 2 or COM	Fabric Grade 3	Fabric Grade 4	Fabric Grade 5	Fabric Grade 6
Maker Bench									
20 x 48		Seat - Wood	MKL2048-67	106	2829				
20 x 60		Seat - Wood	MKL2060-67	113	3191				
20 x 72		Seat - Wood	MKL2072-67	130	3553				
Maker Bench Cushion (Only)									
18 x 20		Qty of 1	AMKC1820	5	167	221	275	329	384

Bench To Order, Specify...

- 1 Model Number
- 2 Wood Finish
- 3 Frame Color




Cushion To Order, Specify...

- 1 Model Number
- 2 Upholstery Selection



Finish Options	Code	Price
Powder Coat - Standard		n/c
Powder Coat - Premium		\$ 165
Clear Matte or Clear Gloss Wood Finish - Standard.....		n/c
Alternate Wood Finish		\$ 369

Questions?
800 876 2120

Style	Description	Model #	Wt	material > grade >					
				Butcher Block	Fabric Grade 2 or COM	Fabric Grade 3	Fabric Grade 4	Fabric Grade 5	Fabric Grade 6
Maker A Bench									
1 Seat									
	Seat - Wood	MKA1618-67	52	2233					
	Seat - Upholstered	MKA1618-61	44		2259	2352	2446	2540	2636
2 Seats									
	Seat - Wood	MKA1640-67	81	2800					
	Seat - Upholstered	MKA1640-61	64		2557	2745	2932	3119	3310
3 Seats									
	Seat - Wood	MKA1663-67	112	3343					
	Seat - Upholstered	MKA1663-61	85		2870	3153	3434	3716	3998

- To Order, Specify...**
- 1 Model Number
 - 2 Frame Finish
 - 3 Wood Finish or Upholstery Selection

**Specifications**

4-leg base, armless with a quarter cut ash formed plywood shell. Available with a wood seat and back or with an upholstered seat pad.

Features

Thea chairs feature a keyhole back, waterfall seat and elliptical legs with round polycarbonate glides.

Shipping Schedule

All Seating

4-5 WEEKS

Contact Versteel Customer Service for special lead time requests.

NOTE CHAIR ORDERS WITH COM UPHOLSTERY WILL BE SCHEDULED UPON RECEIPT OF COM UPHOLSTERY YARDAGE

BIFMA

All Versteel products are constructed to pass the relevant ANSI/BIFMA standards. For more detailed specifications by series and base style, contact Versteel Customer Service at 800.876.2120.

Additional information regarding warranty, terms and conditions, shipping, care and maintenance, etc. can be found in the All Seating price list.

Standard Versteel Upholstery

Standard Versteel Upholstery offers a range of materials, from fabrics in a variety of colors and textures to vinyls for soil resistance. Please refer to Versteel's fabric cards or the "Materials + Finishes" section of our website for information.

Grade-in Upholstery

Versteel has coordinated with upholstery manufacturers to simplify your order process. Many of the manufacturers' offerings have been pre-approved for application on Versteel Seating.

Contact Versteel Customer Service with your selected fabric choice to be graded in. You will be supplied with the appropriate grade-in designator. On your purchase order, complete the information with the pattern name, color description and grade-in designator, and Versteel will take it from there.

Customer's Own Material

Customer's Own Materials (COM's) are not an issue on Thea. Many COM's are pre-approved for application on Versteel Seating. Call Versteel Customer Service with your COM selection to determine if it has been pre-approved. If your selection has not been pre-approved, reference the "Receiving COM Approval" section below.

Receiving COM Approval

Not all materials are suitable for upholstery on Thea. A 12" x 12" memo sample must be supplied for approval before a COM material is accepted for an order. If the material is directional in pattern or weave, the pattern repeat (in inches) in both directions or the weave direction must be supplied.

Excess COM

Versteel will not store excess COM for more than 30 days after the order has been completed. If excess material is to be returned after order completion, send the request to Versteel Customer Service prior to acknowledged ship date. It is the customer's responsibility to arrange for the return of the material "freight collect."

COM Requiring Application Test

If an application test is required for your selected COM, send test sample material along with the following.

1. Name and return address
2. Model selected
3. Sketch showing special requirements for the positioning of the materials' pattern on the seat and ledge, if special considerations are required.

NOTE ALL UPHOLSTERIES ARE CUT UP THE ROLL TO MAXIMIZE YIELD AND WEAR PERFORMANCE

Ship COM to:

Versteel
 2332 Cathy Lane
 Jasper, IN 47546

COM must be shipped to the factory with transportation costs "prepaid." If material is considered defective or unusable, it will be returned "transportation collect."

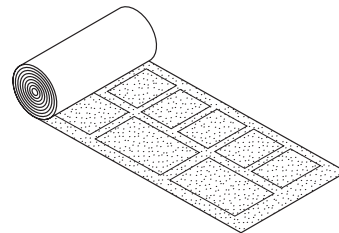
For standard lead time orders, tag fabric with purchase order number and identify with project number if possible.

Application of Directional Fabrics

Due to the upholstering process, some fabrics not considered directional by the supplier may be considered directional by Versteel.

All COM's are cut "up the roll" unless otherwise directed by the customer (see illustration below).

EXAMPLE PATTERN CUT UP THE ROLL



If special cutting or upholstery application is required, you must indicate requirement at time of order entry.

Thea COM Yardage Requirements

COM yardage requirements are calculated for chairs and stools based on a material width of 54" and a repeat of 2" or less. For material less than 54" wide, contact Versteel for yardage requirements. Use the chart below as a guide to calculate your COM yardage. For quantities greater than 20 chairs, contact Versteel Customer Service for calculation of COM yardage by model.

Quantity of Chairs	1	2	3	4	5	6	7	8	9	10	11	12	13	14	15	16	17	18	19	20	
Thea																					
Upholstered Seat Only	1.0	1.5	1.5	2.0	2.5	2.5	3.5	3.5	4.0	4.0	4.5	4.5	5.0	5.5	5.5	6.0	6.5	6.5	7.0	7.5	

Patterned COM Additional Yardage Guide

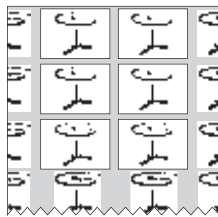
Use the guide below to aid in ordering the appropriate COM fabric when needing to match a pattern with a repeat. To use this guide, add the vertical and horizontal repeats together (e.g. a 5" vertical repeat plus an 11" horizontal repeat gives a 16" total). Then find the appropriate entry on the chart, and increase the yardage estimate by the percentage indicated.

For example: The yardage estimate is 8 yards of 54" wide fabric and the pattern has a repeat of 11" horizontal and 5" vertical. Add up the repeats (11" + 5" = 16") and find the appropriate entry - 15% in this example. Fifteen percent more fabric is required to match the pattern. 8 yards plus an extra 15% is 9.2 yards.

Fabric Width	Plain Fabric	3" - 14" Repeat	15" - 19" Repeat	20" - 27" Repeat	28" - 36" Repeat	37" - 45" Repeat	46" - 54" Repeat
54"	0%	10%	15%	20%	25%	30%	35%
50" - 52"	10%	20%	25%	30%	35%	40%	45%

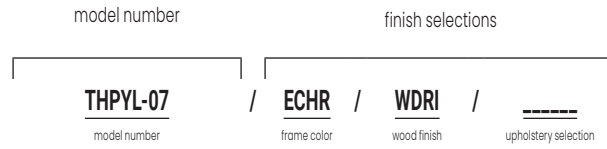
Decorative Patterns

Yardage requirements are greatly affected by the size of the repeat and the print or pattern of the material. Versteel cuts all seating patterns with aesthetic concerns in mind for high quality and consistency. Refer to the COM listing for the yardage required for pattern repeat.



To Order, Specify...

- 1 Model Number
- 2 Frame Color
- 3 Wood Finish
- 4 Upholstery Selection



A **THPYL-07** is a Thea series, armless 4-leg chair with wood seat and back.

The codes **ECHR** / **WDRI** specify a Chrome frame and Drift wood finish.

Model Number **THPYL-07**

Orders may be sent via

Mailing Address
 Versteel
 2332 Cathy Lane
 Jasper IN 47546

Contact Versteel

Email contact@versteel.com
Phone 800 876 2120
 812 634 2120
Fax 812 482 9318

Powder Coat Finishes

All powder coat finishes in the Versteel offering have been formulated with the use of epoxy, polyester or epoxy and polyester blends to maximize the finish durability.

- Powder Coat – Standardn/c
- Powder Coat – Premium. \$165 per chair

Thea Powder Coat Colors

Alloy.PALY	MintPMNT
AmethystPAME	NavyPNAV
AnthracitePANT	Nimbus.PNIM
Black Anodized.PBLA	NutmegPNUT
BronzePBRO	◆ PacificPPAC
CalypsoPCAL	PearlPPEA
Carbon.PCAR	PebblePPEB
ChampagnePCHA	● PlatinumPPLA
CoconutPCOC	Poppy.PPOP
◆ Copper.PCOP	◆ Raven.PRAV
CrimsonPCRI	RoyalPROY
◆ CrystalPCRY	SeasidePSEA
Daffodil.PDAF	ShipyardPSHI
Ebony.PEBO	SilverPSIL
Forest.PFOR	SnowPSNO
FossilPFOS	StonePSTO
◆ GarnetPGAR	Storm.PSTM
◆ Gold.PGOL	Terra CottaPTEC
GraphitePGRA	WhisperPWHI
● HopePHOP	White LinenPWHL
Kelly GreenPKEG	Powder Coat Alternative .	.OPA
◆ MattePMAT		
Mica.PMIC		

Transparent Powder Coats (indicated by ◆)

Please note that the transparent characteristics of these powders allow all natural welds and textures inherent to raw steel to be visible.

Premium Powder Coats (indicated by ●)

Versteel’s premium process uses specially formulated powder coats for a truly unique color palette.

Plated

Versteel offers two plated options: Chrome and Nickel. Chrome is our most durable finish available and is a deep luster chrome plated finish. Nickel is a plated finish with a clear coat applied for durability. An upcharge applies for plated finishes. See product pricing pages for upcharge.

- Chrome [ECHR](#)
- Nickel [ENKL](#)

Thea Seats & Backs

Seat and back are a molded multi-ply maple core with quarter-cut reconstituted Ash veneer.

Wood Finish

Versteel uses a post-catalyst varnish NDF topcoat that meets AWI (Architectural Woodwork Institute) TR6 performance standards.

Thea Wood Finishes

Beach.WBEA	Golden CherryWGNC
Blossom CherryWBLC	Java Cherry.WJAC
Brighton WalnutWBRW	Millwork Cherry.WMWC
Caramel MapleWCMM	PebbleWPEB
Chestnut.WCHE	SeasideWSEA
Cordovan CherryWCNC	Solar MapleWSLM
DriftWDRI	Sugar MapleWSUM
Espresso Walnut.WESW	Terra CottaWTEC
FawnWFAW	WhisperWWHI
FogWFOG	Stain Finish Match.OSM
Forest.WFOR		

Finish Reference & Samples

For finish color reference, please refer to our website. Contact Versteel Customer Service to receive actual color samples for color matches and final color approval.

Powder Coat Alternative**Call for quotation**

Specify code **OPA** (*Powder Coat Alternative*), add cost from Versteel quotation

Powder Coat Alternative is available from Versteel. The entire RAL color reference along with hundreds of other color and finishes are available.

For Powder Coat Alternative matching, you must supply a color reference sample, or an RAL number. Versteel will review the sample for possible existing colors available and send a sample for customer approval. If no color match exists a custom match can be developed. Call Versteel Customer Service for associated upcharges on custom color development.

NOTE CUSTOM COLOR MATCHING APPROVALS MAY AFFECT STANDARD PRODUCTION SCHEDULES

Stain Finish Match**\$996 / one time charge per finish, per order**



Specify code **OSM** (*Stain Finish Match*), add \$996.00 list per finish, per order

Alternative Stain Finishes are available. For Stain Finish Matching you must supply two 4" x 4" finish color and grain reference samples. An expertly finish matched sample will be provided for customer approval.

NOTE CUSTOM COLOR MATCHING APPROVALS MAY AFFECT STANDARD PRODUCTION SCHEDULES

Questions?

800 876 2120

				material > grade >	Fabric Grade 2 or COM	Fabric Grade 3	Fabric Grade 4	Fabric Grade 5	Fabric Grade 6	Wood
Style	Description	Model #	Product Wt							
	4-Leg Base Without Arms Seat - Wood Back - Wood	THPYL-07 	17							917
	4-Leg Base Without Arms Seat - Upholstered Back - Wood	THPYL-04 	19	1155	1162	1170	1180	1187		

COM Yardage
Refer to page 461.

To Order, Specify...

- ① Model Number
- ② Frame Color
- ③ Wood Finish
- ④ Upholstery Selection

Questions?
800 876 2120

Finish Options	Price
Chrome	\$ 165
Nickel	\$ 223
Powder Coat - Standard	n/c
Powder Coat - Premium	\$ 165

Custom Charges	
Powder Coat Alternative (per color)	OPA call
Stain Finish Match (per finish)	OSM \$ 996



Troupe seating was designed to be used with Troupe Gathering or Troupe Inline tables, however its design allows it to be paired with many Versteel table series.

Construction

Seats are 14" in diameter with a 1" thick Birch plywood Matte or Clear Gloss finish. Alternate Wood Finishes are available with an upcharge. Stools and benches have threaded glides with a nylon base. Stools are available in 18", 24" and 30" heights. The bench, available in 48", 60" and 72" lengths, has a seat height of 18".

Shipping Schedule

Stools	4 WEEKS
Benches	4 WEEKS
Quickship Products	10 WORKING DAYS

Contact Versteel Customer Service for special lead time requests.

NOTE ORDERS WITH COM UPHOLSTERY WILL BE SCHEDULED UPON RECEIPT OF COM UPHOLSTERY YARDAGE

BIFMA

All Versteel products are constructed to pass the relevant ANSI/BIFMA standards. For more detailed specifications by series and base style, contact Versteel Customer Service at 800.876.2120.

Additional information regarding warranty, terms and conditions, shipping, care and maintenance, etc. can be found in the All Seating price list.

Quickship Program

Available for select products in the Troupe series, see pricing pages.

The Versteel Quickship Program consists of up to 50 tables, 25 tables with modesty panels or 100 chairs in 10 working days from time of order (received by 12pm EST). Orders must be accompanied by final material and finish specifications for order entry. They must be clearly marked "Quickship" and consist of products from the program. Quickship orders cannot be changed or cancelled, and credit approval must be acquired within 24 hours.

For additional information see Versteel.com.

Standard Versteel Upholstery

Standard Versteel Upholstery offers a range of materials, from fabrics in a variety of colors and textures to vinyls for soil resistance. Please refer to Versteel's fabric cards, upholstery options pages in the All Seating price list, or the "Materials and Finishes" section of our website for information.

Grade-In Upholstery

Versteel has coordinated with upholstery manufacturers to simplify your order process. Many of the manufacturers' offerings have been pre-approved for application on Versteel Seating.

Contact Versteel Customer Service with your selected fabric choice to be graded in. You will be supplied with the appropriate grade-in designator. On your purchase order, complete the information with the pattern name, color description and grade-in designator, and Versteel will take it from there.

Customer's Own Material

Customer's Own Materials (COM's) are not an issue on Troupe. Many COM's are pre-approved for application on Versteel Seating. Call Versteel Customer Service with your COM selection to determine if it has been pre-approved. If your selection has not been pre-approved, reference the "Receiving COM Approval" section below.

Receiving COM Approval

Not all materials are suitable for upholstery on Troupe. A 12" x 12" memo sample must be supplied for approval before a COM material is accepted for an order. If the material is directional in pattern or weave, the pattern repeat (in inches) in both directions or the weave direction must be supplied.

Excess COM

Versteel will not store excess COM for more than 30 days after the order has been completed. If excess material is to be returned after order completion, send the request to Versteel Customer Service prior to acknowledged ship date. It is the customer's responsibility to arrange for the return of the material "freight collect."

COM Requiring Application Test

If an application test is required for your selected COM, send test sample material along with the following.

1. Name and return address
2. Model selected
3. Sketch showing special requirements for the positioning of the materials' pattern on the seat and ledge, if special considerations are required.

NOTE ALL UPHOLSTERIES ARE CUT UP THE ROLL TO MAXIMIZE YIELD AND WEAR PERFORMANCE

Ship COM to:

Versteel
2332 Cathy Lane
Jasper, IN 47546

COM must be shipped to the factory with transportation costs "prepaid." If material is considered defective or unusable, it will be returned "transportation collect."

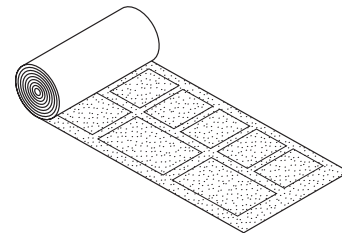
For standard lead time orders, tag fabric with purchase order number and identify with project number if possible.

Application of Directional Fabrics

Due to the upholstering process, some fabrics not considered directional by the supplier may be considered directional by Versteel.

All COM's are cut "up the roll" unless otherwise directed by the customer (see illustration below).

EXAMPLE PATTERN CUT UP THE ROLL



If special cutting or upholstery application is required, you must indicate requirement at time of order entry.

Troupe COM Yardage Requirements

COM yardage requirements are calculated for chairs and stools based on a material width of 54" and a repeat of 2" or less. For material less than 54" wide, contact Versteel for yardage requirements. Use the chart below as a guide to calculate your COM yardage. For quantities greater than 20 chairs or stools, contact Versteel Customer Service for calculation of COM yardage by model.

Quantity	1	2	3	4	5	6	7	8	9	10	11	12	13	14	15	16	17	18	19	20
Stool	1.0	1.0	1.0	1.0	1.0	1.5	2.0	2.0	2.5	2.5	2.5	3.0	3.0	3.0	3.5	3.5	3.5	4.0	4.0	4.0
48" Bench	2.0	2.0	4.0	4.0	4.0	6.0	6.0	6.0	8.0	8.0	8.0	10.0	10.0	10.0	12.0	12.0	12.0	14.0	14.0	14.0
60" Bench	2.0	2.0	4.0	4.0	4.0	6.0	6.0	6.0	8.0	8.0	8.0	10.0	10.0	10.0	12.0	12.0	12.0	14.0	14.0	14.0
72" Bench	2.5	2.5	5.0	5.0	5.0	7.5	7.5	7.5	10.0	10.0	10.0	12.5	12.5	12.5	15.0	15.0	15.0	17.5	17.5	17.5

Patterned COM Additional Yardage Guide

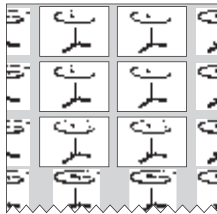
Use the guide below to aid in ordering the appropriate COM fabric when needing to match a pattern with a repeat. To use this guide, add the vertical and horizontal repeats together (e.g. a 5" vertical repeat plus an 11" horizontal repeat gives a 16" total). Then find the appropriate entry on the chart, and increase the yardage estimate by the percentage indicated.

For example: The yardage estimate is 8 yards of 54" wide fabric and the pattern has a repeat of 11" horizontal and 5" vertical. Add up the repeats (11" + 5" = 16") and find the appropriate entry - 15% in this example. Fifteen percent more fabric is required to match the pattern. 8 yards plus an extra 15% is 9.2 yards.

Fabric Width	Plain Fabric	3" - 14" Repeat	15" - 19" Repeat	20" - 27" Repeat	28" - 36" Repeat	37" - 45" Repeat	46" - 54" Repeat
54"	0%	10%	15%	20%	25%	30%	35%
50" - 52"	10%	20%	25%	30%	35%	40%	45%

Decorative Patterns

Yardage requirements are greatly affected by the size of the repeat and the print or pattern of the material. Versteel cuts all seating patterns with aesthetic concerns in mind for high quality and consistency. Refer to the COM listing for the yardage required for pattern repeat.



To Order, Specify...

- 1 Model Number
- 2 Wood Finish
- 3 Frame Color
- 4 Upholstery Selection

model number

finish selections



A **TPL-67S30** is a Troupe series stool, 30" tall with a wood seat.

The codes **MCL2 / PPOP** specify a Clear Matte finish with a Poppy frame.

Model Number TPL-67S30

Orders may be sent via
Mailing Address

Versteel
 2332 Cathy Lane
 Jasper IN 47546

Contact Versteel

Email contact@versteel.com
Phone 800 876 2120
 812 634 2120
Fax 812 482 9318

Finish + Sheen

Stools and Benches can be specified in either a Clear Matte (MCL2) or Clear Gloss (MCL3) finish.

Alternate wood finishes are available. An upcharge of \$77 list for stools and \$369 list for benches will apply when an alternate wood finish is specified.

Alternate Wood Finishes*

Beach	WBEA
Blossom Cherry	WBLC
Brighton WalnutWBRW
Caramel Maple	WCMM
Chestnut	WCHE
Cordovan CherryWCNC
DriftWDRI
Espresso WalnutWESW
FawnWFAW
FogWFOG
ForestWFOR
Golden CherryWGNC
Java CherryWJAC
Millwork Cherry	WMWC
Pebble	WPBE
SeasideWSEA
Solar MapleWSLM
Sugar MapleWSUM
Terra CottaWTEC
WhisperWWHI
Stain Finish MatchOSM

*Finishes will vary from standard Versteel product when applied to birch plywood seats.

Powder Coat Finishes

All powder coat finishes in the Versteel offering have been formulated with the use of epoxy, polyester or epoxy and polyester blends to maximize the finish durability.

Powder Coat – Standardn/c
Powder Coat – Premium	\$165 per chair

Powder Coat Colors

AlloyPALY	NavyPNAV
AmethystPAME	NimbusPNIM
AnthracitePANT	NutmegPNUT
Black AnodizedPBLA	PearlPPEA
BronzePBRO	PebblePPEB
CalypsoPCAL	PlatinumPPLA
CarbonPCAR	PoppyPPOP
ChampagnePCHA	RoyalPROY
CoconutPCOC	SeasidePSEA
CrimsonPCRI	ShipyardPSHI
DaffodilPDAF	SilverPSIL
EbonyPEBO	SnowPSNO
ForestPFOR	StonePSTO
FossilPFOS	StormPSTM
GraphitePGRA	Terra CottaPTEC
HopePHOP	WhisperPWHI
Kelly GreenPKEG	White LinenPWHL
MicaPMIC	Powder Coat AlternativeOPA
MintPMNT		

Premium Powder Coats (indicated by P)

Versteel’s premium process uses specially formulated powder coats for a truly unique color palette.

Finish Reference & Samples

For finish color reference, please refer to our website. Contact Versteel Customer Service to receive actual color samples for color matches and final color approval.

Powder Coat Alternative**Call for quotation**

Specify code **OPA** (*Powder Coat Alternative*), add cost from Versteel quotation

Powder Coat Alternative is available from Versteel. The entire RAL color reference along with hundreds of other color and finishes are available.

For Powder Coat Alternative matching, you must supply a color reference sample, or an RAL number. Versteel will review the sample for possible existing colors available and send a sample for customer approval. If no color match exists a custom match can be developed. Call Versteel Customer Service for associated upcharges on custom color development.

NOTE CUSTOM COLOR MATCHING APPROVALS MAY AFFECT STANDARD PRODUCTION SCHEDULES

Stain Finish Match**\$996 / one time charge per finish, per order**

Specify code **OSM** (*Stain Finish Match*), add \$996.00 list per finish, per order

For Stain Finish Matching you must supply two 4" x 4" finish color and grain reference samples. An expertly finish matched sample will be provided for customer approval.

NOTE CUSTOM COLOR MATCHING APPROVALS MAY AFFECT STANDARD PRODUCTION SCHEDULES






Questions?

800 876 2120

☑ Quickship Program Product

Finish Options

	Code	Price
Powder Coat - Standard		n/c
Powder Coat - Premium.....	\$	165
Clear Matte or Gloss Wood Finish - Standard.....		n/c
Alternate Wood Finish	\$	77

Style	Description	Model #	Wt	material > grade >					
				Wood	Fabric Grade 2 or COM	Fabric Grade 3	Fabric Grade 4	Fabric Grade 5	Fabric Grade 6
Stool									
18" Seat Height									
	Seat - Wood	TPL-67S18	☑ 14	424					
	Seat - Upholstered Pad	TPL-61S18	☑ 14		694	760	826	892	959
24" Seat Height									
	Seat - Wood	TPL-67S24	☑ 17	560					
	Seat - Upholstered Pad	TPL-61S24	☑ 17		847	913	980	1046	1112
30" Seat Height									
	Seat - Wood	TPL-67S30	☑ 19	592					
	Seat - Upholstered Pad	TPL-61S30	☑ 20		882	949	1015	1081	1147




To Order, Specify...

- ① Model Number
- ② Wood Finish
- ③ Frame Color
- ④ Upholstery Selection



Finish Options	Code	Price
Powder Coat - Standard		n/c
Powder Coat - Premium		\$ 165
Clear Matte or Clear Gloss Wood Finish - Standard.....		n/c
Alternate Wood Finish		\$ 369

Questions?
800 876 2120

Style	Description	Model #	Wt	material > grade >					
				Wood	Fabric Grade 2 or COM	Fabric Grade 3	Fabric Grade 4	Fabric Grade 5	Fabric Grade 6
Troupe Bench									
48" Bench 	Seat - Wood	TPL1648-67	34	1242					
	Seat - Upholstered Pad	TPL1648-61	36		1528	1597	1666	1735	1804
60" Bench 	Seat - Wood	TPL1660-67	40	1376					
	Seat - Upholstered Pad	TPL1660-61	43		1694	1762	1831	1897	1969
72" Bench 	Seat - Wood	TPL1672-67	46	1488					
	Seat - Upholstered Pad	TPL1672-61	49		1830	1898	1967	2037	2105

**Specifications**

Zayn 4-leg guest chairs, lounge chairs and stools are constructed from a steel tube frame with a reconstituted Quarter-Cut Ash plywood shell and molded polyurethane foam. Guest and lounge chairs are available with or without arms. All stools are armless and are available in either 24" or 30" seat heights.

Features

Arms have solid lumber armcaps. Guest chairs and lounge chairs are standard with high density polyethylene glides or can be specified with casters. All stools have high density polyethylene glides. A back stitch detail can be specified, see the options page for more information.

Shipping Schedule

All Seating

6 - 8 WEEKS

Contact Versteel Customer Service for special lead time requests.

NOTE CHAIR ORDERS WITH COM UPHOLSTERY WILL BE SCHEDULED UPON RECEIPT OF COM UPHOLSTERY YARDAGE

BIFMA

All Versteel products are constructed to pass the relevant ANSI/BIFMA standards. For more detailed specifications by series and base style, contact Versteel Customer Service at 800.876.2120.

Additional information regarding warranty, terms and conditions, shipping, care and maintenance, etc. can be found in the All Seating price list.

Standard Versteel Upholstery

Standard Versteel Upholstery offers a range of materials, from fabrics in a variety of colors and textures to vinyls for soil resistance. Please refer to Versteel's fabric cards or the "Materials + Finishes" section of our website for information.

Grade-in Upholstery

Versteel has coordinated with upholstery manufacturers to simplify your order process. Many of the manufacturers' offerings have been pre-approved for application on Versteel Seating.

Contact Versteel Customer Service with your selected fabric choice to be graded in. You will be supplied with the appropriate grade-in designator. On your purchase order, complete the information with the pattern name, color description and grade-in designator, and Versteel will take it from there.

Customer's Own Material

Customer's Own Materials (COM's) are not an issue on Zayn. Many COM's are pre-approved for application on Versteel Seating. Call Versteel Customer Service with your COM selection to determine if it has been pre-approved. If your selection has not been pre-approved, reference the "Receiving COM Approval" section below.

Receiving COM Approval

Not all materials are suitable for upholstery on Zayn. A 12" x 12" memo sample must be supplied for approval before a COM material is accepted for an order. If the material is directional in pattern or weave, the pattern repeat (in inches) in both directions or the weave direction must be supplied.

Excess COM

Versteel will not store excess COM for more than 30 days after the order has been completed. If excess material is to be returned after order completion, send the request to Versteel Customer Service prior to acknowledged ship date. It is the customer's responsibility to arrange for the return of the material "freight collect."

COM Requiring Application Test

If an application test is required for your selected COM, send test sample material along with the following.

1. Name and return address
2. Model selected
3. Sketch showing special requirements for the positioning of the materials' pattern on the seat and ledge, if special considerations are required.

NOTE ALL UPHOLSTERIES ARE CUT UP THE ROLL TO MAXIMIZE YIELD AND WEAR PERFORMANCE

Ship COM to:

Versteel
2332 Cathy Lane
Jasper, IN 47546

COM must be shipped to the factory with transportation costs "prepaid." If material is considered defective or unusable, it will be returned "transportation collect."


For standard lead time orders, tag fabric with purchase order number and identify with project number if possible.

Application of Directional Fabrics

Due to the upholstering process, some fabrics not considered directional by the supplier may be considered directional by Versteel.

All COM's for Zayn are railroaded unless otherwise directed by the customer (see illustration below).

EXAMPLE PATTERN CUT RAILROADED



If special cutting or upholstery application is required, you must indicate requirement at time of order entry.

Zayn COM Yardage Requirements

COM yardage requirements are calculated for chairs and stools based on a material width of 54" and a repeat of 2" or less. For material less than 54" wide, contact Versteel for yardage requirements. Use the chart below as a guide to calculate your COM yardage. For quantities greater than 10, contact Versteel Customer Service for calculation of COM yardage by chair model.

Quantity of Units	1	2	3	4	5	6	7	8	9	10
Chair & Stool										
Upholstered Seat & Back	2.0	3.0	3.5	4.5	5.5	6.5	7.0	9.5	10.0	11.5
Lounge										
Upholstered Seat & Back	2	4	4.5	5.5	7.5	8	8.5	11	12.5	13

Patterned COM Additional Yardage Guide

Use the guide below to aid in ordering the appropriate COM fabric when needing to match a pattern with a repeat. To use this guide, add the vertical and horizontal repeats together (e.g. a 5" vertical repeat plus an 11" horizontal repeat gives a 16" total). Then find the appropriate entry on the chart, and increase the yardage estimate by the percentage indicated.

For example: The yardage estimate is 8 yards of 54" wide fabric and the pattern has a repeat of 11" horizontal and 5" vertical. Add up the repeats (11" + 5" = 16") and find the appropriate entry - 15% in this example. Fifteen percent more fabric is required to match the pattern. 8 yards plus an extra 15% is 9.2 yards.

Fabric Width	Plain Fabric	3" - 14" Repeat	15" - 19" Repeat	20" - 27" Repeat	28" - 36" Repeat	37" - 45" Repeat	46" - 54" Repeat
54"	0%	10%	15%	20%	25%	30%	35%
50" - 52"	10%	20%	25%	30%	35%	40%	45%

Decorative Patterns

Yardage requirements are greatly affected by the size of the repeat and the print or pattern of the material. Versteel cuts all seating patterns with aesthetic concerns in mind for high quality and consistency. Refer to the COM listing for the yardage required for pattern repeat.

To Order, Specify...

- 1 Model Number
- 2 Shell Color
- 3 Frame Color
- 4 Upholstery Selection
- 5 Additional Options

model number

finish selections

additional options

ZALGA-03 <small>model number</small>	/	WPEB <small>shell color</small>	/	PPEB <small>frame color</small>	/	FSP Pewter <small>upholstery selection</small>	/	---- <small>additional options</small>
--	---	---	---	---	---	--	---	--

A **ZALGA-03** is a Zayn series, guest chair with a 4-leg base.

The codes **WPEB / PPEB / FSP Pewter** specify a Pebble shell and armcap color, Pebble frame color and Grade 3 Sport Pewter upholstery.

Model Number ZALGA-03

Orders may be sent via
Mailing Address

Versteel
 2332 Cathy Lane
 Jasper, IN 47546

Contact Versteel

Email contact@versteel.com
Phone 800 876 2120
 812 634 2120
Fax 812 482 9318

Zayn Seat & Back Shells

Zayn shells are molded multi-ply core with quarter-cut reconstituted Ash veneer. When a Natural Walnut stain is specified the shell will be quarter-cut European Walnut. An upcharge will apply, contact Customer Service.

Wood Finish

Versteel uses a post-catalyst varnish NDF topcoat that meets AWI (Architectural Woodwork Institute) TR6 performance standards.

Standard Zayn Wood Finishes (Shell & Armcaps)

ForestWFOR	Terra CottaWTEC
PebbleWPEB	WhisperWWHI
SeasideWSEA		

Alternate Zayn Wood Finishes (Shell & Armcaps)

BeachWBEA	FogWFOG
Blossom CherryWBLC	Golden CherryWGNC
Brighton WalnutWBRW	Java CherryWJAC
Caramel MapleWCMM	Millwork CherryWMWC
ChestnutWCHE	Natural WalnutWENW
Cordovan CherryWCNC	(European Walnut)	
DriftWDRI	Solar MapleWSLM
Espresso WalnutWESW	Sugar MapleWSUM
FawnWFAW	Stain Finish MatchOSM

NOTE SHELLS ARE RECONSTITUTED QUARTER CUT ASH (SEE ABOVE) ALL FINISHES EXCEPT NATURAL WALNUT. WHEN NATURAL WALNUT IS SPECIFIED THE SHELLS ARE EUROPEAN WALNUT.

Studio Steel®

Versteel’s “urban fabrication” process leaves the telltale signs of welding and assembly on the surface, highlighting a manufacturing aesthetic. Choosing a clear or transparent powder coat is recommended, allowing tonal striations (created as a result of extreme heat), natural textures, and the inherent qualities of raw steel to show through.

Studio Steel Process \$165 per chair

Powder Coat Finishes

All powder coat finishes in the Versteel offering have been formulated with the use of epoxy, polyester or epoxy and polyester blends to maximize the finish durability.

Powder Coat – Standard n/c
Powder Coat – Premium \$165 per chair

Standard Zayn Powder Coat Colors

ForestPFOR	Terra CottaPTEC
PebblePPEB	WhisperPWHI
SeasidePSEA		

Alternate Zayn Powder Coat Colors

AlloyPALY	MattePMAT
AmethystPAME	MicaPMIC
AnthracitePANT	MintPMNT
Black AnodizedPBLA	NavyPNAV
BronzePBRO	NimbusPNIM
CalypsoPCAL	NutmegPNUT
CarbonPCAR	PacificPPAC
ChampagnePCHA	PearlPPEA
CoconutPCOC	PlatinumPPLA
◆ CopperPCOP	PoppyPPOP
CrimsonPCRI	◆ RavenPRAV
◆ CrystalPCRY	RoyalPROY
DaffodilPDAF	ShipyardsPSHI
EbonyPEBO	SilverPSIL
FossilPFOS	SnowPSNO
◆ GarnetPGAR	StonePSTO
◆ GoldPGOL	StormPSTM
GraphitePGRA	White LinenPWHL
◆ HopePHOP	Powder Coat AlternativeOPA
Kelly GreenPKEG		

Transparent Powder Coats (indicated by ◆)

Please note that the transparent characteristics of these powders allow all natural welds and textures inherent to raw steel to be visible.

Premium Powder Coats (indicated by ●)

Versteel’s premium process uses specially formulated powder coats for a truly unique color palette.

Finish Reference & Samples

For finish color reference, please refer to our website. Contact Versteel Customer Service to receive actual color samples for color matches and final color approval.

Powder Coat Alternative**Call for quotation**

Specify code **OPA** (*Powder Coat Alternative*), add cost from Versteel quotation

Powder Coat Alternative is available from Versteel. The entire RAL color reference along with hundreds of other color and finishes are available.

For Powder Coat Alternative matching, you must supply a color reference sample, or an RAL number. Versteel will review the sample for possible existing colors available and send a sample for customer approval. If no color match exists a custom match can be developed. Call Versteel Customer Service for associated upcharges on custom color development.

NOTE CUSTOM COLOR MATCHING APPROVALS MAY AFFECT STANDARD PRODUCTION SCHEDULES

Stain Finish Match**\$996 / one time charge per finish, per order**

Specify code **OSM** (*Stain Finish Match*), add \$996.00 list per finish, per order

Alternative Stain Finishes are available. For Stain Finish Matching you must supply two 4" x 4" finish color and grain reference samples. An expertly finish matched sample will be provided for customer approval.

NOTE CUSTOM COLOR MATCHING APPROVALS MAY AFFECT STANDARD PRODUCTION SCHEDULES

Back Stitch Detail

\$149 / Chair



Specify code **SBSD01** (Back Stitch Detail), add \$149.00 list per chair

The upholstered back is available with an optional square pattern stitch detail.




Questions?

800 876 2120



Model #	Description	Dimensions	Product Wt	material >	Fabric	Fabric	Fabric	Fabric	Fabric
				grade >	Grade 2 or COM	Grade 3	Grade 4	Grade 5	Grade 6
ZALG-01 	4-Leg Base Without Arms Glides Wood Shell Seat - Upholstered Back - Upholstered	Overall Height: 30" Overall Width: 19 1/4" Overall Depth: 22 7/16" Seat Height: 17 3/4" Seat Width: 18 7/8" Seat Depth: 17 5/16"	19		1325	1488	1649	1812	1974
ZALGA-03 	4-Leg Base With Arms Glides Wood Shell Seat - Upholstered Back - Upholstered Armcaps - Wood	Overall Height: 30" Overall Width: 22 1/2" Overall Depth: 22 7/16" Seat Height: 17 3/4" Seat Width: 18 7/8" Seat Depth: 17 5/16" Arm Height: 24 7/8"	23		1529	1692	1853	2016	2177

To Order, Specify...

- ① Model Number
- ② Shell Color
- ③ Frame Color
- ④ Upholstery Selection
- ⑤ Additional Options



Questions?
800 876 2120

Model #	Description	Dimensions	Product Wt	material > grade >	Fabric Grade 2 or COM	Fabric Grade 3	Fabric Grade 4	Fabric Grade 5	Fabric Grade 6
 ZALC-01	4-Leg Base Without Arms Casters Wood Shell Seat - Upholstered Back - Upholstered	Overall Height: 30" Overall Width: 19 1/4" Overall Depth: 22 7/16" Seat Height: 17 3/4" Seat Width: 18 7/8" Seat Depth: 17 5/16"	19		1433	1595	1757	1919	2080
 ZALCA-03	4-Leg Base With Arms Casters Wood Shell Seat - Upholstered Back - Upholstered Armcaps - Wood	Overall Height: 30" Overall Width: 22 1/2" Overall Depth: 22 7/16" Seat Height: 17 3/4" Seat Width: 18 7/8" Seat Depth: 17 5/16" Arm Height: 24 7/8"	23		1634	1796	1959	2122	2283

Leg Finish	Price
Powder Coat - Standard	n/c
Powder Coat - Premium	\$ 165



Options	Code	Price
Back Stitch Detail	SBSD01	\$ 149

Custom Charges	Code	Price
Powder Coat Alternative (per color)	OPA	call
Stain Finish Match (per finish)	OSM	\$ 996



Questions?

800 876 2120


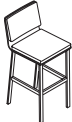
Model #	Description	Dimensions	Product Wt	material >	Fabric	Fabric	Fabric	Fabric	Fabric
				grade >	Grade 2 or COM	Grade 3	Grade 4	Grade 5	Grade 6
 ZALG-01L17	4-Leg Base Without Arms Glides Wood Shell Seat - Upholstered Back - Upholstered	Overall Height: 27 ³ / ₈ " Overall Width: 21 ¹ / ₈ " Overall Depth: 24" Seat Height: 16 ¹ / ₂ " Seat Width: 21 ³ / ₈ " Seat Depth: 18 ¹ / ₂ "	20		1392	1563	1732	1903	2074
 ZALGA-03L17	4-Leg Base With Arms Glides Wood Shell Seat - Upholstered Back - Upholstered Arm caps - Wood	Overall Height: 27 ³ / ₈ " Overall Width: 25" Overall Depth: 24" Seat Height: 16 ¹ / ₂ " Seat Width: 21 ³ / ₈ " Seat Depth: 18 ¹ / ₂ " Arm Height: 21 ¹ / ₁₆ "	24		1607	1776	1946	2118	2286

To Order, Specify...

- ① Model Number
- ② Shell Color
- ③ Frame Color
- ④ Upholstery Selection
- ⑤ Additional Options



Questions?
800 876 2120

Model #	Description	Dimensions	Product Wt	material >	Fabric	Fabric	Fabric	Fabric	Fabric
				grade >	Grade 2 or COM	Grade 3	Grade 4	Grade 5	Grade 6
 ZALG-01S24	4-Leg Base 24" Seat Height Without Arms Glides Wood Shell Seat - Upholstered Back - Upholstered	Overall Height: 34 1/4" Overall Width: 16 7/8" Overall Depth: 20 1/8" Seat Height: 24" Seat Width: 16 3/8" Seat Depth: 15 7/16"	22		1532	1705	1874	2044	2215
 ZALG-01S30	4-Leg Base 30" Seat Height With Arms Glides Wood Shell Seat - Upholstered Back - Upholstered	Overall Height: 40 1/4" Overall Width: 16 7/8" Overall Depth: 20 1/8" Seat Height: 30" Seat Width: 16 3/8" Seat Depth: 15 7/16"	24		1541	1712	1883	2053	2223

Leg Finish	Price	Options	Code	Price	Custom Charges	Code	Price
Powder Coat - Standard	n/c	Back Stitch Detail	SBSD01	\$ 149	Powder Coat Alternative (per color)	OPA	call
Powder Coat - Premium	\$ 165				Stain Finish Match (per finish)	OSM	\$ 996



Specifications

Zuri chairs and stools are available with 4-legs or sled base. All chairs and stools, with the exception of the low back stool, can be ordered with or without arms. Shell cores are composed of high-density hardwood ply such as birch, beech or maple, which is then molded with veneer. Zuri standard exterior veneer is Maple. Shell edges are left natural and exposed. The molded plywood shell can be specified fully upholstered or with a veneer face. The veneer face can be specified in veneer finish or in a Benjamin Moore Paint color. An upholstered seat pad is available on veneer chairs and stools. It is not available on the low back stool.

Features

The 4-leg chairs and stools feature nickel plated steel glides, while the sled base chairs and stools have polycarbonate glides. Chairs are stackable for compact storage. 4-Leg and sled base guest chairs can be stacked on the floor or on the Zuri Chair Trolley. Stools can be stacked on the floor only. See below for stacking information.

Stacking Information

Floor

Sled Base 4 (4 if seats are upholstered)
 Guest Chair 4 (4 if seats are upholstered)
 Stool 2 or 3 (floor only)

Trolley

Sled Base Chair 12 (6 if seats are upholstered)
 Guest Chair 12 (6 if seats are upholstered)

Shipping Schedule

Veneer Shell	4-5 WEEKS
Upholstered	3-5 WEEKS

Contact Versteel Customer Service for special lead time requests.

NOTE CHAIR ORDERS WITH COM UPHOLSTERY WILL BE SCHEDULED UPON RECEIPT OF COM UPHOLSTERY YARDAGE

NOTE ZURI HAS A MINIMUM ORDER QUANTITY OF TWELVE

BIFMA

All Versteel products are constructed to pass the relevant ANSI/BIFMA standards. For more detailed specifications by series and base style, contact Versteel Customer Service at 800.876.2120.

Additional information regarding warranty, terms and conditions, shipping, care and maintenance, etc. can be found in the All Seating price list.

Zuri Seating
Armless / Arm
Chair Dimensions

Overall height: 33"

Overall width w/o arms: 20 5/8"

Overall width w/ armcaps: 24 1/2"

Overall depth: 21"

Seat height: 17"

Seat width: 17 1/4"

Seat depth: 16"

Between arms: 22 1/2"

Arm height w/ armcaps: 26"


Key Description

- ① molded plywood shell, 7/16" cross-banded, veneer face
- ② base frame 5/8" o.d., 12 gauge steel tube
- ③ flat glide, clear polycarbonate
- ④ arms are 7/16" cross-banded plywood with veneer face

Zuri Stool - 24"

Stool Dimensions
 Overall height: 36½" (Low Back 29½")
 Overall width w/o arms: 20 7/8"
 Overall width w/ armcaps: 24½"
 Overall depth: 21"
 Seat height: 24"
 Seat width: 17 1/4"
 Seat depth: 16"
 Between arms: 22½"
 Arm height w/ armcaps: 32"



Zuri Stool - 29"

Stool Dimensions
 Overall height: 41½" (Low Back 35½")
 Overall width w/o arms: 20"
 Overall width w/ armcaps: 24½"
 Overall depth: 21"
 Seat height: 29"
 Seat width: 17 1/4"
 Seat depth: 16"
 Between arms: 22½"
 Arm height w/ armcaps: 38"



Stacking (Trolley)

Sled Base Chair 12 (6 if seats are upholstered)
 Guest Chair 12 (6 if seats are upholstered)

Stacking (Floor)

Sled Base Chair 4 (4 if seats are upholstered)
 Guest Chair with or without casters 4 (4 if seats are upholstered)
 All Stools 2 or 3

Standard Versteel Upholstery

Standard Versteel Upholstery offers a range of materials, from fabrics in a variety of colors and textures to vinyls for soil resistance. Please refer to Versteel's fabric cards or the "Materials + Finishes" section of our website for information.

Grade-in Upholstery

Versteel has coordinated with upholstery manufacturers to simplify your order process. Many of the manufacturers' offerings have been pre-approved for application on Versteel Seating.

Contact Versteel Customer Service with your selected fabric choice to be graded in. You will be supplied with the appropriate grade-in designator. On your purchase order, complete the information with the pattern name, color description and grade-in designator, and Versteel will take it from there.

Customer's Own Material

Customer's Own Materials (COM's) are not an issue on Zuri. Many COM's are pre-approved for application on Versteel Seating. Call Versteel Customer Service with your COM selection to determine if it has been pre-approved. If your selection has not been pre-approved, reference the "Receiving COM Approval" section below.

Receiving COM Approval

Not all materials are suitable for upholstery on Zuri. A 12" x 12" memo sample must be supplied for approval before a COM material is accepted for an order. If the material is directional in pattern or weave, the pattern repeat (in inches) in both directions or the weave direction must be supplied.

Excess COM

Versteel will not store excess COM for more than 30 days after the order has been completed. If excess material is to be returned after order completion, send the request to Versteel Customer Service prior to acknowledged ship date. It is the customer's responsibility to arrange for the return of the material "freight collect."

COM Requiring Application Test

If an application test is required for your selected COM, send test sample material along with the following.

1. Name and return address
2. Model selected
3. Sketch showing special requirements for the positioning of the materials' pattern on the seat and ledge, if special considerations are required.

NOTE ALL UPHOLSTERIES ARE CUT UP THE ROLL TO MAXIMIZE YIELD AND WEAR PERFORMANCE

Ship COM to:

Versteel
2332 Cathy Lane
Jasper, IN 47546

COM must be shipped to the factory with transportation costs "prepaid." If material is considered defective or unusable, it will be returned "transportation collect."

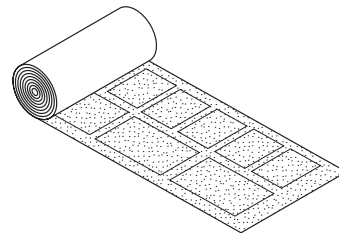
For standard lead time orders, tag fabric with purchase order number and identify with project number if possible.

Application of Directional Fabrics

Due to the upholstering process, some fabrics not considered directional by the supplier may be considered directional by Versteel.

All COM's are cut "up the roll" unless otherwise directed by the customer (see illustration below).

EXAMPLE PATTERN CUT UP THE ROLL



If special cutting or upholstery application is required, you must indicate requirement at time of order entry.

Zuri COM Yardage Requirements

COM yardage requirements are calculated for chairs and stools based on a material width of 54" and a repeat of 2" or less. For material less than 54" wide, contact Versteel for yardage requirements. Use the chart below as a guide to calculate your COM yardage. For quantities greater than what is listed below, contact Versteel Customer Service for calculation of COM yardage by model.

Quantity of Chairs or Stools	1	2	3	4	5	6	7	8	9	10	11	12	13	14	15	16	17	18	19	20
Zuri																				
Chair																				
Uph Seat & Back(one piece)	1.5	3.0	3.5	4.5	5.5	6.5	7.0	8.0	8.5	10.0	10.5	11.5	12.0	13.0	14.0	15.0	16.5	17.0	18.5	19.0
Stool																				
Uph Seat & Back(one piece)	1.5	2.0	3.0	4.0	4.0	5.0	5.5	6.5	7.0	8.0	8.0	9.0	9.5	10.5	10.5	11.5	12.0	13.0	13.5	14.5
Low Back Stool																				
Uph Seat & Back(one piece)	1.5	2.0	2.5	3.0	3.5	4.5	5.0	5.5	6.0	6.5	7.0	7.5	8.0	9.0	9.5	10.0	10.5	11.0	11.5	12.0
Chair & Stool																				
Uph Seat Pad Only	1.0	1.5	1.5	2.0	2.0	2.5	2.5	3.0	3.0	3.5	3.5	4.5	4.5	5.0	5.0	5.5	5.6	6.0	6.0	6.5

Patterned COM Additional Yardage Guide

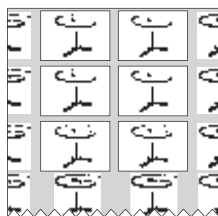
Use the guide below to aid in ordering the appropriate COM fabric when needing to match a pattern with a repeat. To use this guide, add the vertical and horizontal repeats together (e.g. a 5" vertical repeat plus an 11" horizontal repeat gives a 16" total). Then find the appropriate entry on the chart, and increase the yardage estimate by the percentage indicated.

For example: The yardage estimate is 8 yards of 54" wide fabric and the pattern has a repeat of 11" horizontal and 5" vertical. Add up the repeats (11" + 5" = 16") and find the appropriate entry - 15% in this example. Fifteen percent more fabric is required to match the pattern. 8 yards plus an extra 15% is 9.2 yards.

Fabric Width	Plain Fabric	3" - 14" Repeat	15" - 19" Repeat	20" - 27" Repeat	28" - 36" Repeat	37" - 45" Repeat	46" - 54" Repeat
54"	0%	10%	15%	20%	25%	30%	35%
50" - 52"	10%	20%	25%	30%	35%	40%	45%

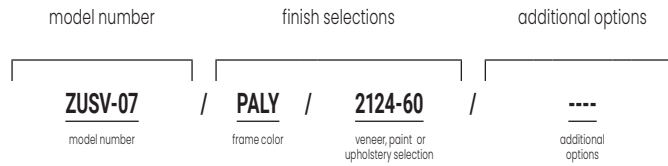
Decorative Patterns

Yardage requirements are greatly affected by the size of the repeat and the print or pattern of the material. Versteel cuts all seating patterns with aesthetic concerns in mind for high quality and consistency. Refer to the COM listing for the yardage required for pattern repeat.



To Order, Specify...

- 1 Model Number
- 2 Frame Color
- 3 Veneer Finish/Paint or Upholstery Selection
- 4 Additional Options



A **ZUSV-07** is a Zuri series, armless sled base chair with a veneer seat and back.

The codes **PALY / 2124-60** specify an Alloy frame and Benjamin Moore 4810-60 paint color.

Model Number ZUSV-07

Orders may be sent via
Mailing Address

Versteel
2332 Cathy Lane
Jasper, IN 47546

Contact Versteel

Email contact@versteel.com
Phone 800 876 2120
812 634 2120

Studio Steel®

Versteel’s “urban fabrication” process leaves the telltale signs of welding and assembly on the surface, highlighting a manufacturing aesthetic. Choosing a clear or transparent powder coat is recommended, allowing tonal striations (created as a result of extreme heat), natural textures, and the inherent qualities of raw steel to show through.

Studio Steel Process \$165 per chair

Powder Coat Finishes

All powder coat finishes in the Versteel offering have been formulated with the use of epoxy, polyester or epoxy and polyester blends to maximize the finish durability.

Powder Coat – Standard n/c

Powder Coat – Premium. \$165 per chair

Zuri Powder Coat Colors

Alloy	PALY	Mint	PMNT
Amethyst	PAME	Navy	PNAV
Anthracite	PANT	Nimbus.	PNIM
Black Anodized.	PBLA	Nutmeg	PNUT
Bronze	PBRO	◆ Pacific	PPAC
Calypso	PCAL	Pearl	PPEA
Carbon.	PCAR	Pebble	PPEB
Champagne	PCHA	Ⓟ Platinum	PPLA
Coconut	PCOC	Poppy.	PPOP
◆ Copper.	PCOP	◆ Raven.	PRAV
Crimson	PCRI	Royal	PROY
◆ Crystal	PCRY	Seaside	PSEA
Daffodil.	PDAF	Shipyard	PSHI
Ebony	PEBO	Silver	PSIL
Forest.	PFOR	Snow	PSNO
Fossil	PFOS	Stone	PSTO
◆ Garnet	PGAR	Storm.	PSTM
◆ Gold.	PGOL	Terra Cotta	PTEC
Graphite	PGRA	Whisper	PWHI
Ⓟ Hope	PHOP	White Linen	PWHL
Kelly Green	PKEG	Powder Coat Alternative .	OPA
◆ Matte	PMAT		
Mica.	PMIC		

Transparent Powder Coats (indicated by ◆)

Please note that the transparent characteristics of these powders allow all natural welds and textures inherent to raw steel to be visible.

Premium Powder Coats (indicated by Ⓟ)

Versteel’s premium process uses specially formulated powder coats for a truly unique color palette.

Plated

Versteel offers two plated options: Chrome and Nickel. Chrome is our most durable finish available and is a deep luster chrome plated finish. Nickel is a plated finish with a clear coat applied for durability. An upcharge applies for plated finishes. See product pricing pages for upcharge.

Chrome ECHR

Nickel ENKL

Zuri Shells

Shell cores are composed of high-density hardwood ply such as birch, beech or maple, which is then molded with veneer. Zuri standard exterior veneer is Maple. Veneer shells can be specified in a standard Versteel Wood Finish or with a Benjamin Moore paint color which is applied to the outer surface of the shell. A topcoat is applied for added durability when a paint color is specified. Shell edges are left natural and exposed.

Standard Versteel Upholstery

Versteel offers a wide range of materials from fabrics in a variety of colors and textures, to vinyls for soil resistance. Please refer to Versteel’s fabric cards or the “Materials and Finishes” section of our website for reference information. versteel.com

Wood Finish

Versteel uses a post-catalyst varnish NDF topcoat that meets AWI (Architectural Woodwork Institute) TR6 performance standards.

Zuri Wood Finishes

Beach.	WBEA	Golden Cherry	WGNC
Blossom Cherry	WBLC	Java Cherry.	WJAC
Brighton Walnut	WBRW	Millwork Cherry.	WMWC
Caramel Maple	WCMM	Pebble	WPEB
Chestnut.	WCHE	Seaside	WSEA
Cordovan Cherry	WCNC	Solar Maple	WSLM
Drift	WDRI	Sugar Maple	WSUM
Espresso Walnut.	WESW	Terra Cotta	WTEC
Fawn	WFAW	Whisper	WWHI
Fog	WFOG	Stain Finish Match.	OSM
Forest.	WFOR		

Powder Coat Alternative**Call for quotation**

Specify code **OPA** (*Powder Coat Alternative*), add cost from Versteel quotation

Powder Coat Alternative is available from Versteel. The entire RAL color reference along with hundreds of other color and finishes are available.

For Powder Coat Alternative matching, you must supply a color reference sample, or an RAL number. Versteel will review the sample for possible existing colors available and send a sample for customer approval. If no color match exists a custom match can be developed. Call Versteel Customer Service for associated upcharges on custom color development.

NOTE CUSTOM COLOR MATCHING APPROVALS MAY AFFECT STANDARD PRODUCTION SCHEDULES

Stain Finish Match**\$996 / one time charge per finish, per order**

Specify code **OSM** (*Stain Finish Match*), add \$996.00 list per finish, per order

Alternative Stain Finishes are available. For Stain Finish Matching you must supply two 4" x 4" finish color and grain reference samples. An expertly finish matched sample will be provided for customer approval.

NOTE CUSTOM COLOR MATCHING APPROVALS MAY AFFECT STANDARD PRODUCTION SCHEDULES

Hard Surface Glides - Nylon (set of 4)**\$23 / chair or stool**

Specify code **GLD30** (Hard Surface Glides - Nylon), add \$23 list per chair or stool.



Glide surface is nylon and designed for use on hard surface flooring. See individual product pages for availability and ordering code.

Hard Surface Glides - Felt (set of 4)**\$23 / chair or stool**

Specify code **GLD31** (Hard Surface Glides - Felt), add \$23 list per chair or stool.



Glide surface is felt and designed for use on hard surface flooring. See individual product pages for availability and ordering code.

Felt Hard Surface Replacement Caps (set of 4)**\$23 / chair or stool**

Specify code **ABGFR** (Felt Hard Surface Replacement Caps), add \$23 list per chair or stool

Felt replacement caps for felt hard surface glides.

Accessory Glide Replacement Tool**\$26 / tool**

Specify code **AGRT** (Accessory Glide Replacement Tool), add \$26 list per tool

Use to remove worn felt hard surface glide caps.

Chair Trolley - Zuri**\$906 / each**

Specify code **ACTZU** (Chair Trolley - Zuri), add \$906 list each



Zuri 4-Leg (with or without casters) or Sled chairs stack 12 high. Trolley with push handle and stack of 12 chairs measures approximately 27" w x 50" d x 77" h.

STACKING INFORMATION - ZURI CHAIRS STACK 4 HIGH ON THE FLOOR. STOOLS STACK 2 OR 3 HIGH ON THE FLOOR (NONE ON THE TROLLEY).



Questions?

800 876 2120

				material > grade >	Laminate	Fabric Grade 2 or COM	Fabric Grade 3	Fabric Grade 4	Fabric Grade 5	Fabric Grade 6
Style	Description	Model #	Product Wt							
Sled	Sled Chair Without Arms Shell - Laminate 	ZUSL-07	20	663						
	Sled Chair With Arms Shell - Laminate Armcaps - Laminate 	ZUSLA-08	24	938						
	Sled Chair Without Arms Shell - Laminate Seat Pad - Upholstered 	ZUSL-04	22		878	978	1069	1156	1245	
	Sled Chair With Arms Shell - Laminate Armcaps - Laminate Seat Pad - Upholstered 	ZUSLA-04	26		1154	1253	1344	1433	1521	

DISCONTINUED

Minimum order of twelve (12) Zuri, contact Customer Service for additional information

Pionite and Nevamar laminate are not available on Zuri

Stacking

Refer to page 490.

COM Yardage

Refer to page 495.




To Order, Specify...

- ① Model Number
- ② Frame Color
- ③ Laminate Selection
- ④ Upholstery Selection
- ⑤ Additional Options



Questions?

800 876 2120

Style	Description	Model #	Product Wt	material > grade >						
				Laminate	Fabric Grade 2 or COM	Fabric Grade 3	Fabric Grade 4	Fabric Grade 5	Fabric Grade 6	
4-Leg	4-Leg Chair Without Arms Shell - Laminate 	ZULL-07	18	663						
	4-Leg Chair With Arms Shell - Laminate Armcaps - Laminate 	ZULLA-08	22	938						
	4-Leg Chair Without Arms Shell - Laminate Seat Pad - Upholstered 	ZULL-04	20		878	978	1069	1156	1245	
	4-Leg Chair With Arms Shell - Laminate Armcaps - Laminate Seat Pad - Upholstered 	ZULLA-04	24		1154	1253	1344	1433	1521	

Minimum order of twelve (12) Zuri, contact Customer Service for additional information.

Pionite and Nevamar laminate are not available on Zuri

Stacking

Refer to page 490.

COM Yardage

Refer to page 495.

Finish Options

Chrome	\$ 165
Nickel	\$ 223
Powder Coat - Standard	n/c
Powder Coat - Premium	\$ 165

Frame Options

Hard Surface Glides - Nylon (set of 4)	GLD30	\$ 23
Hard Surface Glides - Felt (set of 4)	GLD31	\$ 23

Accessories

Chair Trolley	ACTZU	\$ 906
---------------------	-------	--------

Custom Charges

Powder Coat Alternative (per color)	OPA	call
---	-----	------

DISCONTINUED





Zuri
Sled Chair
Veneer



VERSTEEL

Questions?

800 876 2120

				material > grade >	Veneer	Fabric Grade 2 or COM	Fabric Grade 3	Fabric Grade 4	Fabric Grade 5	Fabric Grade 6
Style	Description	Model #	Product Wt							
Sled	Sled Chair Without Arms Shell - Veneer 	ZUSV-07	20	583						
	Sled Chair With Arms Shell - Veneer Armcaps - Veneer 	ZUSVA-08	24	808						
	Sled Chair Without Arms Shell - Veneer Seat Pad - Upholstered 	ZUSV-04	22		798	898	988	1076	1166	
	Sled Chair With Arms Shell - Veneer Armcaps - Veneer Seat Pad - Upholstered 	ZUSVA-04	26		1023	1123	1212	1300	1391	

Minimum order of twelve (12) Zuri, contact Customer Service for additional information

Stacking

Refer to page 490.

COM Yardage





Refer to page 495.

To Order, Specify...

- ① Model Number
- ② Frame Color
- ③ Veneer Finish / Benjamin Moore Paint Color
- ④ Upholstery Selection
- ⑤ Additional Options



Questions?
800 876 2120

				material > grade >	Veneer	Fabric Grade 2 or COM	Fabric Grade 3	Fabric Grade 4	Fabric Grade 5	Fabric Grade 6
Style	Description	Model #	Product Wt							
4-Leg	4-Leg Chair Without Arms Shell - Veneer 	ZULV-07	18	583						
	4-Leg Chair With Arms Shell - Veneer Armcaps - Veneer 	ZULVA-08	22	808						
	4-Leg Chair Without Arms Shell - Veneer Seat Pad - Upholstered 	ZULV-04	20		798	898	988	1076	1166	
	4-Leg Chair With Arms Shell - Veneer Armcaps - Veneer Seat Pad - Upholstered 	ZULVA-04	24		1023	1123	1212	1300	1391	

Minimum order of twelve (12) Zuri, contact Customer Service for additional information

Stacking

Refer to page 490.

COM Yardage

Refer to page 495.

Finish Options

Chrome	\$ 165
Nickel	\$ 223
Powder Coat - Standard	n/c
Powder Coat - Premium	\$ 165

Frame Options

Hard Surface Glides - Nylon (set of 4).....	GLD30	\$ 23
Hard Surface Glides - Felt (set of 4).....	GLD31	\$ 23

Accessories

Chair Trolley.....	ACTZU	\$ 906
--------------------	-------	--------

Custom Charges

Powder Coat Alternative (per color)	OPA	call
Stain Finish Match (per finish).....	OSM	\$ 996

Zuri
Sled Chair
Upholstered



Questions?

800 876 2120

				material > grade >	Fabric Grade 2 or COM	Fabric Grade 3	Fabric Grade 4	Fabric Grade 5	Fabric Grade 6
Style	Description	Model #	Product Wt						
Sled	Sled Chair Without Arms Shell - Upholstered 	ZUS-01	20	1117	1295	1473	1652	1831	
	Sled Chair With Arms Shell - Upholstered Armcaps - Laminate 	ZUSA-03L	24	1391	1569	1748	1928	2106	
	Sled Chair With Arms Shell - Upholstered Armcaps - Veneer 	ZUSA-03V	24	1261	1440	1617	1799	1975	

DISCONTINUED

Minimum order of twelve (12) Zuri, contact Customer Service for additional information

Stacking

Refer to page 490.

COM Yardage

Refer to page 495.

To Order, Specify...

- 1 Model Number
- 2 Frame Color
- 3 Upholstery Selection

For Armcaps...

- 4 Veneer Finish / Benjamin Moore Paint Color
- 5 Additional Options



Questions?

800 876 2120

Style	Description	Model #	Product Wt	material >	Fabric	Fabric	Fabric	Fabric	Fabric
				grade >	Grade 2 or COM	Grade 3	Grade 4	Grade 5	Grade 6
4-Leg	4-Leg Chair Without Arms Shell - Upholstered	ZUL-01	18		1117	1295	1473	1652	1831
	4-Leg Chair With Arms Shell - Upholstered Armcaps - Laminate	ZULA-03L	22		1391	1569	1748	1928	2106
	4-Leg Chair With Arms Shell - Upholstered Armcaps - Veneer	ZULA-03V	22		1261	1440	1617	1799	1975

DISCONTINUED

Minimum order of twelve (12) Zuri, contact Customer Service for additional information

Stacking

Refer to page 490.

COM Yardage

Refer to page 495.

Finish Options

Chrome	Price	\$ 165
Nickel		\$ 223
Powder Coat - Standard		n/c
Powder Coat - Premium		\$ 165

Frame Options

Hard Surface Glides - Nylon (set of 4).....	Code	GLD30	Price	\$ 23
Hard Surface Glides - Felt (set of 4).....		GLD31		\$ 23

Chair Trolley

Chair Trolley.....	Code	ACTZU	Price	\$ 906
--------------------	------	-------	-------	--------

Custom Charges






Powder Coat Alternative (per color)	OPA	call
Stain Finish Match (per finish).....	OSM	\$ 996

Zuri
Sled Stool - 24"
Laminate



Questions?

800 876 2120

				material > grade >	Laminate	Fabric Grade 2 or COM	Fabric Grade 3	Fabric Grade 4	Fabric Grade 5	Fabric Grade 6
Style	Description	Model #	Product Wt							
Sled	Sled Stool 24" Seat Height Low Back Without Arms Shell - Laminate 	ZUSL-07S24L	18	867						
	Sled Stool 24" Seat Height Without Arms Shell - Laminate 	ZUSL-07S24	20	867						
	Sled Stool 24" Seat Height With Arms Shell - Laminate Armcaps - Laminate 	ZUSLA-08S24	24	1143						
	Sled Stool 24" Seat Height Without Arms Shell - Laminate Seat Pad - Upholstered 	ZUSL-04S24	22		1081	1182	1271	1361	1451	
	Sled Stool 24" Seat Height With Arms Shell - Laminate Armcaps - Laminate Seat Pad - Upholstered 	ZUSLA-04S24	26		1359	1458	1548	1636	1726	

Minimum order of twelve (12) Zuri, contact Customer Service for additional information

Pionite and Nevamar laminate are not available on Zuri

Stacking

Refer to page 490.

COM Yardage

Refer to page 495.






To Order, Specify...

- ① Model Number
- ② Frame Color
- ③ Laminate Selection
- ④ Upholstery Selection
- ⑤ Additional Options



Questions?

800 876 2120

Style	Description	Model #	Product Wt	material > grade >						
				Laminate	Fabric Grade 2 or COM	Fabric Grade 3	Fabric Grade 4	Fabric Grade 5	Fabric Grade 6	
4-Leg	4-Leg Stool 24" Seat Height Low Back Without Arms Shell - Laminate 	ZULL-07S24L	16	867						
	4-Leg Stool 24" Seat Height Without Arms Shell - Laminate 	ZULL-07S24	18	867						
	4-Leg Stool 24" Seat Height With Arms Shell - Laminate Armcaps - Laminate 	ZULLA-08S24	22	1143						
	4-Leg Stool 24" Seat Height Without Arms Shell - Laminate Seat Pad - Upholstered 	ZULL-04S24	20		1081	1182	1271	1361	1451	
	4-Leg Stool 24" Seat Height With Arms Shell - Laminate Armcaps - Laminate Seat Pad - Upholstered 	ZULLA-04S24	24		1359	1458	1548	1636	1726	

Minimum order of twelve (12) Zuri, contact Customer Service for additional information.

Pionite and Nevamar laminate are not available on Zuri

Stacking

Refer to page 490.

COM Yardage

Refer to page 495.

Finish Options

Chrome	\$ 165
Nickel	\$ 223
Powder Coat - Standard	n/c
Powder Coat - Premium	\$ 165

Frame Options

Hard Surface Glides - Nylon (set of 4).....	GLD30	\$ 23
Hard Surface Glides - Felt (set of 4).....	GLD31	\$ 23

Accessories

Chair Trolley	ACTZU	\$ 906
---------------------	-------	--------

Custom Charges

Powder Coat Alternative (per color)	OPA	call
---	-----	------






Zuri
Sled Stool - 24"
Veneer



VERSTEEL

Questions?

800 876 2120

				material > grade >	Veneer	Fabric Grade 2 or COM	Fabric Grade 3	Fabric Grade 4	Fabric Grade 5	Fabric Grade 6
Style	Description	Model #	Product Wt							
Sled	Sled Stool 24" Seat Height Low Back Without Arms Shell - Veneer	ZUSV-07S24L 	18	789						
	Sled Stool 24" Seat Height Without Arms Shell - Veneer	ZUSV-07S24 	20	789						
	Sled Stool 24" Seat Height With Arms Shell - Veneer Armcaps - Veneer	ZUSVA-08S24 	24	1012						
	Sled Stool 24" Seat Height Without Arms Shell - Veneer Seat Pad - Upholstered	ZUSV-04S24 	22		1005	1104	1192	1284	1373	
	Sled Stool 24" Seat Height With Arms Shell - Veneer Armcaps - Veneer Seat Pad - Upholstered	ZUSVA-04S24 	26		1229	1326	1417	1505	1596	

Minimum order of twelve (12) Zuri, contact Customer Service for additional information

Stacking

Refer to page 490.

COM Yardage

Refer to page 495.

To Order, Specify...

- 1 Model Number
- 2 Frame Color
- 3 Veneer Finish / Benjamin Moore Paint Color
- 4 Upholstery Selection
- 5 Additional Options



Questions?
800 876 2120

Style	Description	Model #	Product Wt	material >	Fabric	Fabric	Fabric	Fabric	Fabric
				grade >	Grade 2 or COM	Grade 3	Grade 4	Grade 5	Grade 6
4-Leg	4-Leg Stool 24" Seat Height Low Back Without Arms Shell - Veneer	ZULV-07S24L	16	789					
	4-Leg Stool 24" Seat Height Without Arms Shell - Veneer	ZULV-07S24	18	789					
	4-Leg Stool 24" Seat Height With Arms Shell - Veneer Armcaps - Veneer	ZULVA-08S24	22	1012					
	4-Leg Stool 24" Seat Height Without Arms Shell - Veneer Seat Pad - Upholstered	ZULV-04S24	20		1005	1104	1192	1284	1373
	4-Leg Stool 24" Seat Height With Arms Shell - Veneer Armcaps - Veneer Seat Pad - Upholstered	ZULVA-04S24	24		1229	1326	1417	1505	1596

Minimum order of twelve (12) Zuri, contact Customer Service for additional information

Stacking

Refer to page 490.

COM Yardage

Refer to page 495.

Finish Options

Chrome	\$ 165
Nickel	\$ 223
Powder Coat - Standard	n/c
Powder Coat - Premium	\$ 165

Frame Options

Hard Surface Glides - Nylon (set of 4).....	GLD30	\$ 23
Hard Surface Glides - Felt (set of 4).....	GLD31	\$ 23

Accessories

Chair Trolley.....	ACTZU	\$ 906
--------------------	-------	--------

Custom Charges

Powder Coat Alternative (per color)	OPA	call
Stain Finish Match (per finish).....	OSM	\$ 996

Zuri
Sled Stool - 24"
Upholstered







VERSTEEL

Revised 3/07/25

Questions?

800 876 2120

				material > grade >	Fabric Grade 2 or COM	Fabric Grade 3	Fabric Grade 4	Fabric Grade 5	Fabric Grade 6
Style	Description	Model #	Product Wt						
Sled	Sled Stool 24" Seat Height Low Back Without Arms Shell - Upholstered 	ZUS-01S24L	22	1212	1300	1391	1480	1569	
	Sled Stool 24" Seat Height Without Arms Shell - Upholstered 	ZUS-01S24	20	1321	1500	1676	1856	2035	
	Sled Stool 24" Seat Height With Arms Shell - Upholstered Armcaps - Laminated 	ZUSA-03LS24	24	1596	1775	1954	2130	2312	
	Sled Stool 24" Seat Height With Arms Shell - Upholstered Armcaps - Veneer 	ZUSA-03VS24	24	1466	1644	1824	2001	2181	

DISCONTINUED

Minimum order of twelve
(12) Zuri, contact
Customer Service for
additional information

Stacking

Refer to page 490.

COM Yardage

Refer to page 495.

To Order, Specify...

- ① Model Number
- ② Frame Color
- ③ Upholstery Selection





For Armcaps...

- ④ Veneer Finish / Benjamin Moore Paint Color
- ⑤ Additional Options



Questions?

800 876 2120

Style	Description	Model #	Product Wt	material >	Fabric	Fabric	Fabric	Fabric	Fabric
				grade >	Grade 2 or COM	Grade 3	Grade 4	Grade 5	Grade 6
4-Leg	4-Leg Stool 24" Seat Height Low Back Without Arms Shell - Upholstered 	ZUL-01S24L	20	1212	1300	1391	1480	1569	
	4-Leg Stool 24" Seat Height Without Arms Shell - Upholstered 	ZUL-01S24	18	1321	1500	1676	1856	2035	
	4-Leg Stool 24" Seat Height With Arms Shell - Upholstered Armcaps - Laminate 	ZULA-03LS24	22	1596	1775	1954	2130	2312	
	4-Leg Stool 24" Seat Height With Arms Shell - Upholstered Armcaps - Veneer 	ZULA-03VS24	22	1466	1644	1824	2001	2181	

DISCONTINUED

Minimum order of twelve (12) Zuri, contact Customer Service for additional information

Stacking

Refer to page 490.

COM Yardage

Refer to page 495.

Finish Options

Chrome	\$ 165
Nickel	\$ 223
Powder Coat - Standard	n/c
Powder Coat - Premium	\$ 165

Frame Options

Hard Surface Glides - Nylon (set of 4).....	GLD30	\$ 23
Hard Surface Glides - Felt (set of 4).....	GLD31	\$ 23

Chair Trolley

Chair Trolley.....	ACTZU	\$ 906
--------------------	-------	--------

Custom Charges






Powder Coat Alternative (per color)	OPA	call
Stain Finish Match (per finish).....	OSM	\$ 996

Zuri
Sled Stool - 29"
Laminate



Questions?

800 876 2120

				material > grade >	Laminate	Fabric Grade 2 or COM	Fabric Grade 3	Fabric Grade 4	Fabric Grade 5	Fabric Grade 6
Style	Description	Model #	Product Wt							
Sled	Sled Stool 29" Seat Height Low Back Without Arms Shell - Laminate 	ZUSL-07S29L	18	867						
	Sled Stool 29" Seat Height Without Arms Shell - Laminate 	ZUSL-07S29	20	867						
	Sled Stool 29" Seat Height With Arms Shell - Laminate Armcaps - Laminate 	ZUSLA-08S29	24	1143						
	Sled Stool 29" Seat Height Without Arms Shell - Laminate Seat Pad - Upholstered 	ZUSL-04S29	22		1081	1182	1271	1361	1451	
	Sled Stool 29" Seat Height With Arms Shell - Laminate Armcaps - Laminate Seat Pad - Upholstered 	ZUSLA-04S29	26		1359	1458	1548	1636	1726	

Minimum order of twelve (12) Zuri, contact Customer Service for additional information

Pionite and Nevamar laminate are not available on Zuri

Stacking

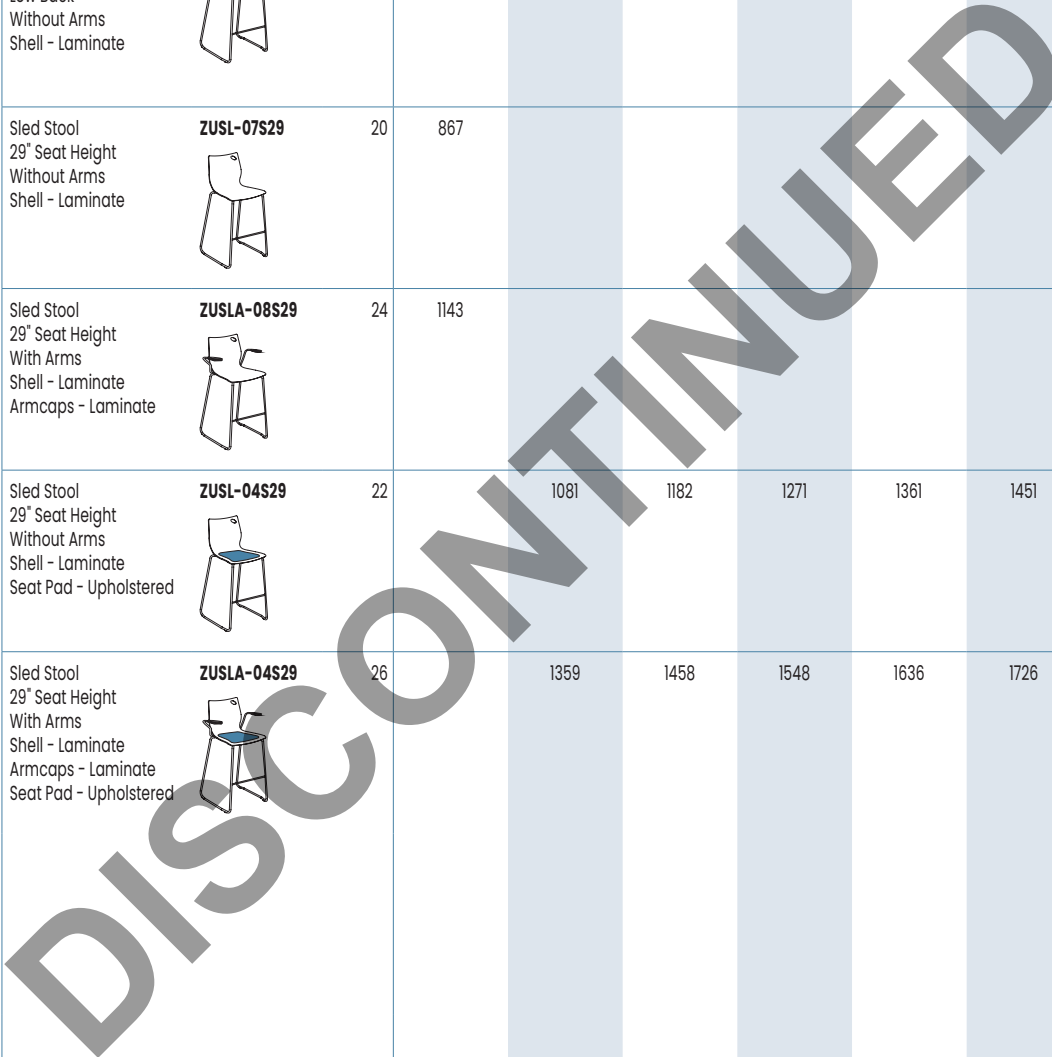
Refer to page 490.

COM Yardage

Refer to page 495.

To Order, Specify...






- ① Model Number
- ② Frame Color
- ③ Laminate Selection
- ④ Upholstery Selection
- ⑤ Additional Options





Questions?

800 876 2120

				material > grade >	Laminate	Fabric Grade 2 or COM	Fabric Grade 3	Fabric Grade 4	Fabric Grade 5	Fabric Grade 6
Style	Description	Model #	Product Wt							
4-Leg	4-Leg Stool 29" Seat Height Low Back Without Arms Shell - Laminate 	ZULL-07S29L	16	867						
	4-Leg Stool 29" Seat Height Without Arms Shell - Laminate 	ZULL-07S29	18	867						
	4-Leg Stool 29" Seat Height With Arms Shell - Laminate Armcaps - Laminate 	ZULLA-08S29	22	1143						
	4-Leg Stool 29" Seat Height Without Arms Shell - Laminate Seat Pad - Upholstered 	ZULL-04S29	20		1081	1182	1271	1361	1451	
	4-Leg Stool 29" Seat Height With Arms Shell - Laminate Armcaps - Laminate Seat Pad - Upholstered 	ZULLA-04S29	24		1359	1458	1548	1636	1726	

Minimum order of twelve (12) Zuri, contact Customer Service for additional information.

Pionite and Nevamar laminate are not available on Zuri

Stacking

Refer to page 490.

COM Yardage

Refer to page 495.

Finish Options

Chrome	\$ 165
Nickel	\$ 223
Powder Coat - Standard	n/c
Powder Coat - Premium	\$ 165

Frame Options

Hard Surface Glides - Nylon (set of 4)	GLD30	\$ 23
Hard Surface Glides - Felt (set of 4)	GLD31	\$ 23

Accessories

Chair Trolley	ACTZU	\$ 906
---------------------	-------	--------

Custom Charges

Powder Coat Alternative (per color)	OPA	call
---	-----	------






Zuri

Sled Stool - 29" Veneer


VERSTEEL

Questions?

800 876 2120

				material > grade >	Veneer	Fabric Grade 2 or COM	Fabric Grade 3	Fabric Grade 4	Fabric Grade 5	Fabric Grade 6
Style	Description	Model #	Product Wt							
Sled	Sled Stool 29" Seat Height Low Back Without Arms Shell - Veneer	ZUSV-07S29L 	18	789						
	Sled Stool 29" Seat Height Without Arms Shell - Veneer	ZUSV-07S29 	20	789						
	Sled Stool 29" Seat Height With Arms Shell - Veneer Armcaps - Veneer	ZUSVA-08S29 	24	1012						
	Sled Stool 29" Seat Height Without Arms Shell - Veneer Seat Pad - Upholstered	ZUSV-04S29 	22		1005	1104	1192	1284	1373	
	Sled Stool 29" Seat Height With Arms Shell - Veneer Armcaps - Veneer Seat Pad - Upholstered	ZUSVA-04S29 	26		1229	1326	1417	1505	1596	

Minimum order of twelve
(12) Zuri, contact
Customer Service for
additional information

Stacking

Refer to page 490.

COM Yardage

Refer to page 495.






To Order, Specify...

- ① Model Number
- ② Frame Color
- ③ Veneer Finish / Benjamin Moore Paint Color
- ④ Upholstery Selection
- ⑤ Additional Options



Questions?

800 876 2120

Style	Description	Model #	Product Wt	material >	Fabric	Fabric	Fabric	Fabric	Fabric
				grade >	Grade 2 or COM	Grade 3	Grade 4	Grade 5	Grade 6
4-Leg	4-Leg Stool 29" Seat Height Low Back Without Arms Shell - Veneer	ZULV-07S29L	16	789					
									
	4-Leg Stool 29" Seat Height Without Arms Shell - Veneer	ZULV-07S29	18	789					
									
	4-Leg Stool 29" Seat Height With Arms Shell - Veneer Armcaps - Veneer	ZULVA-08S29	22	1012					
									
4-Leg Stool 29" Seat Height Without Arms Shell - Veneer Seat Pad - Upholstered	ZULV-04S29	20		1005	1104	1192	1284	1373	
									
4-Leg Stool 29" Seat Height With Arms Shell - Veneer Armcaps - Veneer Seat Pad - Upholstered	ZULVA-04S29	24		1229	1326	1417	1505	1596	
									

Minimum order of twelve (12) Zuri, contact Customer Service for additional information

Stacking

Refer to page 490.

COM Yardage

Refer to page 495.

Finish Options

Chrome	\$ 165
Nickel	\$ 223
Powder Coat - Standard	n/c
Powder Coat - Premium	\$ 165

Frame Options

Hard Surface Glides - Nylon (set of 4).....	GLD30	\$ 23
Hard Surface Glides - Felt (set of 4).....	GLD31	\$ 23

Accessories

Chair Trolley	ACTZU	\$ 906
---------------------	-------	--------

Custom Charges





Powder Coat Alternative (per color)	OPA	call
Stain Finish Match (per finish).....	OSM	\$ 996

Zuri
Sled Stool - 29"
Upholstered



Questions?

800 876 2120

				material > grade >	Fabric Grade 2 or COM	Fabric Grade 3	Fabric Grade 4	Fabric Grade 5	Fabric Grade 6
Style	Description	Model #	Product Wt						
Sled	Sled Stool 29" Seat Height Low Back Without Arms Shell - Upholstered 	ZUS-01S29L	24	1212	1300	1391	1480	1569	
	Sled Stool 29" Seat Height Without Arms Shell - Upholstered 	ZUS-01S29	20	1321	1500	1676	1856	2035	
	Sled Stool 29" Seat Height With Arms Shell - Upholstered Armcaps - Laminated 	ZUSA-03LS29	24	1596	1775	1954	2130	2312	
	Sled Stool 29" Seat Height With Arms Shell - Upholstered Armcaps - Veneer 	ZUSA-03VS29	24	1466	1644	1824	2001	2181	

DISCONTINUED

Minimum order of twelve (12) Zuri, contact Customer Service for additional information

Stacking

Refer to page 490.

COM Yardage

Refer to page 495.

To Order, Specify...

- 1 Model Number
- 2 Frame Color
- 3 Upholstery Selection





For Armcaps...

- 4 Veneer Finish / Benjamin Moore Paint Color
- 5 Additional Options



Questions?

800 876 2120

Style	Description	Model #	Product Wt	material >	Fabric	Fabric	Fabric	Fabric	Fabric
				grade >	Grade 2 or COM	Grade 3	Grade 4	Grade 5	Grade 6
4-Leg	4-Leg Stool 29" Seat Height Low Back Without Arms Shell - Upholstered	ZUL-01S29L	20		1212	1300	1391	1480	1569
									
	4-Leg Stool 29" Seat Height Without Arms Shell - Upholstered	ZUL-01S29	19		1321	1500	1676	1856	2035
									
4-Leg Stool 29" Seat Height With Arms Shell - Upholstered Arm caps - Laminate	ZULA-03LS29	22		1596	1775	1954	2130	2312	
									
4-Leg Stool 29" Seat Height With Arms Shell - Upholstered Arm caps - Veneer	ZULA-03VS29	22		1466	1644	1824	2001	2181	
									

DISCONTINUED

Minimum order of twelve (12) Zuri, contact Customer Service for additional information

Stacking

Refer to page 490.

COM Yardage

Refer to page 495.

Finish Options

Chrome	\$ 165
Nickel	\$ 223
Powder Coat - Standard	n/c
Powder Coat - Premium	\$ 165

Frame Options

Hard Surface Glides - Nylon (set of 4).....	GLD30	\$ 23
Hard Surface Glides - Felt (set of 4).....	GLD31	\$ 23

Chair Trolley

Chair Trolley.....	ACTZU	\$ 906
--------------------	-------	--------

Custom Charges

Powder Coat Alternative (per color)	OPA	call
Stain Finish Match (per finish).....	OSM	\$ 996

The Versteel seating, tables, casegoods and components listed in this catalog may be covered in whole or in part by the following active or pending patents and other patents pending in the United States or Canada:

U.S. Active or Pending Patents: 7,509,914; 7,794,016; 7,849,804; 7,850,241; 8,122,837; 8,297,208; 8,869,715; 9,800,037; 10,213,015; 11,432,645; 11,497,306; 18/159,130.

U.S. Design Patents: D612,164; D626,767; D653,866; D654,282; D688,075; D786,591; D792,718; D862,102; D948,259.

Canada Active or Pending Patents: 2,579,494; 2,600,629; 2,707,148; 2,731,261; 2,760,476; 2,922,333; 3,113,625.

Canadian Design Patents: 176,530; 198,325.

Trademarks TM [®]

Versteel and the Versteel logo are registered trademarks of Ditto Sales, Inc. dba Versteel in the United States, United Kingdom and Canada. Other registered trademarks of Versteel include: Aerie, Airfoil, Arvo, Brattice, Cable Coil, Cat's Paw, Catwalk, Chela and Chela designs, Companion, Curvare, Elements Conference, Elly, Entourage, Equip, GeoMetrix, Henri, Immix, Interplay, Kompis, Looksee, Model 8, ODIS, OHI, Ollie, Paces, Performance, Power Bay, Powerlink, Quanta, Rover, Rover Coaster, Rover Computer, Rover Daddy, Rover Utility, Sate, Seating in Motion, SIMON, Socius, Studio Steel, Tables in Motion, The Maker Project, Thea, TIM, TOD, Training on Demand, Troupe, Tuscany, Uno, Vela, Versteel seating logo, Versteel table logo, Wavelink and Wavelink logo, Wordplay, Zayn, Zuri.

BIFMA

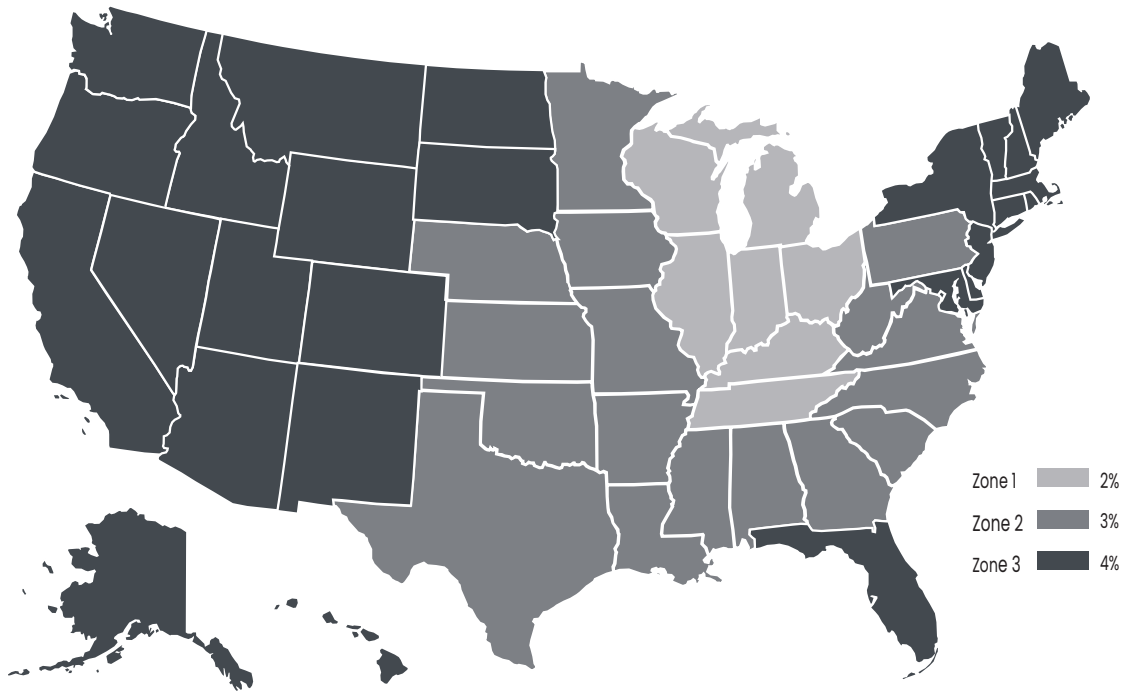
All Versteel products are constructed to pass the relevant ANSI/BIFMA standards. For more detailed specifications by series and base style, contact Versteel Customer Service at 800.876.2120.

Information regarding warranty, terms and conditions, shipping, care and maintenance, etc. can be found in the All Seating price list.

For further information about any Versteel product, please visit our website or contact a Versteel Customer Service Representative at 800.876.2020 or 813.634.2120.

All other trademarks and registered trademarks are the property of their respective owners.

Any rights not expressly granted herein are reserved.



* Percentage rates for **Alaska** and **Hawaii** are to Port of Exit in the 48 contiguous states.

Freight Program

Normal delivery is on a dock-to-dock basis, F.O.B. Versteel's factory in Jasper, Indiana. Orders within the 48 contiguous United States will be assessed a freight charge based on a percentage of the total list price, or a flat rate of \$300, whichever is greater. Using the zone map above apply the appropriate percentage to the total list to determine freight cost. Special requests such as inside delivery, "call before," etc. should be noted on the customer's purchase order and are subject to additional charges. Contact Versteel Customer Service regarding freight quotes for shipments to Canada, a minimum charge of \$400 will apply.

Oversize Shipping Fee

Orders received for items or tops greater than 94" in length will receive a \$250 net oversized shipping fee per order. Fee not applied to orders with multi-piece tops where each section is less than 94" in length.

All prices are delivered list price effective with date printed on cover and supersedes all other published price lists. Versteel reserves the right to change prices or specifications without prior notice. Orders are accepted subject to price prevailing at time of shipment.

versteel.com
Made in America
800 876 2120