

**TARIFF-FREE TABLES**

Proudly crafted in the USA.  
No tariff surcharge.

# Tables

## 2025 Price List

[➔ JUMP TO PRICING](#)

**VERSTEEL**





#### Teaching Stations

Equip Teaching Stations are available in a width of 23" and lengths of 52", 62" and 71" and can be ordered with casters or glides. The locking casters are 75mm two-tone soft wheel. All cabinets have two adjustable shelves, locking front doors and locking rear access doors. Cabinets can be ordered in laminate or veneer with many different edge options. Laminate cabinets are available with two different door options: all laminate doors or doors with a  $\frac{5}{16}$ " Aluminum frame. Door construction allows for the insertion of 3form® panels. Several accessories can be ordered, refer to pricing pages for availability and pricing.

#### AV Cabinet

The 23" x 32" AV Cabinet can be ordered with glides or casters. The locking casters are 75mm two-tone soft wheel. Cabinets can be ordered in laminate or veneer. Laminate cabinets can be specified with a flat or fluted PVC edge or a flat or fluted wood edge. Veneer cabinets are available with either a flat or fluted wood edge. Door construction allows for the insertion of 3form® panels.

#### Pulls

Cabinets are available with two different pull options. See pricing pages for styles and codes.

#### AV Cart

The 23" x 32" AV Cart is standard with locking 75mm two-tone soft wheel casters. Units can be ordered with either a laminate or veneer top shelf and back panel. Units feature two pullout side surfaces and metal bottom shelf.

**Laminate and Veneer, Standard Core Construction**

The standard top construction consists of 45-50 lb particleboard, surfaced with a high pressure laminate or plain sliced veneer face. A backer sheet is laminated to the underside of the top. Tops are shipped pre-drilled for field installation of bases and accessories.



**PVC Flat or Fluted Edge**

Edge of 2mm PVC hot melt banded to the top with 1/8" radius at the top and bottom. Available with 1 1/2" radius corners or square corners.



Offered in twenty-one (21) standard colors.



**Wood Flat or Fluted Edge**

Wood banding hot melt banded to the top with 1/8" radius at the top and bottom. Available with 1 1/2" radius corners or square corners.



Offered in Ash, Cherry, Maple or Walnut materials.



**Reverse Bevel Acrylic**

Edge of 2mm acrylic edge banding hot melt banded to MDF core. A reverse bevel is then cut into the edge exposing the MDF on the reverse bevel. The MDF is then clear coated.



**Wood Square or Fluted Edge**

Edge of 1 1/4" wide solid wood with softened top and bottom edges, and square, softened mitered corners.



Offered in Ash, Cherry, Maple or Walnut materials.



**Wood Bullnose Edge**

Edge of 1 1/4" wide solid wood with a full bullnose edge, and 1" radius mitered corners.



Offered in Ash, Cherry, Maple or Walnut materials.



**Wood Reverse Bevel Edge**

Edge of 2" wide solid wood designed with a reverse sloped edge on one side and a flat wood edge on the remaining three sides for all Entourage cabinets. When specified on Elements Conference the reverse bevel detail will be on all four sides with mitered corners. Available on 1 1/4" edge thicknesses.



Offered in Cherry, Maple or Walnut materials.



**Wood Ergo Edge**

Edge of 1 3/4" wide (on 7/8" thick tops) or 2 1/2" wide (on 1 1/4" thick tops) solid wood designed with a sloped edge for added comfort with softened, mitered corners.



Offered in Cherry, Maple or Walnut materials.



**Urethane Ergo Edge (User Side)**

Edge of 1 3/4" wide molded urethane designed with a sloped ergonomic edge on one side and a 1/4" wide square urethane edge on the remaining three sides. Corners are square. Available on 7/8" edge thicknesses.

Offered in ten (10) standard colors.

**Shipping Schedule**

**Standard Items**

Laminate, PVC Edge	3-5 WEEKS
Laminate, Wood Edge	3-5 WEEKS
Veneer, Wood Edge	6-8 WEEKS

Contact Versteel Customer Service for special lead time requests.

**BIFMA**

All Versteel products are constructed to pass the relevant ANSI/BIFMA standards. For more detailed specifications by series and base style, contact Versteel Customer Service at 800.876.2120.

Additional information regarding warranty, terms and conditions, shipping, care and maintenance, etc. can be found in the All Tables price list.

**To Order, Specify...**

- 1 Model Number, top and edge and door profile (laminite cabinets only)
- 2 Frame/Shelf Color
- 3 Laminate or Veneer Code
- 4 Edge Color
- 5 Pull Style (models with doors only)
- 6 Base Options
- 7 Door Options
- 8 Additional Options



An **EQCT 2332L** is an Equip series 23" x 32" laminite AV Cart.

The codes **TW 4170-60 / PSTO / PPEA** specify a Wilsonart 4170-60 Beige Pampas laminite, Stone frame and Pearl metal shelf.

**Model Number** **EQCT 2332 L**



**Orders may be sent via**

**Mailing Address**  
Versteel  
2332 Cathy Lane  
Jasper IN 47546

**Contact Versteel**

**Email** [contact@versteel.com](mailto:contact@versteel.com)  
**Phone** 800 876 2120  
812 634 2120

**Laminate**

Versteel's standard offering of laminates includes over 900 laminates from Formica, Nevamar, Pionite and Wilsonart.

Laminate manufacturers change standard offerings frequently, making it possible a standard product can become unavailable. Versteel cannot be responsible for any inconvenience this may cause.

**Veneer**

Equip is available with plain sliced Ash, Cherry, Maple and Walnut veneers.

**Veneer Species**

Ash . . . . .	AP01	Maple. . . . .	MP01
Cherry . . . . .	CP01	Walnut . . . . .	WP01

**Veneer Finish**

**Ash**

Beach. . . . .	VBEA	Fog . . . . .	VFOG
Chestnut. . . . .	VCHE	Pebble . . . . .	VPEB
Drift . . . . .	VDRI	Whisper . . . . .	VWHI
Fawn . . . . .	VFAW		

**Cherry**

Blossom Cherry . . . . .	VBLC	Java Cherry. . . . .	VJAC
Cordovan Cherry . . . . .	VCNC	Millwork Cherry. . . . .	VMWC
Golden Cherry . . . . .	VGNC		

**Maple**

Caramel Maple . . . . .	VCMM	Sugar Maple . . . . .	VSUM
Solar Maple. . . . .	VSLM		

**Walnut**

Brighton Walnut . . . . .	VBRW	Natural Walnut. . . . .	VNAW
Espresso Walnut. . . . .	VESW		

**PVC Edge Colors**

Absolute Acajou . . . . .	CABA	Nimbus. . . . .	CNIM
Alloy. . . . .	CALY	Pearl . . . . .	CPEA
Carbon. . . . .	CCAR	Platinum. . . . .	CPLA
Champagne . . . . .	CCHA	Pralines & Cream . . . . .	CPRC
Coconut . . . . .	CCOC	Shadow . . . . .	CSHA
Ebony. . . . .	CEBO	Snow . . . . .	CSNO
Florence Walnut . . . . .	CFLW	Stone . . . . .	CSTO
Fossil . . . . .	CFOS	Storm. . . . .	CSTM
Graphite . . . . .	CGRA	Whisper . . . . .	CWHI
Grey. . . . .	CGRE	White Linen . . . . .	CWHL
Kensington Maple. . . . .	CKEM		

**Wood Edge Species**

Ash . . . . .	A01	Maple. . . . .	M01
Cherry . . . . .	C01	Walnut . . . . .	W01

**Wood Edge Finishes**

**Ash**

Beach. . . . .	WBEA	Fog . . . . .	WFOG
Chestnut. . . . .	WCHE	Pebble . . . . .	WPEB
Drift . . . . .	WDRI	Whisper . . . . .	WWHI
Fawn . . . . .	WFAW		

**Cherry**

Blossom Cherry . . . . .	WBLC	Java Cherry. . . . .	WJAC
Cordovan Cherry . . . . .	WCNC	Millwork Cherry. . . . .	WMWC
Golden Cherry . . . . .	WGNC		

**Maple**

Caramel Maple . . . . .	WCMM	Sugar Maple . . . . .	WSUM
Solar Maple. . . . .	WSLM		

**Walnut**

Brighton Walnut . . . . .	WBRW	Natural Walnut. . . . .	WNAW
Espresso Walnut. . . . .	WESW		

**Urethane Edge Colors**

Alloy. . . . .	UALY	Pearl . . . . .	JUPEA
Ebony. . . . .	UEBO	Stone . . . . .	USTO
Fossil . . . . .	UFOS	Storm. . . . .	USTM
Graphite . . . . .	UGRA	Whisper . . . . .	UWHI
Nimbus. . . . .	UNIM	White Linen . . . . .	UWHL

**3form® Material**

Standard 3form patterns are Aero (a random directional material with a frost finish) and Solo (a grainless frost finish). The material is 3/16" thick and incorporates raw materials made of renewable material from natural landscapes all over the globe. The manufacturing process produces no VOC's or other harmful gases. 3form material is GREENGUARD Certified. See below for ordering code.

Aero . . . . . MAER  
 Solo . . . . . MSOL

**Powder Coat Finishes**

All powder coat finishes in the Versteel offering have been formulated with the use of epoxy, polyester or epoxy and polyester blends to maximize the finish durability.

**Powder Coat Finish Options**

Powder Coat – Standard . . . . . /n/c  
 Powder Coat – Premium (Hope) . . . . . \$165  
 Powder Coat – Premium (Platinum) . . . . . \$488

**Powder Coat Colors**

Allay . . . . .	.PALY	Navy . . . . .	.PNAV
Amethyst . . . . .	.PAME	Nimbus . . . . .	.PNIM
Anthracite . . . . .	.PANT	Nutmeg . . . . .	.PNUT
Black Anodized . . . . .	.PBLA	⚡ Pacific* . . . . .	.PPAC
Bronze . . . . .	.PBRO	Pearl . . . . .	.PPEA
Calypso . . . . .	.PCAL	Pebble . . . . .	.PPEB
Carbon . . . . .	.PCAR	Ⓟ Platinum . . . . .	.PPLA
Champagne . . . . .	.PCHA	Poppy . . . . .	.PPOP
Coconut . . . . .	.PCOC	⚡ Raven* . . . . .	.PRAV
⚡ Copper* . . . . .	.PCOP	Royal . . . . .	.PROY
Crimson . . . . .	.PCRI	⚡ Satin* . . . . .	.PSAT
⚡ Crystal* . . . . .	.PCRY	Seaside . . . . .	.PSEA
Daffodil . . . . .	.PDAF	Shipyard . . . . .	.PSHI
Ebony . . . . .	.PEBO	Silver . . . . .	.PSIL
Forest . . . . .	.PFOR	Snow . . . . .	.PSNO
Fossil . . . . .	.PFOS	Stone . . . . .	.PSTO
⚡ Garnet* . . . . .	.PGAR	Storm . . . . .	.PSTM
⚡ Gold* . . . . .	.PGOL	Terra Cotta . . . . .	.PTEC
Graphite . . . . .	.PGRA	Whisper . . . . .	.PWHI
Ⓟ Hope* . . . . .	.PHOP	White Linen . . . . .	.PWHL
Kelly Green . . . . .	.PKEG	Powder Coat Alternative .	.OPA
⚡ Matte* . . . . .	.PMAT		
Mica . . . . .	.PMIC		
Mint . . . . .	.PMNT		

**Transparent Powder Coats\* (indicated by ⚡)**

Please note that the transparent characteristics of these powders allow all natural welds and textures inherent to raw steel to be visible. Transparent powder coat available on AV Cart frame only. Not available on Teaching Station or AV Cabinet.

**Premium Powder Coats (indicated by Ⓟ)**

Versteel's premium process uses specially formulated powder coats for a truly unique color palette.

**Finish Reference & Samples**

For finish color reference, please refer to our website. Contact Versteel Customer Service to receive actual color samples for color matches and final color approval.

**Special Laminate****Call for quotation**

Specify code **TSP** (*Special Laminate*), indicate the quoted charges per table

Special laminates and patterns can be specified as an option. To specify, contact Versteel Customer Service for availability and pricing.

**NOTE** LAMINATES IN STANDARD COLORS AND TEXTURES FROM FORMICA, NEVAMAR, PIONITE AND WILSONART ARE STANDARD

**CAUTION** LAMINATE MANUFACTURERS CHANGE STANDARD OFFERINGS FREQUENTLY, MAKING IT POSSIBLE A STANDARD PRODUCT CAN BECOME UNAVAILABLE. VERSTEEL CANNOT BE RESPONSIBLE FOR ANY INCONVENIENCE THIS MAY CAUSE.

**Custom PVC Color Match****Call for quotation / one time charge per color, per order**

Specify code **OCF** (*Custom PVC Color Match*), add cost from Versteel quotation

PVC Color Match can be the selection of a color that is available from a Versteel supplier or a new custom color developed for the order. Minimum footage requirements mean that the amount of material needed for your order will effect the cost.

For PVC Color Matching you must supply a color reference sample. Versteel will review the sample for possible existing colors available and send a sample for customer approval. If no color match exists, a custom match will be developed and sampled for customer approval before a production schedule is established.

**Powder Coat Alternative****Call for quotation**

Specify code **OPA** (*Powder Coat Alternative*), add cost from Versteel quotation

Powder Coat Alternative is available from Versteel. The entire RAL color reference along with hundreds of other color and finishes are available.

For Powder Coat Alternative matching, you must supply a color reference sample, or an RAL number. Versteel will review the sample for possible existing colors available and send a sample for customer approval. If no color match exists a custom match can be developed. Call Versteel Customer Service for associated upcharges on custom color development.

**Stain Finish Match****\$996 / one time charge per finish, per order**

Specify code **OSM** (*Stain Finish Match*), add \$996.00 list per finish, per order

Alternative Stain Finishes are available for veneer and wood edged tops.

For Stain Finish Matching you must supply two 4" x 4" finish color and grain reference samples. An expertly finish matched sample will be provided for customer approval.

**Veneer and Wood Edge Alternatives****Call for quotation**

For veneer and wood edge requirements other than the standard plain sliced Ash, Cherry, Maple and Walnut, contact Versteel Customer Service. Versteel is adept at working with a host of domestic and exotic materials. From inlays, figures, pie cuts and special edge profiles, to custom fill levels and sheens, each top is created using the best of technology and old world craftsmanship. The items you only imagined or expected to only be available from a millwork shop are now just another part of your Versteel order. Call Versteel Customer Service for availability and quotation.

**Wood Finish Alternatives****Call for quotation**

When veneer tables are required to have a finish other than the standard natural grain fill level finish appearance, semi-filled or full-filled finishes are available by requesting a quote from Versteel. Call Versteel Customer Service for availability and quotation.

**NOTE** CUSTOMS OR ALTERNATIVES MAY AFFECT STANDARD PRODUCTION SCHEDULES

**Alternate Black Casters****No Charge**

Specify code **CAS** (Alternate Black Caster), no additional charge

Available on all Equip units that have casters where the standard soft wheel two-tone silver/black caster is replaced with an all black caster. This 3" diameter caster is standard locking and does not change the overall height of the unit.

**Top Custom Cutout****\$120 / cutout**

Specify code **TCC** (Top Custom Cutout), add \$120.00 list per cutout

Top Custom Cutout requires a drawing for production and is subject to approvals.







**Questions?**

800 876 2120

top > edge >	Laminate PVC	Laminate Wood	Laminate 2mm Acrylic	Laminate 1 1/4" Wood	Laminate 1 1/4" Wood	Laminate Wood
	Flat	Flat	Reverse Bevel	Square	Bullnose	Reverse Bevel
edge ordering code > top thickness >	<b>LP2S</b> 1 1/4"	<b>LW2S</b> 1 1/4"	<b>LMRA2S</b> 1 1/4"	<b>LWS2</b> 1 1/4"	<b>LWB2</b> 1 1/4"	<b>LWR2</b> 1 1/4"
	Fluted	Fluted		Fluted		
edge ordering code > top thickness >	<b>LPF2S</b> 1 1/4"	<b>LWF2S</b> 1 1/4"		<b>LWF2</b> 1 1/4"		
top thickness price >	1 1/4"		1 1/4"			

	Description	Model #	Product Wt			
	<b>All Access Doors</b>					
	23 x 52 Casters	<b>EQTSI 2352C 01</b>	328	5296		5886
	23 x 52 Glides	<b>EQTSI 2352G 01</b>	328	5296		5886
	<b>3form All Access Doors</b>					
	23 x 52 Casters	<b>EQTSI 2352C 02</b>	328	5774		6411
	23 x 52 Glides	<b>EQTSI 2352G 02</b>	328	5774		6411
	<b>Standard Doors</b>					
	23 x 52 Casters	<b>EQTSI 2352C 05</b>	328	5296		5886
	23 x 52 Glides	<b>EQTSI 2352G 05</b>	328	5296		5886
	<b>3form Standard Doors</b>					
	23 x 52 Casters	<b>EQTSI 2352C 06</b>	328	5774		6411
	23 x 52 Glides	<b>EQTSI 2352G 06</b>	328	5774		6411

**Note:** Model numbers starting with EQTSI refer to models with a CPU cabinet on the left and on the right.

**To Order, Specify...**

- 1 Model Number
- 2 Material
- 3 Edge Style, Thickness & Color
- 4 Door Profile (laminated cabinets only)
- 5 3form Selection
- 6 Frame & Shelf Color
- 7 Pull Style
- 8 Additional Options



Laminate Wood	Laminate Urethane/PVC	Veneer Wood	Veneer 1 1/4" Wood	Veneer 1 1/4" Wood	Veneer Wood	Veneer Wood
Ergo (all sides)  <b>LWE2</b> 1 1/4"	Ergo (user side only)  <b>LUPE2R</b> 1 1/4" <b>LUPE2S</b> 1 1/4"	Flat  <b>VW2S</b> 1 1/4"	Square  <b>VWS2</b> 1 1/4"	Bullnose  <b>VWB2</b> 1 1/4"	Reverse Bevel  <b>VWR2</b> 1 1/4"	Ergo (user side only)  <b>VWE2</b> 1 1/4"
		Fluted  <b>VWF2S</b> 1 1/4"	Fluted  <b>VWF2</b> 1 1/4"			
1 1/4"	1 1/4"	1 1/4"				1 1/4"
6563 6563	6658 6658	8306 8306				8879 8879
7090 7090	7184 7184	8319 8319				8894 8894
6563 6563	6658 6658	8306 8306				8879 8879
7090 7090	7184 7184	8319 8319				8894 8894

**Finish Options**

- Powder Coat, Standard ..... n/c
- Powder Coat, Premium..... \$ 165
- Platinum..... \$ 488

**NOTE** Transparent powder coats not available on Teaching Stations

**Top Options**

- Special Laminate.....TSP call
- Custom Cutout (per cutout) .....TCC \$ 120

**Power & Data Options**

Please reference the Power + Data Price List

**Accessories**

- Rack Mount System (only available in Teaching Station with standard cabinet) .....RMS \$ 420
- Monitor Mount (not available with adjustable height) .....MMT \$ 606
- Adjustable Height, Motorized..... TAM \$ 3718

**Pull Style**

A pull style must be specified when ordering a Teaching Station.



1A



2A



**Questions?**

800 876 2120

top > edge >	Laminate PVC	Laminate Wood	Laminate 2mm Acrylic	Laminate 1 1/4" Wood	Laminate 1 1/4" Wood	Laminate Wood
	Flat	Flat	Reverse Bevel	Square	Bullnose	Reverse Bevel
edge ordering code > top thickness >	<b>LP2S</b> 1 1/4"	<b>LW2S</b> 1 1/4"	<b>LMRA2S</b> 1 1/4"	<b>LWS2</b> 1 1/4"	<b>LWB2</b> 1 1/4"	<b>LWR2</b> 1 1/4"
	Fluted	Fluted		Fluted		
edge ordering code > top thickness >	<b>LPF2S</b> 1 1/4"	<b>LWF2S</b> 1 1/4"		<b>LWF2</b> 1 1/4"		
top thickness price >	1 1/4"		1 1/4"			

	Description	Model #	Product Wt		
	<b>All Access Doors</b>				
	<b>CPU Cabinet - Right</b>				
	23 x 62 Casters	<b>EQTS2 2362C 01</b>	360	5556	6170
	23 x 62 Glides	<b>EQTS2 2362G 01</b>	360	5556	6170
	<b>All Access Doors</b>				
	<b>CPU Cabinet - Left</b>				
	23 x 62 Casters	<b>EQTS3 2362C 01</b>	360	5556	6170
	23 x 62 Glides	<b>EQTS3 2362G 01</b>	360	5556	6170
	<b>3form All Access Doors</b>				
	<b>CPU Cabinet - Right</b>				
	23 x 62 Casters	<b>EQTS2 2362C 02</b>	360	6027	6696
	23 x 62 Glides	<b>EQTS2 2362G 02</b>	360	6027	6696
	<b>3form All Access Doors</b>				
	<b>CPU Cabinet - Left</b>				
	23 x 62 Casters	<b>EQTS3 2362C 02</b>	360	6027	6696
	23 x 62 Glides	<b>EQTS3 2362G 02</b>	360	6027	6696

**Note:** Model numbers starting with EQTS2 refer to models with a CPU cabinet on the left and a standard cabinet on the right. Model numbers starting with EQTS3 refer to models with a CPU cabinet on the right and a standard cabinet on the left.

**To Order, Specify...**

- 1 Model Number
- 2 Material
- 3 Edge Style, Thickness & Color
- 4 Door Profile (laminated cabinets only)
- 5 3form Selection
- 6 Frame & Shelf Color
- 7 Pull Style
- 8 Additional Options



Laminate Wood	Laminate Urethane/PVC	Veneer Wood	Veneer 1 1/4" Wood	Veneer 1 1/4" Wood	Veneer Wood	Veneer Wood
Ergo (all sides)  <b>LWE2</b> 1 1/4"	Ergo (user side only)  <b>LUPE2R</b> 1 1/4" <b>LUPE2S</b> 1 1/4"	Flat  <b>VW2S</b> 1 1/4"	Square  <b>VWS2</b> 1 1/4"	Bullnose  <b>VWB2</b> 1 1/4"	Reverse Bevel  <b>VWR2</b> 1 1/4"	Ergo (user side only)  <b>VWE2</b> 1 1/4"
		Fluted  <b>VWF2S</b> 1 1/4"	Fluted  <b>VWF2</b> 1 1/4"			
1 1/4"	1 1/4"	1 1/4"				1 1/4"
6945 6945	7063 7063	9064 9064				9687 9687
6945 6945	7063 7063	9064 9064				9687 9687
7471 7471	7589 7589	9136 9136				9761 9761
7471 7471	7589 7589	9136 9136				9761 9761

**Finish Options**

- Powder Coat, Standard ..... n/c
- Powder Coat, Premium..... \$ 165
- Platinum..... \$ 488

**NOTE** Transparent powder coats not available on Teaching Stations

**Top Options**

- Special Laminate.....TSP call
- Custom Cutout (per cutout) .....TCC \$ 120

**Power & Data Options**

Please reference the Power + Data Price List

**Accessories**

- Rack Mount System (only available in Teaching Station with standard cabinet) .....RMS \$ 420
- Monitor Mount (not available with adjustable height) .....MMT \$ 606
- Adjustable Height, Motorized..... TAM \$ 3718

**Pull Style**

A pull style must be specified when ordering a Teaching Station.





**Questions?**

800 876 2120

top > edge >	Laminate PVC	Laminate Wood	Laminate 2mm Acrylic	Laminate 1 1/4" Wood	Laminate 1 1/4" Wood	Laminate Wood
	Flat	Flat	Reverse Bevel	Square	Bullnose	Reverse Bevel
edge ordering code > top thickness >	<b>LP2S</b> 1 1/4"	<b>LW2S</b> 1 1/4"	<b>LMRA2S</b> 1 1/4"	<b>LWS2</b> 1 1/4"	<b>LWB2</b> 1 1/4"	<b>LWR2</b> 1 1/4"
	Fluted	Fluted		Fluted		
edge ordering code > top thickness > top thickness price >	<b>LPF2S</b> 1 1/4"	<b>LWF2S</b> 1 1/4"		<b>LWF2</b> 1 1/4"		
	1 1/4"		1 1/4"			

	Description	Model #	Product Wt			
	<b>Standard Doors</b> <b>CPU Cabinet - Right</b>					
	23 x 62 Casters	<b>EQTS2 2362C 05</b>	360	5556		6170
	23 x 62 Glides	<b>EQTS2 2362G 05</b>	360	5556		6170
	<b>Standard Doors</b> <b>CPU Cabinet - Left</b>					
	23 x 62 Casters	<b>EQTS3 2362C 05</b>	360	5556		6170
	23 x 62 Glides	<b>EQTS3 2362G 05</b>	360	5556		6170
	<b>3form Standard Doors</b> <b>CPU Cabinet - Right</b>					
	23 x 62 Casters	<b>EQTS2 2362C 06</b>	360	6027		6696
	23 x 62 Glides	<b>EQTS2 2362G 06</b>	360	6027		6696
	<b>3form Standard Doors</b> <b>CPU Cabinet - Left</b>					
	23 x 62 Casters	<b>EQTS3 2362C 06</b>	360	6027		6696
	23 x 62 Glides	<b>EQTS3 2362G 06</b>	360	6027		6696

**Note:** Model numbers starting with EQTS2 refer to models with a CPU cabinet on the left and a standard cabinet on the right. Model numbers starting with EQTS3 refer to models with a CPU cabinet on the right and a standard cabinet on the left.

**To Order, Specify...**

- 1 Model Number
- 2 Material
- 3 Edge Style, Thickness & Color
- 4 Door Profile (laminated cabinets only)
- 5 3form Selection
- 6 Frame & Shelf Color
- 7 Pull Style
- 8 Additional Options



Laminate Wood	Laminate Urethane/PVC	Veneer Wood	Veneer 1 1/4" Wood	Veneer 1 1/4" Wood	Veneer Wood	Veneer Wood
Ergo (all sides)  <b>LWE2</b> 1 1/4"	Ergo (user side only)  <b>LUPE2R</b> 1 1/4" <b>LUPE2S</b> 1 1/4"	Flat  <b>VW2S</b> 1 1/4"	Square  <b>VWS2</b> 1 1/4"	Bullnose  <b>VWB2</b> 1 1/4"	Reverse Bevel  <b>VWR2</b> 1 1/4"	Ergo (user side only)  <b>VWE2</b> 1 1/4"
		Fluted  <b>VWF2S</b> 1 1/4"	Fluted  <b>VWF2</b> 1 1/4"			
1 1/4"	1 1/4"	1 1/4"				1 1/4"
6945 6945	7063 7063	9064 9064				9687 9687
6945 6945	7063 7063	9064 9064				9687 9687
7471 7471	7589 7589	9136 9136				9761 9761
7471 7471	7589 7589	9136 9136				9761 9761

**Finish Options**

- Powder Coat, Standard ..... n/c
- Powder Coat, Premium..... \$ 165
- Platinum..... \$ 488

**NOTE** Transparent powder coats not available on Teaching Stations

**Top Options**

- Special Laminate.....TSP call
- Custom Cutout (per cutout) .....TCC \$ 120

**Power & Data Options**

Please reference the Power + Data Price List

**Accessories**

- Rack Mount System (only available in Teaching Station with standard cabinet) .....RMS \$ 420
- Monitor Mount (not available with adjustable height) .....MMT \$ 606
- Adjustable Height, Motorized..... TAM \$ 3718

**Pull Style**

A pull style must be specified when ordering a Teaching Station.





**Questions?**

800 876 2120

top > edge >	Laminate PVC	Laminate Wood	Laminate 2mm Acrylic	Laminate 1 1/4" Wood	Laminate 1 1/4" Wood	Laminate Wood
	Flat	Flat	Reverse Bevel	Square	Bullnose	Reverse Bevel
edge ordering code > top thickness >	<b>LP2S</b> 1 1/4"	<b>LW2S</b> 1 1/4"	<b>LMRA2S</b> 1 1/4"	<b>LWS2</b> 1 1/4"	<b>LWB2</b> 1 1/4"	<b>LWR2</b> 1 1/4"
	Fluted	Fluted		Fluted		
edge ordering code > top thickness > top thickness price >	<b>LPF2S</b> 1 1/4"	<b>LWF2S</b> 1 1/4"		<b>LWF2</b> 1 1/4"		
	1 1/4"			1 1/4"		

	Description	Model #	Product Wt			
	<b>All Access Doors</b>					
	23 x 71 Casters	<b>EQTS4 2371C 01</b>	390	6256		6950
	23 x 71 Glides	<b>EQTS4 2371G 01</b>	390	6256		6950
	<b>3form All Access Doors</b>					
	23 x 71 Casters	<b>EQTS4 2371C 02</b>	390	7057		7839
	23 x 71 Glides	<b>EQTS4 2371G 02</b>	390	7057		7839
	<b>Standard Doors</b>					
	23 x 71 Casters	<b>EQTS4 2371C 05</b>	390	6256		6950
	23 x 71 Glides	<b>EQTS4 2371G 05</b>	390	6256		6950
	<b>3form Standard Doors</b>					
	23 x 71 Casters	<b>EQTS4 2371C 06</b>	390	7057		7839
	23 x 71 Glides	<b>EQTS4 2371G 06</b>	390	7057		7839










**Note:** Model numbers starting with EQTS4 refer to models with a standard cabinet on the left and on the right.

**To Order, Specify...**

- 1 Model Number
- 2 Material
- 3 Edge Style, Thickness & Color
- 4 Door Profile (laminated cabinets only)
- 5 3form Selection
- 6 Frame & Shelf Color
- 7 Pull Style
- 8 Additional Options





Laminate Wood	Laminate Urethane/PVC	Veneer Wood	Veneer 1 1/4" Wood	Veneer 1 1/4" Wood	Veneer Wood	Veneer Wood
Ergo (all sides)  <b>LWE2</b> 1 1/4"	Ergo (user side only)  <b>LUPE2R</b> 1 1/4" <b>LUPE2S</b> 1 1/4"	Flat  <b>VW2S</b> 1 1/4"	Square  <b>VWS2</b> 1 1/4"	Bullnose  <b>VWB2</b> 1 1/4"	Reverse Bevel  <b>VWR2</b> 1 1/4"	Ergo (user side only)  <b>VWE2</b> 1 1/4"
		Fluted  <b>VWF2S</b> 1 1/4"	Fluted  <b>VWF2</b> 1 1/4"			
1 1/4"	1 1/4"	1 1/4"				1 1/4"
7839 7839	7965 7965	10280 10280				10974 10974
8726 8726	8853 8853	10465 10465				11158 11158
7839 7839	7965 7965	10280 10280				10974 10974
8726 8726	8853 8853	10465 10465				11158 11158

**Finish Options**

- Powder Coat, Standard ..... n/c
- Powder Coat, Premium..... \$ 165
- Platinum..... \$ 488

**NOTE** Transparent powder coats not available on Teaching Stations

**Top Options**

- Special Laminate.....TSP call
- Custom Cutout (per cutout) .....TCC \$ 120

**Power & Data Options**

Please reference the Power + Data Price List

**Accessories**

- Rack Mount System (only available in Teaching Station with standard cabinet) .....RMS \$ 420
- Monitor Mount (not available with adjustable height) .....MMT \$ 606
- Adjustable Height, Motorized..... TAM \$ 3718

**Pull Style**

A pull style must be specified when ordering a Teaching Station.



1A



2A



**Questions?**

800 876 2120

top >  
edge >

Laminate PVC	Laminate Wood	Veneer Wood
Flat	Flat	Flat
<b>LP2S</b> 1 1/4"	<b>LW2S</b> 1 1/4"	<b>VW2S</b> 1 1/4"
Fluted	Fluted	Fluted
<b>LPF2S</b> 1 1/4"	<b>LWF2S</b> 1 1/4"	<b>VWF2S</b> 1 1/4"
1 1/4"	1 1/4"	1 1/4"

edge ordering code >  
top thickness >

edge ordering code >  
top thickness >  
top thickness price >

	Description	Model #	Product Wt			
	<b>All Access Doors</b>					
	23 x 32 Casters	<b>EQCB 2332C 09</b>	165	4688	5155	7862
	23 x 32 Glides	<b>EQCB 2332G 09</b>	165	4688	5155	7862
	<b>3form All Access Doors</b>					
	23 x 32 Casters	<b>EQCB 2332C 10</b>	165	5154	5668	8280
	23 x 32 Glides	<b>EQCB 2332G 10</b>	165	5154	5668	8280
	<b>Standard Doors</b>					
	23 x 32 Casters	<b>EQCB 2332C 20</b>	165	4688	5155	7862
	23 x 32 Glides	<b>EQCB 2332G 20</b>	165	4688	5155	7862
	<b>3form Standard Doors</b>					
	23 x 32 Casters	<b>EQCB 2332C 21</b>	165	5154	5668	8280
	23 x 32 Glides	<b>EQCB 2332G 21</b>	165	5154	5668	8280

**Pull Style**

A pull style must be specified when ordering any cabinet with doors.



1A



2A

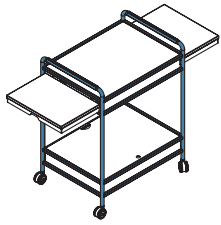
**To Order, Specify...**

- 1 Model Number, Top & Edge Style and Door Profile (laminated cabinets only)
- 2 Frame/Shelf Color
- 3 Laminate or Veneer Code
- 4 Edge Style and Thickness
- 5 Edge Color
- 6 Pull Style (models with doors only)
- 7 Base Options
- 8 Door Options

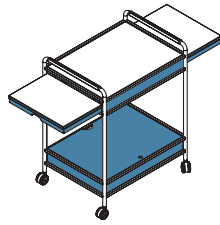


Please specify appropriate areas pertaining to model # >

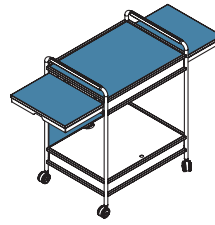
Blue highlights on illustrations represent indicated areas:



Frame Color





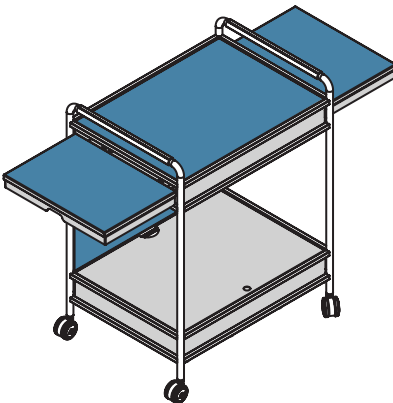
Metal Shelf Color



Top, Shelf and Back Panel  
Laminate or Veneer Color

w

	Description	Model #	Product Wt	Price
	<b>Laminate AV Cart</b> 23 x 32	<b>EQCT 2332L</b>	135	4324
	<b>Veneer AV Cart</b> 23 x 32	<b>EQCT 2332V</b>	135	5304



**Sample Model**  
Laminate Utility Cart  
23 x 32     **EQCT 2332L**     \$4324

**Specify**  
Frame Color  
Metal Shelf Color  
Top, Shelf and Back Panel Laminate or Veneer Color

Finish Options	Price
Powder Coat - Standard .....	n/c
Powder Coat - Premium .....	\$ 165
Platinum .....	\$ 488
Transparent Powder Coats available on frame only	

Mobile AV Cabinet		
Top Options	Code	Price
Special Laminate .....	TSP	call
Custom Cutout (per cutout) .....	TCC	\$ 120

Accessories	Code	Price
Monitor Mount .....	MMT	\$ 733
Adjustable Height-Motorized Side Shelf .....	SAM	\$2663
Handle (Mounted on Left) .....	HAN	\$ 113

AV Cart		
Top Options	Code	Price
Special Laminate .....	TSP	call
Custom Cutout (per cutout) .....	TCC	\$ 120

All prices are delivered list price effective with date printed on cover and supersedes all other published price lists. Versteel reserves the right to change prices or specifications without prior notice. Orders are accepted subject to price prevailing at time of shipment.

**versteel.com**  
Made in America  
800 876 2120